



676

676

# THYRATRON

MERCURY-VAPOR TRIODE

Electrical:	DATA	
Heater, for Unipotential Cathode:		
Voltage* . . . . .	5	volts
Current . . . . .	10	amp
Direct Interelectrode Capacitance:		
Grid to Anode (Approx.)	5	$\mu$ f
Peak Voltage Drop . . . . .	12	volts
Control Characteristic . . . . .	Negative	
Ionization Time (Approx.)	10	$\mu$ seconds
Deionization Time (Approx.)	1000	$\mu$ seconds

### Mechanical:

Mounting Position . . . . .	Vertical, Base Down
Overall Length . . . . .	11-1/4" $\pm$ 1/2"
Maximum Diameter . . . . .	3-13/16"
Bulb . . . . .	ST-30
Cap . . . . .	No. 3985
Base . . . . .	Large Shell Super-Jumbo 4-Pin

### Maximum Ratings, Absolute Values:

For frequencies up to 150 cycles

	Continuous Service	Welder- Control Service	
PEAK FORWARD ANODE VOLTAGE	2500 max.	750 max.	volts
PEAK INVERSE ANODE VOLTAGE	2500 max.	750 max.	volts
PEAK GRID VOLTAGE:			
Before Conduction . . . . .	-500 max.	-500 max.	volts
PEAK ANODE CURRENT . . . . .	40 max.	77 max.	amp
AVERAGE ANODE CURRENT . . . . .	6.4 max.	2.5 max.	amp
SURGE ANODE CURRENT for			
0.1 sec. max.	200 max.	200 max.	amp
GRID CURRENT: Before con-			
duction (Grid Negative)	5 max.	5 max.	$\mu$ amp
PEAK GRID CURRENT . . . . .	1 max.	1 max.	amp
AVERAGE GRID CURRENT . . . . .	0.25 max.	0.25 max.	amp
TIME OF AVERAGING CURRENTS . . . . .	15 max.	5 max.	sec
COND.-MERCURY TEMP. RANGE <sup>▲</sup>	40 - 80	40 - 90	$^{\circ}$ C

\* Heater voltage must be applied for at least 5 minutes before anode voltage is applied.

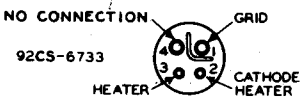
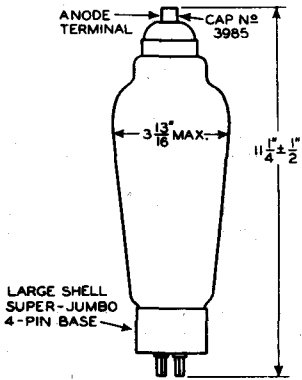
<sup>▲</sup> Recommended condensed-mercury temperature range, 45 - 55 $^{\circ}$ C.

676

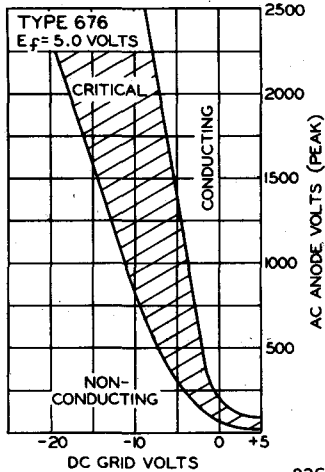


676

# THYRATRON



## OPERATIONAL REGION OF CRITICAL GRID VOLTAGE



92CS-6732

MAY 1, 1946

TUBE DIVISION  
RADIO CORPORATION OF AMERICA, HARRISON, NEW JERSEY

CE-6733-6732