

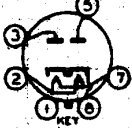


# 6X5, 6X5-GT/G

~~6X5  
6X5-GT/G~~

## FULL-WAVE HIGH-VACUUM RECTIFIER

Heater Voltage	Coated Unipotential Cathode		a-c or d-c volts
Current	6.3		amp.
	0.6		
	<b>6X5</b>	<b>6X5-GT/G</b>	
Maximum Overall Length	3-1/8"	3-5/16"	
Maximum Seated Height	2-11/16"	2-3/4"	
Maximum Diameter	1-5/16"	1-5/16"	
Bulb	Metal Shell, MT-8	T-9	
Base	{ Small Wafer Octal 6-Pin	{ Intermed. Sh. Octal 6-Pin	
Basing Designation	6S	G-6S	
Pin 1 { 6X5, Shell		Pin 5 - Plate #1	
Pin 2 { 6X5-GT/G, No Con.		Pin 7 - Heater	
Pin 3 - Heater		Pin 8 - Cathode	
Pin 4 - Plate #2			
Mounting Position		{ 6X5: Vertical $\uparrow$ 6X5-GT/G: Any	



BOTTOM VIEW

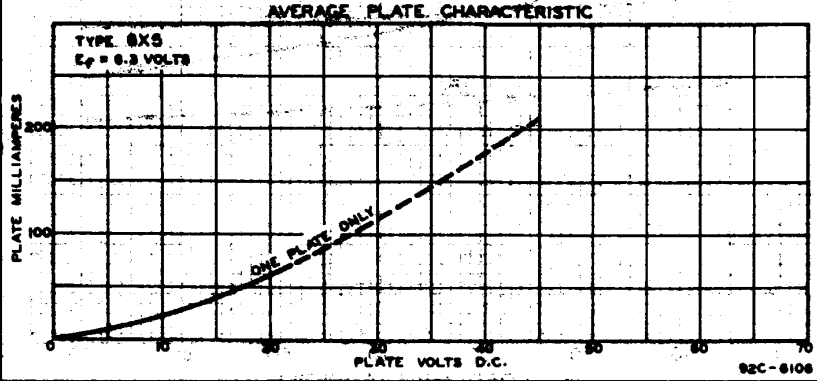
Maximum Ratings Are Design-Center Values

### FULL-WAVE RECTIFIER

Peak Inverse Plate Voltage	1250 max. volts
Peak Plate Current per Plate	210 max. ma.
D-C Output Current:	
With condenser input to filter	70 max. ma.
With choke input to filter	70* max. ma.
D-C Heater-Cathode Potential	450 max. volts

Typical Operation:	Condenser-	Choke-
	Input Filter	Input Filter
A-C Plate-to-Plate		
Supply Voltage (RMS)	650	900 volts
Filter Input Condenser	4	- $\mu$ f
Min. Total Effect. Plate		
Supply Imped. per Plate	150	- ohms
Filter Input Choke	-	8 henries
D-C Output Current	70	70 ma.
D-C Voltage (At input to filter):*		
At half-load current (35 ma.)	405	385 volts
At full-load current (70 ma.)	370	380 volts
Difference (Voltage Regulation)	35	5 volts
Percentage Regulation	6.5	1.3 %

◇ Horizontal operation permitted if pins 3 & 4 are in a horizontal plane.  
 \* For choke not less than 8 henries.  
 \* Approximate values.

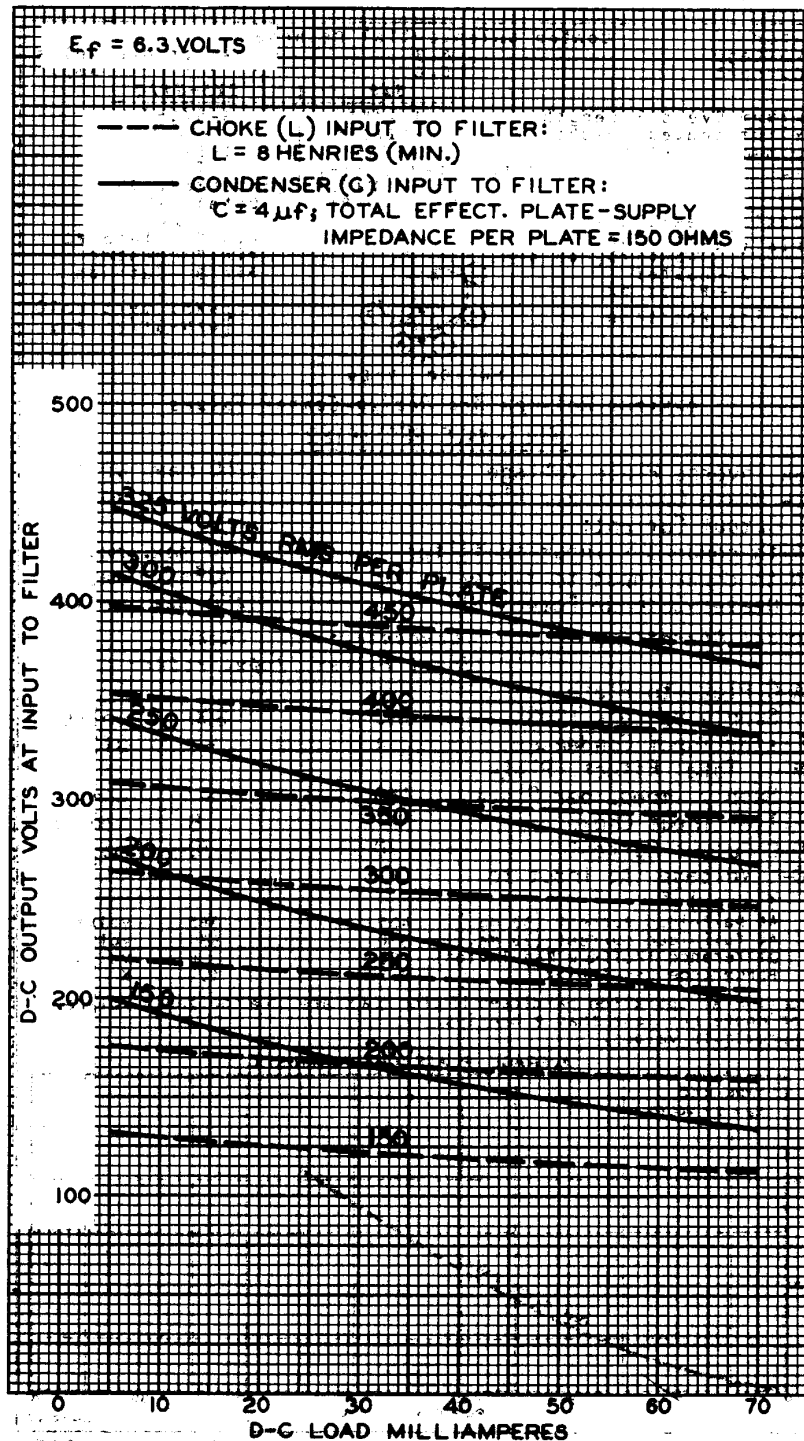


6X5



6X5

### OPERATION CHARACTERISTICS



NOV. 15, 1939

RCA VICTOR DIVISION  
RADIO CORPORATION OF AMERICA, HARRISON, NEW JERSEY

92C-4576RI