



117Z3

117Z3

HALF-WAVE VACUUM RECTIFIER

MINIATURE TYPE

GENERAL DATA

Electrical:

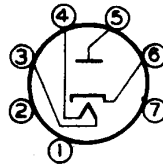
Heater, for Unipotential Cathode:

Voltage.	117	ac or dc volts
Current.	0.04	amp

Mechanical:

Mounting Position.	Any
Maximum Overall Length	2-5/8"
Maximum Seated Length.	2-3/8"
Maximum Diameter	3-4"
Bulb	T-5-1/2
Base	Miniature Button 7-Pin
Basing Designation for BOTTOM VIEW	4CB

Pin 1 - Internal Con.-
Do Not Use
Pin 2 - No Connection
Pin 3 - Heater



Pin 4 - Heater
Pin 5 - Plate
Pin 6 - Cathode
Pin 7 - No Con.-

HALF-WAVE RECTIFIER

Maximum Ratings, Design-Center Values:

PEAK INVERSE PLATE VOLTAGE	330 max.	volts
PEAK PLATE CURRENT	540 max.	ma
DC OUTPUT CURRENT.	90 max.	ma
HOT-SWITCHING TRANSIENT PLATE CURRENT		
For duration of 0.2 second maximum	2.5 max.	amp
PEAK HEATER-CATHODE VOLTAGE:		
Heater negative with respect to cathode.	175 max.	volts
Heater positive with respect to cathode.	100 max.	volts

Typical Operation with Capacitor-Input to Filter:

AC Plate-Supply Voltage (RMS).	117	volts
Filter-Input Capacitor	30	μf
Min. Total Effective Plate-Supply Impedance.	20	ohms
DC Output Current.	90	ma
DC Output Voltage at Input to Filter (Approx.):		
At half-load current (45 ma.).	130	volts
At full-load current (90 ma.).	110	volts
Voltage Regulation (Approx.):		
Half-load to full-load current	20	volts

← Indicates a change.

JULY 3, 1950

TUBE DEPARTMENT
RADIO CORPORATION OF AMERICA, HARRISON, NEW JERSEY

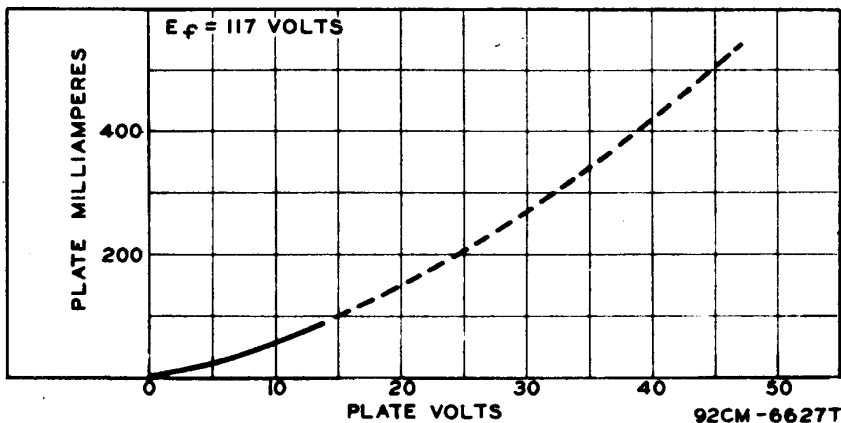
DATA

117Z3

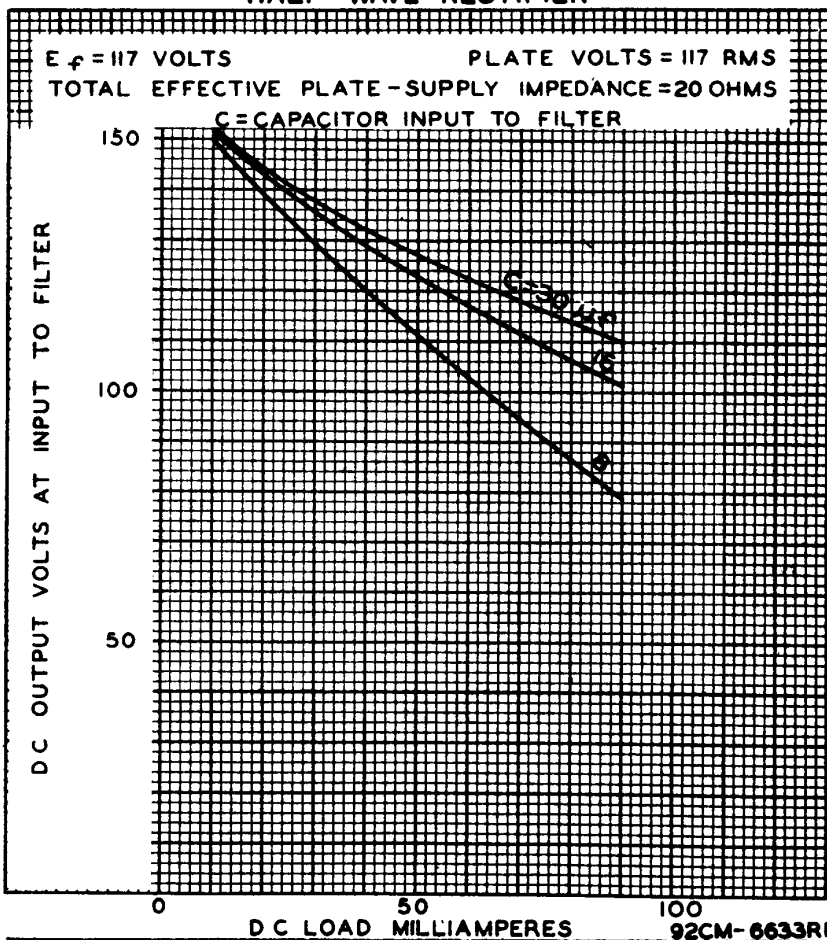


117Z3

AVERAGE PLATE CHARACTERISTIC



OPERATION CHARACTERISTICS HALF-WAVE RECTIFIER



JULY 3, 1950

TUBE DEPARTMENT
RADIO CORPORATION OF AMERICA, HARRISON, NEW JERSEY

CE-6627T-6633R1