

6BC8

Medium-Mu Twin Triode With Semiremote-Cutoff Characteristic

9-PIN MINIATURE TYPE

For Use in Cascode-Type Circuits of VHF TV Tuners

ELECTRICAL

Heater Characteristics and Ratings

Voltage (AC or DC)	6.3 ± 0.6	V
Current at 6.3 V.	0.400	A
Heater-Cathode Voltage:		
Peak positive	200	V
Peak negative ^a	200	V
Average	100	V

Direct Interelectrode Capacitances (Approx.)^b

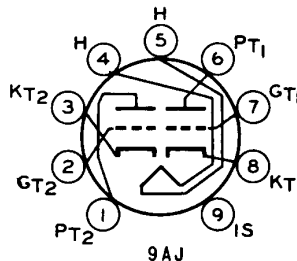
	Unit No.1	Unit No.2	
Grid to plate	1.2	1.2	pF
Input: G to (K, IS, H)	2.6	-	pF
Input: ^c K to (G, IS, H)	-	5.5	pF
Output: P to (K, IS, H)	1.3	-	pF
Output: ^c P to (G, IS, H)	-	2.4	pF
Plate to cathode	-	0.12	pF
Heater to cathode	2.8	2.8	pF
Plate of unit No.1 to plate of unit No.2 . .	0.02		pF
Plate of unit No.2 to plate and grid of unit No.1.	0.04		pF

MECHANICAL

Operating Position.	Any
Type of Cathode	Coated Unipotential
Maximum Overall Length.	2.187 in
Maximum Seated Length	1.937 in
Maximum Diameter.	0.875 in
Length, Base Seat to Bulb Top	
Excluding tip	1.469 to 1.656 in
Dimensional Outline (JEDEC 6-2)	See General Section
Envelope.	JEDEC T6-1/2
Base.	Small-Button Noval 9-Pin (JEDEC E9-1)

TERMINAL DIAGRAM (Bottom View)

- Pin 1 - Plate of Unit No.2
- Pin 2 - Grid of Unit No.2
- Pin 3 - Cathode of Unit No.2
- Pin 4 - Heater
- Pin 5 - Heater
- Pin 6 - Plate of Unit No.1
- Pin 7 - Grid of Unit No.1
- Pin 8 - Cathode of Unit No.1
- Pin 9 - Internal Shield



← Indicates a change.



RADIO CORPORATION OF AMERICA
Electronic Components and Devices
Harrison, N. J.

DATA 1
10-66

6BC8

CHARACTERISTICS, CLASS A₁ AMPLIFIER

Values are for Each Unit

Plate Voltage	150	V
Cathode Resistor	220	Ω
Amplification Factor	35	
→ Plate Resistance (Approx.)	5300	Ω
Transconductance	6200	μmho
Plate Current	10	mA
Grid Voltage for $g_m = 50 \mu\text{mho}$	-13	V

AMPLIFIER—CLASS A₁

Values are for Each Unit

Design-Maximum Ratings

Plate Voltage ^a	150	V
Cathode Current	22	mA
Plate Dissipation	2.2	W

MAXIMUM CIRCUIT VALUES

Grid-No.1 Circuit Resistance	0.5	M Ω
For cathode-bias operation		

^a This rating may be as high as 300 volts under cutoff conditions when the tube is used as a cascode amplifier and the two units are connected in series.

^b With external shield JEDEC No.315 connected to internal shield.

^c Read as grounded grid amplifier.

→ Indicates a change.

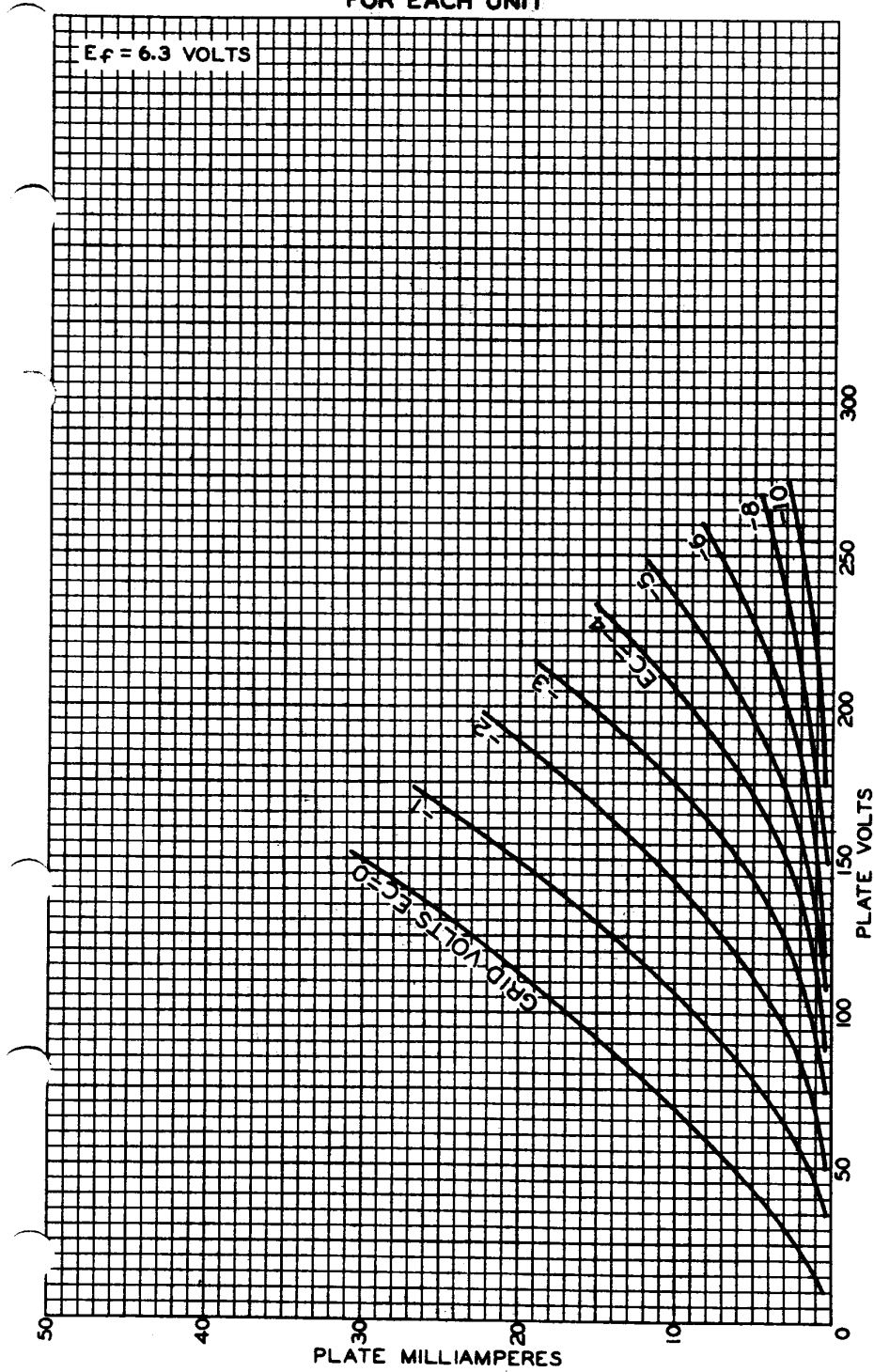




6BC8

AVERAGE PLATE CHARACTERISTICS
FOR EACH UNIT

6BC8

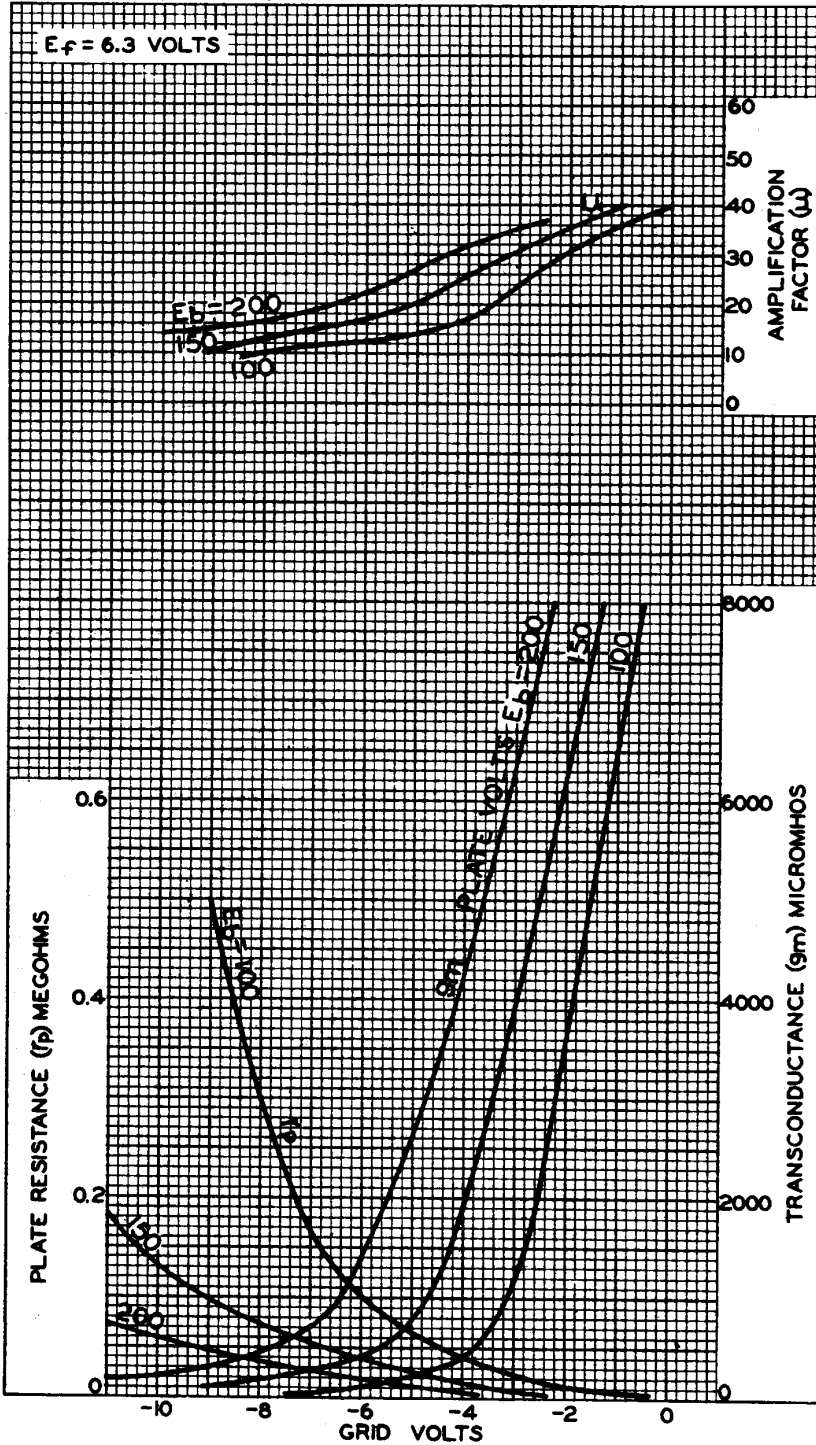


6BC8



6BC8

AVERAGE CHARACTERISTICS FOR EACH UNIT





6BC8

6BC8

AVERAGE CHARACTERISTICS
FOR EACH UNIT

