



677

THYRATRON

MERCURY-VAPOR TRIODE

677

Electrical:		DATA
Heater, for Unipotential Cathode:		
Voltage*	5	volts
Current	10	amp
Direct Interelectrode Capacitance:		
Grid to Anode (Approx.)	5	μmf
Peak Voltage Drop	12	volts
Control Characteristic: Negative		
Ionization Time (Approx.)	10	$\mu\text{seconds}$
Deionization Time (Approx.)	1000	$\mu\text{seconds}$

Mechanical:

Mounting Position	Vertical, Base Down
Overall Length	11-1/4" \pm 1/2"
Maximum Diameter	3-13/16"
Bulb	ST-30
Cap	No. 3985
Base	Large Shell Super-Jumbo 4-Pin

Maximum Ratings, Absolute Values:

For frequencies up to 150 cycles

PEAK FORWARD ANODE VOLTAGE	10000 max.	volts
PEAK INVERSE ANODE VOLTAGE	10000 max.	volts
PEAK GRID VOLTAGE:		
Before Conduction	-500 max.	volts
Anode Negative	10 max.	volts
PEAK ANODE CURRENT	15 max.	amp
AVERAGE ANODE CURRENT**	4 max.	amp
SURGE ANODE CURRENT for 0.1 sec., max.	16 max.	amp
GRID CURRENT: Before Conduction (Grid Neg.)	5 max.	μamp
PEAK GRID CURRENT	1 max.	amp
AVERAGE GRID CURRENT**	0.25 max.	amp
COND.-MERCURY TEMPERATURE RANGE [▲]	30 - 50	$^{\circ}\text{C}$

* Heater voltage must be applied for at least 5 minutes before anode voltage is applied.

** Averaged over any 15-second interval.

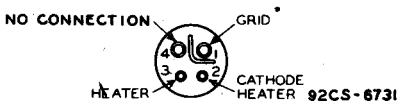
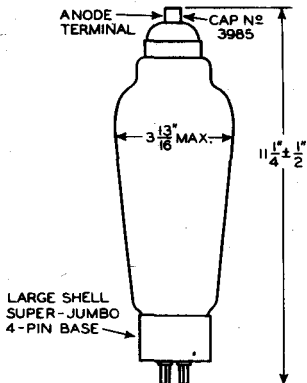
[▲] Recommended condensed-mercury temp. range, 35 - 45 $^{\circ}\text{C}$.

677

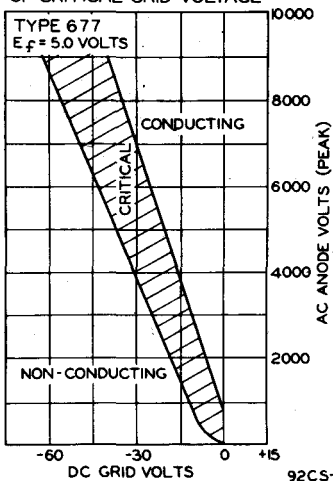


677

THYRATRON



OPERATIONAL REGION OF CRITICAL GRID VOLTAGE



MAY 1, 1946

TUBE DIVISION
RADIO CORPORATION OF AMERICA, HARRISON, NEW JERSEY

CE-6731-8730