

6MJ8

Medium-Mu Triple Triode For Matrix-Amplifier Applications in Color-TV Receivers

ELECTRICAL CHARACTERISTICS

Heater Voltage (ac or dc)	E_h	6.3			V
Heater Current	I_h	0.900			A
Direct Interelectrode Capacitances: ^a			<i>Unit No.1</i>	<i>Unit No.2</i>	<i>Unit No.3</i>
Grid to plate	C_{gp}	2.8	2.8	2.8	pF
Input: G to (K, H)	C_{in}	2.9	2.9	3.0	pF
Output: P to (K, H)	C_{out}	0.36	0.60	0.70	pF

For the following characteristics, see Conditions below:
Values are for each unit.

Amplification Factor	μ	17			
Plate Resistance (Approx.)	r_p	5600			Ω
Transconductance	G_m	3000			μmho
Plate Current	I_b	10			mA
Plate Current for grid volts = -14		4			mA
Grid Voltage (Approx.) for $I_b = 50\mu\text{A}$		-23			V

Conditions:

Heater Voltage	E_h	6.3			V
Plate Voltage	E_b	250			V
Grid Voltage	E_c	-10.5			V

MECHANICAL CHARACTERISTICS

Maximum Overall Length	2.875 in (73.02 mm)
Maximum Seated Length	2.50 in (63.5 mm)
Maximum Diameter	1.188 in (30.1 mm)
Dimensional Outline	JEDEC E9-60
Envelope	T9
Base	Small-Button Duodecar 12-Pin with Exhaust Tip (JEDEC No.E12-70)
Terminal Diagram	JEDEC 12HG
Type of Cathode	Coated Unipotential
Operating Position	Any

6MJ8

MAXIMUM RATINGS – Design-Maximum Values^b

Values are for Each Unit

Plate Voltage	E_{bb}	330	V
Grid Voltage:			
Positive-bias value	E_{cc}	0	V
Plate Dissipation	P_b	3	W
Heater-cathode voltage (Each unit):			
Peak	e_{hkm}	±200	V
Average ^c	$E_{hk(av)}$	100	V
Heater Voltage, ac or dc	E_h	5.7 to 6.9	V

MAXIMUM CIRCUIT VALUE

Grid-Circuit Resistance:

For fixed-bias operation	R_{g1}	1	MΩ
----------------------------------	----------	---	----

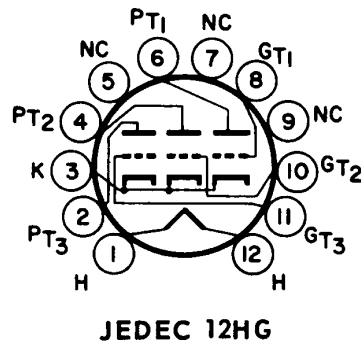
^a Measured without external shield in accordance with the current issue of EIA Standard RS-191.

^b As defined in the current issue of EIA Standard RS-239.

^c Measured with a dc meter.

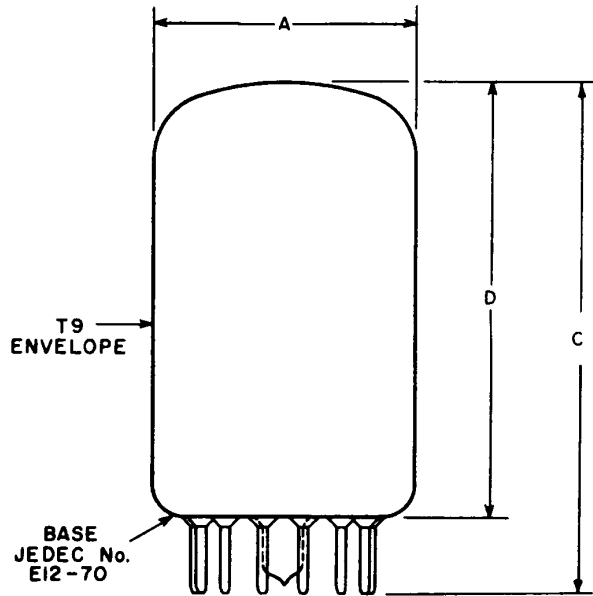
TERMINAL DIAGRAM – Bottom View

- Pin 1 - Heater
- Pin 2 - Plate of Unit No.3
- Pin 3 - Cathode
- Pin 4 - Plate of Unit No.2
- Pin 5 - No Internal Connection
- Pin 6 - Plate of Unit No.1
- Pin 7 - No Internal Connection
- Pin 8 - Grid of Unit No.1
- Pin 9 - No Internal Connection
- Pin 10 - Grid of Unit No.2
- Pin 11 - Grid of Unit No.3
- Pin 12 - Heater



6MJ8

DIMENSIONAL OUTLINE – JEDEC E9-60

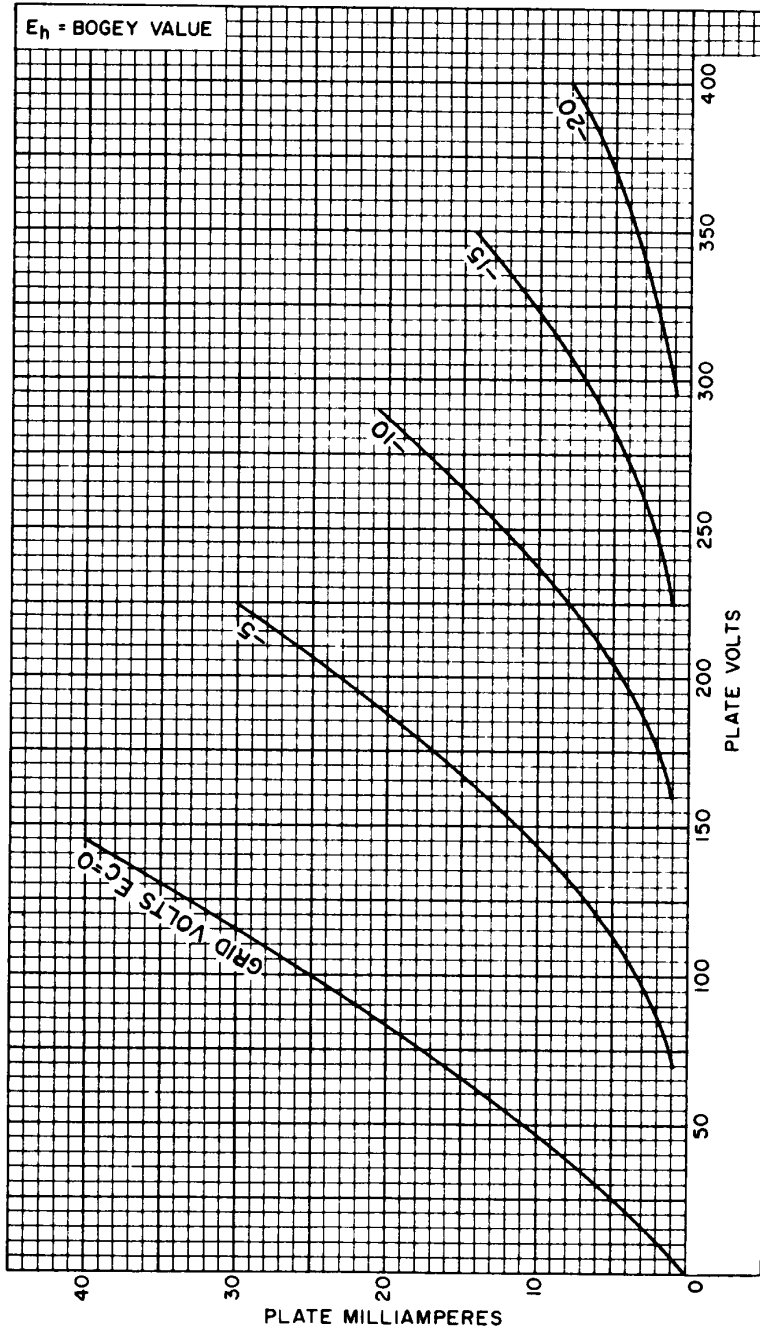


92CS-13200VI

DIMENSION	INCHES		MILLIMETERS	
	Min.	Max.	Min.	Max.
A	1.062*	1.188	27.0*	30.1
C	—	2.875	—	73.02
D	2.250	2.500	57.2	63.5
MILLIMETER DIMENSION DERIVED FROM INCH DIMENSION				
* Applies to the minimum diameter except in the area of the seal.				

6MJ8

AVERAGE PLATE CHARACTERISTICS Each Unit



92CM-11966R1