

6DZ4

Medium-Mu Triode

7-PIN MINIATURE TYPE

For UHF-Oscillator Service in TV Receivers

GENERAL DATA

Electrical:

Heater Characteristics and Ratings:

Voltage (AC or DC)	6.3 ± 0.6	volts
Current at heater volts = 6.3	0.225	amp
Peak heater-cathode voltage:		
Heater negative with respect to cathode	50 max.	volts
Heater positive with respect to cathode	50 ^a max.	volts

Direct Interelectrode Capacitances (Approx):^b

Grid to plate	1.8	pf
Grid to cathode and heater	2.2	pf
Plate to cathode and heater	1.3	pf

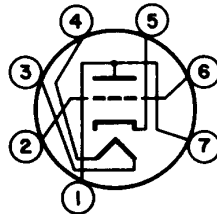
Characteristics, Class A₁ Amplifier:

Plate Supply Voltage	80	volts
Plate Resistor	2700	ohms
Amplification Factor	14	
Plate Resistance (Approx)	2000	ohms
Transconductance	6700	μmhos
Plate Current	15	ma
Grid Voltage (Approx) for plate μa = 20	-11	volts

Mechanical:

Operating Position	Any
Type of Cathode	Coated Unipotential
Maximum Overall Length	1-3/4"
Maximum Seated Length	1-1/2"
Length, Base Seat to Bulb Top (Excluding tip)	1-1/8" ± 3/32"
Diameter	0.650" to 0.750"
Dimensional Outline	See <i>General Section</i>
Bulb	T5-1/2
Base	Small-Button Miniature 7-Pin (JEDEC No. E7-1)
Basing Designation for BOTTOM VIEW	7DK

Pin 1 - Plate
Pin 2 - Grid
Pin 3 - Heater
Pin 4 - Heater



Pin 5 - Cathode
Pin 6 - Grid
Pin 7 - Plate



6DZ4

UHF OSCILLATOR

Maximum Ratings, Design-Maximum Values:

PLATE VOLTAGE	135 max.	volts
GRID VOLTAGE:		
Negative-bias value	50 max.	volts
GRID CURRENT	2 max.	ma
CATHODE CURRENT	20 max.	ma
PLATE DISSIPATION	2.3 max.	watts

Typical Operation:^c

At frequency of 1000 Mc

Plate Supply Voltage	135	volts
Plate-Circuit Resistance	2700	ohms
Grid Resistor	10000	ohms
Plate Current	15.5	ma
Grid Current (Approx)	800	μ a

Maximum Circuit Values:

Grid-Circuit Resistance:		
For fixed-bias operation	Not recommended	
For cathode-bias operation	0.5 max.	megohm

^a The dc component must not exceed 25 volts.

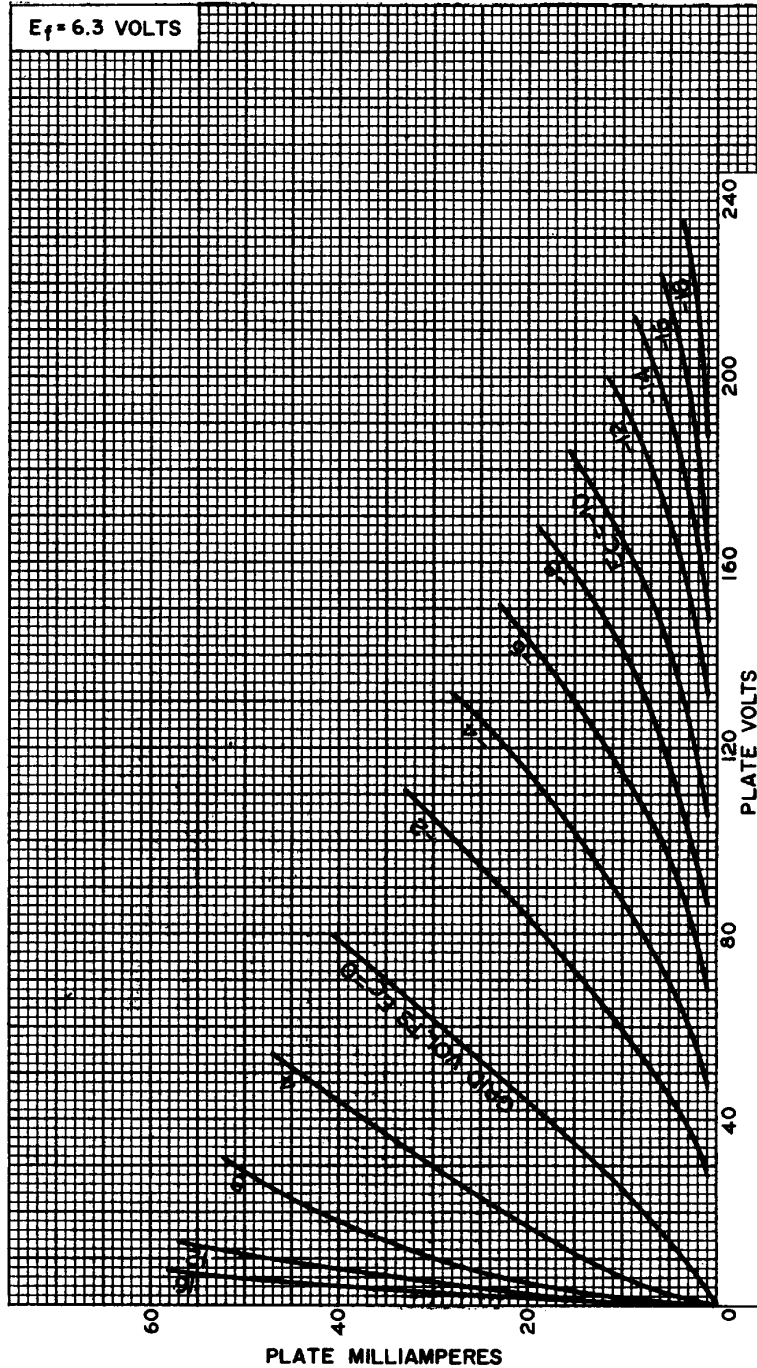
^b With external shield JEDEC No.316 connected to cathode.

^c Measured in JEDEC STANDARD OSCILLATION TEST SET No.400 with external, added resistance in plate circuit.



6DZ4

AVERAGE PLATE CHARACTERISTICS



92CM-7756

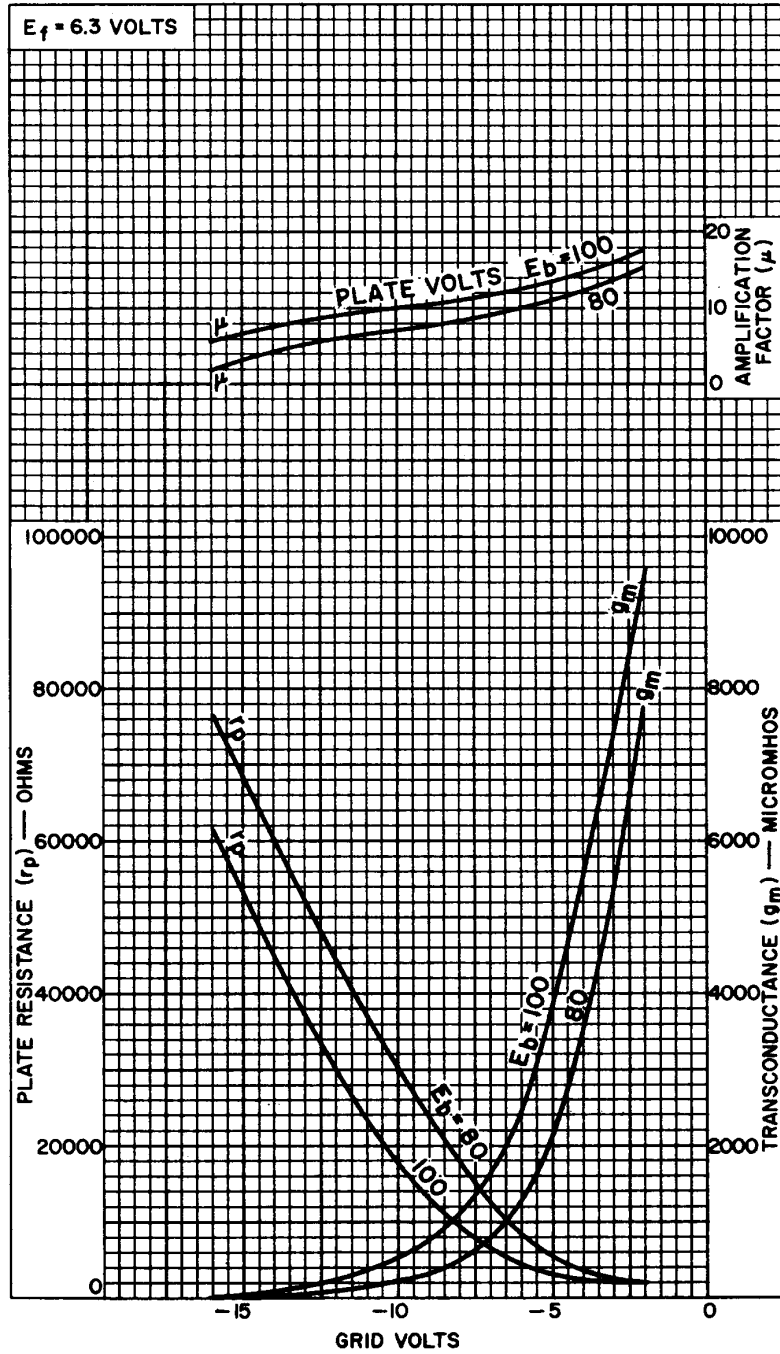


RADIO CORPORATION OF AMERICA
Electron Tube Division
Harrison, N. J.

DATA 2
4-63

6DZ4

AVERAGE CHARACTERISTICS



92CM - 7758R1

RADIO CORPORATION OF AMERICA
Electron Tube Division

Harrison, N. J.

