

18FW6A

Remote-Cutoff Pentode

7-PIN MINIATURE TYPE

With Heater Having Controlled Warm-Up Time

GENERAL DATA

Electrical:

Heater, for Unipotential Cathode:		
Voltage (AC or DC)	18	volts
Current	0.1 ± 6%	amp
Warm-up time (Average)	20	sec
Direct Interelectrode Capacitances: ^a		
Grid No.1 to plate	0.0035 max.	μf
Grid No.1 to cathode, grid No.3, grid No.2, and heater	5.5	μf
Plate to cathode, grid No.3, grid No.2, and heater	5	μf

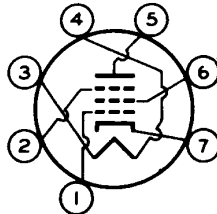
Characteristics, Class A₁ Amplifier:

Plate Supply Voltage	100	volts
Grid No.3	<i>Connected to cathode at socket</i>	
Grid-No.2 Supply Voltage	100	volts
Cathode Resistor	68	ohms
Plate Resistance (Approx.)	0.25	megohm
Transconductance	4400	μmhos
Plate Current	11	ma
Grid-No.2 Current	4.4	ma
Grid-No.1 Voltage (Approx.) for transconductance (μmhos) = 25	-20	volts

Mechanical:

Operating Position	Any
Maximum Overall Length	2-1/8"
Maximum Seated Length	1-7/8"
Length, Base Seat to Bulb Top (Excluding tip)	1-1/2" ± 3/32"
Diameter	0.650" to 0.750"
Dimensional Outline	See <i>General Section</i>
Bulb	T5-1/2
Base	Small-Button Miniature 7-Pin (JEDEC No.E7-1)
Basing Designation for BOTTOM VIEW	7CC

Pin 1 - Grid No.1
Pin 2 - Grid No.3,
Internal
Shield
Pin 3 - Heater



Pin 4 - Heater
Pin 5 - Plate
Pin 6 - Grid No.2
Pin 7 - Cathode



18FW6A

AMPLIFIER — Class A₁

Maximum Ratings, Design-Maximum Values:

PLATE VOLTAGE 150 max. volts
GRID No.3 (SUPPRESSOR GRID) *Connected to cathode at socket*
GRID-No.2 (SCREEN-GRID) SUPPLY VOLTAGE 150 max. volts
GRID-No.2 VOLTAGE *See Grid-No.2 Input Rating Chart*
at front of Receiving Tube Section

GRID-No.2 INPUT:

For grid-No.2 voltages up to 75 volts 0.6 max. watt
For grid-No.2 voltages between 75
and 150 volts *See Grid-No.2 Input Rating Chart*
at front of Receiving Tube Section

PLATE DISSIPATION 2.5 max. watts

PEAK HEATER-CATHODE VOLTAGE:

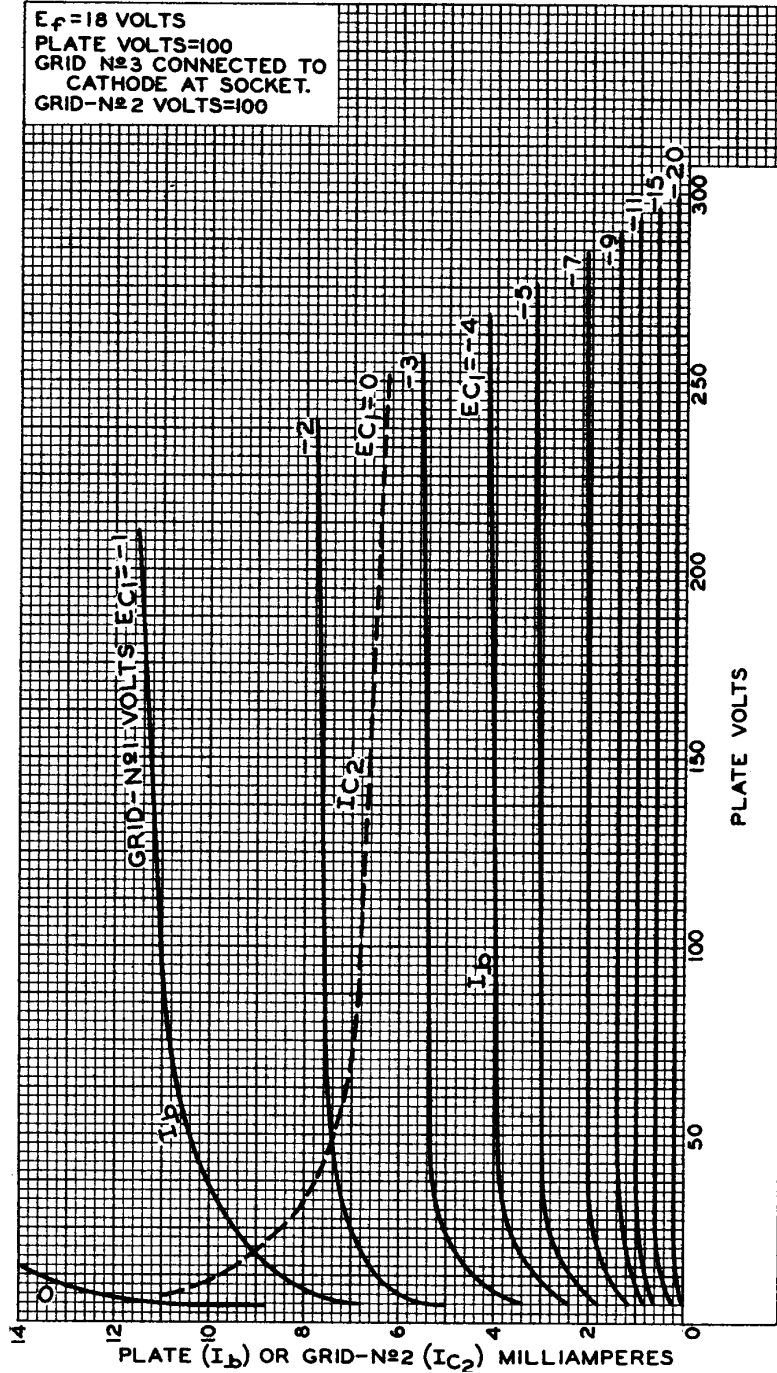
Heater negative with respect to cathode 100 max. volts
Heater positive with respect to cathode 100 max. volts

^a With external shield JEDEC No.316 connected to cathode.



18FW6A

AVERAGE CHARACTERISTICS



92CM-10778

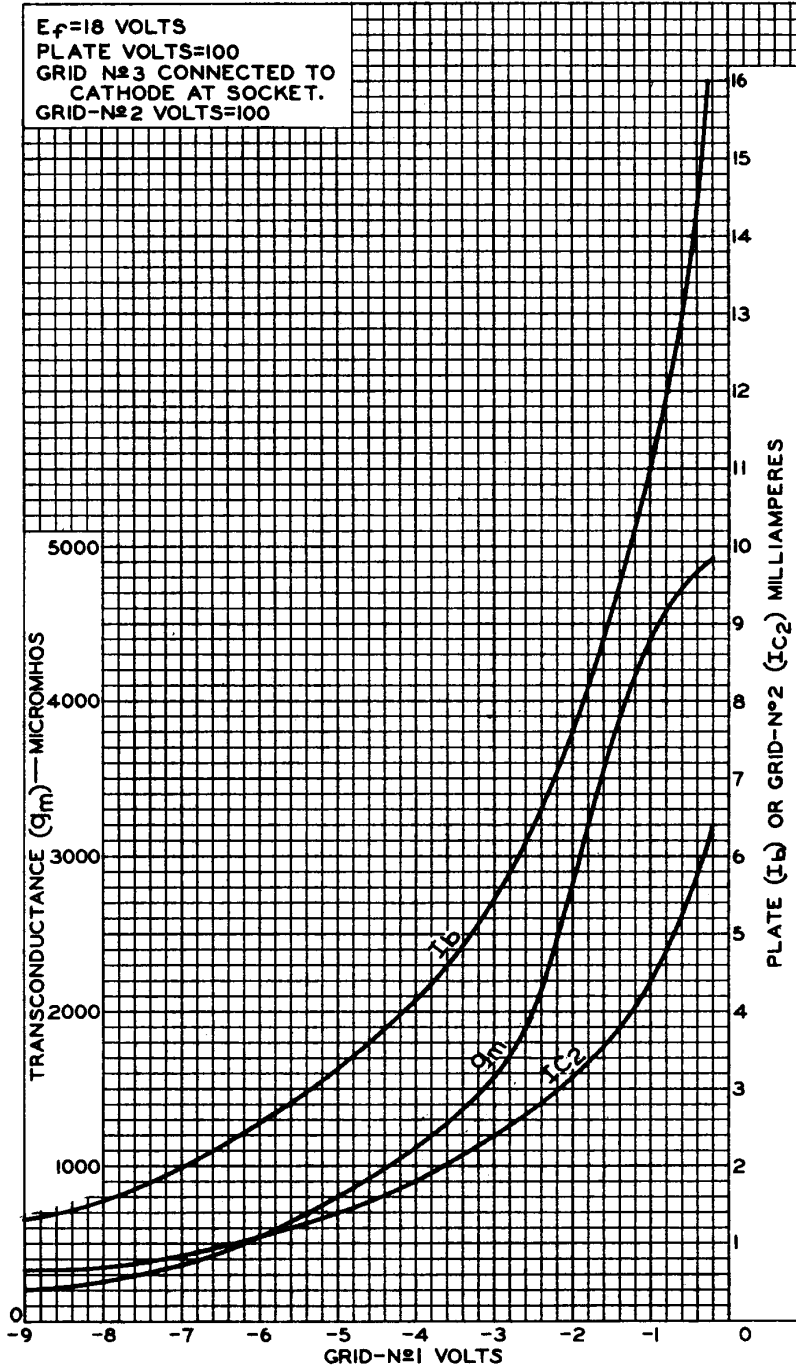


RADIO CORPORATION OF AMERICA
Electron Tube Division
Harrison, N. J.

DATA 2
7-61

18FW6A

AVERAGE CHARACTERISTICS



92CM-10776

RADIO CORPORATION OF AMERICA
Electron Tube Division
Harrison, N. J.

