

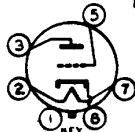


6AC5-GT/6AC5-G



HIGH-MU POWER AMPLIFIER TRIODE

Heater	Coated Unipotential Cathode	
Voltage	6.3	a-c or d-c volts
Current	0.4	amp.
Maximum Overall Length		3-5/16"
Maximum Seated Height		2-3/4"
Maximum Diameter		1-5/16"
Bulb Base		T-9
Pin 1 - No Connection		Intermed. Shell Octal 6-Pin
Pin 2 - Heater		Pin 5 - Grid
Pin 3 - Plate		Pin 7 - Heater
Mounting Position		Pin 8 - Cathode
		Any



BOTTOM VIEW (G-60)

Characteristics

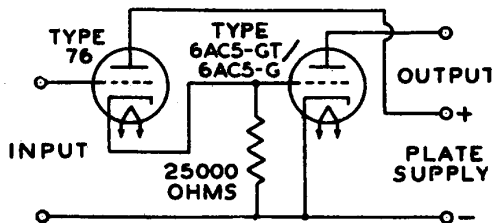
Plate Voltage	250 max.	volts
Grid Voltage	+13	volts
Amplification Factor	125	
Plate Resistance	36700	ohms
Transconductance	3400	μmhos
Plate Current	32	ma.
Grid Current	5	ma.

Amplifier

Plate Voltage	250 max.	volts
Peak Plate Current (per tube)	110 max.	ma.
Average Plate Dissipation	10 max.	watts
Typical Operation - Class B Power Amplifier:		
<i>Unless otherwise specified, values are for 2 tubes</i>		
Plate Voltage	250	volts
Grid Voltage	0	volts
Peak A-F Grid-to-Grid Voltage	70	volts
Zero-Signal D-C Plate Current	5	ma.
Effective Load Res. (plate to plate)	10000	ohms
Peak Power Input	950	mw.
Power Output	8 approx.	watts
Dynamic-Coupled Class A₁ Amplifier - With type 76 as Driver:		
Plate-Supply Voltage	250	volts
Grid Voltage	▲	volts
Average Plate Current	32	ma.
Average Plate Current of Driver	5.5	ma.
Input Signal to Driver (RMS)	16.5	volts
Driver Grid Resistor	1.0 max.	megohm
Load Resistance	7000	ohms
Harmonic Distortion	10	%
Power Output *	3.7	watts

- In circuits where the cathode is not directly connected to the heater, the potential difference between heater and cathode should be kept as low as possible.
- ▲ Bias voltage for both the 6AC5-GT/6AC5-G and the driver is developed by the Dynamic-Coupled connection, shown in the circuit arrangement. The total d-c resistance in the grid circuit of the driver should not exceed 1.0 megohm. The main purpose of the 25000-ohm resistor is to prevent a current surge occurring while the tube is warming up.
- * When driver is operated up to the grid-current point, it is possible to obtain a power output of 4.3 watts with approximately 16% distortion.

DYNAMIC-COUPLED CONNECTION



←Indicates a change.

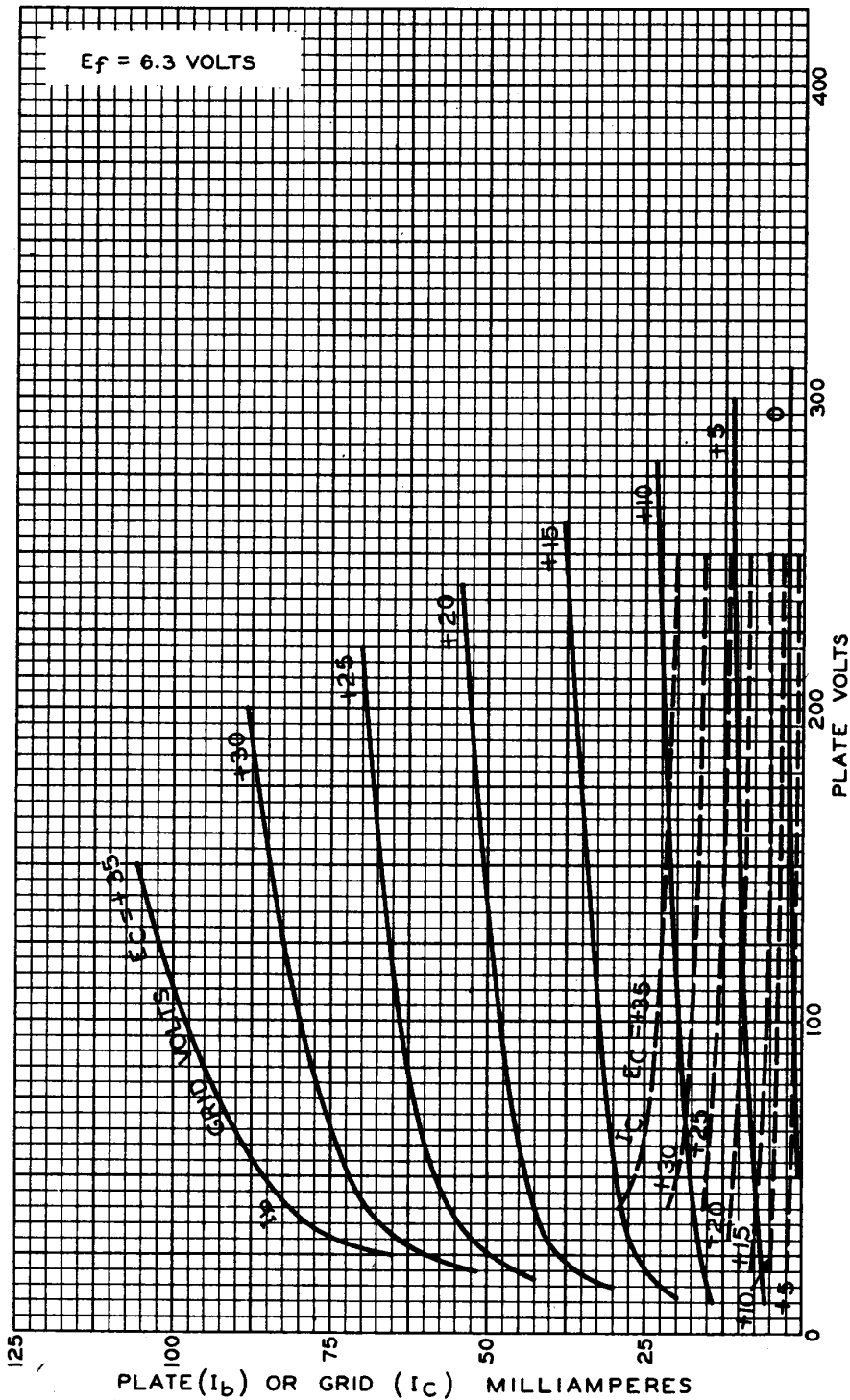
The license extended to the purchaser of tubes appears in the License Notice accompanying them. Information contained herein is furnished without assuming any obligations.

6AC5-GT



6AC5-GT

AVERAGE PLATE CHARACTERISTICS



OCT. 18, 1937

RCA RADOTRON DIVISION
RCA MANUFACTURING COMPANY, INC.

92C-4840