THORDARSON • MEISSNER

PERMANENT CATALOG

PERMANENT EDITION

Worlds Leading Producer of Transformers and Coils

- ★ INDUSTRIAL
- ★ MILITARY
- ★ TELEVISION
- ★ GEOPHYSICAL
- ★ TRANSISTOR
- ★ AMATEUR
- ★ RADIO

YOUR
PERSONAL REGISTERED
LOOSE-LEAF CATALOG

Continuous Service Since 1895

THORDARSON-MEISSNER

MT. CARMEL, ILLINOIS • PHONE 1200

PRINTED IN USA

HOW TO USE THE THORDARSON MEISSNER "TV AND RADIO REPLACEMENT GUIDE"

CONTENTS

RADIOS ..... The first pages of this book cover thousands of replacement parts for RADIOS (including car radios and portables, from Admiral to Zenith. These are listed by manufacturer's name and part number.

PRICES ..... Current PRICES are shown on the blue pages following the radio replacement information.

T.V. ..... The remaining several hundred pages cover TV replacements.

The TV replacement information is cross indexed three ways as follows:

TV PARTS LIST

If you know the part number to be replaced use the **PARTS LIST** found at the beginning of each manufacturer's listing. The **MANUFACTURER'S** numbers are listed in numerical sequence with the correct **THORDARSON-MEISSNER** replacement right along side. **THAT'S ALL THERE IS TO IT !**

TV MODEL INDEX

Perhaps you prefer to use the **MODEL INDEX** to find the correct replacement. All models are listed in alphabetical and numerical sequence, and right next to each is a **COLUMN NUMBER**. Find that **COLUMN NUMBER**, usually on succeeding pages. There you will find the correct **THORDARSON-MEISSNER** replacement for all transformers and coils used in that particular model.

TV CHASSIS INDEX

If you wish to find the replacement by referring to chassis numbers, use the **CHASSIS INDEX**. All chassis numbers are listed in numerical sequence, and right next to each is a **COLUMN NUMBER**. Find that **COLUMN NUMBER**, usually on succeeding pages. There you will find the correct **THORDARSON-MEISSNER** replacement for all transformers and coils used in that particular chassis.

TV SERVICE NOTES

At the suggestion of our technician friends everywhere, we have included many helpful, useful, and informative service notes. These are always found at the end of each manufacturer's listing.

Thanks for your help. As you can readily see, the compilation of this great wealth of information on more than 48 types of parts for thousands of models and chassis produced by over 100 manufacturers, covering a period of more than 10 years, was a **MONUMENTAL** job. There will be changes and additions — and when using this guide, you may find things that we should know about, and should pass along to the tens of thousands of other technicians and servicemen who are also using this guide. Won't you please tell us about any changes you think would be helpful or useful? We will be mighty grateful to you for your help.

A Complete List

# of BRAND NAMES and ASSOCIATED MANUFACTURERS

Covered by the THORDARSON-MEISSNER "PERMANENT EDITION"

TV AND RADIO REPLACEMENT GUIDE

Admiral
Affiliated Retailers (See Artone)
Airchief (See Firestone)
Airex (See Video Products)
Airline (Montgomery Ward)
Andrea
Artone (Macy's) (Affiliated Retailers)
Arvin
Belmont (See Raytheon)
Bendix
Capehart (Farnsworth)
CBS Columbia
Coronado (Gamble Skogmo)
Crosley
Dumont
Electronic Appliances, Inc. (See Video Products)
Emerson
Fada
Farnsworth (See Capehart)
Firestone (Airchief)
Galvin (See Motorola)
Gamble Skogmo (See Coronado)
General Electric
Hallicrafters
Hoffman
Hotpoint
Kaye-Halbert
Macy's (See Artone)
Magnavox
Majestic (Wilcox Gay)
Meck
Meteor
Mirrortone
Montgomery Ward (See Airline)
Motorola
Muntz
Olympic
Packard Bell
Philco
Raytheon (Belmont)
RCA
Scott (Also see Meck)
Sears Roebuck (See Silvertone)
Sentinel
Setchell Carlson
Silvertone (Sears Roebuck)
Skyrider (See Hallicrafters)
Sonora
Spartan
Sparton
Stewart-Warner
Strand Television Corp. (See Video Products)
Stromberg-Carlson
Sylvania
Tele-King
Tele-Tone
Travler
Truetone (Western Auto)
Video Products (Airex) (Strand Television Corp.)
(Electronic Appliances Inc.)
Wells Gardner
Western Auto (See Truetone)
Westinghouse
Wilcox Gay (See Majestic)
Zenith

THORDARSON MEISSNER
INCORPORATED
ELECTRONIC CENTER, MT. CARMEL, ILLINOIS

TRANSFORMER and COIL REPLACEMENTS FOR RADIO

Including Console, Table, Transistor, Portable Model Radios, Record Players and Auto Radios

ADMIRAL

MFR'S. PART	REPLACEMENT
69A20-2	14-1053
69A39-4	14-1074
69A39-5	14-1074
69A39-8	14-1074
69A52-2	14-1055
69A52-3	14-1053
69A52-4	14-1055
69A52-5	14-1055
69A52-6	14-1055
69A52-7	14-1060
69A113-1	14-1060
69A165-1	14-1074
69A184-5	14-1060
69B215-5	14-1086
69B225-3	14-7003
69B225-4	14-7003
69B228-1	14-7002
69B228-3	14-7002
69B228-4	14-7002
69B229-1	14-7002
69B229-2	14-7002
69B232-6	14-9026
69B232-16	14-9026
69B235-3	14-7002
69B243-1	14-1074
69B244-1	14-7003
69B246-2	14-9024
69B246-5	14-9025
69B258-1	14-7002
69C218-12	14-9023
69C218-13	14-9005
69C218-16	14-9022
69C243-3	14-1074
69C243-5	14-1074
72A120-1	16-3487
72A120-2	17-3487
72A120-3	16-6758
72A120-4	16-6758
72B28-1	16-6668
72B28-6	16-6669
72B28-7	16-6758
72B28-61	16-6668
72B28-62	16-6669
72B28-63	16-6786
72B28-64	16-6758
72B28-68	16-3487
72B50	16-6666
72B51	16-6667
72B128-7	16-6758
72B196-1	17-3498
72C28-7	16-6758
72C28-65	16-6780
72C28-68	16-3487
72C28-70	16-6758
72C28-71	16-6758
72C28-111	16-6758
72C128-7	16-6758
72C170-1	16-6780
72C170-2	16-6780
72C170-3	16-6780
72C170-4	16-6780
72C170-5	16-6780
72C175-2	16-6702
72C182-1	16-9007
72C182-2	16-9008
72C182-3	16-9009
72C182-9	16-9008
72C182-11	16-9020
72C182-12	16-9021
72C182-13	16-9025
72C191-1	17-3498
72C223-1	16-9022
72C223-2	16-9023
72C223-3	16-9024
72D28-5	16-6780
72D28-65	16-6780
72D28-68	16-3487
72D28-70	16-6758
72D28-71	16-6758
72D28-73	17-3494
72D196-2	17-3498
72D225-2	16-3487
72D227-1	16-6758
73A2-8	19-1002
73A2-13	19-1001
73A2-14	19-1001
73A17-1	19-1003
73A17-2	19-1001
73A50-1	19-1003
73B2-15	19-1001
73B31-4	19-1010
73B31-5	19-1000
73B51-1	19-1002
73B51-2	19-1002
73B51-3	19-1002
73B51-4	19-1002
73D2-15	19-1001
74B21	20C55
79A11-3	24S53
79A11-4	24S53
79A22	24S48
79B50	22S67
79B67-1	TR-7
79B67-3	TR-2
79B68-1	TR-29
79B68-3	TR-18
79B68-4	TR-18
79B79-1	24S36
79B84-1	TR-2
79B85-1	TR-15
79B85-2	TR-15
79B88-1	24S53
79B98-1	24S48
79C33-8	24S35
79C45-4	24S50A
79C45-5	24S11
79C46-1	24S89
79C56-3	22S58
79C56-4	24S16
79C56-6	26S46
79C57-2	24S16
79D33-17	24S53
79D33-20	26S49
79D33-21	26S50
79D33-23	26S49
79D33-30	TR-114
79D33-34	22S46
79D33-35	26S50
79D33-39	24S53
79D33-40	26S50
79D56-11	24S55
79D56-12	24S55
79D56-13	24S55
79D56-15	24S55
79D56-16	26S49
79D68-3	TR-18
79D68-4	TR-18
79D88-1	24S53
80B22	24R13
80B40	24R07U
80B48-1	24R13U
80B48-3	24R40U
80B60-1	24R19U
80B60-3	24R07U
80B60-4	24R09U
80B66-1	24R20U
80C66-1	24R20U
80C66-2	24R20U
80D69-1	24R09U
89A4	24S53
98A4	24S53
98A21	24S34

AIRCASTLE
(INCLUDING AUTO RADIOS)

MFR'S. PART	REPLACEMENT
A10-485	14-1071
A10-505	14-1074
A10-506	16-6758
A10-508	16-6758
A10-509	16-6758
A10-512	14-1060
A1490-10	16-6758
A1491-10	16-6758
A1656-13	24S50
A1660-13	24S50
B80-232	24S49
B80-242	24S31
B80-243E	22R61
C1803	16-6758
C1803-1	16-6758
C5013P	14-1074
IF-51	16-3487
IF-53	17-3498
L-201	14-1053
L-A3	14-1056
LC-9	14-1073
LC-10	14-1073
LC-11	14-1073
LC-12	14-1072
LC-32	14-1073
LF-24	16-6758
LF-29	16-6758
LF-30	16-3487
LF-32	16-6758
LF-33	17-3488
LF-50	16-6758
LF-51	16-3487
LF-52	16-3487
LF-53	17-3498
LF-55	16-6758
LI-1	16-6658
LI-2	16-6660
LI-5	16-6758
LI-6	16-6658
LI-7	16-6660
LI-8	16-6660
LO-8	14-1074
LO-13	14-1074
LO-14	14-1074
M-6	24S50
N-4875	24S85
N-6003	14-1073
N-5341	17-3487
N-6344	16-6678
N-6345	16-6678
N-6346	16-3471
N-6348	14-1073
N-6369	24S85
N-6791	24S52
N-6865	16-6758
N-6866	16-6758
N-7139	14-1073
N-7541	16-6658
N-7548	24S53
N-7694	16-6764
N-7888	16-6758
N-7981	16-6758
N-7982	14-1073
N-8001	24S85
P-70	24S53
PM-200/X	24S31
PM-255-2	24S31
PM-705	24S51
PM-705B	24S31
PM-706	24S31
PM-710	22S45
PM-720	24S31
PT-1002	22R01
TO-10000	24S53
TO-10012	24S31
TR-10B	24S53
TR-16	24S53
TR-113	24S61
TR-117	24S61
TRC-10013	14-1073
TRC-10017	14-1073
TRC-10015	14-1073
TRC-10015A	14-1073
TRF-10018	14-1071
TS-10039	16-6758
TS-10040	16-6758
TS-10043	16-6758
TS-250-0	24S53
TV-86/A	22R29
TV-100	22R61
TV-100A	22R61
TV-200	22R29
TV-W100	22R57
TV-715	24S50
12B-401	24S04
13A-398	16-6758
13D-400	14-1073
30T	24S53
60-8	14-1072
61-1	14-1073
61-2	16-6758
62-1/-2	16-6758
62-14	14-1071
130-102	16-6758
130-107	16-6758
130-108	16-3487
130-109	16-3487
130-110	17-3498
132-109	19-1002
136-106	14-1073
138-106	24S06
302	24S64
303	24R05
318V-2	22R61
1201	24S50
1202	24S48
1401	14-1073
1402	16-6678
1405	16-6758
1406-A	16-6758
1655-16	16-6758
14977	16-6758

AIRLINE
(INCLUDING AUTO RADIOS)

MFR'S. PART	REPLACEMENT
AM4	16-6758
AM6	14-1074
AR262	16-6752/54
B12A18137	24R13
B12C17642	24S50
B12C18143-1	24S51
B12C18723	24S53
B12D18741	14-1073
B13A16612	16-3487
B13A16662	16-6758
B13A18567	16-3487
B13B16000	16-3487
B13B16302	16-6758
B1318568	16-3487
B13D16611	14-1073
B13D18996	14-1073
B13M16001	17-3487
B13M19356	17-3488
E622	16-6758
E1111	24S49
E1112	24S37
E1113	24S53
E1114	24S53
E1115	TR-115
E1123	TR-113
E1126/B-2	26S58
E1127/B-1	26S58
E1137	24S89
E6124X	14-1073
E6126	14-1073
E6127/X	14-1073
E6139	14-1073
E6146	14-1073
E6211	16-6800
E6217	16-3487
E6219	16-6758
E6220	16-6764
E6256/-1/-2	16-6758
E6283	17-3498
E627189	16-3487
L200	19-1005
L201	14-1033
L202/A	19-4215
L203	19-4215
L352	19-1004
LI10	16-6780
LI11	16-6780
LO18	14-1040
MW20E732	16-6758
MW20E733	14-1073
MW20E825	16-6758
MW20E837	14-1074
MW20E938	14-1074
MW20E997	16-6758
MW22E88	26S58
N7694	16-6764
N7981	16-6758
N8001	24S85
N8552	14-1040
N8709	14-1073
N8887	24S53
N9657	16-6758
N9664	24S50A
P457	24S82
PM4	16-6758
PM6	14-1074
PMTR12	24S61
PM200	24S31
PM250	24S51
PM705	24S51
PM705B	24S31
PM900	24S51
R1080	24S52
R1098	14-1045
R1101	19-4201
R1102	14-1040
R1197	14-1046
R1234	16-6758
R1336	26S58
R1480	24S53
R1777	14-1073
R1841	26S58
RA41	14-1053
RA42	16-6758
RA43	16-6758
TT786	26S50
TO-4502	24S51
TO-4503P	24S31
TV86/A	22R29
TV100/A/B/C	22R61
TV100EW	22R61
TV555D	22R79
TV600-6	22R63
T600-12	22R52
V10945-2	16-6758
V14369-1	14-1073
V14645-1	24S53
1.412-2	16-6668
1.413-2	16-6669
1.466	14-1073
3X109	24S52
5E1	26S49
9A1775	16-6678
9A1776	16-6678
9A1881	19-1005
9A1911	14-1073
9A1970	17-3498
9A2022	14-1073
9A2024	17-3487
9A2025	14-1072
9A2029	16-6758
9A2042	16-6758
9A2043	16-3487
9A2060	16-3487
9A2061	16-3487
9A2062	16-6758
9A2063	16-6758
9A2064	17-3487
9A2065	14-1073
9A2108	16-6758
9A2112	16-6758
9A2113	14-1060
9A2161	17-3487
9A2260	17-3488
9A2263	14-1077
9A2276	16-3487
9A2302	14-1060
9A2307	16-6770
9A2308	16-6758
9A2309	16-3487
9A2310	16-3487
9A2343	16-6758
9A2344	16-6770
9A2379	14-1060
9A2392	16-6758
9A2393	16-6758
9A2412	14-7002
9A2437	14-7002
9A2440	16-3487
9A2442	17-3494
9A2443	16-6758
9A2448	19-1000
9A2450	17-3494
9A2469	16-6758
9A2470	16-6758
9A2472	14-1074
9A2474	14-7002
9X101	14-1074
9X102	14-1060
9X104	14-1076
9X105	16-6758
9X106	16-6758
9X120	14-1074
9.207A	24S82
12C17595/-1	24S53
12C19009-1	24S53
13B17731	16-6758
13B22068	16-6758
13D17583	14-1073
13D19064	14-1073
13W103-2	26R31
16M19921	19-4215
20E64	14-1028
20E261	16-5740
20E261-2	16-5740
20E549/-2	16-5740
22E8	24S48
22E49-2/-3	24S53
22E87	24S83
31X100	24S53
31X103	24S53
32-8384-2	24S53
32-8850-1	24R12U
35A5	19-1002
35A6	19-1001
51B1063	14-1060
51X116	24S64
51X134	24S64
51X134-2	24S48
51X142	24S06
51X144	24S64
51X152	24S51
51X155	24S51
51X162A	26S49
51X163	24S19
51X171A	24S16
51X175/A	24S87
51X194	22S72
51X200/A	24S14
51X201	22S58
51X202/A	24S42
51X211	24S50
52X93B	20C59
53X286	22R04
53X290	24R17
53X291	24R11
53X322	24R04
53X353	24R09
53X365/A	22R06
53X377	24R20U
53X385	22R06
55B111	24S64
201-22104	14-1074
201-22128	19-3660
230V004H02	14-1073
230V026M01	14-9014
230V056H02	19-1000
235V014H01	16-9016
235V014H02	16-9017
235V014M01	16-9016
235V014M02	16-9017
235V023H01	16-6780
235V037H02	16-3490
235V038M02	16-6780
235V039H01	16-3490
235V040H01	16-6780
235V043H01	16-6780
255-300010	TR-10
310V012H02	14-9005
310V012M02	14-9005
311-14	14-1055
318V-2	22R61
322-4	16-6666
322-5	16-6667
430V034M01	TR-19
430V043H01	24S53

CONTINUED NEXT PAGE

TRANSFORMER and COIL REPLACEMENTS FOR RADIO

Including Console, Table, Transistor, Portable Model Radios, Record Players and Auto Radios

AIRLINE (CONTINUED)

MFR'S. PART	REPLACEMENT
1101	24R17
1104	24R13U
1107	22R32
1110	24R13U
1203	26S46
1208	26S59
1209	24S53
1211	22S58
1212	24S14
1216	24S53
1217	22S62
1303	19-1000
1401A	14-1060
1401B	14-1074
1402	16-6678
1403	14-1073
1405	16-6758
1406/A	16-6770
1408	14-1077
1409	16-3487
1410	17-3491
1512G	14-7002
1655-6	16-6758
1655-16	16-6758
13496	24R13
13649	24S53
13706	24S48
14163/A	24S48
14164/A	24S48
14167/B	22S62
14483	24S04
14522	24S53
14523/A	24S04
14841	14-7002
14844	16-6780
14845	16-6780
14977	16-6758

ALLSTATE (AUTO RADIO)

MFR'S. PART	REPLACEMENT
A10-508	16-6758
A10-509	16-6758
A10-512	14-1060
A10-521	16-6758
A10-529	16-6758
A10-537	16-6754
A10-540	16-6752
A10-667	14-1077
B80-242	24S31
B80-271	22R61
B80-296	22R79
B80-304	24S51
B80-314	22R61
B80-315	24S32
C80-258/E	22R61
C80-296	22R79
S84-383	26S49
T10-42-2	16-6758
T10-43-2	16-6758
T10-43-4	16-6758
T10-45-2	16-6758
T10-46-2	16-6758
T10-47-2	16-6752
T10-48-2	16-6754
T10-508	16-6758
T10-509	16-6758
T10-521	16-6758
T10-529	16-6758
T10-537	16-6754
T10-540	16-6752
T80-21-0	22R55
T80-22-0	22R82
T80-57-1	24S49
T80-251	26S49
T80-258/E	22R61
T80-271	22R61
T80-296	22R79
T80-304	24S51
T80-314	22R61
T80-327	22R82
10-521	16-6758
10-529	16-6758
14-1655-6	16-6758
14-1655-6X	16-6758
76-100	22R29
76-555	22R79
80-7-6	TR-157
80-242	24S31
80-243/E	22R61
80-251/E	26S49
80-271	22R61
80-272	24S51
7591-1	24S61
23TR12	24S07

AMERICAN MOTORS (SEE MOTOROLA)

ANDREA

MFR'S. PART	REPLACEMENT
SA385	19-3036
SA386	16-6758
SA387	16-6758
SA402	14-7002
SA403	14-1076
SA404	14-1074
SA405	16-6758
SA406	16-6758
SA408	16-3487
SA409	16-3487
SA411	17-3498
SA415	19-1003
SA416	19-1002
ST3071	24S52
ST3072	22R01
ST3073	24R17
ST3073-1	24R17
ST3074	24R20
ST3075	22S87
ST3076/-1	24S61
ST3076-2	24S07
ST3077	22S95
ST3078	26C44
ST3078-1	26C93
ST3079	22R01
ST3080	24R17
ST3081	24R20
ST3089-1	22S95
ST3091	26R91
ST3112	26S49
ST3114	26R91

MODEL CRP-24W

1st AMIF	16-6758
2nd AMIF	16-6758
1st FMIF	16-3487
2nd FMIF	16-3487
Ratio Det.	17-3498
Fil. Choke	19-1001

ARVIN

MFR'S. PART	REPLACEMENT
AC18256-1	14-1060
AC18257-1	16-6659
AC18258-1	24S53
AC22255-1	14-1074
AC22587-1	14-1073
AC22865-1	14-1073
AC22912-1	14-1071
AC22995	24S51
AC22995-1	24S51
AC23139	14-1074
AC23140	24S30
AC23161	16-6658
AC23161-1	16-6658
AC23162	16-6660
AC23162-1	16-6667
AC23163	14-1072
AC23163-1	14-1072
AC23164	24S85
AC23164-1	22S46
AC23464-1	24S53
AC23669-1	24S51
AC23751-1	14-1074
AC23931-1	24S50
AC24210-1	14-1073
AC24482-1	14-1073
AC24542	24S53
AC25383-1	14-1074
AC25706-1	14-1072
AC25728-1	16-6666
AC25729-1	16-6667
AC25868-1	24S89
AC25871-1	14-1074
AC40886-1	14-1073
AC40944-1	24S36
AD22592-1	17-3487
C21797-1S	16-6668
C21797-2	16-6669
C21797-5	16-6668
C21797-6	16-6758
C21797-8	16-6758
C21797-16	16-6758
C21797-19	16-6758
C21797-81	16-6770
C22352	16-6758
C22590	16-3487
C22863	16-6661
C22863-1	16-6661
C22864	14-1071
C22865	14-1073
C22865-1	14-1073
C22878	24S53
C23751	14-1074
C24771	16-6758
C24776-2	26S49
C40845-1	16-6758
C40845-2	16-6770
C43042	16-6780
D22959	24R21U
D24440	24R21U
N22352-1	16-6758
N22587-1	14-1073
N22590	16-3487
N22592-1	17-3487
N22959	24R21U
N23669	24S51
21797-2	16-6758
21797-3	16-6758
21797-6	16-6758
21797-16	16-6758
23464-1	24S53
24308-1	19-1003
25192-1	14-1073
40746-1	24S53
40845-1	16-6758
40845-2	16-6770
41168-1	16-6764
41168-3	16-6764
41212-1	14-1073
41213-1	24S53
41255-1	14-1073
41256-1	24S53
41706-1	24S53
41707-1	14-1073
41980-1	14-1073
42026-1	24S36
42026-2	24S49
42026-4	24S49
42026-5	24S49
42028-1	24S53
42071-1	14-1074
42600-7	24S89
42700-1	24S53
42700-9	24S53
42700-11	24S53
42700-13	24S53
42700-15	24S53
42700-16	24S53
42700-17	24S53
42700-18	24S53
42700-20	24S53
42700-21	24S53
42761-1	19-1000
43150-1	14-1074
43393-1	24S85
43393-6	26S87
43412-1	16-6758
43644-1	14-1073
43644-3	14-1073
43644-4	14-1074
43644-5	14-1073
43644-6	14-1073
43669-1	16-6780
43669-2	16-6780
43864	TR-29
43865	TR-7
44232-1	16-6787
44282-1	16-6786
44282-2	16-6786
44383-3	14-9014
44391	TR-2
44511-1	14-9005
44511-2	14-9005
44511-6	14-9005
44644-2	14-1074
44671	TR-22
44672	TR-2
44831-1	16-6780
44837-2	16-6780
44855-1	16-9016
44855-2	16-9017
44855-3	16-9017
44858	TR-20
45240	17-3492
45430-1	16-6780
45604-2	TR-1
45838/-1	TR-22
45838-2	TR-22
45900-2	16-9002
45900-3	16-9003
46131-1	24S61
46200-5	24S53
46200-6	24S53
46200-7	24S89
46200-8	22S86
46200-9	22S87
46468-1	24S61
46568-3	14-7002
46568-4	14-9017
46568-8	14-7002
46700-1	24S53
46700-2	24S53
46700-3	24S53
46700-21	24S53
46861-1	14-7002
46861-3	14-9013
46971-3	16-3490
48921-2	22S88
48989-2	26R31U

AUTOMATIC (INCLUDING AUTO RADIOS)

MFR'S. PART	REPLACEMENT
14-205	TR-157
14-265/A/S/X	16-6752
14-267/A/S/X	16-6754
14-268X	16-6752
14-269X	16-6754
14-272	16-6752
14-455	16-6758
14-1607-4A	16-3487
14-1655	16-6752
14-1655-6	16-6758
14-1655-16	16-6758
14-2607-1	17-3494
73B972	TR-167
73-TR12	24S07
75A460	TR-161
75A601	TR-155
75A602/A/B	TR-187
75A603/C	TR-167
75A805	TR-179
75A966	TR-168
75A1025	22S46
75A1106/A	TR-164
75-1109	TR-176
75A1203	24S51
75A1264	TR-180
75A1269	TR-155
75A1270A	TR-168
75A1303	TR-187
75A1306	TR-168
75A1436	TR-187
75A1437	TR-168
75A1539	TR-161
75A1810	TR-181
75A1859	TR-185
75A1860	TR-161
75A1861	TR-161
75-4502/B	24S51
75A6001	TR-159
76-100	22R29
76-600-6/B	22R63
76A1204-6	22R63
318V-2	22R61
1455-16	16-6658
1455-16	16-6660
1655-6	16-6758
1655-16/PC	16-6758
6455A6	16-6758
14977	16-6758
AR262	16-6752
FM253	17-3494
FM254	16-3487
PM200X	24S31
PM250	24S51
PM252	24S51
PM255-2	24S51
PM705	24S51
PM705B	24S31
PM720	24S31
PM900	24S51
PM-TR12	24S61
TO-86	24S51
TO4502	24S51
TO4502P	24S31
TV-86/A	22R29
TV-100/A/B/D	22R61
TV-100EW	22R61
TV-555D	22R79
TV-600-6	22R63
TV-600-12	22R52

BELL SOUND

MFR'S. PART	REPLACEMENT
B10640	26S49
B20055	20C64
B20058	26C86
B20059	26R23
B20073	24S50
B20075	20A96
B20076	24R00U
B20087	20C53
B20158	24R07
B20166	24R05U
B20176	24S51
B20192	26S46
B20205A	25S40
B20208A	26C87
B20229	24S02
B20231	24S44
B20236	24R07U
B20242	26S36
B20243	24R04U
B20295	24S43
B20297	24R04
B20302	20C46
B20205	24R05
B20344	26S46
B20368	24R04
B20369	24R04
B20373	22R33
B20374	22S68
GT24605	16-3487
GT24606	16-3487
GT24608	17-3484
GT34609	16-6758
GT34610	16-6758
31A1	14-1055
31A18	19-1003
31A21	19-1003
31A22	19-1002
31A23	19-2002
31A24	19-2006
31A26	14-1055
31A36	19-1001
31A43	19-1000
31A44	19-2004
31A50	14-1073
31A53	19-1001
31A55	19-1000
31A59	19-1002
31A60	19-1000
32A39	14-1074
32B17	24R12
32B20	22S74
32B74	24S06
32B110	24S19
32B140	24S19
32C24	16-3487
32C25	16-6758
32C44	16-3487
32C60	17-3494
32C66	17-3498
32C67	16-6758
32C79	16-6758
32C81	16-3487
32C86	17-3498
32C87	14-1410
32C88	14-1411
32C99	16-6758
32C100	16-3487
32C117	17-3494
56-361	16-3487
56-362	16-3487
56-363	17-3494
56-364	16-6758
56-365	16-6758
56-466	16-3487

MODEL 2210

2nd AMIF	16-6758
2nd FMIF	16-3487
3rd FMIF	16-3487
Disc.	17-3484
AM.OSC.	14-1040
AM.ANT.	14-7413
RF CHOKE	19-1003

BENDIX (INCLUDING AUTO RADIOS)

MFR'S. PART	REPLACEMENT
C217018	24S60
C217019	24S60
C217020	22R73
C217121-1	22R73
C217453-1	22R27
C217465	24S60
C282975-1	22R69
C282975-2	22R52
C282975-3	22R52
C291701	16-6752
C291706-2	16-6754
C291706-3	16-6754

CONTINUED NEXT PAGE

TRANSFORMER and COIL REPLACEMENTS FOR RADIO

Including Console, Table, Transistor, Portable Model Radios, Record Players and Auto Radios

BENDIX (CONTINUED)

MFR'S. PART	REPLACEMENT
C291706-4	16-6754
C291706-6	16-6754
C291714-1	16-6752
C291714-2	16-6752
C291714-3	16-6752
C291714-5	16-6752
C291787-1	22R69
C291788-1	24S51
C291798-2	24S60
C291798-3	24S60
C291798-5	24S60
L222811-1	16-6679
L222812-1	16-6652
L291702	16-6754
L291702-1	16-6754
L291714-5	16-6752
L291791-1	16-6756
L291806-1	16-6752
L291806-2	16-6752
L291806-3	16-6752
L291807-1	16-6754
L291807-1B	16-6754
L291807-2	16-6754
L291817-1	26S48
L291818-1	22R52
L291820-1	16-6757
L291824-1	24S52
291791-2	16-6756
291806-3	16-6752
291820-2	16-6757
2090039-1	24S60
2090237-1	16-6720
2090237-2	16-6721
2090237-3	16-6722
2090237-4	16-6723
2090239-1	16-6724
2090239-2	16-6725
2090239-3	16-6726
2090351-1	16-3487
2090354-1	17-3494
2090513-1	16-6756
2090907-1	16-6727
2090907-2	16-6728
2090907-3	16-6730
2090907-4	16-6756
2090907-5	16-6730
2090907-6	16-6756
2090907-7	16-6731
2090907-9	16-6756
2090908-2	16-6732
2090908-3	16-6732
2090908-4	16-6734
2090908-5	16-6735
2090908-9	16-6734
2090908-12	16-6735

BUICK (AUTO RADIO)

MFR'S. PART	REPLACEMENT
6060	22R75
6063	24S06
6064	22R89
6066	22R89
1218725	16-6752
1218726	16-6754
1219500	16-6754
1219508	16-6752
1219509	16-6754
1220204	16-6754
1220990	16-6756
1220992	16-6757
1221253	16-6703
1221255	16-6703
1221257	16-6756
1221428	TR-160
1221499	TR-163
1221522	TR-160
1221590	TR-182
1221623	TR-154
7238546	16-5704
7240467	16-6754
7240519	22R77
7256939	22R77
7258945	24S56
7259336	24S11
7260855	24S06
7260856	24S06
7261410	22R75
7263118	22R89
7264252	22R89
7266997	24S61
7269116	24S61
7269118	22R52
7272822	TR-186
7273626	TR-160
7273764	TR-175
7273765	TR-174
7273850	TR-154
7274342	TR-154
7277230	TR-188

CADILLAC (AUTO RADIO)

MFR'S. PART	REPLACEMENT
6063	24S06
6064	22R89
6066	22R89
6067	22R52
1219508	16-6752
1219509	16-6754
1219602	16-6754
1220204	16-6754
1220990	16-6756
1220992	16-6757
1221253	16-6703
1221255	16-6703
1221257	16-6756
1221425	TR-115
1221590	TR-182
7242079	16-6652
7242533	16-6754
7255881	22R78
7256907	24S56
7256932	16-6754
7257832	16-6652
7258390	24S56
7259336	24S06
7259375	22R71
7263100	22R89
7263118	22R89
7264252	22R89
7266997	26S59
7269118	22R52
7271233	22R79
7271585	TR-186
7273024	TR-154
7273026	TR-162
7273626	TR-160
7273850	TR-154
7274342	TR-154
7274608	TR-162
7277396	TR-160

CAPEHART

MFR'S. PART	REPLACEMENT
TRT-22	TR-38
94235	24S14
450336A-1	16-6758
451696A-1	16-6758
452019A-1	16-6758
452021A-1	14-1040
452027A-1	16-3487
452028A-1	17-3498
452177A-1	16-6758
452178A-1	16-3487
452179A-1	16-3487
452242A-1	14-1040
452242B-1	14-1040
452242C-1	14-1040
452243A-1	16-6758
452243A-2	16-6758
452612A-1	24S81
452614A-1	14-9005
452864A-1	19-1003
453294B-1	24S53
453489B-1	24S49
453489B-2	24S49
453495A-1	14-1074
453712A-1	17-3498
453721A-1	17-3498
650307B-1	24S51
650620C-1	14-1027
650727B-1	14-1076
650729A-1	14-1074
650731B-1	14-7003
650736C-1	14-1073
650741A-1	16-6770
650841C-1	14-1040
650871A-1	22S87
651169A-1	21F03
651171A-1	26S46
651181A-1	24S50
750178A-1	24R12
750273A-1	16-6758
750503A-1	22S66
750503A-2	22S93
750503B-1	22S97
750503B-2	22S68
750559A-1	22R37
750623A-1	22R38

CHALLENGER (SEE DAVID BOGEN)

CHEVROLET (AUTO RADIO)

MFR'S. PART	REPLACEMENT
6055	22R69
6060	22R75
6062	24S61
6063	24S61
6067	22R52
1216010	24S52
1216011	22R69
1216014	16-6652
1216015	16-6679
1218660	16-6752
1218661	16-6754
1218662	24S52
1218663	22R69
1218725	16-6752
1218726	16-6754
1219508	16-6752
1219702	16-6752
1219703	16-6754
1219711	22R26
1220163	22R71
1220204	16-6754
1220867	22R83
1220888	16-6756
1220889	16-6757
1220990	16-6756
1220992	16-6757
1221015	16-6756
1221253	16-6703
1221255	16-6703
1221257	16-6756
1221290	TR-160
1221425	TR-115
1221428	TR-162
1221431	TR-166
1221535	TR-161
1221590	TR-182
7242079	16-6652
7242258	26S49
7242417	16-6679
7255881	22R71
7256009	26S49
7258747	22R29
7260060	26S49
7260100	22R75
7260712	24S61
7262511	22R69
7262956	22R27
7264125	24S61
7268193	TR-59
7269231	22S59
7269870	TR-163
7269877	TR-179
7269881	TR-153
7270627	TR-162
7271321	TR-154
7271448	TR-162
7273199	TR-161
7273406	TR-180
7274342	TR-154
7274354	TR-186
7274409	TR-179
7275145	TR-182
7278020	TR-160

COLUMBIA

MFR'S. PART	REPLACEMENT
CS525	24S53
CS532	24S50
CS549	26S46
C-TR-201	24S06
LC-10	14-1073
LF-52	16-3487
LF-53	17-3492
LF-54	16-6758
LF-58	16-3487
LF-59	16-6758
TR-109	24S53
TR-112	24S05
TR-113	26S47
TR-117	22S56
TR-122	24S53
TR-125	24S57
TR-126	24R22U
TR-129	24S17
TR-130	24R21U
TR-131	24R09U
TR-145	24S63
TR-165	22S86
515-25	16-3487
515-27	17-3494
515-31	16-6758
515-35	26C82
523-7	22S39
2B106	24R21U
2B107	24R08U
2B108	24R22U
2B119	24R31U
2E114	22R05
2F116	26R72
2G120	23V17
2G121	26R38
2G126	26R31U
3A210	24S61
3A212	24S09
3A213	24S48
3A216	TR-29
3A218	26S59
3B205	24S53
3B221	24S04
3B222	24S57
3B226	24S63
3B236	22S86
3B238	24S53
3B241	26S58
3B242	24S53
3B263	24S04
3B266	24S50
3B267	24S55
3F247	22S58
3F248	24S51A
3F249	24S07
3G252	24S53
3G254	24S50
3G259	26S58
3G262	26S49
3G264	24S53
3G271	26S48
20A306	16-9003
20A307	16-9004
20A309	14-9014
20B310	14-1077
20B311	16-6758
20B406	14-7002
20B408	14-1073
20B411	16-6758
20B412	17-3498
20B413	16-3487
20B414	14-7002
20B415	14-1073
20B417	16-3487
20B418	16-3487
20B419	16-3487
20B420	17-3494
20C303	17-3491
20C304	16-6780
20C313	16-3490
20C314	16-3490
20C315	16-3490
20C316	17-3491
20C317	16-6780
20C318	16-6780
20E326	16-3487
20E327	17-3494
20E328	16-6758
20E340	17-3494
20E341	14-7002
20F329	16-3487
20F330	16-6758
20F331	17-3494
20F343	16-3487
20F345	14-1072
20F346	14-1040
20F347	16-6758
20F348	16-3490
20F349	16-6781
20F350	17-3492
20F359	16-6758
20G360	16-3487
20G361	14-1040
20L393	14-1074
20L400	14-7002
20L401	19-1001
20L403	19-1001
20L405	19-1001
21F211	26C41

CONTINENTAL (SEE LINCOLN)

CORONADO

MFR'S. PART	REPLACEMENT
AT-51	24S53
B12A-18856	24R09U
B12C-18143	26S48
B13A-16662	16-6758
B13A-18567	16-3487
B13A-18568	16-3487
B13D-16611	14-1073
B13M-16001	17-3487
E624	16-6758
E1113	24S53
E1127B	26S58
E1137	24S89
E6127	14-1073
E6142A	14-1073
E6147	14-1073
E6256	16-6758
E6256-1	16-6758
E6256-2	16-6758
E81645-T	24S53
EO9987	16-6758
IT502A	TR-40
L-3595	26S49
LC-6	14-1073
LF-24	16-6678
LIF-13	16-6758
LIFT-86	16-6764
LIFT-102	16-6758
LO-9	14-1073
LO-64	14-1073
LOT-67	14-1055
LOT-67-1	14-1073
LOT-102	14-1074
LRT-69	14-1027
R-1480	26S58
R-1630	14-7002
T-64LA	14-1071
T-64LO	14-1073
T-65-O	14-1055
T-73	24S53
T-111-31-A	16-6758
T-112-10	16-6764
T-114-7	16-6758
T-114-8	16-6764
T-135	24S53
TO-6033	24S48
01631	14-1073
9A1997	14-1055
9A2022	14-1055
9A2030	16-3487
9A2036	16-3487
9A2037	16-3487
9A2038	16-6758
9A2042	16-6766
9A2043	16-3487
9A2060	16-3487
9A2061	16-3487
9A2062	16-6758
9A2063	16-6758
9A2064	17-3488
9A2065	14-1073
9A2112	16-6758
9A2113	14-1074
9A2161	17-3488
9A2260	17-3487
9A2309	16-3487
9A2392	16-6758
9A2393	16-6758
9A2437	14-7002
9A2440	16-3487
9A2442	17-3494
9A2443	16-6758
9A2448	19-1001
10-508	16-6758
10-553	14-1074
12C17595	24S53
12C19302	24S53
13B-17397	16-6758
13B-17399	16-6758
13D-17583	14-1073
51X134	24S06
51X134E	26S49
51X142	24S06
51X171A	24S42

CONTINUED NEXT PAGE

TRANSFORMER and COIL REPLACEMENTS FOR RADIO

Including Console, Table, Transistor, Portable Model Radios, Record Players and Auto Radios

CORONADO (CONTINUED)

MFR'S. PART	REPLACEMENT
51X200/A	24S14
51X201	22S58
51X202/A	24S42
53X286	24R05
53X291	24R11
53X291G	22R38
53X353	24R09
53X365/A	22R06
53X377	24R20U
53X388	22R04
67P079B	24S53
67P102-1	22S45
80-228	24S52
80-276	24S38
130-102	16-6758
130-106	16-6764
130-107	16-6758
130-114	16-6758
130-130	16-9001
132-140A	14-7002
136-117	14-1060
136-125A	14-1060
136-133	14-9014
136-141A	14-1073
136-146/B	14-9016
138-116	24S50A
138-118B	24S53
138-227	TR-115
21797-16	16-6758
23464-1	24S53
24210	14-1073
40845-1	16-6758
41212-1	14-1073
41213-1	24S53
505867	16-6758
506094	14-1074
508146	24S53
508692	14-1072
509739	24S53
509433	16-6758
521117	24S89
521224	14-1060
521266	24S30
521318	16-6758
521319	16-6758
521396	14-1072
521550	14-1060

CORVAIR (SEE CHEVROLET)

CORVETTE (SEE CHEVROLET)

CROSLEY

MFR'S. PART	REPLACEMENT
AC139919-3	16-6758
AC143837	19-1005
AC152448	14-1055
AD150150	14-1053
AW145372	14-1053
AW146323	14-1073
AW148259	14-1074
B137723A	24S50
B147171	22S45
B148328	24S49
B150028	26S47
B150029	24R13
B170940-1-3	24S50A
C139919-4	16-6758
C139919-5	16-6758
C145025-7	16-6758
C145025-8	16-6758
C145193-1	17-3498
C148449	16-6668
D145025-1	16-3487
D145025-3	16-3487
D145025-5	16-6770
138131-1	24S50
139919-3	16-6758
153405	14-1074
155007-1	16-6758
155015	24S53
155329	14-1074
170022-5	14-1073
170418-1	16-6801
170418-2	16-6800
170933-1-3	24S53

DAVID BOGEN

MFR'S. PART	REPLACEMENT
H294	16-3487
H295	17-3494
H297	16-6758
H355	16-3487
H356	16-6758
H371	16-3487
H386	16-6758
H387	16-3498
H454	14-1412
H469	14-1410
H615	16-3487
H665	17-3494
T106B	20D23
T139-4	20A04
T238B	24S77
T260-1	22S71
T261	22S68
T262	24S92
T265-2	22S58
T265-3	24S55
T271	22S70
T282	24S06
T292	24S44
T292-1/A	24S96
T292-3	26S59
T362-1	24R04
T362-3	24R04
T365-1A	24R06
T367-1	24R06
T375A	22R38
T375-1A/B	22R38
T380	24R12
T393	26R60
T401C	20C54
T404C/G	20C93
T501/B	20C82
T502	26C41
T509	20C56
T510/-1	26C89
T512BU	20C64
T2106-1	22S93
T2121	24S26
T2123	24S54
T2145B	24S42
T3102B	24R05U
T3116	26R63
T3138	26R63
T3139	26R63
T3142	24R04
T3152	22R06
T3174	22R02
U201	19-1576
U303	14-1060
U306	14-1071
U420	19-1001
U432	19-1000
U439	19-1001
U451	19-1000
U457	19-1000
U458	16-3487
U469	14-1411
U501	19-3001
U504	19-1002
U507	19-1003
U511	19-1001
U512	19-1002
U694	14-7002
83-202	22S97
83-230-010	22S93
83-231-000	26S59
83-275-000	24S61
83-288	24S61
83-298-000	24S17
83-319-000	22S95
83-505-010	24R12
83-505-200	26R31
83-507-000	24R11
83-568	24R04
83-571-000	26R31
83-572-000	24R05
83-610-000	24R06
83-610-100	24R06
83-642-000	26R63
95-5005-02	19-1001
95-5008-01	14-7002
95-5009-01	14-1412
95-5010-01	16-3487
95-5011-01	16-3487
95-5012-01	17-3498
95-5013-01	16-6758
95-5015-01	19-1001
95-5016-01	19-1000
95-5018-01	19-1000
95-5019-01	19-1000
95-5020-01	17-3494
95-5021-01	16-3487
95-5022-01	14-7002

DESOTO (SEE MOPAR)

DEWALD

MFR'S. PART	REPLACEMENT
I-110	16-6758
I-131-1	16-9013
I-131-2	16-9012
I-131-3	16-9012
I-131-4	16-9013
I-139-1	16-9002
I-139-2	16-9002
I-139-3	16-9014
L-130C	14-9013
L-138A	14-9013
O-101	14-1074
O-102	14-1040
O-103	14-1044
O-133B-3	14-9014
O-133B-4	14-9014
O-137	14-9014
O-149	14-9010
O-159-1	14-9010
PT-157	26R38
T-135A-1	TR-13
T-136A-1	TR-32
T-153	24R13
T-154	24S55
T-165B	24S55
T173-5/-6	22S21
T-1360-2	TR-116
38J103	24S38
137	14-9014
138A	14-9013
1000-3	16-6658
1000-2B-3	16-6660
1011	14-1073
1027E-2	16-6758
1027E-4	16-6758
1028	14-1055
1028-2/-4	14-1055
1034	14-1060
1038B-2	17-3494
1038B-5	16-3487
1046-1	16-6678
1048	24S50
1091A	16-6758
1091B-1	16-6758
1091B-4	16-6758
1091B-6	16-6764
1091C-5	16-6758
1091C-7	16-6758
1091C-9	16-6764
1093A	14-1040
1104-3	19-1002
1104C-9	19-1002
1106B-2	17-3498
1106B-3	16-3487
1122	16-6658
1123	16-6660
1136	16-6658
1139	14-1074
1145	14-1040
1145A	14-1074
1154A-2	14-1073
1154D-4	14-1073
1154D-5/-6	14-1074
3823-24	24S53
38073-1	TR-115
38083-1	TR-115
960923	26S58

Model D517, D-E517A
Output 24S50

Model D616, E520
Output 24S50

Model E522, F404, H410
Output 24S53

Model H527
Output 24S35

Model H528
Output 24S53

Model H537
Output 24S50

Model J543, K412, K545
Output 26S58

Model K702B
Output TR-29
Driver TR-6

Model L-547, L-548
Output 24S53

Model L-803A
FMIF's 16-3487
AMIF's 16-6758
Disc. 17-3491

Model M-550
Output 26S58

Model 1117-3
Output 24S35
IF's 16-6758

DODGE (SEE MOPAR)

EDSEL (SEE FORD)

EMERSON

MFR'S. PART	REPLACEMENT
180257	24S53
180261	24S53
700132	14-9005
705034	19-1003
708082	17-3494
708341	17-3498
708347	17-3494
708358	17-3492
710034	19-1000
716011	14-1074
716017-1	14-1074
716018	14-1073
716026/-2	14-1073
716029	14-1074
716042	14-1074
716044	14-1073
716045	14-1074
716048A	14-1074
716054	14-1073
716055	14-1073
716056	14-1074
716058	14-1074
716061	14-1073
716063	24S50A
716064	14-1073
716071	14-1073
716072	14-1073
716075	14-1073
716076	14-1073
716077	14-1073
716079	14-1073
716085	14-1073
716091	14-1073
716094	14-1073
716095	14-1073
716096	14-1073
716105	14-9014
716108	14-1073
716119	14-1073
716122	14-1073
720021	16-6758
720028	16-6669
720033	16-6758
720035	16-6669
720055	16-6758
720062	16-6758
720064	16-6678
720065	16-6678
720066/A	16-6758
720067	16-3487
720075	16-6758
720076	16-6770
720111	16-6669
720121	16-6758
720123	16-6758
720125	16-6758
720126	16-3487
720152	16-6758
720174	16-6800
720187	16-6780
720189	16-6800
720203	16-6780
720248	16-9002
720249	16-9002
720259/-1	16-6780
720259-2/-3	16-6780
720259-4	16-6780
720294	16-6780
720295	16-6780
720307	16-3487
720326	16-3487
720327	16-3487
720351	16-3490
720525	16-6758
730012	24R17
730072	24R21
730155	14-9003
734011	24S81
734023	24S53
734036	26S48
734039	24S39
734039A	24S36
734049	24S85
734053	24S32
734054	24S53
734055	24S89
734056	24S49
734057	24S53
734061	24S53
734063B	24S40
734064	24S85
734065	24S53
734067	24S50
734068	24S53
734076	24S36
734077	24S53
734079	24S53
734082	24S53
734087	24S53
734089	24S53
734092	24S53
734093	24S17
734095	24S53
734096	24S53
734097	24S60
734098	24S53
734102	26S58
734105	24S81
734111	26S58
734128	TR-6
734129	TR-27
734133	26S58
734138	24S53
734145	22S88
734156	24S16
734158	TR-22
734164	24S05
734165	26S58
734169	TR-104
734179	TR-21
734181	24S64
734184	24S16
734192	24S53
734193	24S53
734198	TR-104
734211	24S64
737001	20C85
737008	20C85
960923	26S58
961579	14-9013
961581	14-9014
961582	16-9012
961583	16-9014
961584	TR-115
962191	14-1055
962197	16-6758
962198	16-3487
962200	26R38

FALCON (SEE FORD)

FIRESTONE (INCLUDING AUTO RADIOS)

MFR'S. PART	REPLACEMENT
A10-508	16-6758
A10-509	16-6758
B80-242	24S31
B80-243	22R61
C43042	16-6780
L-051	14-1074
L-204	14-1074
L-305	14-1074
LC-10	14-1073
LC-52	14-1073
LF-50	16-6758
LF-52	16-3487
LF-53	17-3498
LF-54	16-6758

CONTINUED NEXT PAGE

TRANSFORMER and COIL REPLACEMENTS FOR RADIO

Including Console, Table, Transistor, Portable Model Radios, Record Players and Auto Radios

FIRESTONE (CONTINUED)

MFR'S. PART	REPLACEMENT
LF-58	16-3487
LF-59	16-6758
LF-62	16-6800
N7139	14-1073
N7281	24S48
N7677	16-6661
N7694	16-6764
N7981	16-6758
N7982	14-1073
N8001	24S85
N8150	16-6661
N8326	16-6758
N8327	14-1074
N8329	24S94
N8709	14-1073
PM-TR12	24S61
PM-250	24S51
PM-251	22S46
PM-252	24S51
PM-611	24S51
PM-705	24S31
PM-720	24S31
PM-900	24S51
PT1002	24R09
R1080	24S52
R1097	14-1044
R1098	14-1045
R1101	14-4201
R1102	14-1040
R1234	16-6758
R1237	16-6758
R1480	24S53
R1777	14-1073
R1841	24S53
R7981	16-6758
TI-2104	TR-25
TO-1401	TR-16
TO-4502	24S51
TR-108	24S81
TR-114	26S58
TR-120	26S58
TV-86	22R29
TV-86A	22R29
TV-100	22R61
TV-100B	22R61
TV-100/A/C	22R61
TV-100AW	22R61
9A2060	16-3487
9A2061	16-3487
9A2062	16-6758
9A2063	16-6758
9A2064	17-3488
9A2065	14-1073
9A2112	16-6758
9A2113	14-1074
9A2117	14-1072
9A2440	16-3487
9A2442	17-3494
9A2443	16-6758
9A2448	19-1000
10-508	16-6758
10-553	14-1074
20E346	14-1073
20E378	16-6666
20E402	16-6666
20E463	16-6758
22E49	24S48
22E338	14-1074
35A6	19-1001
38J103	24S38
51X134	24S06
51X194	22S72
53X291	24R11
53X332	24R11
80-228	24S98
129-52	24S53
318V2	22R61
385PC	16-6801
392PC	16-6800
1091C-5	16-6758
1145	14-1074
1209	24S53
1402	16-6678
1405	16-6758
1406A	16-6758
1655-6	16-6758
1655-16	16-6758
14977	16-6758
25192-1	14-1073
38274	16-6666
38275	16-6770
38889	16-6666
38890	16-6770
40845-1	16-6758
41168-3	16-6764
41706-1	24S53
41707-1	14-1073
41980-1	14-1073
42028-1	24S53
42700-1	24S53
42700-13	24S53
42700-18	24S53
43393-1	24S50A
43412-1	16-6758
43669-1	16-6780
43864	TR-29
94078	22R27
94080	24S51
94111	24S60
94229	22S86
430080	24S81
430241	24S64
430330	24S53
430410	TR-115
430460	24S60
430579	TR-101
430580	TR-4
430595	24S50
450001	16-6758
450003	16-6758
450010	16-6764
450018	16-9014
450019	16-9014
450023	16-6758
450039	14-1074
455004	14-1073
455046	14-1073
455064	14-1073
455065	19-4201
455066	14-1077
455075	14-1073
459016	16-6800
474612	19-1007
Model 4-A-70	
Output	24S53
Model 4-A-88	
Output	24S53
Model 4-A-97, 4-A-98	
Output	24S50
Model 4-A-101, 4-A-102	
Output	24S53
Model 4-A-110, 4-A-115	
Output	24S51
Model 4-A-121, 4-A-122	
Output	24S53
Model 4-A-127, 4-A-128	
Output	24S50
Model 4-A-130	
Output	22S45
Model 4-A-131	
Output	22S46
Model 4-A-136, 4-A-137	
Output	24S53
IF	16-6758
Osc.	14-1073
Model 4-A-141, 4-A-142	
Output	24S53
Model 4-A-147, 4-A-148	
Output	24S14
Power	22R05U
Model 4-A-173	
Output	24S53
Model 4-C-16/-17	
Output	24S49
Model 4-C-21	
Output	24S82
Model 4-C-24/-26	
Output	24S35

FISHER

MFR'S. PART	REPLACEMENT
L507-113	20C49
L509-128	20C49
L509-134	14-1060
L509-135	19-7047
L509-137	14-7413
L509-139	15-1082
L509-140	19-1002
L509-147	19-1003
L509-156	19-1000
L520-156	19-1000
L520-178	19-1002
L550-122	14-1055
L670-151	14-1027
L721-136	14-7002
L721-139	14-1071
L734-136	19-1063
L734-137	19-1065
L3352	19-1002
L50066-2	19-1000
L50066-3	19-1000
L50066-4	19-1001
L50066-6	19-1002
L50066-8	19-1003
L50066-19	19-1034
L50210-21	14-1040
L50210-22	14-1074
L50210-24	14-7002
L50210-25	14-7002
T563-116	24R06
T563-117	22S78
T582-113	22S93
T720-116	24S58
T725-115	24R40U
T725-116	22S68
T729-116	22S78
T781-115	24R18
T781-116-1	22S68
T781-116-2	22S68
T782-116-1/-2	22S68
T799-116	22S68
ZZ509-130	16-3487
ZZ509-131	17-3494
ZZ550-145	17-3494
ZZ592-170	17-3498
ZZ629-142	16-3487
ZZ630-114	16-3487
ZZ662-117	16-3490
ZZ2984	16-6758
ZZ2985	16-6758
ZZ2987	16-3487
ZZ50210-2	16-3487
ZZ50210-22	14-1074
507-115	22S41
515-118	26R37

FORD (AUTO RADIO)

MFR'S. PART	REPLACEMENT
C217018	24S60
C217019	24S60
C217020	22R73
C217121-1	22R73
C217453-1	22R27
C217465	24S60
C291706-6	16-6754
C291714-5	16-6752
C291787-1	22R69
C291788-1	24S51
C/D71012-C	24S51
D71192-1	16-6679
D71193-1	16-6652
DB70265	16-6652
DB70266	16-6679
DC20267-C	22R67
DC70264-C	24S31
EC70264-C	24S31
EC71014	22R73
H121-0004	16-6652
H122-0004	16-6754
L222811-1	16-6754
L222812-1	16-6652
L291701	16-6752
L291702/-1	16-6754
L291706-2/-3	16-6754
L291706-4	16-6754
L291714-1/-2	16-6752
L291714-3/-5	16-6752
L291791-1	16-6756
L291807-1	16-6754
L291817-1	26S48
L291818-1	22R52
L291820-1	16-6757
L291824-1	24S52
L/C2917-4-5	16-6752
95-914	22R67
95-915	24S31
95-916	16-6652
95-942	16-6679
95-1023	22R27
95-1024	22R27
95-1026	24S31
95-1027	24S31
95-1071	22R75
95-1073	22R67
95-1077	16-6652
95-1078	16-6679
95-1079	24S61
95-1134	16-6652
95-1135	16-6679
95-1143	22R67
95-1144	22R67
95-1195	16-6652
121-0015	16-6752
121-0019	16-6752
121-0020	16-6752
122-0015	16-6754
122-0021	16-6754
122-0022	16-6754
141-0010	22R67
141-0025	22R63
143-0012	24S07
143-0024	24S60
2090037-1	TR-187
2090038-1	TR-162
2090108-1	16-6757
2090237-1	16-6720
2090237-2	16-6721
2090237-3	16-6722
2090239-1	16-6724
2090239-2	16-6725
2090259-1	TR-177
2090259-2	TR-184
2090260-1	TR-166
2090433-1	TR-182
2090849-1	TR-169
2090907-1	16-6727
2090907-2	16-6728
2090907-3	16-6730
2090907-5	16-6730
2090907-7	16-6731
2090908-2	16-6732
2090908-3	16-6733
2090908-4	16-6734
2090908-5	16-6735
2090908-9	16-6734
2090908-12	16-6735
291791-3	16-6756
24B532152	16-6752
24B533073	16-6754
24B536693	16-6752
24B580193	16-6752
24C536543	16-6757
24C561406	16-6754
24D563300	16-6703
24K512407	16-6752
24K512408	16-6754
24K532153	16-6754
24K532582/B	22S47
24K537218	16-6756
24K537792	16-6752
24K542374	16-6752
24K560418	16-6752
24K560419	16-6752
24K561390	16-6752
24K561403	16-6757
24K561404	16-6756
24K562151	16-6754
24K562152	16-6752
24K562153	16-6752
24K563300	16-6703
24K563462	16-6756
24K564671	16-6703
24K564673	16-6756
24K580194	16-6754
24K591267	16-6754
25B501909	24S51
25B502330	26S48
25B511641	24S31
25B511641/-A	24S31
25B530217/A	24S51
25B530761	26S49
25B532086-A	22S47
25B534883	26S48
25B534936	26S48
25B534936-B	26S48
25B591263	24S51
25C40107A01/-D	TR-155
25C511653	22R61
25C511653-B	22R61
25C521454	22R61
25C532402/A	22R69
25C532583	22R67
25C534414	22R52
25C535035	22R52
25C535035B	22R52
25C541999	TR-171
25C542312	TR-156
25C542375	TR-180
25C561326	TR-158
25C561405	TR-171
25C561438	TR-189
25C562122	TR-171
25C563403	TR-165
25C563595/-C	TR-185
25C591264	22R29
25K512083	22R63
25K539589	TR-157
25K539590	TR-159
25K542236	TR-168
25K542313	TR-173
25K542423	TR-157
25K560710	TR-156
25K561571	TR-155

GE

MFR'S. PART	REPLACEMENT
EA35X3	14-1055
EA36X2	19-1001
EA56X1	17-3494
EA61X1	16-3487
EA61X3	16-6758
EA61X4	16-6758
EA61X7	16-6780
EA83X2	14-7003
EA83X3	14-7003
ELC-001	14-1040
ELC-004	19-1001
ELC-008	14-7003
ETL-001	16-3487
ETL-002	16-6758
ETL-004	19-1001
ETO-185	22S68
ETO-186	22S68
RLB-030	14-1072
RLB-032	14-1076
RLC-066	14-1060
RLC-068	14-1074
RLC-090	14-1074
RLC-092	14-1074
RLC-101	14-1074
RLC-105	14-1074
RLC-106	14-1074
RLC-109	14-1074
RLC-110	14-1074
RLC-115	14-1060
RLC-116	14-1060
RLC-117	14-1074
RLC-118	14-1074
RLC-119	14-1074
RLC-120	14-1074
RLC-121	14-1074
RLC-122	14-1074
RLC-126	14-1074
RLC-129	14-1074
RLC-134	14-1074
RLC-136	14-1073
RLC-139	14-1074
RLC-147	14-9010
RLI-085	19-1002
RLI-087	19-1008
RLI-122	19-1002
RLI-124	19-1000
RLL-064	14-7003
RS-1040	14-9013
RS-1054	TR-16
RS-1103	TR-21
RS-1142	14-1074
RS-1143	16-6786
RS-1271	24S51A
RS-1289	16-3490
RS-1292	19-1001
RS-1311	16-3490
RS-1313	16-6780
RS-1314	17-3494
RS-1321	16-6780
RS-1322	14-7002
RS-1352	TR-66
RS-1415	16-6780
RS-1416	24S53
RS-1430	14-1074
RS-1432	14-1074
RS-1437	14-1074
RS-1461	14-7003
RS-1479	14-1074
RS-1502	16-3490
RS-1503	16-6780
RS-1504	16-6780
RS-1505	16-3490
RS-1507	24S58
RS-1553	TR-21
RS-1564	14-7003
RS-1588	14-9009
RS-1604	24S52
RS-1620	24S52
RS-1646	26S59
RS-1655	19-1000
RS-1678	26S59
RS-1793	26S48
RS-1796	14-1074
RS-1985	TR-12
RS-1986	TR-2
RS-2044	24S53
RS-2121	14-7002
RS-2124	24R09

CONTINUED NEXT PAGE

TRANSFORMER and COIL REPLACEMENTS FOR RADIO

Including Console, Table, Transistor, Portable Model Radios, Record Players and Auto Radios

GE (CONTINUED)

MFR'S. PART	REPLACEMENT
RS-2148	26S58
RS-2148	16-6786
RS-2222	TR-114
RS-2223	TR-2
RS-2255	24S50
RS-2309	24S11
RS-2310	24R21U
RS-2394	TR-113
RS-2401	14-9013
RS-2424	22S88
RS-2522	14-1055
RS-2524	16-3487
RS-2526	19-1003
RS-2527	19-1001
RS-2532	17-3494
RS-2533	16-6758
RS-2540	14-7002
RS-2548	24S53
RS-2600	TR-16
RS-2601	TR-4
RS-2632	14-7002
RS-2715	22R02
RS-2716	24S07
RS-2805	16-3490
RS-2807	16-6780
RS-2840	24S53
RS-2841	14-7002
RS-2930	24S48
RS-3111	22S45
RS-3112	22S45
RS-3219	16-3490
RS-3455	24S53
RS-3694	16-3490
RTD-006	17-3494
RTD-010	17-3494
RTL-051	16-6758
RTL-052	16-6758
RTL-054	16-6758
RTL-079	16-6758
RTL-080	16-3487
RTL-092	16-6658
RTL-093	16-6660
RTL-094	16-6658
RTL-095	16-6660
RTL-097	16-6758
RTL-098	16-6766
RTL-099	16-3487
RTL-111	16-6770
RTL-112	16-3487
RTL-113	16-3487
RTL-115	16-6666
RTL-116	16-6670
RTL-117	16-6758
RTL-128	16-6758
RTL-129	16-3487
RTL-130	16-3487
RTL-131	16-6758
RTL-134	16-6758
RTL-135	16-6758
RTL-136	16-6758
RTL-143	16-6767
RTL-152	16-6758
RTL-156	16-6758
RTL-163	16-6767
RTL-174	16-6780
RTL-182	16-6758
RTL-183	16-6786
RTL-193	16-6780
RTL-197	16-6787
RTL-210	TR-4
RTO-036	24S85
RTO-039	24S50
RTO-050	24S83
RTO-063	24S53
RTO-069	24S53
RTO-070	24S49
RTO-075	24S85
RTO-083	24S85
RTO-087	24S51
RTO-089	24S51
RTO-094	24S06
RTO-099	24S89
RTO-100	24S50A
RTO-108	24S83
RTO-111	24S85
RTO-112	24S63
RTO-113	24S51
RTO-118	24S98
RTO-128	24S53
RTO-133	24S83
RTO-137	24S53
RTO-138	24S50A
RTO-143	22S93
RTO-144	24S50A
RTO-153	24S81
RTO-171	26S81
RTO-172	24S49
RTO-176	26S58
RTO-177	26S58
RTO-182	TR-107
RTO-186	24S84
RTO-191	26S58
RTP-304	24R13
RTP-311	24R13
RTP-317	24R40

GMC (AUTO RADIO)

MFR'S. PART	REPLACEMENT
6062	24S61
6064	22R89
7255881	22R71
7256009	26S49
7256011	16-6652
7256012	16-6679
7258188	16-6752
7258198	16-6754
7262812	24S61
7264880	22R89
7274342	TR-154
1218725	16-6752
1218726	16-6754
1220163	22R71
1220990	16-6756
1220992	16-6757
1221255	16-6703
1221425	TR-115
1221431	TR-166
1221535	TR-161
1221590	TR-182

GRANCO

MFR'S. PART	REPLACEMENT
AL141	19-1002
BL574	14-1073
BL576	16-6758
BT545E	26R38
CL472	16-3487
CL473	16-3498
L141	19-1002
L472	16-3487
L473	17-3498
L477	19-1000
L526	19-1002
L576	16-6758
T545	26R38
T629	22S46
18-3	19-1002
18-12-1	14-1073
28-1	16-3487
28-2	16-3487
28-3	16-6758
28-4	16-3487
33-3	26S58
33-3-1	24S53
33-5A	26S59
545-7	26R38
Model 602U	
IF	16-3487
R.D.	17-3498
Model 611	
Output	24S53
Model 620V	
Output	26S58
Model 702U	
Ant.	14-7002
R.D.	17-3498
Model 720	
Output	26S58
Model T 161	
IF	16-3487
R.D.	17-3498

HARMAN KARDON

MFR'S. PART	REPLACEMENT
FC3273672/A	26C92
FT20174	26R38
FT25733	24R17
FT25734	22S65
FT371029	22S39
FT421061	22S39
FT621218	24S17
FT901645/A	22S66
FT1021777	22S66
FT1071730	22S78
FT1141956	24S88
FT1682333	26R31
FT1682336	22S97
FT1713475	24S58
FT2021497	26R31
FT2022498	26S46
FT2202785	22S68
FT2252629	26S46
FT2362704	24S55
FT3083445/-B	24S17
FT3484175	24S77
FT3584175	24S77
GC24602	19-1000
GC2503069	19-1000
GC2503070	19-1003
GC3584423	19-1003
GC3654594	19-3075
GLCOM2827	16-3490
GLCOM2828	16-3490
GLCOM2829	16-3490
GLCOM3011	14-1074
GL2353517	14-7002
GL2503068	14-1055
GL2783330	14-7002
GL3223629	14-7002
GL3424083	14-7002
GL3484026	14-1074
GL3484028	14-7002
GL3654577	17-3494
GR2503052	17-3494
GTCOM2752	16-6780
GTCOM2753	16-6780
GTCOM3346	16-6758
GTCOM4152	16-6758
GTCOM4153	16-6758
GT24605	16-3487
GT24606	16-3487
GT24608	17-3494
GT24609	16-6758
GT24610	16-6758
GT481423	17-3494
GT781491/A	16-3490
GT781492/A	17-3491
GT781493/A	16-6780
GT781570/A	16-3490
GT781993	16-3490
GT781994	16-3490
GT781995	16-3490
GT782122/A	16-6780
GT782123	16-6780
GT1292108A	16-3490
GT1292109/A	16-3490
GT1292110/A	16-3490
GT1292111	16-3490
GT1292112/A	17-3491
GT2092595	16-3490
GT2092596	16-3490
GT2092597	16-3490
GT2092598	17-3491
GT2493013	16-6758
GT2493014	16-6758
GT2503045	16-3487
GT2503050	16-6758
GT2503051	16-6758
GT2503052	17-3494
GT2783362	16-3487
GT2783363	16-3487
GT3414011	16-3487
GT3414012	16-3487
GT3414013	17-3494
GT3774580	16-3487
GT3774647	16-3487
GT3774648	16-3487
STCOM3279	14-1074

INTERNATIONAL

(SEE MOTOROLA)

LINCOLN (AUTO RADIO)

MFR'S. PART	REPLACEMENT
95-944	16-6652
95-945	16-6754
95-947	24S56
95-948	22R73
95-1071	22R75
95-1073	22R67
95-1077	16-6652
95-1078	16-6754
95-1079	24S56
95-1134	16-6652
95-1135	16-6754
95-1143	22R67
95-1144	22R67
95-1195	16-6752
121-0015	16-6752
121-0019	16-6752
121-0020	16-6752
122-0015	16-6754
122-0021	16-6754
122-0022	16-6754
141-0010	22R67
141-0025	22R63
143-0012	22S87
143-0024	24S60
282975-3	22R52
291806-3	16-6752
291807-6	16-6754
2090039-1	24S60
2090237-5	16-6721
2090266-2	TR-171
2090266-4	TR-164
2090351-1	16-3487
2090354-1	17-3494
2090493-1	16-6721
2090877-3	16-6721
2090907-4	16-6756
C-282975-1	22R69
C-282975-2	22R52
C-291798-2	24S60
L-291806-1	16-6752
L-291806-2	16-6752
L-291807-2	16-6754

MAGNAVOX

MFR'S. PART	REPLACEMENT
300071-1	26R50
300073-1/-G1	26R31U
300078-1/-2	24R04
300080-G1/-1	22R05
300081-1/-2	26R36
300085-1	26R92
300086-1	26R72
300088-1	24R12
300090-1	24R12U
300095-1	24R09
300154-1	26R90
300173-1	26R90
300178-1	22R05U
320041-2/-6	26C41
320076-1	26F63
320077-1	22S58
320082-2	26S49
320083-1	26S48
320084-1/-4	24S51
320085-1	24S42
320085-2	22S88
320093-1	24S53
320095-1	24S07
320098-1	24S53
320258-1/-2	21F40
320271-1	24S50A
320272-1	24S06
320287-1	24S64
320807-2	24S53
320817-1	TR-3
320819-1/-2	22S58
330037-1	24S61
330037-2/-G2	24S61
330037-3	26S46
330037-3/-5	26S46
330038/-1/-1A	22S58
330039-1	24S11
330041-1	26S46
330042-1	24S88
330043-1	24S44
360329-1	14-1071
360348-1/-2	14-1042
360373-1/-2	16-6758
360374-1	16-3487
360375-1	17-3494
360407-1/-2	14-1033
360522-9	19-1002
360553-1	19-1001
360575-1	19-1000
360611-1	16-6758
360625-1	16-6770
360626-1	16-3487
360627-1	17-3498
360702-1	14-1073
360703-1	16-6758
360746-4	14-7002
360747-1	16-3490
360748-1	17-3492
360752-1	14-1055
360753-1	14-1072
360781-1/-2	16-6781
360782-2/-3	14-7002
360887-1	14-1040
360888-1	16-6758
360889-1	16-3490
360890-1	16-6781
360891-1	17-3492
360895-1	14-7002
361215-1	16-6758
361216-1	16-6758
361217-1	14-1073
580078-1	24S53
800085-1	26R72
20E116	TR-20
22E115B	TR-4

MASCO

MFR'S. PART	REPLACEMENT
A-8-D	24R04
A-10	24R02
A-17	24R05
A-25	22R07
A-35	22R07
A-50	24R03
C-1	20C47
C-178	26C88
C-235	26C85
C-575	20C98
D-12-S	24S44
O-12-S	26S59
O-17A	24S43
O-17E	24S18
O-25	22S64
O-50	24S77
P-5	24R12
P-5A	24R12
P-6	26R31U
P-8	24R21
P-25	24R05U
P-236	22R33
PF-4	26R37
PF-9	26R32
S-225	14-1028
S-405	14-1026
T-2-B	24S04
T-5	24S63
T-5A	24S64
T-6	22S58
T-8	24S43
T-810	26S59
T-810R	26S19
X-101M	14-7001
13-0-2C	24S05
13-0-3C	24S05
32-0-2C	24S53
37A1	20A30
37A2	26S58
37A16	24S49
678	14-1077
1607-1	16-3487

CONTINUED NEXT PAGE

TRANSFORMER and COIL REPLACEMENTS FOR RADIO

Including Console, Table, Transistor, Portable Model Radios, Record Players and Auto Radios

MASCO (CONTINUED)

MFR'S. PART	REPLACEMENT
1607-5	16-3487
1655-1	16-6758
1655-6	16-6758
1655-7	16-6758
1655-12	16-6758
2607-1	17-3494
Model AMF, AMP	
Output	26S48
Oscillator	14-1073
IF's	16-6758
Model CAM-5, CAM-10	
Power	24R11
Model CM-10	
Output	22S93
Model CM-20, PR-1	
Output	22S97
Power	22R06
Choke	20C54
Model MB-8N	
Output	24S43
Power	22R06
Choke	20C53
Model MC-126/P	
Output	24S17
Power	24R21
Model MU-17	
Output	24S17
Power	24R05
Model RK5/L/M/ML/SL	
Output	26S48
Choke	20C47
Model ST-2 (ST-M, ST-R)	
Output	26S58
Input	20A30

MERCURY (AUTO RADIO)

MFR'S. PART	REPLACEMENT
32-4676-4	16-6756
32-4676-5	16-6756
32-4677-5	16-6756
32-4770-1	16-6756
32-4770-2	16-6756
32-4771-1	16-6703
32-8832-1	TR-58
32-8864-1	TR-170
32-8865-1	TR-185
32-8867-1	TR-173
55-75787-2	22R67
55-75931-2	22S87
95-916	16-6652
95-942	16-6679
95-1023	22R69
95-1024	22R69
95-1026	24S60
95-1071	22R75
95-1073	22R67
95-1077	16-6652
95-1078	16-6679
95-1079	24S56
95-1134	16-6652
95-1135	16-6679
95-1143	22R67
95-1144	22R67
95-1195	16-6652
121-0015	16-6752
121-0019	16-6752
121-0020	16-6752
122-0015	16-6754
122-0021	16-6754
122-0022	16-6754
141-0010	22R67
141-0025	22R63
143-0012	22S61
143-0024	24S60
282975-3	22R52
291791-2	16-6756
291798-5	24S60
291806-3	16-6752
291820-2	16-6757
2090039-1	24S60
2090237-4	16-6723
2090239-3	16-6726
2090513-1	16-6756
2090549-1	16-6732
2090576-4	TR-183
2090815-1	TR-180
2090849-1	TR-169
2090849-2	TR-169
2090907-3	16-6729
2090907-5	16-6730
2090908-4	16-6734
C282975-1	22R69
C282975-2	22R52
C291798-2	24S60
C291798-3	24S60
L291806-1	16-6752
L291807-1	16-6754
L291807-1B	16-6754

MOPAR (AUTO RADIO)

MFR'S. PART	REPLACEMENT
32-1374-5	19-4215
32-4160	16-6758
32-4160A	16-6758
32-4160-17A	16-6752
32-4160-18A	16-6752
32-4161	16-6770
32-4240/A	16-6770
32-4240-12A	16-6754
32-4422-24	19-1004
32-4480-24	19-3160
32-4480-35	19-4160
32-4480-38	19-1001
32-4676-1	16-6756
32-4676-2	16-6752
32-4676-6	16-6752
32-4676-7	16-6756
32-4773-1	16-6756
32-4773-2	16-6756
32-8313-1/-2	22R69
32-8314-3	22R73
32-8314-5	22R61
32-8314-6	22R61
32-8316	24S60
32-8316-3	24S60
32-8316-4	24S60
32-8316-7	24S60
32-8316-10	24S60
32-8592	22R52
32-8592-1	22R52
32-8737	TR-185
32-8786	TR-168
32-8787	TR-187
32-8787-1	TR-187
32-8793	TR-58
32-8833	TR-59
32-8834	TR-173
32-8835	TR-66
32-8875-1	TR-187
32-8879-2	TR-155
65-0347	22R29
65-0363	24S60
65-0365	16-6658
65-0366	16-6770
43692	24S61
43775	16-6652
43776	16-6679
43787	22R20
2090088-8	19-3060
2090237-4	16-6723
2090239-3	16-6726
2090433-4	TR-182
2090513-1	16-6756
2090520-2	TR-157
2090520-5	TR-157
2090520-6	TR-157
2090520-8	TR-157
2090549-1	16-6732
2090554-2	TR-173
2090554-3	TR-173
2090849-4	TR-169
2090849-9	TR-172
2090877-1	16-6732
2090877-2	16-6732
2090877-4	16-6732
2090877-5	16-6732
2090907-6	16-6756
2090907-9	16-6756
2090908-6	16-6756
24A532148	19-6033
24B485553	16-6758
24B533073	16-6754
24B536693	16-6752
24B543286	16-6752
24B580193	16-6752
24C485553	16-6758
24C561809	19-1040
24C580066	22R73
24D563300	16-6703
24K485554	16-6770
24K485555	16-6770
24K502819	16-6758
24K532153	16-6754
24K537792	16-6752
24K539616	19-3125
24K540633	16-6780
24K542374	16-6752
24K560418	16-6752
24K561390	16-6752
24K561842	16-6756
24K561843	16-6757
24K562151	16-6754
24K563457	16-6757
24K563462	16-6756
24K563464	16-6756
24K564120	16-6756
24K564869	16-6756
24K591267	16-6754
25B472558	24S60
25B501684/G	24S51
25B501722	24S47
25B502330	26S48
25B530924-O	24S60
25B532839	24S51
25B532839/-E	24S51
25B533038	22S47
25B533038A	22S47
25B540500	TR-181
25B70171	24S51
25C501644	22R69
25C501644-J	22R69
25C532631/A	22R63
25C532884/A	22R63
25C542105	TR-168
25C542312	TR-156
25C543443	TR-167
25C543445	TR-167
25C561411	TR-171
25C563319/C	TR-178
25C563444/B	TR-185
25C563445/-B	TR-156
25C563446/B	TR-158
25C563568-B	TR-188
25C563571/-C	TR-178
25C580066	22R73
25K512083	22R69
25K535795/-O	22R84
25K539616	19-3125
25K540136	TR-157
25K540449	TR-156
25K542313	TR-173
25K542376	TR-180
25K542487	TR-152
25K543341	TR-188
25K560752	TR-156
25K561409	TR-156
25K561570	TR-157
25K561573	TR-187
25K563567/D	TR-156
25K563568	TR-188
25K580539	22R67

MOTOROLA (INCLUDING AUTO RADIOS)

MFR'S. PART	REPLACEMENT
24A478129	14-1073
24A521816	19-4215
24A532148	19-6033
24A538914	19-4217
24A600926	14-1073
24A610695	14-1074
24A620875	14-1073
24A621367	14-1028
24A621678	14-1073
24A630049	14-1073
24A630665	19-1994
24A630890	14-1041
24A690652	14-1073
24B60503A01	14-7002
24B482863	16-6678
24B482865	16-6678
24B485553	16-6758
24B485554	16-6770
24B485555	16-6770
24B485670	16-6758
24B532152	16-6752
24B533073	16-6754
24B533460	16-6766
24B536693	16-6752
24B542748	16-6752
24B543286	16-6752
24B543340B	TR-188
24B580193	16-6752
24B610838	14-1073
24B611273	14-1073
24B611429	14-1073
24B611459	14-1073
24B621363	14-1027
24B621364	14-1044
24B621366	14-1045
24B621561	14-1040
24B630327	14-1073
24B630610	14-1073
24B630623	14-1060
24B630624	14-1066
24B630625	14-1044
24B630714	14-1076
24B631102	14-1074
24B631516	14-1073
24B631990	14-1073
24B632943	14-1040
24B633164	14-1074
24B635261	14-1074
24B634118	14-1073
24B634119	14-1076
24B634507	16-6758
24B637228	14-1073
24B637270	14-1073
24B637271	16-6780
24B638340	14-1073
24B638488	17-3498
24B641320	14-1073
24B643864	14-1073
24B680364	14-1073
24B690540	16-3487
24B690541	16-3487
24B690542	17-3498
24B690563	14-1060
24B691987	14-1073
24B692014	16-6668
24B692015	16-6669
24B692114	14-1073
24B692193	16-6758
24B70827	16-6758
24B76553	16-6758
24C40474A02B	TR-158
24C60420A01	16-3487
24C485553	16-6758
24C485554	16-6770
24C536543	16-6757
24C540911	16-6756
24C541028	16-6781
24C544393	16-3487
24C561406	16-6754
24C561809	19-1040
24C580066	22R73
24C630284	16-6758
24C631118	16-6800
24C631119	16-6780
24C631955	16-6780
24C632774	16-6758
24C632775	16-6770
24C632939	16-6801
24C634507	16-6758
24C634508	16-6770
24C637482	16-9003
24C638488	17-3498
24C638646	16-3487
24C643901	16-6780
24C647050	17-3492
24D60419A01	16-6758
24D60419A02	16-6770
24D544057	19-6022
24D563300	16-6703
24D637271	16-6780
24K471947	24S53
24K482855	14-1060
24K485554	16-6770
24K485555	16-6770
24K485973	24S53
24K502819	16-6758
24K512407	16-6752
24K512408	16-6754
24K532153	16-6754
24K532582/B	22S47
24K533461	16-6765
24K537218	16-6756
24K537792	16-6752
24K539616	19-3125
24K540912	16-6757
24K541029	16-6780
24K542374	16-6752
24K542491	16-6752
24K542675	16-6754
24K542749	16-6754
24K543086	16-9001
24K543087	16-9001
24K543286	16-6752
24K543287	16-6754
24K544395	16-3487
24K560418	16-6752
24K560419	16-6752
24K561390	16-6752
24K561403	16-6757
24K561404	16-6756
24K561842	16-6756
24K561843	16-6757
24K562151	16-6754
24K562152	16-6752
24K562153	16-6752
24K563300	16-6703
24K563457	16-6757
24K563462	16-6756
24K563464	16-6756
24K564120	16-6756
24K564671	16-6703
24K564673	16-6756
24K564869	16-6756
24K580194	16-6754
24K591267	16-6754
24K591555	16-6770
24K591556	16-6758
24K600013	16-6668
24K600097	14-1074
24K600154	14-1074
24K600812	14-1073
24K600813	14-1073
24K600824	16-6758
24K600893	17-3498
24K611180	14-1073
24K611438	16-6758
24K611439	16-6758
24K620020	16-6758
24K620849	14-1074
24K621628	16-6758
24K621753	14-1073
24K621754	14-1073
24K630207	16-6758
24K630800	14-1073
24K630867	16-6770
24K630897	19-1000
24K630898	16-6758
24K631969	16-6780
24K632039	16-6780
24K632775	16-6770
24K632782	16-6780
24K632944	16-6800
24K633165	16-6780
24K633166	16-6780
24K633497	16-6758
24K634508	16-6770
24K635429	16-6780
24K635586	16-6780
24K635587	16-6780
24K636016	16-6780
24K636017	16-6780
24K636206	14-1073
24K637482	16-9003
24K637483	16-9003
24K637709	16-9003
24K638563	16-6780
24K639362	16-6781
24K640526	16-9003
24K640527	16-9003
24K640625	14-1073
24K641313	16-6786
24K641314	16-6786
24K641654	16-6758
24K641655	16-6770
24K642112	17-3487
24K643902	16-6780
24K644646	14-1073
24K646705	16-6781
24K646859	16-6780
24K647022	16-6780
24K647049	16-3490
24K647125H	22S88
24K690762	14-1073
24K691878	14-1023
24X610513	14-1073
25A72258	24S60
25B60254A01B	24S04
25B60255A01C	22S86
25B60328A01-A	22S86
25B60373A01/A	24S04
25B60391A02/-C	24S06
25B60484A01	TR-40
25B60493A01	TR-12
25B64816A01	TR-158
25B64839A01	TR-156
25B64889A01	TR-157
25B472214	22R67
25B472533/J	22R67
25B472558	24S60
25B478121	24S53
25B482858/R	24S53
25B500727	24S51
25B501684/-G	24S51
25B501722	22S47
25B501909	24S51
25B502142	26S49
25B502330/F	26S48
25B502331	24S60
25B511641/-A	24S61
25B530178-0	24S60
25B530217/A	24S51
25B530761	26S49
25B530924-0	22S47
25B532086-A	22S47
25B532839/-E	24S51
25B533038/A	22S47
25B534883	26S48
25B534936/B	26S48
25B536759-C	TR-184
25B536760/B/A	TR-152
25B537543/E	TR-158
25B540500	TR-181
25B540522	TR-154
25B540658	TR-115
25B543338	TR-155
25B543339	TR-188
25B543340	TR-188

CONTINUED NEXT PAGE

TRANSFORMER and COIL REPLACEMENTS FOR RADIO

Including Console, Table, Transistor, Portable Model Radios, Record Players and Auto Radios

MOTOROLA (CONTINUED)

MFR'S. PART	REPLACEMENT
25B543386	TR-190
25B543396/-0	TR-157
25B590648	26S51
25B591263	24S51
25B591533	22R57
25B563156/-B	TR-157
25B600684	24R09U
25B600969	26S48
25B611271	24S33
25B611377	24S32
25B620855	26S50
25B621570/A	24S39
25B621637A	24S81
25B621824A	24S49
25B630219	24S53
25B630280	24S53
25B630936	24S53
25B631208	24S49
25B631459	26S58
25B632025/E	24S53
25B633546	24S49
25B633669-0	24S53
25B634544	24S48
25B635409	TR-19
25B635932	24S53
25B636165	24S52
25B636462	TR-3
26B636770	TR-3
25B636771	TR-16
25B637155	24S36
25B638839	24S92
25B639195	24S05
25B640763	22S46
25B640767	24S53
25B641660	22S58
25B643754/A	22S46
25B645835	24S04
25B690536	24S53
25B690805	24S89
25B692076	24S49
25B70171/E	24S51
25B70171-N/-P	24S51
25B702330	24S61
25B702619	22S48
25B72258	24S60
25B742214	22R67
25B742558	24S60
25B79050/B	22R67
25B79050-D/-E	22R67
25C60238A01/A	24S11
25C60320A02B	24S11
25C60329A01-0	24S14
25C60394A01C	24S14
25C60394A02/-B	22S88
25C40107A01/-0	TR-155
25C40107A01D	TR-155
25C40473A02	TR-188
25C40759A02	TR-156
25C40760A02/C	TR-169
25C472533/-J	22R67
25C472586	22R28
25C485630	22S63
25C500189	22R57
25C501303	22R63
25C501303D	22R63
25C501303-G/-J	22R63
25C501644/-J	22R69
25C511653/B	22R61
25C521454	22R61
25C521841	22R52
25C532402/A	22R69
25C532583	22R67
25C532631/-A	22R63
25C532884/A	22R63
25C534414	22R52
25C534978	22R63
25C535035/B	22R52
25C537164	22R63
25C541999	TR-171
25C542105	TR-168
25C542312	TR-156
25C542375	TR-180
25C542489/A	TR-168
25C542848	TR-178
25C543416	TR-161
25C543443	TR-167
25C543445	TR-167
25C560231	TR-187
25C560440	TR-158
25C561326	TR-158
25C561405	TR-171
25C561411	TR-171
25C561438	TR-189
25C562122	TR-171
25C563319/C	TR-178
25C563335/-0	TR-178
25C563403/-C	TR-165
25C563435	TR-156
25C563444/A	TR-185
25C563445/B	TR-156
25C563446/B	TR-158
25C563568-B	TR-188
25C563571/C	TR-178
25C563595/C/E	TR-185
25C580066	22R73
25C591264	22R29
25C591533	22R57
25C591740	22R57
25C620715	24S53
25C630619	24S53
25C632098C	22S60
25C632209A	24S11
25C632257	24R04
25C632258	22S97
25C632819-0	24S04
25C634160-A	24S53
25C634161/A	24S53
25C634231	24S53
25C634251	14-1411
25C634434B	26S50
25C634503	24S61
25C634978	22R63
25C638360	24R12U
25C638416A	24S51
25C638551	24R21U
25C638596	24R13U
25C638852	22R30
25C638890	24S89
25C639252	22S74
25C639391	22R33
25C639524	22S46
25C640766	22S46
25C641522	24S53
25C641731	24S42
25C641732	22S68
25C642122	22S74
25C642137	22S86
25C642355	22S46
25C642399	22R05U
25C644068/F	24S08
25C644179L	24S14
25C645355/E	24S42
25C645446	22S88
25C645446/A	24S42
25C645449/F	24S05
25C645452H	26S46
25C645452D	24S16
25C647057A	24S14
25D642131	26R91
25K472558	24S60
25K485973	24S53
25K500194	24S51
25K512083	22R69
25K535795/-0	22R84
25K537792	16-6752
25K538445	22R63
25K539589	TR-157
25K539590	TR-159
25K539616	19-3125
25K540136	TR-157
25K540449	TR-156
25K540681	TR-152
25K541701	TR-158
25K541702	TR-181
25K542236	TR-168
25K542313	TR-173
25K542338	TR-168
25K542376	TR-180
25K542423	TR-157
25K542487	TR-152
25K542676	TR-115
25K542760	TR-115
25K543009	TR-181
25K543072	TR-178
25K543341	TR-188
25K543444/A	TR-170
25K543448	TR-185
25K543619	TR-190
25K543841/-0	TR-176
25K543842/-0/-F	TR-176
25K543843/B	TR-170
25K543844	TR-155
25K544271	TR-172
25K560034	TR-156
25K560163	TR-158
25K560710	TR-156
25K560752	TR-156
25K560798	TR-172
25K560799	TR-185
25K561409	TR-156
25K561570	TR-157
25K561571/M	TR-155
25K561573	TR-187
25L561730	TR-189
25K561731	TR-156
25K561989	TR-168
25K561990	TR-157
25K563567/D	TR-156
25K563568	TR-188
25K564230/J	TR-157
25K564236/-K	TR-172
25K564320	TR-157
25K564853-1	TR-161
25K580539	22R67
25K580593	22R67
25K590650	22R69
25K610631	24S53
25K610738	24S54
25K621779R	24S53
25K630836	24S53
25K631515	24S53
25K632958D	24S37
25K633495D	24S37
25K633546	24S49
25K633945	24S37
25K634412H	24S53
25K635433	24S49
25K635954	24S53
25K636482	24S06
26K637227	24S98
25K637642	TR-101
25K638007	24S52
25K638564	24S53
25K640646	24S63
26K640899	24S46
25K641497	24S46
25K643933	24S43
25K644695	TR-40
25K644696	TR-47
25K647133J	22S86
25K680345/F	24S53
25K692006	24S30
25K72044	22S48
25P60015A08	26S58

NASH (SEE MOTOROLA)

OLDSMOBILE (AUTO RADIO)

MFR'S. PART	REPLACEMENT
6063	24S61
6065	22R52
6067	22R52
121-0012	16-6752
1214411	22R69
1216666	16-6652
1216667	16-6754
1216675	24S60
1218008	22R75
1218033	16-6652
1218035	16-6754
1218059	24S60
1218726	16-6754
1219314	22S47
1219316	22R75
1219508	16-6752
1219509	16-6754
1219583	16-6752
1219584	16-6752
1220990	16-6756
1220992	16-6757
1221015	16-6756
1221159	TR-186
1221253	16-6703
1221255	16-6703
1221257	16-6756
1221290	TR-160
1221425	TR-115
1221428	TR-162
1221499	TR-162
1221590	TR-182
141-0005	22R75
141-0006	22R75
143-0006	22S47
7240453	24S61
7241056	26S49
7242079	16-6652
7242533	16-6654
7253855	16-6754
7255738	19-1004
7255881	22R71
7256662	16-6758
7256664	26S48
7256932	16-6758
7257832	16-6652
7258182	24S61
7258198	16-6754
7258849	16-6752
7258850	16-6754
7259324	24S61
7259377	22R71
7259419	24S61
7259790	16-6752
7263031	24S61
7263094	22R52
7263605	24S61
7264884	22R52
7268860	24S61
7269294	24S61
7269647	TR-153
7269650	TR-163
7269877	TR-179
7270689	TR-154
7270804	TR-114
7270811	TR-175
7272827	TR-154
7273764	TR-175
7273765	TR-174
7274068	TR-186
7274342	TR-154

OLYMPIC

MFR'S. PART	REPLACEMENT
21CX23	22S86
21DA23	24S50
24A1	24S53
130-106	16-6764
130-114	16-6758
132-148A	14-7002
136-125/B	14-1073
138-110C	24S50A
138-116	24S50A
138-118B	24S53
138-132	24S87
138-139	24S53
138-140	24S53
138-150	24S53
CK2445	19-1002
CK2446	19-1003
CL869	14-1073
CL1466	14-1074
CL2446	19-1003
CL2571	14-1074
CL2702	14-1073
CL2709	14-1073
CL3291	14-1073
CL3427	14-1073
CL3532	14-1073
CL4774	14-9016
CL27155	14-1073
CLH30236	14-1073
CLH30281	14-1073
LP26604	14-7002
LP26983	14-7002
LPH30235	14-7002
LPH30261	14-9019
LPH30280	14-9019
LPJ30711	14-7003
SK3429	24S49
SK4779	TR-29
TR1279	24S81
TR1314	16-6758
TR1643	16-3487
TR1644	16-6758
TR1645	16-6758
TR1646	17-3498
TR2155	22R05
TR2156	24S14
TR2180	16-3487
TR2544	24S81
TR2690-1	24S50A
TR3159	24S55
TR3170	24S14
TR3196	22R05
TR3373	16-6758
TR3542	24S50
TR3666/-1	22R05
TR4392	16-6764
TR4775	16-9002
TR4776	16-9014
TR4778	TR-26
TR5642	26S59
TR25367	24S53
TR25743	24S07
TR25922	24S64
TR25922E	24S06
TR25985	23V80
TR26020	24S60
TR26714	16-3487
TR26982	17-3498
TR27104	24S53
TR28017	16-6758
TRE25243	24S56
TRH30223	22S45
TRH30237	16-6758
TRH30246	16-6764
TRH30263	24S53
TRH30286	24S53
TRJ25013	16-6800
TRJ25014	16-6801
TRJ25135	TR-4
TRJ25136	TR-105
TRJ30030	TR-20
TRJ30056	TR-19
TRJ30715	22S86
TRL30653	16-6786
TRL30654	16-6787
TRP30786	16-6780
TRP30787	16-6780

PACEMAKER (SEE BELL SOUND)

PACKARD BELL

MFR'S. PART	REPLACEMENT
29045	16-6666
29046	16-6667
29066	16-6758
29067	16-6758
20971	16-3487
29072	16-3487
29073	17-3498
29077	16-6758
29078	16-6758
29084	17-3498
29119	14-1072
29120	14-1072
29124	19-1000
29155	16-6758
29156	16-6758
29157B/C	14-1074
29164	16-3487
29167	16-3487
29169	19-1000
29175	16-6764
29220	14-1074
29223	14-1043
29224	14-1033
29229/A/B	14-1077
29230A	14-1074
29247A/B	14-1074
29358	14-7002
29363	14-7002
29364	14-7002
29417	14-1071
89055	24R13U
89075	22R02
89081	24R09U
89417/A	24S53
89419	24S53
89436/A	24S51
89436F	24S05
89445	22S88
89460A	24S14
89487/A	24S53

TRANSFORMER and COIL REPLACEMENTS FOR RADIO

Including Console, Table, Transistor, Portable Model Radios, Record Players and Auto Radios

PHILCO

MFR'S. PART	REPLACEMENT
32-3919-4	14-1071
32-3976	16-5712
32-3987-3	16-6670
32-4061-3	19-1003
32-4146	16-6675
32-4153-6	14-1060
32-4153-7	14-1063
32-4156	16-6675
32-4160/A/-2A	16-6758
32-4160-3/-4/A	16-6758
32-4160-6A/13A	16-6758
32-4160-16A	16-6752
32-4161A	16-6758
32-4190-2	14-1060
32-4190-3	14-1073
32-4221/-1	14-1060
32-4240/-A	16-6770
32-4240-2/A	16-6758
32-4240-3A/-6A	16-6770
32-4240-9A/-11A	16-6754
32-4240-38	16-6758
32-4263/-2/-3	14-1073
32-4263-6	14-1074
32-4282-1	14-1074
32-4310-4A	17-3498
32-4370-2	14-1055
32-4422-8	19-1002
32-4422-10	19-1003
32-4453-2	14-1074
32-4453-1/-6	14-1074
32-4454-1A/-2A	16-6770
32-4454-3A	16-6770
32-4517A	16-6770
32-4518A/-1A	16-3487
32-4561	19-6033
32-4562	19-7068
32-4569-1/-2	14-1040
32-4572	14-1072
32-4574-1/-2	14-1074
32-4574-3/-4	14-1074
32-4582-1/-5	14-1053
32-4583/-3/-5/	16-6780
32-4583/-6/-8	16-6780
32-4583/-9/-10	16-6780
32-4583/-11/-12	16-6780
32-4583/-13/-14	16-6780
32-4583/-15/-16	16-6780
32-4583/-17/-20	16-6780
32-4583/-21/-23	16-6780
32-4584/-1	16-6781
32-4601-1A	16-6758
32-4607-1A	16-6770
32-4614	14-1026
32-4618	14-1074
32-4619	16-6787
32-4624-2	14-1076
32-4667	16-9014
32-4667-1	16-9002
32-4685-1	19-4400
32-4692-10/-11	14-7002
32-4693-1/-2/-4	14-1073
32-4693-6/-7	14-1073
32-4693-9/-10	14-1073
32-4693-8	14-1074
32-4712-1/-2	16-3490
32-4714-1/-2/-3	17-3491
32-4715-1	16-3487
32-4735-1	19-1003
32-4752-1	17-3492
32-4756-1	14-1073
32-7937-1	24S53
32-8242/-0	24S50
32-8242-11	26S49
32-8242-14	24S61
32-8248	22R32
32-8259-3	24S98
32-8274	22S56
32-8310-3/-5	24S50
32-8310-7/-8	24S50
32-8384-2	24S53
32-8367-1	24S64
32-8382	24S50
32-8384/-2/-4	24S53
32-8384-2/-5	24S53
32-8406	24R20U
32-8407	24S63
32-8406	24R20U
32-8407	24S63
32-8434/-1	24S49
32-8442-9/-10/-13	24S06
32-8459	24R20U
32-8460-1	24S50
32-8461	21F10
32-8462	24R20U
32-8528	24S49
32-8584	24R04U
32-8585	24S55
32-8596	24S53
32-8610	26R31U
32-8628	24S81
32-8639	20C53
32-8640	24S14
32-8741	TR-1
32-8742	TR-1
32-8742-1	TR-10
32-8743	TR-32
32-8775-2	22R06
32-8784	24S50A
32-8790/-4	24R40U
32-8792	26S58
32-8808-1	22R12
32-8822	26S58
32-8826-1	24S43
32-8827	22R12
32-8828-1	24R40U
32-8847-1	22S58
32-8849-1	24S17
32-8850-1	24R12U
32-8886-1	24S64
32-8925-1	22S88
32-8928-2/-3	24S53
32-8929-1	22S46
32-8930-1	24S42
32-8958-2	22S87
76-10204	14-9005
322-0054	26S58
325-0121-5	24S53
325-0122-6	24S53
412-5033-29	14-1073
412-5033-30	16-3487
412-5033-31	17-3488
412-5033-32	24S53
412-5033-33	14-7002
412-5033-34	16-6758

Audio Output Trans.

Model	Replacement
B656	24S34
C1332	26S58
C1334	26S58
C1340	26S58
C1341	26S58
C1342	26S58
C1343	26S58
D1337	26S58
D1339	26S58
D1344	26S58
D1346	26S58
H973	24S48
51-934	24S53
52-643	24S34
52-944	24S53
53-656	24S34
53-658	24S34

PLYMOUTH

(SEE MOPAR)

PONTIAC

(AUTO RADIO)

MFR'S. PART	REPLACEMENT
6055	22R69
6063	24S61
6067	22R52
1213670	22R20
1214391	22R20
1214488	26S46
1214491	16-6652
1214492	16-6654
1215807	22R29
1215916	16-6652
1215917	16-6679
1215918	24S51
1218021	24S51
1218022	22R29
1218032	16-6679
1218725	16-6752
1218725	16-6754
1219508	16-6752
1219509	16-6754
1220889	16-6757
1220990	16-6756
1221015	16-6756
1221159	TR-186
1221253	16-6703
1221255	16-6703
1221257	16-6756
1221425	TR-115
1221428	TR-162
1221535	TR-161
1221590	TR-182
1221623	TR-154
7240453	26S46
7241172	22R71
7242079	16-6652
7242533	16-6679
7255738	19-1004
7255881	22R71
7256932	16-6679
7257220	26S46
7257594	16-6654
7257832	16-6652
7257988	16-6652
7258188	16-6752
7258199	16-6754
7258849	16-6652
7258850	16-6754
7259249	26S46
7259375	22R71
7262498	24S61
7262511	22R69
7269647	TR-153
7269650	TR-163
7269877	TR-179
7270804	TR-114
7271321	TR-154
7271527	TR-160
7273626	TR-160
7274342	TR-154
7274354	TR-186

RAMBLER

(SEE MOTOROLA)

RCA

MFR'S. PART	REPLACEMENT
T292	22S44
T362-1	24R04
5A219A	14-7558
5X005	17-3494
5X014	16-3487
5X016	16-6770
34519	24S57
45463	24R07
53149	24S58
53831	26C85
71047	24S98
71942	19-3001
72535	24S50
73008	24S51A
73036	16-6758
73037	16-6770
73114	14-1060
73129	16-6758
73488	16-6758
73636	24S06
73743	17-3488
73976	24S89
74405	14-1074
74445	24S35
74448	14-1073
74654	24S85
74677	24S89
74693	14-1073
74775	16-6758
74779	24S49
74780	14-1074
74918	16-6758
74925	14-1074
75054	24S87
75485	14-1060
75486	16-6758
75487	16-6770
75488	24S87
75557	26S48
75558	16-6758
75559	16-3471
75560	16-3471
75566	24R09
75774	14-1077
75775	16-6668
75776	16-6669
75939	24S89
76326	24R09
76327	24S51A
76328	16-6770
76328	16-3487
76335	16-6758
76337	14-1034
76338	14-1076
76351	19-1005
76714	24S53
76849	16-6678
76850	16-6770
76866	14-1028
77122	24S04
77323	24S56
77356	14-1074
77362	24S85
77411	14-1074
77414	24S49
77416	16-6758
77417	16-6770
77450	14-1074
77511	17-3494
77512	16-3487
77513	16-3472
77514	16-3471
77517	24S89
77525	14-1076
77526	14-1077
77534	19-1006
77535	19-1005
77538	19-1001
77666	21F21
77938	17-3488
77939	16-3487
77993	24S53
77994	16-6758
78100	24S38
78368	24S50A
79055	24S50A
79057	14-1074
79283	24S50A
79284	14-1040
79285	14-1077
79286	14-1040
79763	16-6678
79764	16-6678
79766	14-1060
79800	22S87
79826	24S50
79947	14-1074
98569	24R13
98646	20C55
98679	24R05U
98680	24S23
98684	22S44
98685	22S95
100073	24S36
100075	16-6758
100076	16-6770
100112	16-3471
100245	16-6758
100246	16-6758
100272	24S50A
100466	24S61
100527	20C49
100535	26R33
100536	22S71
100661	24S51A
100892	14-1074
101066	16-6780
101067	16-6780
101072	14-1074
101098	16-6758
101099	16-6770
101354	22R02
101358	22S56
101359	23V17
101605	14-1060
101618	TR-3
101622	14-9012
101626	14-9011
101650	14-9009
101656	TR-3
101657	TR-27
101658	16-9007
101659	16-9008
101660	16-9009
101661	14-9010
101880	24S36
102364	24S52
102368	14-1076
102431	19-3160
102631	16-9012
102632	16-9013
102633	16-9014
102766	14-9010
103204	14-1074
103207	16-6780
103312	24S60
103336	22S56
103394	TR-6
103395	TR-20
103396	16-9012
103397	16-9014
103914	24S56
104193	24S52
104337	26S59
104587	22R02
104825	26R21
105173	24S50A
105174	24S53
105899	TR-66
105901	14-9010
105902	16-9002
105904	16-9004
105905	16-9003
105926	24S36
105933	16-6758
105934	16-6758
105935	14-1077
106021	TR-66
106211	24S55
106405	TR-18
106504	24S64
106965	24R13
108007	16-6780
108008	16-6780
108188	26S59
108331	22R04
108332	24S92
108411	14-7002
108420	24R23
108424	26C91
108472	22S88
108553	24S92
108679	24S53
108687	24S53
108710	24S87
108792	24S42
108797	24S92
108974	24S53
108995	16-6758
108996	16-6770
108997	14-1028
108999	14-7002
110005	16-3487
110006	17-3498
110027	24S14
110057	16-6780
110063	14-7002
110104	26R38
110148	24S14
110246	16-6780
110247	16-6780
1108421	24S16
203667	17-3494
203669	16-3487
203680	19-1001
204126	16-6758
204127	16-6758
204130	14-1060
970608-22	24S38

RIVERSIDE

(AUTO RADIO)

MFR'S. PART	REPLACEMENT
14-205	19-1006
14-265/X/S	16-6752
14-267/X	16-6754
14-268	16-6752
14-269	16-6754
14-272X	16-6752
14-455	16-6758
14-1607-4A	16-3487
14-1655-6/X	16-6758
14-2607-1	17-3494
73B972	TR-164
75-460	TR-161
75A466	TR-168
75A601	TR-155
75A602A	TR-187
75A805	TR-179
75-966	TR-168
75A966	TR-168
75A1025	22S46
75A1106	TR-164
75A1108	TR-176
75A1203	24S51
75A1264	TR-180
75A1269	TR-155
75A1272/A	TR-167
75-4502	24S51
75A6001	TR-159
76-600-6	22R63
76A1204-6	22R63

TRANSFORMER and COIL REPLACEMENTS FOR RADIO

Including Console, Table, Transistor, Portable Model Radios, Record Players and Auto Radios

SENTINEL

MFR'S. PART	REPLACEMENT
20E333	14-1073
20E338	14-1074
20E397	14-1073
20E402	16-6666
20E440	14-1073
20E463	16-6668
20E566	14-1074
20E732	16-6758
20E733	14-1073
20E742	16-6758
20E743	16-6758
20E744	14-1074
20E763	16-6758
20E772	14-1073
20E825	16-6758
20E837	14-1074
20E913	14-1074
20E938	14-1074
20E997	16-6758
20E1003	16-6800
20E1010	16-6764
22E8/-2	24S53
22E49	24S53
22E50	24S49
22E87/-2/-3	24S83
22E88	26S58
22E95	24S14
22E96	24R13
22E98	24S45
22E112	22S58
38G103	24S32
300078-1/-2	22R04
300081-3	24R20U
300088-1	24R12
300095-1	24R09
320813-1	TR-4
320816-1	TR-20
330038-1A	22S58
330039-1	24S61
360407-2	14-1033
360522-9	19-1002
360611-1	16-6758
360625-1	16-6770
360626-1	16-3487
360627-1	17-3498

SILVERTONE
(INCLUDING AUTO RADIOS)

MFR'S. PART	REPLACEMENT
A181268-1	22S88
C10509	26S58
C11338	24R01U
C11454	24R02U
C11455	22S58
E614	14-1073
E615	14-1026
E616	14-1073
E617	14-1073
E618	14-1073
E619	14-1073
E622	16-6758
E623	16-6764
E6111	14-1073
E6114	19-1004
E6115	14-1074
E6118	19-1005
E6119	19-3100
E6120	14-1073
E6122	14-1073
E6210	16-6800
E6256	16-6758
E6283	17-3498
E6296	16-3487
E62419	16-6758
E626182	14-1010
E627189	16-3487
F4813	16-6658
F4846	16-6661
F4875	24S85
F6149	14-1071
F7139	14-1073
F7676	14-5712
H200071	24R01
H200076	24R21U
LC-20	14-1073
LF-30	16-3487
LF-32	16-6758
LF-33	17-3498
LF-34	16-3487
LF-35	16-6758
N21797-1/-6	16-6758
N21797-8/-16	16-6758
N22352/-1	16-6758
N22587/-1	14-1073
N22588	24S81
N22589	22R38
N22590	16-3471
N22592/-1	17-3487
N22863	16-6678
N22864	14-1071
N22864-1	14-1056
N22865	14-1073
N22878	24S53
N22952	17-3487
N22959	22R38
N22995-1	24S51
N23139	14-1074
N23140	24S32
N23160	14-1028
N23161/-1	16-6666
N23162/-1	16-6667
N23163-1	14-1027
N23164	24S04
N23407	24S50
N23464-1	24S53
N23669-1	24S51
N23751/-1	14-1028
N23931-1	24S04
N24020/-1	14-1073
N24021-1	24S53
N24210-1	14-1073
N24440	24R08U
N24482-1	14-1073
N24771	16-6758
N24776-3	26S49
N25706-1	14-1072
N25728-1	16-5712
N25729-1	16-5714
N25828-1	14-1071
N25868-1	24S85
N25871-1	14-4034
N25975-1	24S50
N25996-1	14-1073
N40845-1	16-6758
N41106-1	14-1073
N41119-1	24S53
N41168-2	16-6764
N41366-1	24S53
N41980-1	14-1073
N42700-5/-13	24S53
N43412-1	16-6758
N43700-3	24S53
R45018	16-5712
R45079	24S60
R45100	22R69
R45162	22R69
R45168S	16-6652
R45169S	16-6679
R62510	24S51
R62516	16-5712
R66184	14-1074
R66191	26R31
R66192	24S51
R67801	16-6758
R67802	16-3487
R67803	16-3487
R50-66184-1	14-1033
R50-66188-1	19-1004
R50-74589-1	19-1000
R50-74626-1	19-1002
R50-77556-1	24S61
R50-83834-1	14-1060
R55-74585-1	26R63
R56-74584-1	26S50
R56-74936-1	24S51A
R56-77556-1	24S61
R57-74579-1	16-3487
R57-74580-1	16-6758
R57-74581-1	16-3487
R57-74582-1	16-6770
R57-74583-1	17-3487
R57-77554-1	16-6770
R57-77562-1	16-6758
R57-78878-1	16-6758
R57-78879-1	16-6770
R57-83693-1	16-6758
R57-83694-1	16-3487
TR-170	26S58
V5661	14-1073
V6567	24S49
V6972-3/-4	16-6758
10-1-1	14-1076
10-1-4	14-1074
10-2-4	14-1077
10-4-4	14-1028
10-6-4	14-1074
10-15-0	17-3498
10-17-4	14-1073
10-18-0	17-3494
10-29-0	17-3492
10-29-4	14-1073
10-30-4	14-1073
10-32-2	16-6758
10-32-4	14-1073
10-34-4	14-1073
10-35-4	14-1074
10-36-2	16-6764
10-42-2	16-6758
10-43-2	16-6758
10-44-2	16-3487
10-45-2	16-6758
10-46-2	16-6758
10-54-2	16-6758
10-55-2	16-3487
10-55-4	14-1073
10-56-2	16-3487
10-63-2	16-6780
10-70-2	16-6780
10-71-2	16-6780
10-73-2	16-6787
10-74-2	16-6780
10-74-1	14-1071
10-81-2	16-6780
10-84-2	16-6780
10-90-2	16-6780
10-94-2	16-6780
10-95-2	16-6780
10-96-2	16-6780
10-97-2	16-6780
10-101-2	16-6758
10-102-2	16-6786
10-108-2	16-6758
10-110-2	16-6758
10-112-2	16-6786
10-116-2	16-6780
10-117-2	16-3490
10-118-2	16-3490
10-135-2	16-3490
10-140-1	19-1002
10-142-2	16-6780
10-149-2	16-6780
10-150-2	16-6780
10-475	16-6758
10-479	16-6758
10-508	16-6758
10-509	16-6758
10-519	16-3487
10-521	16-6758
10-529	16-6758
10-534	17-3498
10-537	16-6752
10-540	16-6752
10-553	14-1074
10-554	14-1074
10-572	14-1074
10-573	14-1074
10-576	14-1026
10-584	14-1074
10-585	14-1073
10-645	14-1074
10-647	14-1076
10-648	14-1077
10-654	14-1028
10-663	14-1073
10-664	14-1074
10-694	14-1073
17-3129A	14-1053
33-243	26C42
68-3020	16-6758
68-3021	16-6758
80-2-6	22R05U
80-3-6	24R20U
80-4-0	24R04U
80-4-1	24S83
80-4-7	23V80
80-7-1	24S48
80-8-1	24S50A
80-10-0	24R13
80-12-0	24R20U
80-14-1	22S46
80-24-1	24S55
80-30-0	22R06
80-31-0	22R06
80-33-1	24S05
80-34-0	24R17
80-49-1	24S14
80-52-1	24S53
80-58-1	24S64
80-62-1	24S83
80-65-1	24S55
80-66-1	24S55
80-67-1	24S53
80-69-1	22S47
80-74-1	26S46
80-78-1/D	22S86
80-88-1	TR-66
80-91-1	22S45
80-92-1	22S45
80-97-1	22S86
80-98-1	24S17
80-103-1	24S48
80-105-1	24S92
80-106-1	24S46
80-107-1A	24S87
80-116-1/A	22S88
80-121-1	22S86
80-122-1	22S86
80-124-1	26S64
80-126-1/C	24S64
80-138-1A	24S53
80-147-1	24S53
80-228	24S98
80-242	24S31
80-243	22R61
80-245	24S49
80-249	24S60
80-250	22R61
80-256	24S49
80-258	22R61
80-266	22R61
80-267	24S60
80-268	24S51A
80-271	22R61
80-272	24S60
80-276	24S38
80-280	24S38
80-281	24S39
80-282	24S50
80-283	24S51A
80-295	24S61
80-311	24S63
80-312	24S50
80-313	24S49
80-322	24S36
80-323	24S51A
80-324	24S52
80-339	24S42
80-340	26R36
80-341	22R05U
80-362	26R36
80-364	24S55
80-370	26S58
80-374	24S50A
80-383	24S51
80-384	24S55
80-385	22R05U
80-387	24S92
80-388	24S61
80-398	24S51
80-405	TR-66
80-407	26R35
80-408	22S65
80-430-1	24S53
80-432-1	24S84
80-2186-2	24R12
80-2194	24R12
81-2109-2	24S51
82-120-0	14-9003
82-126-0	14-9003
82-151-0	14-7002
82-172-0	14-7002
82-174-0	14-7002
82-194-0	14-9017
84-383	26S49
1206	24S14
1209E	24S48
1220/A	24S48
24308-2/-3	19-1003
42026-5	24S49
42700-5/-7	24S53
42700-13/-19	24S53
42700-20/-21	24S53
42761-1	19-1000
43393-3/-4/-5	24S89
43644-1/-3	14-1073
43669-1/-2	16-6780
44282-1	16-6786
44511-2/-3/-6	14-9005
44671/-1	TR-22
44671-3	TR-111
44855-1	16-9016
44855-2/-3	16-9017
44858-3	TR-104
44858/-4	TR-20
44858-5	TR-105
45240/-1/-2	17-3492
45500-1	21F08
45534-10	14-9009
45604-1	TR-4
46131-2	24S07
46568-2	14-9017
46568-5	14-9017
46568-7/-9/-10	14-7002
46861-6	14-9013
46971-3	16-3490
46971-1/-4	16-3490
46972-1	17-3491
46975-1	14-7002
47598-1	24S43
47828-3	20C52
49515-1/-2	19-1001
505795	16-6758
505797	16-6758
506080	16-3487
506332	17-3487
506333	16-6758
506709	24R04
508486	24S56
521157	14-1026
522303	24S55
700055	24S51
700084	24R04U
700089	22R01
700101	22S58
700116	22S45
700117	22S45
181275-1	24R09
181276-1	22S86

Output Transformers

Chassis	Replacement
137.906	24S53
137.916/A	24S53
319.190	24S51
319.200/-1	24S12
478.237	24S50
478.238	24S50
488.986	24S50A
488.22000	24S50
548.358	24S50
548.358-1	24S53
548.360-1	24S53
548.361	24S53
548.363	24S50
548.401-1	24S53
757.100/-1	24S53
757.120	24S53
757.130	24S89
757.140	24S51
757.300	24S89
757.20000	24S53
757.80000	24S53

SONORA

MFR'S. PART	REPLACEMENT
N4875	24S85
N6149	14-1071
N7139	14-1073
N7281	24S48
N7541	16-6658
N7548	24S53
N7676	16-5712
N7677	16-5714
N7694	16-6764
N7888	16-6758
N7981	16-6758
N7982	14-1073
N8001	24S85
N8150	16-6661
N8326	16-6758
N8327	14-1074
N8329	24S49
N8709	14-1073
N8887	24S53
N9430	24S50A
N9525	19-1003
N9600	16-3471
N9601	14-1060
N9605	17-3488
N9657	16-6758
R1097	14-1044
R1098	14-1045
R1101	19-4201
R1234	16-6758
R1237	16-6758
R1480	24S53
R1727	24S49
R1752	16-6758
R1753	14-1074
R1777	14-1073
R1841	24S53
R2226	24S61
R2307	16-6780
R2314	24S38
R2497	TR-118
R2597	24S53

TRANSFORMER and COIL REPLACEMENTS FOR RADIO

Including Console, Table, Transistor, Portable Model Radios, Record Players and Auto Radios

STUDEBAKER
(AUTO RADIO)

MFR'S. PART	REPLACEMENT
6063	24S61
6065	22R52
1218726	16-6754
1219508	16-6752
1220990	16-6756
1220992	16-6757
1221015	16-6756
1221159	TR-186
1221253	16-6703
1221255	16-6703
1221257	16-6756
1221425	TR-115
1221428	TR-162
1221431	TR-166
1221535	TR-161
1221590	TR-182
24C485553	16-6758
24K485554	16-6770
24K542491	16-6752
24K542675	16-6754
25B70171	24S51
25C521841	22R52
25C542489	TR-168
25K541701	TR-158
25K542676	TR-115
32-4160A	16-6758
32-4240A	16-6770
32-4290-1/A	16-6752
32-4293-1A	16-6754
32-8313-1/-3	22R69
32-8314-3	22R73
32-8315	24S60
32-8315-1	24S51
32-8316	24S60
32-8316-7	24S60
32-8316-8	24S60
65-0352	16-6652
65-0358	22R27
65-0395	24S60
65-0399	16-6658
65-0404	22R55
65-0409	24S60
65-0410	16-6679
7269877	TR-179
7271321	TR-154
7271816	26S48
7271827	TR-183
7274342	TR-154

SYLVANIA

MFR'S. PART	REPLACEMENT
113-0015	14-1073
113-0017	14-1073
113-0018	14-1053
113-0023	14-1073
113-0025	14-1074
113-0026	14-1058
113-0027	14-1077
113-0028	14-1074
113-0029	14-1073
113-0030	14-1074
113-0034	14-1040
113-0035	14-1074
113-0041	14-1073
113-0053	14-1040
113-0079	14-1040
113-0080	14-1074
113-0081	14-1040
113-0085	14-1073
113-0088	14-1074
113-0089	14-1073
113-0096	14-1073
113-0098	14-1073
113-0099	14-1073
121-0013	16-6758
121-0016	16-6758
121-0018	16-6758
121-0021	16-6758
121-0022	16-6758
121-0025	16-6758
121-0026	16-6758
121-0027	16-6780
121-0028	16-6758
121-0032	16-6758
121-0033	16-6758
121-0034	16-3487
121-0036	16-6758
121-0045	16-3487
121-0100	16-6758
121-0101	16-6758
121-0102	16-6758
121-0104	16-6780
121-0105	16-6758
121-0106	16-3487
121-0108	16-6780
121-0110	16-6780
121-0111	16-6758
121-0112	16-6758
121-0114	16-6758
121-0115	16-3487
121-0118	16-6758
121-0119	16-6758
121-0120	16-6758
122-0023	16-6758
122-0024	16-6758
122-0028	16-6800
122-0032	16-6780
122-0037	16-6770
122-0039	16-3487
122-0044	16-3487
122-0125	16-6758
122-0126	16-3487
123-0038	16-3487
127-0001	17-3498
127-0003	17-3498
128-0016	17-3494
128-0018	17-3494
128-0019	16-3487
128-0020	16-3487
128-0021	17-3494
128-0022	17-3498
128-0023	17-3498
141-0051	26R31U
141-0068	22R04
141-0072	24R13
141-0073	24R04U
141-0075	24R20U
141-0076	22R05
141-0077	22R01
141-0078	26R44
141-0079	22R05
141-0086	22R05
141-0089	26R25U
141-0090	24R13
143-0011	24S53
143-0012	22S46
143-0015	24S32
143-0019	24S85
143-0027	24S49
143-0028	24S85
143-0030	24S50A
143-0032	24S53
143-0040	24S85
143-0042	24S43
143-0045	24S53
143-0048	26S59
143-0049	24S53
143-0051	24S32
143-0052	22S45
143-0053	22S45
143-0056	TR-1
143-0058	24S60
143-0059	24S51
143-0064	24S14
143-0065	24S55
143-0066	24S63
143-0067	24S55
143-0069	24S61
143-0074	22S86
143-0075	24S89
143-0076	22S88
143-0077	TR-21
143-0079	TR-111
143-0081	24S55
143-0082	22S45
143-0084	24S53
143-0087	26S58
143-0089	24S53
143-0091	24S48
143-0092	22S45
143-0098	26S58
143-0099	22S46
143-0100	TR-114
143-0102	24S14
143-0105	26S49
143-0107	TR-4
143-0108	TR-101
143-0112	24S05
143-0113	22S46
143-0116	24S89
145-0032	19-1008
145-0040	19-1001
146-0020	19-1000
581-0015	14-7002
581-0018	14-7002
581-0020	14-7002
581-0023	14-7002
581-0024	14-7002
581-0031	14-7002
581-0032	14-7002
581-0036	14-7002
582-0041	14-7002
582-0042	14-7002
582-0043	14-7002
582-0044	14-7002
582-0045	14-7002
582-0046	14-7002
582-0047	14-7002
582-0048	14-7002
582-0049	14-7002
582-0050	14-7002
582-0051	14-7002
582-0052	14-7002
582-0053	14-7002
582-0054	14-7002
582-0055	14-7002
582-0060	14-7002
582-0061	14-7002
582-0062	14-7002
582-0063	14-7002
582-0064	14-7002
430211	24S51
50516-1	24S60

TRAVLER

MFR'S. PART	REPLACEMENT
AT-12/A	24S55
AT-14	24S50A
AT-22	TR-11
AT-24	24S50A
AT-27	24S51A
AT-30	24S60
AT-31	22S58
AT-33	TR-114
AT-51	24S53
LA-3	14-1056
LA-6	14-7413
LI-5	16-6758
LI-6	16-6666
LI-7	16-6667
LI-8	16-6660
LI-10	16-6780
LI-11	16-6780
LI-13	16-6758
LI-17	16-9016
LI-18	16-9017
LI-19	16-6758
LL-46	14-9001
LO-8	14-1060
LO-13	14-1074
LO-14	14-1074
LO-17	14-1074
LO-18	14-1077
LO-19	14-1074
LO-20	14-1077
LO-21	14-1077
LO-27	14-1077
PT-157	26R38
TR-59	TR-2
TR-60	TR-101
3823-7	24S53
Model 90-100, 90-105	
AMIF's	16-6758
FMIF's	16-3487
Disc.	17-3494
AM.Osc.	14-1055
Model 1130	
Output	24S53
Loopstick	14-7002
Osc.	14-1074
IF's	16-6758

Audio Outputs

Model	Replacement
5022	24S32
5056A	24S53
5060	24S50
5061	24S50
5091	24S50A
5170	24S89
5180B/M	24S53
5182B/M	24S53
5300	24S36
5301	24S36
5305	24S36
5310	24S89
6300	24S36
6305/A	24S36
7016	24S53
7017	24S53
7023	24S53
7036	24S53
7053	24S53
7054	24S53
7055	24S53
7057	24S53
7060	24S53
7061	24S53
7062	24S53
7073	24S53
7075/A	24S53
7078	24S53
7079	24S53
7080	24S53
8035	24S53
8040	24S53
8080	24S48

TRUETONE
(INCLUDING AUTO RADIOS)

MFR'S. PART	REPLACEMENT
AT-14	24S50A
AT-21	24S82
AT-24	24S50A
AT-29	24S64
AT-51	24S53
E1113	24S53
E1114	24S88
E6127X	14-1073
E6256	16-6758
IFI-WA	16-6758
IFO-WA	16-6758
KR-34	TR-104
LC-9	14-1073
LF-30	16-3487
LF-32	16-6758
LF-33A	17-3498
LF-34	16-3487
LF-35	16-6758
LI-10	16-6758
LI-11	16-6758
LI-13	16-6758
LI-15	16-6758
LI-16	16-6758
LI-19	16-6758
LIFT-67	16-6758
LO-18	14-1040
LO-21	14-1060
LO-24	14-1073
LO-27	14-1073
LOT-85	14-1073
OC-WA	14-1040
OT-501	TR-105
OT-503	TR-105
R-12	TR-42
R-1630	14-7002
T-455	TR-104
TO-6133	24S53
TS-916	24S48
9A1959	16-6758
9A1961	16-6758
9A1963	16-6758
9A1997	14-1060
9A2036	14-3488
9A2037	16-3487
9A2038	16-6678
9A2060	16-3487
9A2061	16-3487
9A2062	16-6758
9A2063	16-6758
9A2064	17-3488
9A2065	14-1073
9A2108	14-1073
9A2113	14-1077
9A2203	16-6758
9A2204	16-6758
9A2260	17-3493
9A2276	16-3487
9A2302	14-1060
9A2308	16-6758
9A2309	16-3487
9A2310	16-3487
9A2343	16-6758
9A2344	16-6770
9A2392	16-6758
9A2393	16-6758
9A2402	16-6780
9A2408	14-1077
9A2440	16-3487
9A2442	17-3494
9A2443	16-6758
9A2448	19-1000
9A2450	17-3494
10-508	16-6758
10-509	16-6758
10-553	14-1074
10-554	14-1053
12A2001	22R33
12A18856	24R13U
12A23524	22R70
12C10235	24S52
12C17595/-J	24S53
12C18143	24S51
12C19591	24S81
12C19728	24S51
12C24014	16-6758
12C24015	22S47
12M26467	TR-13
13A16662	16-6758
13A18567	16-3487
13B17397	16-6758
13B17731	16-6758
13B18568	16-3487
13B22068	16-6758
13D17583	14-1073
13D19064	14-1073
13D19595	14-1073
13D19698	14-1073
13D20462	14-4034
13M19356	17-3498
14-265	16-6752
14-267	16-6754
20E463	16-6758
20E566	14-1073
22E50	24S49
31Z100	24S94
35A6	19-1001
50C242	16-6758
51X89	24S61
51X134	24S06
51X137	24S51
51X144	24S64
51X148	26S50
51X153	24S78
51X169	24S50A
51X177A	24S06
51X187	24S56
51X188	22S46
51X192	26S48
51X194	22S72
51X201	22S58
51X211	24S50
51X232	22R67
51X294	22R67
51X295	22R67
51X321	22R67
51-2153	14-9010
53X322	24R11
53X360	22R01
53X385	22R06
55-324	TR-66
55-325	TR-113
57C247	14-9013
61-23	16-6758
62-17	14-7000
62-30	14-7000
67P079-2/-B	24S48
75A601	TR-155
75A602/A/B	TR-187
75A603/C	TR-167
80-242	24S51
80-243	22R61
80-273	24S98
80-276	24S98
90-4	24S49
130-102	16-6758
130-103	16-6764
130-104	16-6758
130-106	16-6764
130-107	16-6758
130-111	16-6758
130-114	16-6758
130-117	16-6800
130-141A	14-1073
132-101	14-1022
132-105	14-1064
132-147B/F	14-9015
136-105	14-1074
136-106	14-1073
136-110	14-2862
136-117	14-1073
136-120	14-1073
136-125	14-1073
136-132	14-1073
136-134	14-1073
136-141/E-2	14-1073
138-102	24S49
138-110	24S50A
138-111	24S84
138-116	24S39
138-119	24S39
138-120	24S53
138-125	24S84
138-127	TR-115
138-129	TR-22
138-130	26S58
138-132	24S89
138-152A	24S53
138-159	24S53
201-21685	14-1072
201-22104	14-1072
250C001	16-6764
251-200010	14-9010
255-300010	TR-10
255C003	TR-59
256C001	TR-158
257-300004	14-9013
1212	24S14
1405	16-6758
1406A	16-6770
1413	16-3487
1414	17-3498
0-6241	14-1073
6242	16-6758
104295	22R61
108139B	16-6658
108211	16-6660
509433	16-6758
521224	14-1073
521266	24S81
521318	16-6758
521319	16-6758
521550	14-1060

CONTINUED NEXT PAGE

TRANSFORMER and COIL REPLACEMENTS FOR RADIO

Including Console, Table, Transistor, Portable Model Radios, Record Players and Auto Radios

TRUETONE (CONTINUED)

MFR'S. PART	REPLACEMENT
521779	24S50
055-300324	TR-66
055-300325	TR-113

VALIANT (SEE MOPAR)

WESTINGHOUSE

MFR'S. PART	REPLACEMENT
TR-109	24S53
V4886-2	19-1000
V4886-14	19-1002
V5661/-2/-3	14-1073
V5851	14-1073
V6130-1	16-6758
V6157-1	19-3160
V6199-2	16-6758
V6567	24S83
V6567-2	24S49
V6972-3/-4	16-6758
V6972-5/-6/-7	16-6758
V9048	17-3498
V9099-5	19-1005
V9642	16-3487
V9649-1	16-6758
V9665	24S85
V9672	14-1073
V9688	16-3487
V9724	14-1073
V9727-2	24S53
V9735-1	16-6758
V9827	24S50
V9828	17-3498
V9992	14-1073
V10079-2	24S89
V10192	14-1073
V10350-1	16-6770
V10619	16-6758
V10644-1	19-1000
V10660	24S85
V10813	24S61
V10945-1/-2	16-6758
V11128-2	14-1073
V11138-1/-2	16-6758
V11139	24S08
V11264-1	16-3487
V11555-1	14-1073
V11561-1	24S53
V11561C-1	24S53
V11579-1	16-6758
V11754A-1	24S81
V11925-1	16-6758
V11926-1/-2	24S49
V12281A-1	24S53
V12283-1	14-1073
V12531-1	24S81
V14317-1	16-6764
V14408-2	14-1073
V14614B	24S16
V14615-1	24R05U
V14639-1	14-1073
V14645-1	24S53
V15176-1	16-6800
V15176-2	16-6801
V15502-1	14-1073
V15530-1	22S45
V15547-1	16-6780
V15764-1	14-1090
V15937-1	24S53
V16002-1	24S53
230V002M01	14-1073
230V024M01	14-9012
230V026M01	14-9014
230V028H05	19-1003
230V028H07	19-1003
230V039H03/01	14-1090
230V043H01/02	16-6780
230V049H01	19-1000
230V056H02	19-1000
230V056H14	19-3001
230V085H01	14-1073
235V014M01	16-9016
235V014M02	16-9017
235V017M01	16-9007
235V017M02	16-9004
235V023H01	16-6780
235V023H11	16-6780
235V023H12	16-6780
235V025H11	16-6780
235V033H04	16-6780
235V037H01	16-3490
235V037H02	16-3490
235V037H03	16-3490
235V038H01	16-6770
235V039H01	16-3490
235V039H03	16-3490
235V040H01	17-3498
235V042H02	16-6780
235V044H01	16-6780
235V053H03	16-6780
235V053H04	16-6780
235V057H01	16-6758
235V057H02	16-6752
235V058H01	16-3490
235V059H01	16-3490
235V073H01	16-3490
310V014M01	14-9009
310V048H02	14-9013
310V054H01	14-7002
310V055H01	14-7002
310V055H02	14-7002
310V056H01	17-3491
310V063H02	14-7002
410V006H01	24R09U
410V007H01	24R20U
410V008H01	24R20U
410V009H01	26R36
410V014H01	22R05U
410V021H01	26R31
410V024H01	24R20U
410V033H01	26R31
430V004M01	24S39
430V024M01/02	TR-7
430V034M01	TR-19
430V036M01	TR-65
430V042H01	24S48
430V043H01	24S53
430V049H01	26S59
430V050H01	22S74
430V051H01	24S53
430V058H01	24S60
430V064H01	26C77
430V065H01	24S53
430V069H01	23V17
430V073H01	TR-22
430V074H01	24S61
430V081H01	24S63
430V084A01	24S53
430V084H01	24S53
430V085H01	24S53
430V092H01	24S09
430V095H01	24S42
430V095H02	24S42
430V107H01	24S53
430V116H02	22S88
430V117H02	26S79
690V020H58	24S53
787V245H01	24S53

Output Transformers

Model	Replacement
H300T5	24S85
H301T5	24S85
H303P4	24S49
H304P4	24S49
H31075/U	24S53
H311T5/U	24S53
H312P4/U	24S49
H313P4/U	24S49
H314P4/U	24S49
H315P4/U	24S49
H318T5/U	24S53
H320T5/U	24S53
H321T5/U	24S53
H322T5/U	24S53
H323T5/U	24S53
H332P4	24S36
H333P4/U	24S36
H336T5/U	24S53
H337T5U	24S53
H338T5U	24S53
H341T5U	24S53
H345T5	24S53
H346T5	24S53
H355T5	24S53
H356T5	24S53
H367T5	24S89
H374T5	24S89
H375T5	24S89
H385T5	24S89
H386T5	24S89
H387T5	24S89
H391T5	24S89
H392T5	24S89
H393T6	24S89
H394T5	24S89
H405T5	24S89
H499T5A	24S53
H499T5B	24S53
H500T5A	24S53
H500T5B	24S53
H501T5A	24S53
H501T5B	24S53
H503T5A	24S53
H503T5B	24S53
H511P4	24S49
H512P4	24S49
H523T4	24S53
H524T4	24S53
H525T4	24S53
H526T5A	24S53
H538T4	24S53
H539T4/A	24S53
H540T4/A	24S53
H541T5	24S53
H542T5	24S53
H543T5	24S53
H544T5	24S53
H545T5	24S53
H546T5	24S53
H551T5	24S53
H551T5B	24S53
H570T4	24S53
H571T4	24S53
H572T4	24S53
H574T4	24S53
H575T4	24S53
H576T4	24S53
H577T4	24S53
H580T5	24S53
H581T5	24S53
H583T5	24S53
H585T5	24S53
H602P7	TR-21
H610P5	TR-19
H611P5	TR-19
H612P5	TR-19
H626T5	24S53
H627T5	24S53
H628T5	24S53
H629T4/A	24S53
H630T4/A	24S53
H631T4/A	24S53
H648T4/A	24S53
H659P4	24S83
H660P4	24S83
H662P4	24S83
H663P4	24S83
H664P4	24S83
H666P5	24S83
H667P5	24S83
H669T5	24S53
H670T5	24S53
H671T5	24S53
H677T4	24S53
H678T4	24S53
H679T4	24S53
H681T5	24S53
H682T5	24S53
H683T5	24S53
H700T5	24S53
H701T5	24S53
H704T5	24S53
H705T5	24S53
H706T5	24S53
H708T5	24S53
H709T5	24S53
H710T5	24S53
H711T5	24S53
H718T5	24S48
H719T5	24S48
H720T5	24S48
H742T4	24S53
H743T4	24S53
H744T4	24S53
H745T5	24S53
H746T5	24S53
H747T5	24S53

ZENITH

MFR'S. PART	REPLACEMENT
49-689	24S50
95-1035	24S83
95-1101	16-6666
95-1102	16-6670
95-1132	16-6666
95-1133	16-6670
95-1136	16-6666
95-1137	16-6670
95-1148	16-6666
95-1149	16-6670
95-1150	16-3487
95-1153	17-3494
95-1189	26S50
95-1200	16-6666
95-1201	16-3487
95-1230	16-6678
95-1231	16-6678
95-1248	16-6666
95-1249	16-6131
95-1250	16-6666
95-1251	16-6675
95-1253	24R22U
95-1254	16-5742
95-1269	26S58
95-1272	26S50
95-1293	24S89
95-1300	26S50
95-1301	24S98
95-1302	24S89
95-1308	24S50
95-1315	24S85
95-1318	16-6678
95-1319	16-6678
95-1322	24S37
95-1328	16-3471
95-1332	24S49
95-1354	24S85
95-1355	24S14
95-1365	24S89
95-1380	24S53
95-1382	24S50A
95-1391	26S48
95-1392	26R31U
95-1394	22R33
95-1395	22S66
95-1396	26S58
95-1403	16-6780
95-1404	24S53
95-1410	24R02U
95-1411	24S14
95-1414	22R33
95-1415	22S66
95-1422	16-6780
95-1423	16-6781
95-1438	16-6780
95-1439	16-6781
95-1453	24S55
95-1455	24S50
95-1457	22S46
95-1459	16-9003
95-1460	16-9004
95-1461	14-9006
95-1462	TR-20
95-1467	22S45
95-1468	22S45
95-1478	24S50A
95-1484	16-6781
95-1485	24S37
95-1488	22S58
95-1490	TR-7
95-1495	24S50A
95-1496	24S37
95-1501	16-6780
95-1502	16-6781
95-1504	16-6758
95-1505	16-6766
95-1506	24S48
95-1513	14-9006
95-1518	TR-2
95-1519	TR-18
95-1522	22S46
95-1525	22R05U
95-1547	16-6780
95-1548	24S36
95-1549	16-6666
95-1556	16-6766
95-1568	24S50A
95-1571	24S56
95-1587	TR-7
95-1588	TR-27
95-1591	24S50A
95-1598	TR-6
95-1600	16-9003
95-1601	16-9003
95-1602	16-9004
95-1603	24R04U
95-1611	TR-27
95-1614	16-9003
95-1616	16-9004
95-1617	24S50A
95-1621	TR-13
95-1622	22S56
95-1624	24R05U
95-1626	24S54
95-1627	24S50A
95-1631	TR-7
95-1632	TR-27
95-1633	22R06
95-1636	16-6758
95-1637	26S58
95-1643	26S48
95-1650	24S06
95-1651	24R40U
95-1652	22S87
95-1653	24R09U
95-1658	22S86
95-1659	24R13U
95-1661	22S46
95-1668	24S53
95-1704	24S53
95-1712	22S86
95-1714	22S88
95-1715	24S04
95-1718	16-6780
95-1719	16-6780
95-1757	24S89
95-1769	24S89
95-1784	24S89
206-634	24S50
206-643	24S50
206-645	24S50
206-658	24S98
206-667	24S50
206-669	24S50
206-680	24S50
206-689	24S53
206-697	24S89
206-706	24S98
206-707	24S53
206-709	24S36
206-711	24S36
206-725	24S85
S-13799	14-1074
S-13971	16-6675
S-13972	16-6675
S-13973	17-3494
S-14481	14-1060
S-14509	16-3487
S-14832	14-1076
S-14833	14-1073
S-14842	14-1074
S-15812	14-1074
S-15694	14-1060
S-15981	16-6675
S-16047	19-3036
S-16681	14-1060
S-17340	14-1060
S-17933	14-1028
S-18501	14-1073
S-18616	14-1074
S-18671	14-1074
S-18682	14-1073
S-18685	19-3180
S-18812	19-3250
S-18827	14-1073
S-19100	14-1073
S-19264	14-1074
S-19660	14-1073
S-19699	14-1074
S-19993	14-1060
S-20231	14-1043
S-20686	14-1074
S-21691	14-1073
S-22322	14-1074
S-22575	14-1074
S-22709	14-1074
S-22852	14-1073
S-23728	14-1073
S-23762	14-9005
S-24403	14-1077
S-24471	14-1073
S-24654	14-1077
S-24700	14-1040
S-40389	14-1073
S-41303	14-1074
S-41304	14-1072
S-41365	14-1074
S-43104	14-1077
S-43910	14-1077
S-46794	14-9005
S-46800	14-9005
S-47722	14-7002
S-47912	14-1040
S-50127	14-1074
WC-10509	26S58
WC-11876	24S53
WC-12221	24S64
WC-12442	24S48
WC-13222	24S51
WC-13227	24R09
WC-13342	24S51
WC-13485	24R21
WC-13706	24S48
WC-15099	24S56
WC-15100	22S46

(DECEMBER 31,1965)

NET PRICE LIST

Form D-166

INDUSTRIAL

PART NO.	LIST	NET and 1 to 4	5 to 49	50 to 99	100 to 499
A					
20A00	5.40	3.20	2.72	2.56	2.35
20A01	7.00	4.20	3.57	3.36	3.08
20A02	12.00	7.20	6.12	5.76	5.28
20A03	8.00	4.80	4.08	3.84	3.52
20A04	4.00	2.40	2.04	1.92	1.76
20A05	40.00	24.00	20.40	19.20	17.60
20A06	27.00	16.20	13.75	12.96	11.88
20A07	7.50	4.50	3.82	3.60	3.33
20A08	7.50	4.50	3.82	3.60	3.33
20A09	7.50	4.50	3.82	3.60	3.33
20A10	12.00	7.20	6.12	5.76	5.28
20A11	7.50	4.50	3.82	3.60	3.33
20A12	7.50	4.50	3.82	3.60	3.33
20A13	12.00	7.20	6.12	5.76	5.28
20A14	7.50	4.50	3.82	3.60	3.33
20A15	10.00	6.00	5.10	4.80	4.40
20A16	5.40	3.20	2.72	2.56	2.35
20A17	12.00	7.20	6.12	5.76	5.28
20A18	4.00	2.40	2.04	1.92	1.76
20A19	5.40	3.20	2.72	2.56	2.35
20A21	5.40	3.20	2.72	2.56	2.35
20A22	5.40	3.20	2.72	2.56	2.35
20A23	12.00	7.20	6.12	5.76	5.28
20A24	12.00	7.20	6.12	5.76	5.28
20A25	27.00	16.20	13.75	12.96	11.88
20A26	12.00	7.20	6.12	5.76	5.28
20A27	40.00	24.00	20.40	19.20	17.60
20A28	7.50	4.50	3.82	3.60	3.33
20A29	15.00	9.00	7.65	7.20	6.60
20A30	5.40	3.20	2.72	2.56	2.35
20A31	8.00	4.80	4.08	3.84	3.52
20A32	8.00	4.80	4.08	3.84	3.52
20A33	4.00	2.40	2.04	1.92	1.76
20A34	15.00	9.00	7.65	7.20	6.60
20A35	5.00	3.00	2.55	2.40	2.20
20A36	5.00	3.00	2.55	2.40	2.20
20A37	5.00	3.00	2.55	2.40	2.20
20A38	20.00	12.00	10.20	9.60	8.80
20A39	20.00	12.00	10.20	9.60	8.80
20A40	40.00	24.00	20.40	19.20	17.60
20A41	40.00	24.00	20.40	19.20	17.60
20A42	7.50	4.50	3.82	3.60	3.33
20A43	40.00	24.00	20.40	19.20	17.60
20A44	4.00	2.40	2.04	1.92	1.76
20A45	4.00	2.40	2.04	1.92	1.76
20A46	4.00	2.40	2.04	1.92	1.76
20A47	7.50	4.50	3.82	3.60	3.33
20A48	4.00	2.40	2.04	1.92	1.76
20A49	4.00	2.40	2.04	1.92	1.76
20A50	15.00	9.00	7.65	7.20	6.60
20A51	50.00	30.00	25.50	24.00	22.00
20A52	20.00	12.00	10.20	9.60	8.80
20A53	20.00	12.00	10.20	9.60	8.80
20A54	50.00	30.00	25.50	24.00	22.00
20A80	7.50	4.50	3.82	3.60	3.33
20A90	7.50	4.50	3.82	3.60	3.33
20A91	7.50	4.50	3.82	3.60	3.33
20A92	4.00	2.40	2.04	1.92	1.76
20A93	9.00	5.40	4.60	4.30	3.95
20A94	5.00	3.00	2.55	2.40	2.20
20A95	7.50	4.50	3.82	3.60	3.33
20A96	9.00	5.40	4.60	4.30	3.95
20A97	7.50	4.50	3.82	3.60	3.33
20A98	20.00	12.00	10.20	9.60	8.80
20A99	5.00	3.00	2.55	2.40	2.20
20A100	75.00	45.00	38.20	36.00	33.30
20A101	5.00	3.00	2.55	2.40	2.20
24A87	4.60	2.76			
24A88	3.60	2.16			
24A89	3.60	2.16			
24A90	3.60	2.16			
25A01		40.50	34.40	32.40	29.70
25A02		42.00	35.70	33.60	30.80
25A03		42.00	35.70	33.60	30.80
25A04		42.00	35.70	33.60	30.80
25A05		70.50	60.00	56.40	49.10
25A06		40.50	34.40	32.40	29.70
25A07		42.00	35.70	33.60	30.80
25A08		60.00	51.00	48.00	41.80
25A09		70.50	60.00	56.40	49.10

INDUSTRIAL

PART NO.	LIST	NET and 1 to 4	5 to 49	50 to 99	100 to 499
25A10		42.00	35.70	33.60	30.80
25A11		70.50	60.00	56.40	49.10
25A12		42.00	35.70	33.60	30.80
25A13		42.00	35.70	33.60	30.80
25A14		60.00	51.00	48.00	41.80
25A15		60.00	51.00	48.00	41.80
25A16		30.00	25.50	24.00	22.00
25A17		30.00	25.50	24.00	22.00
25A18		21.00	17.85	16.80	15.40
25A19		60.00	51.00	48.00	41.80
25A20		12.00	10.20	9.60	8.36
25A21		15.75	13.39	12.60	10.97
25A22		15.75	13.39	12.60	10.97
25A23		30.00	25.50	24.00	22.00
25A24		5.40	4.59	4.32	3.76
25A25		30.00	25.50	24.00	22.00
25A26		5.40	4.59	4.32	3.76
25A27		8.10	6.88	6.48	5.64
25A28		7.65	6.50	6.12	5.33
25A29		7.65	6.50	6.12	5.33
25A30		7.65	6.50	6.12	5.33
25A31		7.65	6.50	6.12	5.33
25A32		7.65	6.50	6.12	5.33
25A33		11.10	9.43	8.87	8.13
25A34		7.65	6.50	6.12	5.33
25A35		6.75	5.73	5.40	4.70
25A36		6.75	5.73	5.40	4.70
25A37		7.05	6.00	5.64	4.91
25A38		7.05	6.00	5.64	4.91
25A39		7.05	6.00	5.64	4.91
25A40		7.65	6.50	6.12	5.33
25A41		7.65	6.50	6.12	5.33
25A42		8.10	6.88	6.48	5.64
25A43		8.10	6.88	6.48	5.64
25A44		8.10	6.88	6.48	5.64
25A45		8.10	6.88	6.48	5.64
25A46		8.10	6.88	6.48	5.64
25A47		8.10	6.88	6.48	5.64
25A48		8.10	6.88	6.48	5.64
25A49		8.10	6.88	6.48	5.64
25A50		9.00	7.65	7.20	6.27
25A51		9.00	7.65	7.20	6.27
25A52		8.10	6.88	6.48	5.64
25A53		9.00	7.65	7.20	6.27
25A54		9.00	7.65	7.20	6.27
25A55		9.00	7.65	7.20	6.27
25A56		8.10	6.88	6.48	5.64
25A57		8.10	6.88	6.48	5.64
25A58		12.00	10.20	9.60	8.36
25A59		12.00	10.20	9.60	8.36
25A60		12.00	10.20	9.60	8.36
25A61		12.00	10.20	9.60	8.36
25A62		10.80	9.18	8.64	7.52
25A63		13.50	11.47	10.80	9.41
25A64		9.00	7.65	7.20	6.27
25A65		10.80	9.18	8.64	7.52
25A66		12.00	10.20	9.60	8.36
25A67		10.80	9.18	8.64	7.52
25A68		10.80	9.18	8.64	7.52
25A69		9.00	7.65	7.20	6.27
25A70		9.00	7.65	7.20	6.27
25A71		9.00	7.65	7.20	6.27
25A72		16.20	13.77	12.96	11.28
25A73		16.20	13.77	12.96	11.28
25A74		19.95	16.96	15.96	13.90
25A75		19.95	16.96	15.96	13.90
25A76		16.20	13.77	12.96	11.28
25A77		19.95	16.96	15.96	13.90
25A78		19.95	16.96	15.96	13.90
25A79		19.95	16.96	15.96	13.90
25A80		13.50	11.47	10.80	9.41
25A81		15.90	13.51	12.72	11.08
25A82		17.10	14.54	13.68	11.91
25A83		24.75	21.04	19.80	17.24
25A84		15.90	13.51	12.72	11.08
25A85		9.00	7.65	7.20	6.27
25A86		9.00	7.65	7.20	6.27
25A87		10.80	9.18	8.64	7.52
25A88		9.00	7.65	7.20	6.27
25A89		9.00	7.65	7.20	6.27
25A90		12.00	10.20	9.60	8.36
25A91		12.00	10.20	9.60	8.36
25A92		9.00	7.65	7.20	6.27
25A93		9.00	7.65	7.20	6.27
25A94		9.00	7.65	7.20	6.27
25A95		9.00	7.65	7.20	6.27
25A96		18.00	15.30	14.40	13.20
25A97		18.00	15.30	14.40	13.20
25A98		9.00	7.65	7.20	6.27

INDUSTRIAL

PART NO.	LIST	NET and 1 to 4	5 to 49	50 to 99	100 to 499
25A99		9.00	7.65	7.20	6.27
25A100		9.00	7.65	7.20	6.27
25A101		9.00	7.65	7.20	6.27
25A102		10.80	9.18	8.64	7.52
25A103		10.20	8.67	8.16	7.48
25A104		10.80	9.18	8.64	7.52
25A105		9.00	7.65	7.20	6.27
25A106		6.75	5.73	5.40	4.70
25A107		9.00	7.65	7.20	6.27
25A108		9.00	7.65	7.20	6.27
25A109		9.00	7.65	7.20	6.27
25A110		9.00	7.65	7.20	6.27
25A111		9.00	7.65	7.20	6.27
25A112		12.75	10.84	10.20	9.35
25A113		10.20	8.67	8.16	7.48
25A114		15.90	13.51	12.72	11.08
25A115		18.60	15.80	14.86	13.64
25A116		18.60	15.80	14.86	13.64
25A117		12.75	10.84	10.20	9.35
25A118		12.75	10.84	10.20	9.35
25A119		9.00	7.65	7.20	6.27
25A120		9.00	7.65	7.20	6.27
25A121		6.75	5.73	5.40	4.70
25A122		6.75	5.73	5.40	4.70
25A123		6.75	5.73	5.40	4.70
25A124		37.50	31.90	30.00	27.50
25A125		37.50	31.90	30.00	27.50
25A126		37.50	31.90	30.00	27.50
25A127		37.50	31.90	30.00	27.50
25A128		9.00	7.65	7.20	6.27
25A129		37.50	31.90	30.00	27.50
25A130		90.00	76.50	72.00	62.70
25A131		37.50	31.90	30.00	27.50
25A132		54.00	49.50	43.20	39.60
25A133		90.00	76.50	72.00	62.70
25A134		90.00	76.50	72.00	62.70
25A135		10.20	8.67	8.16	7.48
25A136		24.00	20.40	19.20	16.70
25A137		24.00	20.40	19.20	16.70
25A138		13.50	11.46	10.80	9.39
25A139		13.50	11.46	10.80	9.39
25A140		24.00	20.40	19.20	16.70
25A141		24.00	20.40	19.20	16.70
25A142		24.00	20.40	19.20	16.70
25A143		24.00	20.40	19.20	16.70
25A144		24.00	20.40	19.20	16.70
25A145		24.00	20.40	19.20	16.70
25A146		30.00	25.50	24.00	20.90
25A147		24.00	20.40	19.20	16.70
25A148		24.00	20.40	19.20	16.70
25A149		30.00	25.50	24.00	20.90
25A150		30.00	25.50	24.00	20.90
25A151		24.00	20.40	19.20	16.70
25A152		24.00	20.40	19.20	16.70
25A153		54.00	49.50	43.20	39.60
25A154		8.10	6.88	6.48	5.64
25A155		19.00	16.00	15.10	13.09
25A156		24.00	20.40	19.20	16.70
25A157		24.00	20.40	19.20	16.70
25A158		30.00	25.50	24.00	20.90
25A159		4.20	3.57	3.36	2.93
25A160		5.40	4.59	4.32	3.76
25A161		5.40	4.59	4.32	3.76
25A162		5.40	4.59	4.32	3.76
25A163		5.40	4.59	4.32	3.76
25A164		1.59	1.35	1.27	1.11
25A165		.24	.20	.19	.17
25A166		2.40	2.04	1.92	1.67
25A167		1.59	1.35	1.27	1.11
25A168		6.75	5.73	5.40	4.70
25A169		5.80	4.94	4.64	4.03
25A170		6.75	5.73	5.40	4.70
25A171		6.75	5.73	5.40	4.70
25A173		7.96	6.77	6.37	5.56
25A174		6.75	5.73	5.40	4.70
25A175		7.96	6.77	6.37	5.56
25A176		7.02	5.97	5.62	4.87
25A177		7.02	5.97	5.62	4.87
25A178		7.96	6.77	6.37	5.56
25A179		7.29	6.19	5.83	5.06
25A180		7.29	6.19	5.83	5.06
25A181		7.29	6.19	5.83	5.06
25A182		7.29	6.19	5.83	5.06
25A183		7.29	6.19	5.83	5.06
25A184		7.29	6.19	5.83	5.06
25A185		7.96	6.77	6.37	5.56
25A186		7.29	6.19	5.83	5.06
25A187		7.29	6.19	5.83	5.06
25A188		7.29	6.19	5.83	5.06

THORDARSON MEISSNER
INCORPORATED
A Subsidiary of COMPONENTS CORPORATION OF AMERICA

PHONE: 262-5121 (area code 618)
ELECTRONIC CENTER, MT. CARMEL, ILLINOIS 62863

Printed In USA

(DECEMBER 31, 1965)

NET PRICE LIST

Form D-166

INDUSTRIAL

PART NO.	LIST	NET and 1 to 4	5 to 49	50 to 99	100 to 499
25A189		7.29	6.19	5.83	5.06
25A190		7.29	6.19	5.83	5.06
25A191		7.29	6.19	5.83	5.06
25A192		7.29	6.19	5.83	5.06
25A193		7.29	6.19	5.83	5.06
25A194		7.29	6.19	5.83	5.06
25A195		7.29	6.19	5.83	5.06
25A196		7.29	6.19	5.83	5.06
25A197		7.29	6.19	5.83	5.06
25A198		7.56	6.42	6.05	5.24
25A199		7.56	6.42	6.05	5.24
25A200		7.56	6.42	6.05	5.24
25A201		7.56	6.42	6.05	5.24
25A202		7.56	6.42	6.05	5.24
25A203		7.56	6.42	6.05	5.24
25A204		7.56	6.42	6.05	5.24
25A205		7.56	6.42	6.05	5.24
25A206		7.56	6.42	6.05	5.24
25A207		12.42	10.56	9.94	8.65
25A208		12.42	10.56	9.94	8.65
25A209		12.42	10.56	9.94	8.65
25A210		12.42	10.56	9.94	8.65
25A211		12.42	10.56	9.94	8.65
25A212		12.42	10.56	9.94	8.65
25A213		12.42	10.56	9.94	8.65
26A01	4.40	2.64			
26A02	4.40	2.64			
26A03	4.40	2.64			
26A04	7.00	4.20			
26A05	4.40	2.64			
26A06	4.40	2.64			
27A01		15.60	13.26	12.48	10.86
27A02		15.60	13.26	12.48	10.86
27A03		14.25	12.11	11.40	9.97
27A04		30.00	25.50	24.00	22.00
27A05		45.00	40.00	38.00	33.00
27A06		45.00	40.00	38.00	33.00
27A07		45.00	40.00	38.00	33.00
27A08		45.00	40.00	38.00	33.00
27A09		15.60	13.26	12.48	10.86
27A10		15.60	13.26	12.48	10.86
27A11		15.60	13.26	12.48	10.86
27A12		45.00	40.00	38.00	33.00
27A13		45.00	40.00	38.00	33.00
27A14		45.00	40.00	38.00	33.00
27A15		16.20	13.77	12.96	11.28
27A16		7.50	6.37	6.00	5.22
27A17		6.75	5.73	5.40	4.70
27A18		7.50	6.37	6.00	5.22
27A19		6.75	5.73	5.40	4.70
27A20		8.70	7.39	6.96	6.06
27A21		9.90	8.41	7.92	7.26
27A22		45.00	40.00	38.00	33.00
27A23		7.50	6.37	6.00	5.22
27A24		7.50	6.37	6.00	5.22
27A25		8.70	7.39	6.96	6.06
27A26		9.90	8.41	7.92	7.26
27A27		8.10	6.88	6.48	5.64
27A28		8.10	6.88	6.48	5.64
27A29		45.00	40.00	38.00	33.00
27A30		8.10	6.88	6.48	5.64
27A32		8.10	6.88	6.48	5.64
27A33		9.90	8.41	7.92	7.26
27A34		9.90	8.41	7.92	7.26
27A35		8.10	6.88	6.48	5.64
27A36		9.90	8.41	7.92	7.26
27A37		8.10	6.88	6.48	5.64
27A38		8.10	6.88	6.48	5.64
27A39		8.10	6.88	6.48	5.64
27A40		7.95	6.76	6.36	5.54
27A41		8.70	7.39	6.96	6.06
27A42		8.70	7.39	6.96	6.06
27A43		14.85	12.60	11.90	10.35
27A44		14.85	12.60	11.90	10.35
27A45		16.20	13.77	12.96	11.28
27A46		14.85	12.60	11.90	10.35
27A47		13.50	11.47	10.80	9.40
27A48		16.20	13.77	12.96	11.28
27A50		8.10	6.88	6.48	5.64
27A51		12.75	10.83	10.20	8.88
27A52		8.10	6.88	6.48	5.64
27A53		6.75	5.73	5.40	4.70
27A54		8.10	6.88	6.48	5.64
27A55		8.10	6.88	6.48	5.64
27A56		8.10	6.88	6.48	5.64

INDUSTRIAL

PART NO.	LIST	NET and 1 to 4	5 to 49	50 to 99	100 to 499
27A57		8.10	6.88	6.48	5.64
27A58		6.75	5.73	5.40	4.70
27A59		8.10	6.88	6.48	5.64
27A60		9.30	7.90	7.44	6.82
27A61		6.60	5.61	5.24	4.59
27A62		6.15	5.23	4.92	4.51
27A63		6.60	5.61	5.24	4.59
27A64		8.10	6.88	6.48	5.64
27A65		12.75	10.83	10.20	9.35
27A66		12.75	10.83	10.20	9.35
27A67		12.75	10.83	10.20	9.35
27A68		8.10	6.88	6.48	5.64
27A69		7.50	6.37	6.00	5.22
27A70		30.00	25.50	24.00	22.00
27A71		30.00	25.50	24.00	22.00
27A72		30.00	25.50	24.00	22.00
27A73		30.00	25.50	24.00	22.00
27A74		30.00	25.50	24.00	22.00
27A75		30.00	25.50	24.00	22.00
27A76		30.00	25.50	24.00	22.00
27A77		30.00	25.50	24.00	22.00
27A78		30.00	25.50	24.00	22.00
27A79		30.00	25.50	24.00	22.00
27A80		30.00	25.50	24.00	22.00
27A81		18.00	15.30	14.40	12.54
27A82		18.00	15.30	14.40	12.54
27A83		18.00	15.30	14.40	12.54
27A84		18.00	15.30	14.40	12.54
27A85		12.75	10.83	10.20	9.35
27A86		15.00	12.75	12.00	11.00
27A87		15.00	12.75	12.00	11.00
27A88		15.00	12.75	12.00	11.00
27A89		15.00	12.75	12.00	11.00
27A90		15.00	12.75	12.00	11.00
27A91		15.00	12.75	12.00	11.00
27A92		15.00	12.75	12.00	11.00
27A93		15.00	12.75	12.00	11.00
27A94		15.00	12.75	12.00	11.00
27A95		10.80	9.17	8.63	7.91
27A96		10.80	9.17	8.63	7.91
27A97		10.80	9.17	8.63	7.91
27A98		10.80	9.17	8.63	7.91
27A99		10.80	9.17	8.63	7.91
27A107		8.10	6.88	6.48	5.64
27A108		8.10	6.88	6.48	5.64
27A109		7.20	6.12	5.76	5.02
27A110		7.20	6.12	5.76	5.02
27A111		7.20	6.12	5.76	5.02
27A112		7.50	6.37	6.00	5.50
27A113		30.00	25.50	24.00	22.00
27A114		30.00	25.50	24.00	22.00
27A115		30.00	25.50	24.00	22.00
27A116		30.00	25.50	24.00	22.00
27A117		30.00	25.50	24.00	22.00
27A118		30.00	25.50	24.00	22.00
27A119		30.00	25.50	24.00	22.00
27A120		30.00	25.50	24.00	22.00
27A121		30.00	25.50	24.00	22.00
27A122		30.00	25.50	24.00	22.00
27A123		30.00	25.50	24.00	22.00
27A124		30.00	25.50	24.00	22.00
27A125		30.00	25.50	24.00	22.00
27A126		30.00	25.50	24.00	22.00
27A127		12.75	10.83	10.20	9.35
27A129		30.00	25.50	24.00	22.00
27A130		30.00	25.50	24.00	22.00
27A131		30.00	25.50	24.00	22.00
27A132		30.00	25.50	24.00	22.00
27A133		30.00	25.50	24.00	22.00
27A134		30.00	25.50	24.00	22.00
27A135		30.00	25.50	24.00	22.00
27A136		30.00	25.50	24.00	22.00
27A137		60.00	51.00	48.00	44.00
27A138		30.00	25.50	24.00	22.00
27A139		30.00	25.50	24.00	22.00
27A140		30.00	25.50	24.00	22.00
27A141		60.00	51.00	48.00	44.00
27A142		60.00	51.00	48.00	44.00
27A143		60.00	51.00	48.00	44.00
27A144		60.00	51.00	48.00	44.00
27A145		60.00	51.00	48.00	44.00
27A146		60.00	51.00	48.00	44.00
27A147		60.00	51.00	48.00	44.00
27A148		8.10	6.88	6.48	5.64
27A149		8.10	6.88	6.48	5.64
27A150		18.00	15.30	14.40	12.54
27A151		25.50	21.68	20.40	17.76
27A152		18.00	15.30	14.40	12.54
27A153		7.20	6.12	5.76	5.02

INDUSTRIAL

PART NO.	LIST	NET and 1 to 4	5 to 49	50 to 99	100 to 499
27A154		7.20	6.12	5.76	5.02
27A155		7.20	6.12	5.76	5.02
27A156		7.20	6.12	5.76	5.02
27A157		7.20	6.12	5.76	5.02
27A158		7.20	6.12	5.76	5.02
27A159		7.20	6.12	5.76	5.02
27A160		7.20	6.12	5.76	5.02
27A161		7.20	6.12	5.76	5.02
27A162		7.20	6.12	5.76	5.02
27A163		7.20	6.12	5.76	5.02
27A164		7.20	6.12	5.76	5.02
27A165		7.20	6.12	5.76	5.02
27A166		7.20	6.12	5.76	5.02
27A167		7.20	6.12	5.76	5.02
27A168		7.20	6.12	5.76	5.02
27A169		7.20	6.12	5.76	5.02
27A170		5.00	4.25	4.00	3.60
27A171		7.20	6.12	5.76	5.02
27A172		5.00	4.25	4.00	3.60
27A173		7.20	6.12	5.76	5.02
27A174		7.20	6.12	5.76	5.02
27A175		7.20	6.12	5.76	5.02
27A176		7.20	6.12	5.76	5.02
27A177		7.20	6.12	5.76	5.02
27A178		7.20	6.12	5.76	5.02
27A179		7.20	6.12	5.76	5.02
27A180		7.20	6.12	5.76	5.02
27A181		7.20	6.12	5.76	5.02
27A182		7.20	6.12	5.76	5.02
27A183		7.20	6.12	5.76	5.02
27A184		7.20	6.12	5.76	5.02
27A185		7.20	6.12	5.76	5.02
27A186		7.20	6.12	5.76	5.02
27A187		7.20	6.12	5.76	5.02
27A188		7.20	6.12	5.76	5.02
27A189		7.20	6.12	5.76	5.02
27A190		7.20	6.12	5.76	5.02
27A191		7.20	6.12	5.76	5.02
27A192		7.20	6.12	5.76	5.02
27A193		7.20	6.12	5.76	5.02
27A194		7.20	6.12	5.76	5.02
27A195		7.20	6.12	5.76	5.02
27A196		7.20	6.12	5.76	5.02
27A197		7.20	6.12	5.76	5.02
27A198		7.20	6.12	5.76	5.02
27A199		7.20	6.12	5.76	5.02
27A200		7.20	6.12	5.76	5.02
27A201		7.20	6.12	5.76	5.02
27A202		7.70	6.55	6.16	5.40
27A203		7.70	6.55	6.16	5.40
27A204		7.70	6.55	6.16	5.40
27A205		7.70	6.55	6.16	5.40
27A206		7.70	6.55	6.16	5.40
27A207		7.70	6.55	6.16	5.40
27A208		8.75	7.45	7.00	6.10
27A209		8.75	7.45	7.00	6.10
27A210		8.75	7.45	7.00	6.10
27A211		8.75	7.45	7.00	6.10
27A212		8.75	7.45	7.00	6.10
27A213		8.75	7.45	7.00	6.10
27A214		8.75	7.45	7.00	6.10
27A215		8.75	7.45	7.00	6.10
27A216		8.75	7.45	7.00	6.10
27A217		8.75	7.45	7.00	6.10
27A218		8.75	7.45	7.00	6.10
27A219		8.75	7.45	7.00	6.10
27A220		8.75	7.45	7.00	6.10
27A221		8.75	7.45	7.00	6.10
27A222		8.75	7.45	7.00	6.10
27A223		8.75	7.45	7.00	6.10
27A224		8.75	7.45	7.00	6.10
27A225		8.75	7.45	7.00	6.10
27A226		8.75	7.45	7.00	6.10
27A227		8.75	7.45	7.00	6.10
27A228		7.70	6.55	6.16	5.40
27A229		7.70	6.55	6.16	5.40
27A230		7.70	6.55	6.16	5.40
27A231		7.70	6.55	6.16	5.40
27A232		7.70	6.55	6.16	5.40
27A233		7.20	6.12	5.76	5.02
27A234		7.20	6.12	5.76	5.02
27A235		7.20	6.12	5.76	5.02
27A236		7.20	6.12	5.76	5.02
27A237		7.20	6.12	5.76	5.02
27A238		7.20	6.12	5.76	5.02
27A239		7.20	6.12	5.76	5.02
27A240		7.20	6.12	5.76	5.02
27A241		7.20	6.12	5.76	5.02
27A242		7.20	6.12	5.76	5.02

THORDARSON MEISSNER
INCORPORATED
A Subsidiary of COMPONENTS CORPORATION OF AMERICA

PHONE: 262-5121 (area code 618)
ELECTRONIC CENTER, MT. CARMEL, ILLINOIS 62863

Printed In USA

(DECEMBER 31,1965)

NET PRICE LIST

Form D-166

INDUSTRIAL

PART NO.	LIST	NET and 1 to 4	5 to 49	50 to 99	100 to 499
27A243		7.20	6.12	5.76	5.02
27A244		7.20	6.12	5.76	5.02
27A245		7.20	6.12	5.76	5.02
27A246		7.20	6.12	5.76	5.02
27A247		7.20	6.12	5.76	5.02
27A248		7.20	6.12	5.76	5.02
27A249		7.20	6.12	5.76	5.02
27A250		7.20	6.12	5.76	5.02
27A251		7.20	6.12	5.76	5.02
27A252		7.20	6.12	5.76	5.02
27A253		7.20	6.12	5.76	5.02
27A254		7.20	6.12	5.76	5.02
27A255		7.20	6.12	5.76	5.02
27A256		9.30	8.80	8.45	6.50
27A257		9.30	8.80	8.45	6.50
27A258		9.30	8.80	8.45	6.50
27A259		9.30	8.80	8.45	6.50
27A260		9.30	8.80	8.45	6.50
27A261		9.30	8.80	8.45	6.50
27A262		9.30	8.80	8.45	6.50
27A263		9.30	8.80	8.45	6.50
27A264		9.30	8.80	8.45	6.50
27A265		9.30	8.80	8.45	6.50
27A266		9.30	8.80	8.45	6.50
27A267		9.30	8.80	8.45	6.50
27A269		9.30	8.80	8.45	6.50
27A270		9.30	8.80	8.45	6.50
27A271		9.30	8.80	8.45	6.50
27A272		9.30	8.80	8.45	6.50
27A273		9.30	8.80	8.45	6.50
27A274		9.30	8.80	8.45	6.50
27A275		9.30	8.80	8.45	6.50
27A276		9.30	8.80	8.45	6.50
27A277		9.30	8.80	8.45	6.50
27A278		9.30	8.80	8.45	6.50
27A279		9.30	8.80	8.45	6.50
27A280		9.30	8.80	8.45	6.50
27A281		9.30	8.80	8.45	6.50
27A282		9.30	8.80	8.45	6.50
27A283		9.30	8.80	8.45	6.50
27A284		9.30	8.80	8.45	6.50
27A285		9.30	8.80	8.45	6.50
27A286		9.30	8.80	8.45	6.50
27A287		9.30	8.80	8.45	6.50
27A288		9.30	8.80	8.45	6.50
27A289		9.30	8.80	8.45	6.50
27A290		9.30	8.80	8.45	6.50
27A291		9.30	8.80	8.45	6.50
27A293		9.30	8.80	8.45	6.50
27A294		9.30	8.80	8.45	6.50
27A295		9.30	8.80	8.45	6.50
27A296		9.30	8.80	8.45	6.50
27A297		9.30	8.80	8.45	6.50
27A298		9.30	8.80	8.45	6.50
27A299		9.30	8.80	8.45	6.50
27A300		9.30	8.80	8.45	6.50
27A301		9.30	8.80	8.45	6.50
27A302		9.30	8.80	8.45	6.50
27A303		9.30	8.80	8.45	6.50
27A304		9.30	8.80	8.45	6.50
27A305		9.30	8.80	8.45	6.50
27A306		9.30	8.80	8.45	6.50
27A307		9.30	8.80	8.45	6.50
27A308		9.30	8.80	8.45	6.50
27A309		9.30	8.80	8.45	6.50
27A310		9.30	8.80	8.45	6.50
27A311		7.70	6.55	6.16	5.40
27A312		7.70	6.55	6.16	5.40
27A313		7.70	6.55	6.16	5.40
27A314		7.70	6.55	6.16	5.40
27A315		7.70	6.55	6.16	5.40
27A316		7.70	6.55	6.16	5.40
27A317		7.70	6.55	6.16	5.40
27A318		7.70	6.55	6.16	5.40
27A319		7.70	6.55	6.16	5.40
27A320		7.70	6.55	6.16	5.40
27A321		9.30	8.80	8.45	6.50
27A322		9.30	8.80	8.45	6.50
27A323		9.30	8.80	8.45	6.50
27A324		9.30	8.80	8.45	6.50
27A325		9.30	8.80	8.45	6.50
27A326		9.30	8.80	8.45	6.50
27A327		9.30	8.80	8.45	6.50
27A328		9.30	8.80	8.45	6.50
27A329		9.30	8.80	8.45	6.50
27A330		9.30	8.80	8.45	6.50
27A331		9.30	8.80	8.45	6.50
27A332		9.30	8.80	8.45	6.50
27A333		9.30	8.80	8.45	6.50

INDUSTRIAL

PART NO.	LIST	NET. and 1 to 4	5 to 49	50 to 99	100 to 499
27A334		9.30	8.80	8.45	6.50
27A335		9.30	8.80	8.45	6.50
27A336		9.30	8.80	8.45	6.50
27A337		9.30	8.80	8.45	6.50
27A338		9.30	8.80	8.45	6.50
27A339		9.30	8.80	8.45	6.50
27A340		9.30	8.80	8.45	6.50
27A341		9.30	8.80	8.45	6.50
27A342		9.30	8.80	8.45	6.50
27A343		9.30	8.80	8.45	6.50
27A344		9.30	8.80	8.45	6.50
27A345		7.20	6.12	5.76	5.02
27A346		7.20	6.12	5.76	5.02
27A347		7.20	6.12	5.76	5.02
27A348		7.20	6.12	5.76	5.02
27A349		7.20	6.12	5.76	5.02
27A350		7.20	6.12	5.76	5.02
27A351		7.20	6.12	5.76	5.02
ART 1	7.20	4.30			
ART 2	7.20	4.30			
ART 3	7.20	4.30			
ART 4	7.20	4.30			
ART 5	7.20	4.30			
ART 6	7.20	4.30			
ART 7	7.20	4.30			
ART 8	7.20	4.30			
ART 9	7.20	4.30			

C

PART NO.	LIST	NET and 1 to 4	5 to 49	50 to 99	100 to 499
20C00	6.50	3.90	3.30	3.10	2.86
20C01	11.00	6.60	5.60	5.28	4.84
20C02	15.00	9.00	7.65	7.20	6.60
20C03	15.00	9.00	7.65	7.20	6.60
20C04	5.00	3.00	2.55	2.40	2.20
20C05	5.00	3.00	2.55	2.40	2.20
20C06	5.00	3.00	2.55	2.40	2.20
20C07	5.00	3.00	2.55	2.40	2.20
20C08	5.00	3.00	2.55	2.40	2.20
20C09	5.75	3.45	2.93	2.76	2.41
20C10	11.00	6.60	5.60	5.28	4.84
20C11	7.50	4.50	4.00	3.80	3.30
20C12	6.50	3.90	3.30	3.10	2.86
20C13	6.50	3.90	3.30	3.10	2.86
20C14	6.50	3.90	3.30	3.10	2.86
20C15	11.00	6.60	5.60	5.28	4.84
20C16	6.50	3.90	3.30	3.10	2.86
20C17	20.00	12.00	10.20	9.60	8.36
20C18	20.00	12.00	10.20	9.60	8.36
20C19	11.00	6.60	5.60	5.28	4.84
20C20	20.00	12.00	10.20	9.60	8.36
20C21	6.50	3.90	3.30	3.10	2.86
20C22	22.00	13.20	11.20	10.60	9.70
20C23	34.00	20.40	17.50	16.50	14.30
20C24	75.00	45.00	38.25	36.00	33.00
20C25	13.00	7.80	6.43	6.04	5.72
20C26	20.00	12.00	10.20	9.60	8.36
20C27	22.00	13.20	11.20	10.60	9.70
20C28	75.00	45.00	38.25	36.00	33.00
20C29	7.50	4.50	4.00	3.80	3.30
20C30	13.00	7.80	6.43	6.04	5.72
20C31	20.00	12.00	10.20	9.60	8.36
20C32	20.00	12.00	10.20	9.60	8.36
20C33	22.00	13.20	11.20	10.60	9.70
20C34	100.00	60.00	51.00	48.00	41.80
20C35	3.00	1.80	1.53	1.44	1.32
20C36	3.00	1.80	1.53	1.44	1.32
20C37	3.40	2.04	1.75	1.65	1.43
20C38	5.00	3.00	2.55	2.40	2.20
20C39	6.50	3.90	3.30	3.10	2.86
20C40	6.50	3.90	3.30	3.10	2.86
20C41	65.00	39.00	33.00	31.00	28.60
20C42	10.00	6.00	5.10	4.80	4.40
20C43	5.00	3.00	2.55	2.40	2.20
20C44	11.00	6.60	5.60	5.28	4.84
20C45	4.25	2.55	2.17	2.04	1.87
20C46	7.50	4.50	4.00	3.80	3.30
20C47	3.00	1.80	1.53	1.44	1.32
20C48	4.25	2.55	2.17	2.04	1.87
20C49	6.50	3.90	3.30	3.10	2.86
20C50	5.75	3.45	2.93	2.76	2.41
20C51	3.00	1.80	1.53	1.44	1.32
20C52	3.00	1.80	1.53	1.44	1.32
20C53	4.50	2.70	2.30	2.16	1.98
20C54	6.75	4.05	3.44	3.24	2.97

INDUSTRIAL

PART NO.	LIST	NET and 1 to 4	5 to 49	50 to 99	100 to 499
20C54P	6.75	4.05	3.44	3.24	2.97
20C55	15.00	9.00	7.65	7.20	6.60
20C55P	6.75	4.05	3.44	3.24	2.97
20C56	30.00	18.00	15.30	14.40	13.20
20C56P	30.00	18.00	15.30	14.40	13.20
20C57	100.00	60.00	51.00	48.00	44.00
20C58	11.00	6.60	5.60	5.28	4.84
20C59	3.00	1.80	1.53	1.44	1.32
20C60	42.50	25.50	21.70	20.40	18.70
20C61	30.00	18.00	15.30	14.40	13.20
20C62	6.75	4.05	3.44	3.24	2.97
20C63	3.00	1.80	1.53	1.44	1.32
20C64	4.50	2.70	2.30	2.16	1.98
20C65	4.50	2.70	2.30	2.16	1.98
20C66	4.25	2.55	2.17	2.04	1.87
20C67	6.75	4.05	3.44	3.24	2.97
20C68	6.25	3.75	3.20	3.00	2.75
20C69	22.00	13.20	11.20	10.60	9.70
20C70	11.00	6.60	5.60	5.28	4.84
20C71	7.50	4.50	4.00	3.80	3.30
20C72	20.00	12.00	10.20	9.60	8.36
20C73	42.50	25.50	21.70	20.40	18.70
20C74	11.00	6.60	5.60	5.28	4.84
20C75	6.75	4.05	3.44	3.24	2.97
20C76	6.75	4.05	3.44	3.24	2.97
20C77	15.00	9.00	7.65	7.20	6.60
20C78	9.00	5.40	4.59	4.32	3.96
20C79	15.00	9.00	7.65	7.20	6.60
20C80	30.00	18.00	15.30	14.40	13.20
20C81	6.00	3.60	3.00	2.80	2.64
20C82	3.00	1.80	1.53	1.44	1.32
20C83	3.00	1.80	1.53	1.44	1.32
20C84	3.00	1.80	1.53	1.44	1.32
20C85	4.00	2.40	2.04	1.92	1.76
20C86	6.50	3.90	3.30	3.10	2.86
20C87	9.00	5.40	4.59	4.32	3.96
20C88	10.00	6.00	5.10	4.80	4.40
20C89	10.00	6.00	5.10	4.80	4.40
20C90	10.00	6.00	5.10	4.80	4.40
20C91	10.00	6.00	5.10	4.80	4.40
20C92	10.00	6.00	5.10	4.80	4.40
20C93	10.00	6.00	5.10	4.80	4.40
20C94	10.00	6.00	5.10	4.80	4.40
20C95	30.00	18.00	15.30	14.40	13.20
20C96	10.00	6.00	5.10	4.80	4.40
20C97	15.00	9.00	7.65	7.20	6.60
20C98	15.00	9.00	7.65	7.20	6.60
20C99	21.00	12.60	10.70	10.08	9.24
20C100	21.00	12.60	10.70	10.08	9.24
20C102	3.00	1.80	1.53	1.44	1.32
20C103	21.00	12.60	10.70	10.08	9.24
20C105	11.00	6.60	5.60	5.28	4.84
20C106	21.00	12.60	10.70	10.08	9.24
20C107	21.00	12.60	10.70	10.08	9.24
20C108	10.00	6.00	5.10	4.80	4.40
20C109	11.00	6.60	5.60	5.28	4.84
20C110	21.00	12.60	10.70	10.08	9.24
20C111	15.00	9.00	7.65	7.20	6.60
20C112	21.00	12.60	10.70	10.08	9.24
20C113	9.00	5.40	4.59	4.32	3.96
20C114	9.00	5.40	4.59	4.32	3.96
20C116	9.00	5.40	4.59	4.32	3.96
20C117	10.00	6.00	5.10	4.80	4.40
20C120	10.00	6.00	5.10	4.80	4.40
20C123	10.00	6.00	5.10	4.80	4.40
20C124	10.00	6.00	5.10	4.80	4.40
20C125	10.00	6.00	5.10	4.80	4.40
20C126	10.00	6.00	5.10	4.80	4.40
20C127	50.00	30.00	25.50	24.00	22.00
20C129	50.00	30.00	25.50	24.00	22.00
20C130	50.00	30.00	25.50	24.00	22.00
20C131	50.00	30.00	25.50	24.00	22.00
20C132	21.00	12.60	10.70	10.08	9.24
20C133	21.00	12.60	10.70	10.08	9.24
20C134	21.00	12.60	10.70	10.08	9.24
20C135	21.00	12.60	10.70	10.08	9.24
20C136	10.00	6.00	5.10	4.80	4.40
20C137	10.00	6.00	5.10	4.80	4.40
20C138	10.00	6.00	5.10	4.80	4.40
20C139	100.00	60.00	51.00	48.00	44.00
20C140	10.00	6.00	5.10	4.80	4.40
20C141	10.00	6.00	5.10	4.80	4.40
20C142	15.00	9.00	7.65	7.20	6.60
20C143	50.00	30.00	25.50	24.00	22.00
20C144	100.00	60.00	51.00	48.00	44.00
20C145	100.00	60.00	51.00	48.00	44.00
20C146	210.00	126.00	107.00	100.80	92.40
20C147	15.00	9.00	7.65	7.20	6.60
20C148	65.00	39.00	33.00	31.00	28.60

THORDARSON MEISSNER
INCORPORATED
A Subsidiary of COMPONENTS CORPORATION OF AMERICA.

PHONE: 262-5121 (area code 618)
ELECTRONIC CENTER, MT. CARMEL, ILLINOIS 62863

Printed In USA

(DECEMBER 31, 1965)

NET PRICE LIST

Form D-166

INDUSTRIAL

PART NO.	LIST	NET and 1 to 4	5 to 49	50 to 99	100 to 499
20C150	65.00	39.00	33.00	31.00	28.60
20C151	50.00	30.00	25.50	24.00	22.00
20C152	20.00	12.00	10.20	9.60	8.36
20C153	500.00	300.00	255.00	240.00	220.00
20C154	65.00	39.00	33.00	31.00	28.60
20C155	50.00	30.00	25.50	24.00	22.00
20C157	50.00	30.00	25.50	24.00	22.00
20C158	20.00	12.00	10.20	9.60	8.36
20C159	20.00	12.00	10.20	9.60	8.36
20C160	50.00	30.00	25.50	24.00	22.00
20C161	5.00	3.00	2.55	2.40	2.20
20C162	100.00	60.00	51.00	48.00	44.00
20C163	100.00	60.00	51.00	48.00	44.00
20C164	50.00	30.00	25.50	24.00	22.00
20C165	20.00	12.00	10.20	9.60	8.36
20C166	5.00	3.00	2.55	2.40	2.20
20C167	10.00	6.00	5.10	4.80	4.40
25C01		6.00	5.10	4.80	4.40
25C02		6.00	5.10	4.80	4.40
25C03		6.00	5.10	4.80	4.40
25C04		6.00	5.10	4.80	4.40
25C05		6.00	5.10	4.80	4.40
25C06		10.50	8.92	8.40	7.70
25C07		6.00	5.10	4.80	4.40
25C08		6.00	5.10	4.80	4.40
25C09		6.00	5.10	4.80	4.40
25C10		10.50	8.92	8.40	7.70
25C25		6.00	5.10	4.80	4.40
25C26		3.90	3.32	3.12	2.86
25C27		12.00	10.20	9.60	8.36
25C28		6.00	5.10	4.80	4.40
25C29		4.05	3.44	3.24	2.97
25C30		6.00	5.10	4.80	4.40
25C31		12.00	10.20	9.60	8.36
25C32		12.00	10.20	9.60	8.36
25C33		12.00	10.20	9.60	8.36
25C34		12.00	10.20	9.60	8.36
25C35		12.00	10.20	9.60	8.36
25C36		12.00	10.20	9.60	8.36
25C37		15.00	12.75	12.00	11.00
25C38		12.00	10.20	9.60	8.36
25C39		12.00	10.20	9.60	8.36
25C40		75.00	63.80	60.00	55.00
25C41		75.00	63.80	60.00	55.00
25C42		240.00	204.00	192.00	167.20
25C43		12.00	10.20	9.60	8.36
25C44		120.00	102.00	96.00	83.60
25C45		120.00	102.00	96.00	83.60
25C46		120.00	102.00	96.00	83.60
25C47		120.00	102.00	96.00	83.60
25C48		120.00	102.00	96.00	83.60
25C49		3.00	2.55	2.40	2.20
25C50		3.00	2.55	2.40	2.20
25C51		12.00	10.20	9.60	8.36
25C52		6.00	5.10	4.80	4.40
25C53		8.10	6.88	6.48	5.64
25C54		8.10	6.88	6.48	5.64
25C55		8.10	6.88	6.48	5.64
25C56		8.10	6.88	6.48	5.64
25C57		8.10	6.88	6.48	5.64
25C58		8.10	6.88	6.48	5.64
25C59		10.50	8.92	8.40	7.70
25C60		8.10	6.88	6.48	5.64
25C61		8.10	6.88	6.48	5.64
25C62		6.30	5.36	5.04	4.39
25C63		6.30	5.36	5.04	4.39
25C64		6.75	5.73	5.40	4.70
25C65		8.10	6.88	6.48	5.64
25C66		12.00	10.20	9.60	8.36
25C67		13.50	11.47	10.80	9.40
25C68		24.00	20.40	19.20	16.72
25C69		8.10	6.88	6.48	5.64
25C70		12.00	10.20	9.60	8.36
25C71		13.50	11.47	10.80	9.40
25C72		24.00	20.40	19.20	16.72
25C73		12.00	10.20	9.60	8.36
25C74		4.05	3.44	3.24	2.82
25C75		75.00	63.80	60.00	55.00
25C76		48.00	40.80	38.40	33.40
25C77		48.00	40.80	38.40	33.40
25C78		12.00	10.20	9.60	8.36
25C79		13.50	11.47	10.80	9.40
25C80		4.05	3.44	3.24	2.82
25C81		4.05	3.44	3.24	2.82
25C82		4.05	3.44	3.24	2.82
25C83		4.05	3.44	3.24	2.82
25C84		6.00	5.10	4.80	4.40

INDUSTRIAL

PART NO.	LIST	NET and 1 to 4	5 to 49	50 to 99	100 to 499
25C85		6.00	5.10	4.80	4.40
25C86		6.00	5.10	4.80	4.40
25C87		6.00	5.10	4.80	4.40
25C88		6.00	5.10	4.80	4.40
25C89		8.10	6.88	6.48	5.64
25C90		8.10	6.88	6.48	5.64
25C91		12.00	10.20	9.60	8.36
25C92		6.00	5.10	4.80	4.40
25C93		12.00	10.20	9.60	8.36
25C94		13.50	11.47	10.80	9.40
25C95		13.50	11.47	10.80	9.40
25C96		4.05	3.44	3.24	2.82
25C97		5.40	4.59	4.32	3.76
25C98		6.75	5.74	5.40	4.68
26C40	2.75	1.50	1.28	1.20	1.10
26C41	3.00	1.80	1.53	1.44	1.32
26C42	3.00	1.80	1.53	1.44	1.32
26C43	4.00	2.40	2.04	1.92	1.76
26C44	5.00	3.00	2.55	2.40	2.20
26C45	16.50	9.90	8.42	7.92	7.26
26C76	5.00	3.00	2.55	2.40	2.20
26C77	3.00	1.80	1.53	1.44	1.32
26C78	6.00	3.60	3.06	2.88	2.64
26C79	4.00	2.40	2.04	1.92	1.76
26C80	4.00	2.40	2.04	1.92	1.76
26C81	5.00	3.00	2.55	2.40	2.20
26C82	2.75	1.50	1.28	1.20	1.10
26C83	6.00	3.60	3.06	2.88	2.64
26C84	6.00	3.60	3.06	2.88	2.64
26C85	6.00	3.60	3.06	2.88	2.64
26C86	6.00	3.60	3.06	2.88	2.64
26C87	4.00	2.40	2.04	1.92	1.76
26C88	4.00	2.40	2.04	1.92	1.76
26C89	3.00	1.80	1.53	1.44	1.32
26C90	16.50	9.90	8.42	7.92	7.26
26C91	6.00	3.60	3.06	2.88	2.64
26C92	6.00	3.60	3.06	2.88	2.64
26C93	6.00	3.60	3.06	2.88	2.64
26C94	6.00	3.60	3.06	2.88	2.64
26C95	16.50	9.90	8.42	7.92	7.26
27C01		12.00	10.20	9.60	8.36
27C02		13.50	11.47	10.80	9.40
27C03		30.00	25.50	24.00	22.00
27C04		18.00	15.30	14.40	13.20
27C05		30.00	25.50	24.00	22.00
27C06		36.00	30.60	28.80	26.40
27C07		36.00	30.60	28.80	26.40
27C08		36.00	30.60	28.80	26.40
27C09		48.00	40.80	38.40	33.44
27C10		75.00	63.75	60.00	55.00
27C11		13.50	11.47	10.80	9.40
27C12		6.00	5.10	4.80	4.40
27C13		6.00	5.10	4.80	4.40
27C14		6.00	5.10	4.80	4.40
27C15		6.00	5.10	4.80	4.40
27C16		12.00	10.20	9.60	8.36
27C17		6.00	5.10	4.80	4.40
27C18		30.00	25.50	24.00	22.00
27C19		13.50	11.47	10.80	9.40
27C20		12.00	10.20	9.60	8.36
27C21		13.50	11.47	10.80	9.40
27C22		13.50	11.47	10.80	9.40
27C23		12.00	10.20	9.60	8.36
27C24		18.00	15.30	14.40	13.20
27C25		18.00	15.30	14.40	13.20
27C26		18.00	15.30	14.40	13.20
27C27		18.00	15.30	14.40	13.20
27C28		12.00	10.20	9.60	8.36
27C29		12.00	10.20	9.60	8.36
27C30		18.00	15.30	14.40	13.20
27C31		12.00	10.20	9.60	8.36
27C32		12.00	10.20	9.60	8.36
27C33		12.00	10.20	9.60	8.36
27C34		12.00	10.20	9.60	8.36
27C35		18.00	15.30	14.40	13.20
27C36		36.00	30.60	28.80	26.40
27C37		6.00	5.10	4.80	4.40
27C38		6.00	5.10	4.80	4.40
27C39		6.00	5.10	4.80	4.40
27C40		6.00	5.10	4.80	4.40
27C41		6.00	5.10	4.80	4.40
27C42		6.00	5.10	4.80	4.40
27C43		6.00	5.10	4.80	4.40
27C44		10.20	8.67	8.16	7.48
27C45		6.00	5.10	4.80	4.40

INDUSTRIAL

PART NO.	LIST	NET and 1 to 4	5 to 49	50 to 99	100 to 499
27C46		6.00	5.10	4.80	4.40
27C47		8.10	6.88	6.48	5.94
27C48		8.10	6.88	6.48	5.94
27C49		18.00	15.30	14.40	13.20
27C50		21.60	18.36	17.28	15.05
27C51		24.30	20.65	19.44	16.93
27C52		30.00	25.50	24.00	22.00
27C53		6.00	5.10	4.80	4.40
27C54		8.10	6.88	6.48	5.94
27C55		8.10	6.88	6.48	5.94
27C56		10.20	8.67	8.16	7.48
27C57		13.50	11.47	10.80	9.40
27C58		12.00	10.20	9.60	8.36
27C59		21.60	18.36	17.28	15.05
27C60		8.10	6.88	6.48	5.94
27C61		10.20	8.67	8.16	7.48
27C62		6.00	5.10	4.80	4.40
27C63		8.10	6.88	6.48	5.94
27C64		6.00	5.10	4.80	4.40
27C65		8.10	6.88	6.48	5.94
27C66		6.00	5.10	4.80	4.40
27C67		12.00	10.20	9.60	8.36
27C68		12.00	10.20	9.60	8.36
27C70		9.30	7.90	7.44	6.82
27C71		9.30	7.90	7.44	6.82
27C72		9.30	7.90	7.44	6.82
27C73		9.30	7.90	7.44	6.82
27C74		18.00	15.30	14.40	13.20
27C75		13.50	11.47	10.80	9.40
27C76		18.00	15.30	14.40	13.20
27C79		6.00	5.10	4.80	4.40
27C80		6.00	5.10	4.80	4.40
27C81		6.00	5.10	4.80	4.40
27C82		6.00	5.10	4.80	4.40
27C83		6.00	5.10	4.80	4.40
27C84		6.00	5.10	4.80	4.40
27C85		13.50	11.47	10.80	9.40
27C86		13.50	11.47	10.80	9.40
27C87		9.30	7.90	7.44	6.82
27C88		9.30	7.90	7.44	6.82
27C89		9.30	7.90	7.44	6.82
27C90		9.30	7.90	7.44	6.82
27C91		13.50	11.47	10.80	9.40
27C92		13.50	11.47	10.80	9.40
27C93		13.50	11.47	10.80	9.40
27C94		13.50	11.47	10.80	9.40
27C95		13.50	11.47	10.80	9.40
27C96		13.50	11.47	10.80	9.40
27C97		18.00	15.30	14.40	13.20
27C98		18.00	15.30	14.40	13.20
27C99		18.00	15.30	14.40	13.20
27C100		13.50	11.47	10.80	9.40
27C101		13.50	11.47	10.80	9.40
27C102		13.50	11.47	10.80	9.40
27C103		13.50	11.47	10.80	9.40
27C104		13.50	11.47	10.80	9.40
27C105		13.50	11.47	10.80	9.40
27C106		8.10	6.88	6.48	5.94
27C107		8.10	6.88	6.48	5.94
27C108		8.10	6.88	6.48	5.94
27C109		12.00	10.20	9.60	8.36
27C110		12.00	10.20	9.60	8.36
27C111		30.00	25.50	24.00	22.00
27C112		36.00	30.60	28.80	26.40
27C113		30.00	25.50	24.00	22.00
27C114		30.00	25.50	24.00	22.00
27C115		30.00	25.50	24.00	22.00
27C116		30.00	25.50	24.00	22.00
27C117		30.00	25.50	24.00	22.00
27C118		30.00	25.50	24.00	22.00
27C119		30.00	25.50	24.00	22.00
27C120		30.00	25.50	24.00	22.00
27C121		30.00	25.50	24.00	22.00
27C122		30.00	25.50	24.00	22.00
27C123		18.00	15.30	14.40	13.20
27C124		15.00	12.75	12.00	11.00
27C125		30.00	25.50	24.00	22.00
27C126		30.00	25.50	24.00	22.00
27C127		30.00	25.50	24.00	22.00
27C128		15.00	12.75	12.00	11.00
27C129		30.00	25.50	24.00	22.00
27C130		30.00	25.50	24.00	22.00
27C131		30.00	25.50	24.00	22.00
27C133		30.00	25.50	24.00	22.00
27C134		36.00	30.60	28.80	26.40
27C135		36.00	30.60	28.80	26.40
27C136		36.00	30.60	28.80	26.40
27C137		36.00	30.60	28.80	26.40
27C138		36.00	30.60	28.80	26.40

THORDARSON MEISSNER
INCORPORATED
A Subsidiary of COMPONENTS CORPORATION OF AMERICA

PHONE: 262-5121 (area code 618)
ELECTRONIC CENTER, MT. CARMEL, ILLINOIS 62863

Printed In USA

(DECEMBER 31,1965)

TM THORDARSON MEISSNER

NET PRICE LIST

TM THORDARSON MEISSNER

Form D-166

INDUSTRIAL

PART NO.	LIST	NET and 1 to 4	5 to 49	50 to 99	100 to 499
27C139		36.00	30.60	28.80	26.40
27C140		150.00	127.50	120.00	110.00
27C141		36.00	30.60	28.80	26.40
27C142		36.00	30.60	28.80	26.40
27C143		36.00	30.60	28.80	26.40
27C144		36.00	30.60	28.80	26.40
27C145		36.00	30.60	28.80	26.40
27C146		36.00	30.60	28.80	26.40
27C147		36.00	30.60	28.80	26.40
27C148		150.00	127.50	120.00	110.00
27C149		36.00	30.60	28.80	26.40
27C150		36.00	30.60	28.80	26.40
27C151		36.00	30.60	28.80	26.40
27C152		36.00	30.60	28.80	26.40
27C153		8.25	7.01	6.60	6.05
27C154		5.25	4.46	4.20	3.66
27C155		150.00	127.50	120.00	110.00
27C156		30.00	25.50	24.00	22.00
27C157		30.00	25.50	24.00	22.00
27C158		36.00	30.60	28.80	26.40
27C159		30.00	25.50	24.00	22.00
27C160		36.00	30.60	28.80	26.40
27C161		30.00	25.50	24.00	22.00
27C162		30.00	25.50	24.00	22.00
27C163		36.00	30.60	28.80	26.40
27C164		30.00	25.50	24.00	22.00
27C165		67.50	57.30	54.00	47.00
27C166		150.00	127.50	120.00	110.00
27C167		67.50	57.30	54.00	47.00
27C168		67.50	57.30	54.00	47.00
27C169		67.50	57.30	54.00	47.00
27C170		30.00	25.50	24.00	22.00
27C171		67.50	57.30	54.00	47.00
27C172		30.00	25.50	24.00	22.00
27C173		30.00	25.50	24.00	22.00
27C174		45.00	38.70	36.00	33.30
27C175		18.00	15.30	14.40	13.20
27C176		67.50	57.30	54.00	47.00
27C178		67.50	57.30	54.00	47.00
27C179		67.50	57.30	54.00	47.00
27C180		8.10	6.88	6.48	5.65
27C181		8.10	6.88	6.48	5.65
27C182		8.10	6.88	6.48	5.65
27C183		8.10	6.88	6.48	5.65
27C184		8.10	6.88	6.48	5.65
27C185		8.10	6.88	6.48	5.65
27C186		9.00	7.65	7.20	6.27
27C187		9.00	7.65	7.20	6.27
27C188		9.00	7.65	7.20	6.27
27C189		10.05	8.54	8.04	7.00
27C190		10.05	8.54	8.04	7.00
27C191		10.05	8.54	8.04	7.00
27C192		10.05	8.54	8.04	7.00
27C193		10.05	8.54	8.04	7.00
27C194		10.05	8.54	8.04	7.00
27C195		10.05	8.54	8.04	7.00
27C196		10.05	8.54	8.04	7.00
27C197		11.70	9.95	9.36	8.16
27C198		11.70	9.95	9.36	8.16
27C199		11.70	9.95	9.36	8.16
27C200		11.70	9.95	9.36	8.16
27C201		13.50	11.46	10.80	9.41
27C202		13.50	11.46	10.80	9.41
27C203		6.00	5.10	4.80	4.18
27C204		6.00	5.10	4.80	4.18
27C205		6.00	5.10	4.80	4.18
27C206		6.00	5.10	4.80	4.18
27C207		6.00	5.10	4.80	4.18
27C208		6.00	5.10	4.80	4.18
27C209		6.00	5.10	4.80	4.18
27C210		6.00	5.10	4.80	4.18
27C211		6.00	5.10	4.80	4.18
27C212		6.00	5.10	4.80	4.18
27C213		6.00	5.10	4.80	4.18
27C214		6.75	5.74	5.40	4.70
27C215		6.75	5.74	5.40	4.70
27C216		6.75	5.74	5.40	4.70
27C217		6.75	5.74	5.40	4.70
27C218		6.75	5.74	5.40	4.70
27C219		6.75	5.74	5.40	4.70
27C220		6.75	5.74	5.40	4.70
27C221		8.10	6.88	6.48	5.64
27C222		8.10	6.88	6.48	5.64
27C223		8.10	6.88	6.48	5.64
27C224		10.80	9.17	8.63	7.51
27C225		27.00	22.95	21.60	18.80
27C226		27.00	22.95	21.60	18.80
27C227		27.00	22.95	21.60	18.80
27C228		27.00	22.95	21.60	18.80

INDUSTRIAL

PART NO.	LIST	NET and 1 to 4	5 to 49	50 to 99	100 to 499
27C229		30.00	25.50	24.00	21.00
27C230		30.00	25.50	24.00	21.00
27C231		6.00	5.10	4.80	4.18
27C232		6.75	5.74	5.40	4.70
27C233		27.00	22.95	21.60	18.80
27C234		6.75	5.74	5.40	4.70
27C235		81.00	68.80	64.80	56.40
27C236		8.10	6.88	6.48	5.64
27C237		8.10	6.88	6.48	5.64
27C238		8.10	6.88	6.48	5.64
27C239		8.10	6.88	6.48	5.64
27C240		8.10	6.88	6.48	5.64
27C241		8.10	6.88	6.48	5.64
27C242		8.10	6.88	6.48	5.64
27C243		8.10	6.88	6.48	5.64
27C244		8.10	6.88	6.48	5.64
27C245		8.90	7.57	7.12	6.26
27C246		8.10	6.88	6.48	5.64
27C247		8.10	6.88	6.48	5.64
27C248		8.10	6.88	6.48	5.64
27C249		8.10	6.88	6.48	5.64
27C250		8.10	6.88	6.48	5.64
27C251		8.10	6.88	6.48	5.64
27C252		8.10	6.88	6.48	5.64
27C253		8.10	6.88	6.48	5.64
27C254		8.10	6.88	6.48	5.64
27C257		8.10	6.88	6.48	5.64
27C258		8.10	6.88	6.48	5.64
27C259		8.10	6.88	6.48	5.64
27C260		8.10	6.88	6.48	5.64
27C261		8.10	6.88	6.48	5.64
27C262		8.10	6.88	6.48	5.64
27C263		8.10	6.88	6.48	5.64
27C264		8.10	6.88	6.48	5.64
27C265		6.00	5.10	4.80	4.18
27C266		6.00	5.10	4.80	4.18
27C267		6.00	5.10	4.80	4.18
27C268		6.00	5.10	4.80	4.18
27C269		6.00	5.10	4.80	4.18
27C270		6.00	5.10	4.80	4.18
27C271		6.00	5.10	4.80	4.18
27C272		6.00	5.10	4.80	4.18
27C273		6.00	5.10	4.80	4.18
27C274		30.00	25.50	24.00	21.00
27C275		6.00	5.10	4.80	4.18
27C276		6.00	5.10	4.80	4.18
27C287		10.80	9.18	8.56	7.52
27C288		10.80	9.18	8.56	7.52
27C289		10.80	9.18	8.56	7.52
27C290		10.80	9.18	8.56	7.52
27C291		10.80	9.18	8.56	7.52
27C292		10.80	9.18	8.56	7.52
27C293		11.60	9.86	9.28	8.10
27C294		11.60	9.86	9.28	8.10
27C295		11.60	9.86	9.28	8.10
27C296		11.60	9.86	9.28	8.10
27C297		14.30	12.16	11.45	10.03
27C298		14.30	12.16	11.45	10.03
27C300		30.00	25.50	24.00	21.00
27C301		30.00	25.50	24.00	21.00
27C302		30.00	25.50	24.00	21.00
27C303		30.00	25.50	24.00	21.00
27C304		30.00	25.50	24.00	21.00
27C305		30.00	25.50	24.00	21.00
27C306		30.00	25.50	24.00	21.00
27C307		30.00	25.50	24.00	21.00
27C308		30.00	25.50	24.00	21.00
27C309		30.00	25.50	24.00	21.00
27C310		30.00	25.50	24.00	21.00
27C311		30.00	25.50	24.00	21.00
27C312		30.00	25.50	24.00	21.00
27C313		36.00	30.60	28.80	26.40
27C314		36.00	30.60	28.80	26.40
27C315		36.00	30.60	28.80	26.40
27C316		30.00	25.50	24.00	21.00
27C317		30.00	25.50	24.00	21.00
27C318		30.00	25.50	24.00	21.00
27C319		30.00	25.50	24.00	21.00
27C320		30.00	25.50	24.00	21.00
27C321		30.00	25.50	24.00	21.00
27C322		30.00	25.50	24.00	21.00
27C323		30.00	25.50	24.00	21.00
27C324		30.00	25.50	24.00	21.00
27C325		30.00	25.50	24.00	21.00
27C326		30.00	25.50	24.00	21.00
27C327		30.00	25.50	24.00	21.00
27C328		30.00	25.50	24.00	21.00
27C329		30.00	25.50	24.00	21.00
27C330		30.00	25.50	24.00	21.00

INDUSTRIAL

PART NO.	LIST	NET and 1 to 4	5 to 49	50 to 99	100 to 499
27C331		30.00	25.50	24.00	21.00
27C332		30.00	25.50	24.00	21.00
27C333		30.00	25.50	24.00	21.00
27C334		30.00	25.50	24.00	21.00
27C335		30.00	25.50	24.00	21.00
27C336		30.00	25.50	24.00	21.00
27C337		30.00	25.50	24.00	21.00
27C338		36.00	30.60	28.80	26.40
27C339		36.00	30.60	28.80	26.40
27C340		36.00	30.60	28.80	26.40
27C341		30.00	25.50	24.00	21.00
27C342		30.00	25.50	24.00	21.00
27C343		30.00	25.50	24.00	21.00
27C344		30.00	25.50	24.00	21.00
27C345		30.00	25.50	24.00	21.00
27C346		30.00	25.50	24.00	21.00
27C347		30.00	25.50	24.00	21.00
27C348		30.00	25.50	24.00	21.00
27C349		30.00	25.50	24.00	21.00
27C350		30.00	25.50	24.00	21.00
27C351		30.00	25.50	24.00	21.00
27C352		30.00	25.50	24.00	21.00
27C353		30.00	25.50	24.00	21.00
27C354		30.00	25.50	24.00	21.00
27C355		30.00	25.50	24.00	21.00
27C356		30.00	25.50	24.00	21.00
27C357		30.00	25.50	24.00	21.00
27C358		30.00	25.50	24.00	21.00
27C359		30.00	25.50	24.00	21.00
27C360		30.00	25.50	24.00	21.00
27C361		30.00	25.50	24.00	21.00
27C362		30.00	25.50	24.00	21.00
27C363		36.00	30.60	28.80	26.40
27C364		36.00	30.60	28.80	26.40
27C365		36.00	30.60	28.80	26.40
27C366		36.00	30.60	28.80	26.40
27C367		36.00	30.60	28.80	26.40
27C368		36.00	30.60	28.80	26.40
27C369		36.00	30.60	28.80	26.40
27C370		36.00	30.60	28.80	26.40
27C371		36.00	30.60	28.80	26.40
27C372		36.00	30.60	28.80	26.40
27C373		36.00	30.60	28.80	26.40
27C374		36.00	30.60	28.80	26.40
27C375		36.00	30.60	28.80	26.40
27C376		36.00	30.60	28.80	26.40
27C377		36.00	30.60	28.80	26.40
27C378		36.00	30.60	28.80	26.40
27C379		36.00	30.60	28.80	26.40
27C380		36.00	30.60	28.80	26.40
27C381		36.00	30.60	28.80	26.40
27C382		36.00	30.60	28.80	26.40
27C383		36.00	30.60	28.80	26.40
27C384		36.00	30.60	28.80	26.40
27C385		36.00	30.60	28.80	26.40
27C386		36.00	30.60	28.80	26.40
27C387		30.00	25.50	24.00	21.00
27C388		30.00	25.50	24.00	21.00
27C389		30.00	25.50	24.00	21.00
27C390		30.00	25.50	24.00	21.00
27C391		30.00	25.50	24.00	21.00
27C392		30.00	25.50	24.00	21.00
27C393		30.00	25.50	24.00	21.00
27C394		24.30	20.66	19.45	16.93
27C395		24.30	20.66	19.45	16.93
27C396		24.30	20.66	19.45	16.93
27C397		24.30	20.66	19.45	16.93
27C398		24.30	20.66	19.45	16.93
27C399		24.30	20.66	19.45	16.93
27C400		24.30	20.66	19.45	16.93
27C401		24.30	20.66	19.45	16.93
27C402		24.30	20.66	19.45	16.93
27C403		24.30	20.66	19.45	16.93
27C404		24.30	20.66	19.45	16.93
27C405		24.30	20.66	19.45	16.93
27C406		24.30	20.66	19.45	16.93
27C407		24.30	20.66	19.45	16.93
27C408		24.30	20.66	19.45	16.93
27C409		24.30	20.66	19.45	16.93
27C410		30.00	25.50	24.00	21.00
27C411		30.00	25.50	24.00	21.00
27C412		30.00	25.50	24.00	21.00
27C413		30.00	25.50	24.00	21.00
27C414		54.00	45.90	43.20	37.62
27C415		30.00	25.50	24.00	21.00
27C416		30.00	25.50	24.00	21.00
27C417		30.00	25.50	24.00	21.00
27C418		30.00	25.50	24.00	21.00
27C419		30.00	25.50	24.00	21.00

THORDARSON MEISSNER
INCORPORATED
A Subsidiary of COMPONENTS CORPORATION OF AMERICA

PHONE: 262-5121 (area code 618)
ELECTRONIC CENTER, MT. CARMEL, ILLINOIS 62863

Printed In USA

(DECEMBER 31, 1965)

NET PRICE LIST

Form D-166

THORDARSON MEISSNER

INDUSTRIAL

PART NO.	LIST	NET and 1 to 4	5 to 49	50 to 99	100 to 499
27C420		30.00	25.50	24.00	21.00
27C421		36.00	30.60	28.80	26.40
27C422		36.00	30.60	28.80	26.40
27C423		36.00	30.60	28.80	26.40
27C424		36.00	30.60	28.80	26.40
27C425		36.00	30.60	28.80	26.40
27C426		36.00	30.60	28.80	26.40
27C427		36.00	30.60	28.80	26.40
27C428		36.00	30.60	28.80	26.40
27C429		36.00	30.60	28.80	26.40
27C430		36.00	30.60	28.80	26.40
27C431		36.00	30.60	28.80	26.40
27C432		36.00	30.60	28.80	26.40
27C433		36.00	30.60	28.80	26.40
27C435		36.00	30.60	28.80	26.40
27C436		36.00	30.60	28.80	26.40
27C437		36.00	30.60	28.80	26.40
27C438		36.00	30.60	28.80	26.40
27C439		36.00	30.60	28.80	26.40
27C440		36.00	30.60	28.80	26.40
27C441		36.00	30.60	28.80	26.40
27C442		36.00	30.60	28.80	26.40
27C443		36.00	30.60	28.80	26.40
27C444		36.00	30.60	28.80	26.40
27C445		53.40	45.39	42.72	37.20
27C446		53.40	45.39	42.72	37.20
27C447		7.42	6.31	5.94	5.15
27C500		11.34	9.65	9.09	7.90
27C501		11.34	9.65	9.09	7.90
27C502		12.15	10.32	9.71	8.47
27C503		12.15	10.32	9.71	8.47
27C504		12.15	10.32	9.71	8.47
27C505		6.00	5.10	4.80	4.18
27C506		6.00	5.10	4.80	4.18
27C507		6.00	5.10	4.80	4.18
27C508		6.00	5.10	4.80	4.18
27C509		8.90	7.57	7.12	6.26
27C510		7.42	6.31	5.94	5.15
27C511		4.72	4.02	3.79	3.29
27C512		4.72	4.02	3.79	3.29
27C513		4.72	4.02	3.79	3.29
27C514		6.20	5.28	4.97	4.33
27C515		7.30	6.21	5.85	5.09
CB 15		169.95	159.95	149.95	
CB 110		29.95			
CBA 1		9.91			
CBA 2		12.17			
CBA 3		29.95			
CBB 3		3.75			
CBX 2 (set of 2)		6.00			

D

20D20	15.00	9.00	7.65	7.20	6.60
20D21	7.00	4.20	3.57	3.36	3.08
20D23	8.00	4.80	4.08	3.84	3.52
20D24	7.00	4.20	3.57	3.36	3.08
20D25	7.00	4.20	3.57	3.36	3.08
20D26	17.00	10.20	8.67	8.16	7.48
20D27	13.00	7.80	6.43	6.04	5.72
20D28	5.00	3.00	2.55	2.40	2.20
20D29	8.00	4.80	4.08	3.84	3.52
20D30	8.00	4.80	4.08	3.84	3.52
20D31	3.00	1.80	1.53	1.44	1.32
20D32	17.00	10.20	8.67	8.16	7.48
20D75	10.00	6.00	5.10	4.80	4.40
20D76	10.00	6.00	5.10	4.80	4.40
20D77	10.00	6.00	5.10	4.80	4.40
20D78	13.00	7.80	6.43	6.04	5.72
20D79	17.00	10.20	8.67	8.16	7.48
20D80	17.00	10.20	8.67	8.16	7.48
20D81	7.00	4.20	3.57	3.36	3.08
20D82	15.00	9.00	7.65	7.20	6.60
20D83	32.50	19.50	16.60	15.60	14.30
20D84	17.00	10.20	8.67	8.16	7.48
20D85	3.00	1.80	1.53	1.44	1.32
20D86	10.00	6.00	5.10	4.80	4.40
20D87	17.00	10.20	8.67	8.16	7.48
20D88	5.00	3.00	2.55	2.40	2.20
20D89	5.00	3.00	2.55	2.40	2.20
25D49		6.00	5.10	4.80	4.40
25D50		9.00	7.65	7.20	6.60
25D51		9.00	7.65	7.20	6.60
25D52		9.00	7.65	7.20	6.60

INDUSTRIAL

PART NO.	LIST	NET and 1 to 4	5 to 49	50 to 99	100 to 499
25D53		30.00	25.50	24.00	22.00
25D54		30.00	25.50	24.00	22.00
25D55		9.00	7.65	7.20	6.60
25D56		9.00	7.65	7.20	6.60
25D57		9.00	7.65	7.20	6.60
25D58		9.00	7.65	7.20	6.60
25D59		9.00	7.65	7.20	6.60
25D60		9.00	7.65	7.20	6.60
25D61		9.00	7.65	7.20	6.60
25D62		15.75	13.40	12.60	11.00
25D63		15.75	13.40	12.60	11.00
25D65		6.00	5.10	4.80	4.40
25D66		9.00	7.65	7.20	6.60
25D67		6.00	5.10	4.80	4.40
27D30		15.00	12.75	12.00	11.00
27D31		15.00	12.75	12.00	11.00
27D32		15.00	12.75	12.00	11.00
27D33		15.00	12.75	12.00	11.00
27D34		15.00	12.75	12.00	11.00
27D35		15.00	12.75	12.00	11.00
27D36		10.50	8.92	8.40	7.70
27D37		6.60	5.61	5.28	4.84
27D38		6.60	5.61	5.28	4.84
27D39		8.70	7.40	6.96	6.38
27D40		6.60	5.61	5.28	4.84
27D41		6.60	5.61	5.28	4.84
27D42		6.60	5.61	5.28	4.84
27D43		6.60	5.61	5.28	4.84
27D44		6.60	5.61	5.28	4.84
27D45		6.60	5.61	5.28	4.84
27D46		6.60	5.61	5.28	4.84
27D47		5.40	4.59	4.32	3.76
27D48		5.40	4.59	4.32	3.76
27D49		5.40	4.59	4.32	3.76
27D50		6.60	5.61	5.28	4.84
27D51		10.50	8.92	8.40	7.70
27D52		10.50	8.92	8.40	7.70
27D53		15.00	12.75	12.00	11.00
27D54		15.00	12.75	12.00	11.00
27D55		8.70	7.40	6.96	6.38

F

21F00	8.00	4.80	4.08	3.84	3.56
21F01	11.25	6.75	5.73	5.40	4.70
21F02	11.25	6.75	5.73	5.40	4.70
21F02P	11.25	6.75	5.73	5.40	4.70
21F03	11.25	6.75	5.73	5.40	4.70
21F04	11.25	6.75	5.73	5.40	4.70
21F05	14.00	8.40	7.14	6.72	6.16
21F06	15.00	9.00	7.65	7.20	6.60
21F07	15.00	9.00	7.65	7.20	6.60
21F07A	25.00	15.00	12.75	12.00	11.00
21F08	3.50	2.10	1.80	1.70	1.55
21F09	3.50	2.10	1.80	1.70	1.55
21F10	5.50	3.30	2.80	2.64	2.42
21F11	9.00	5.40	4.59	4.32	3.96
21F12	11.25	6.75	5.73	5.40	4.70
21F13	8.00	4.80	4.08	3.84	3.56
21F14	15.00	9.00	7.65	7.20	6.60
21F15	8.00	4.80	4.08	3.84	3.56
21F16	15.00	9.00	7.65	7.20	6.60
21F17	15.00	9.00	7.65	7.20	6.60
21F18	10.00	6.00	5.10	4.80	4.40
21F19	17.50	10.50	8.92	8.40	7.70
21F20	17.50	10.50	8.92	8.40	7.70
21F20P	25.00	15.00	12.75	12.00	11.00
21F21	3.50	2.10	1.80	1.70	1.55
21F22	9.00	5.40	4.59	4.32	3.96
21F23	14.00	8.40	7.14	6.72	6.16
21F24	15.00	9.00	7.65	7.20	6.60
21F25	17.50	10.50	8.92	8.40	7.70
21F26	55.00	33.00	28.00	26.40	24.20
21F27	8.00	4.80	4.08	3.84	3.56
21F28	15.00	9.00	7.65	7.20	6.60
21F29	10.00	6.00	5.10	4.80	4.40
21F30	25.00	15.00	12.75	12.00	11.00
21F31	10.00	6.00	5.10	4.80	4.40
21F32	10.00	6.00	5.10	4.80	4.40
21F33	25.00	15.00	12.75	12.00	11.00
21F34	10.00	6.00	5.10	4.80	4.40
21F35	10.00	6.00	5.10	4.80	4.40
21F36	8.00	4.80	4.08	3.84	3.56
21F37	9.00	5.40	4.59	4.32	3.96
21F38	34.00	20.40	17.30	16.30	14.90

INDUSTRIAL

PART NO.	LIST	NET and 1 to 4	5 to 49	50 to 99	100 to 499
21F39	55.00	33.00	28.00	26.40	24.20
21F40	15.00	9.00	7.65	7.20	6.60
21F41	9.00	5.40	4.59	4.32	3.96
21F42	12.50	7.50	6.38	6.00	5.50
21F43	15.00	9.00	7.65	7.20	6.60
21F44	10.00	6.00	5.10	4.80	4.40
21F45	5.50	3.30	2.80	2.64	2.42
21F46	11.25	6.75	5.73	5.40	4.70
21F47	11.25	6.75	5.73	5.40	4.70
21F48	55.00	33.00	28.00	26.40	24.20
21F49	55.00	33.00	28.00	26.40	24.20
21F50	14.00	8.40	7.14	6.72	6.16
21F51	6.50	3.90	3.31	3.12	2.86
21F52	17.50	10.50	8.92	8.40	7.70
21F53	10.00	6.00	5.10	4.80	4.40
21F54	10.00	6.00	5.10	4.80	4.40
21F55	10.00	6.00	5.10	4.80	4.40
21F56	14.00	8.40	7.14	6.72	6.16
21F57	10.00	6.00	5.10	4.80	4.40
21F58	10.00	6.00	5.10	4.80	4.40
21F59	10.00	6.00	5.10	4.80	4.40
21F60	10.00	6.00	5.10	4.80	4.40
21F61	10.00	6.00	5.10	4.80	4.40
21F62	12.50	7.50	6.38	6.00	5.50
21F63	10.00	6.00	5.10	4.80	4.40
21F64	15.00	9.00	7.65	7.20	6.60
21F65	12.50	7.50	6.38	6.00	5.50
21F66	25.00	15.00	12.75	12.00	11.00
21F67	17.50	10.50	8.92	8.40	7.70
21F68	17.50	10.50	8.92	8.40	7.70
21F69	9.00	5.40	4.59	4.32	3.96
21F70	9.00	5.40	4.59	4.32	3.96
21F71	7.00	4.20	3.57	3.36	3.08
21F72	8.00	4.80	4.08	3.84	3.56
21F73	7.00	4.20	3.57	3.36	3.08
21F74	11.00	6.60	5.61	5.28	4.84
21F75	11.00	6.60	5.61	5.28	4.84
21F76	20.00	12.00	10.20	9.60	8.80
21F77	20.00	12.00	10.20	9.60	8.80
21F78	11.00	6.60	5.61	5.28	4.84
21F79	25.00	15.00	12.75	12.00	11.00
21F80	25.00	15.00	12.75	12.00	11.00
21F81	7.00	4.20	3.57	3.36	3.08
21F82	7.00	4.20	3.57	3.36	3.08
21F83	8.00	4.80	4.08	3.84	3.56
21F84	6.50	3.90	3.31	3.12	2.86
21F85	17.50	10.50	8.92	8.40	7.70
21F86	15.00	9.00	7.65	7.20	6.60
21F87	9.00	5.40	4.59	4.32	3.96
21F88	11.00	6.60	5.61	5.28	4.84
21F89	17.50	10.50	8.92	8.40	7.70
21F90	14.00	8.40	7.14	6.72	6.16
21F91	17.50	10.50	8.92	8.40	7.70
21F92	7.00	4.20	3.57	3.36	3.08
21F93	8.00	4.80	4.08	3.84	3.56
21F94	6.50	3.90	3.31	3.12	2.86
21F95	8.00	4.80	4.08	3.84	3.56
21F96	8.00	4.80	4.08	3.84	3.56
21F97	8.00	4.80	4.08	3.84	3.56
21F98	7.00	4.20	3.57	3.36	3.08
21F99	9.00	5.40	4.59	4.32	3.96
21F100	6.25	3.75	3.19	3.00	2.75
21F101	6.25	3.75	3.19	3.00	2.75
21F102	9.00	5.40	4.59	4.32	3.96
21F103	9.00	5.40	4.59	4.32	3.96
21F104	7.00	4.20	3.57	3.36	3.08
21F105	7.00	4.20	3.57	3.36	3.08
21F106	55.00	33.00	28.00	26.40	24.20
21F107	7.00	4.20	3.57	3.36	3.08
21F108	9.00	5.40	4.59	4.32	3.96
21F109	11.00	6.60	5.61	5.28	4.84
21F110	11.00	6.60	5.61	5.28	4.84
21F111	17.50	10.50	8.92	8.40	7.70
21F112	15.00	9.00	7.65	7.20	6.60
21F113	15.00	9.00	7.65	7.20	6.60
21F114	8.00	4.80	4.08	3.84	3.56
21F115	11.25	6.75	5.73	5.40	4.70
21F116	11.25	6.75	5.73	5.40	4.70
21F117	11.25	6.75	5.73	5.40	4.70
21F118	15.00	9.00	7.65	7.20	6.60
21F119	15.00	9.00	7.65	7.20	6.60
21F120	5.75	3.45	2.93	2.76	2.53
21F121	17.50	10.50	8.92	8.40	7.70
21F122	55.00	33.00	28.00	26.40	24.20
21F123	15.00	9.00	7.65	7.20	6.60
21F124	17.50	10.50	8.92	8.40	7.70
21F125	55.00	33.00	28.00	26.40	24.20
21F126	20.00	12.00	10.20	9.60	8.80
21F127	7.50	4.50	3.82	3.60	3.33

THORDARSON MEISSNER
INCORPORATED
A Subsidiary of COMPONENTS CORPORATION OF AMERICA

PHONE: 262-5121 (area code 618)
ELECTRONIC CENTER, MT. CARMEL, ILLINOIS 62863

Printed In USA

(DECEMBER 31,1965)

NET PRICE LIST

Form D-166

INDUSTRIAL

PART NO.	LIST	NET and 1 to 4	5 to 49	50 to 99	100 to 499
21F128	55.00	33.00	28.00	26.40	24.20
21F129	55.00	33.00	28.00	26.40	24.20
21F130	90.00	54.00	46.00	43.00	39.60
21F131	25.00	15.00	12.75	12.00	11.00
21F132	11.25	6.75	5.73	5.40	4.70
21F133	100.00	60.00	51.00	48.00	44.00
21F134	50.00	30.00	25.50	24.00	22.00
21F135	11.25	6.75	5.73	5.40	4.70
21F136	17.50	10.50	8.92	8.40	7.70
21F137	25.00	15.00	12.75	12.00	11.00
21F138	50.00	30.00	25.50	24.00	22.00
21F140	7.50	4.50	3.82	3.60	3.33
21F141	100.00	60.00	51.00	48.00	44.00
21F146	34.00	20.40	17.30	16.30	14.90
21F147	50.00	30.00	25.50	24.00	22.00
21F153	34.00	20.40	17.30	16.30	14.90
21F161	34.00	20.40	17.30	16.30	14.90
21F162	2.40	2.04	1.73	1.63	1.49
25F18		27.00	22.95	21.60	19.80
25F19		6.00	5.10	4.80	4.18
25F20		6.00	5.10	4.80	4.18
25F21		6.00	5.10	4.80	4.18
25F22		5.25	4.46	4.20	3.85
25F23		8.10	6.88	6.48	5.64
25F24		9.00	7.65	7.20	6.27
25F25		9.00	7.65	7.20	6.27
25F26		9.00	7.65	7.20	6.27
25F27		12.00	10.20	9.60	8.36
25F28		9.00	7.65	7.20	6.27
25F29		9.00	7.65	7.20	6.27
25F30		12.00	10.20	9.60	8.36
25F31		9.00	7.65	7.20	6.27
25F32		9.00	7.65	7.20	6.27
25F33		9.45	8.03	7.56	6.58
25F34		9.00	7.65	7.20	6.27
25F35		13.50	11.46	10.80	9.40
25F36		6.00	5.10	4.80	4.18
25F37		9.00	7.65	7.20	6.27
25F38		10.50	8.92	8.40	7.28
25F39		36.00	30.60	28.80	26.40
25F42		60.00	51.00	48.00	44.00
25F56		6.00	5.10	4.80	4.18
25F57		16.50	14.00	13.20	12.10
25F58		16.50	14.00	13.20	12.10
25F59		24.00	20.40	19.20	17.60
25F60		10.50	8.92	8.40	7.28
25F61		16.50	14.00	13.20	12.10
25F62		24.00	20.40	19.20	17.60
25F63		16.50	14.00	13.20	12.10
25F64		24.00	20.40	19.20	17.60
25F65		24.00	20.40	19.20	17.60
25F66		36.00	30.60	28.80	26.40
25F67		16.50	14.00	13.20	12.10
25F68		10.50	8.92	8.40	7.28
25F69		16.50	14.00	13.20	12.10
25F70		16.50	14.00	13.20	12.10
25F71		6.00	5.10	4.80	4.18
25F72		16.50	14.00	13.20	12.10
25F73		16.50	14.00	13.20	12.10
25F74		13.50	11.46	10.80	9.40
25F75		16.50	14.00	13.20	12.10
25F77		9.45	8.03	7.56	6.93
25F78		8.10	6.88	6.48	5.64
25F79		9.45	8.03	7.56	6.93
25F80		13.50	11.46	10.80	9.40
25F81		16.50	14.00	13.20	12.10
25F82		13.50	11.46	10.80	9.40
25F83		13.50	11.46	10.80	9.40
25F84		16.50	14.00	13.20	12.10
25F85		24.00	20.40	19.20	17.60
25F86		24.00	20.40	19.20	17.60
25F87		24.00	20.40	19.20	17.60
25F88		24.00	20.40	19.20	17.60
25F89		24.00	20.40	19.20	17.60
25F90		24.00	20.40	19.20	17.60
25F91		13.50	11.46	10.80	9.40
25F92		24.00	20.40	19.20	17.60
25F93		24.00	20.40	19.20	17.60
25F94		8.10	6.88	6.48	5.64
25F95		60.00	51.00	48.00	44.00
25F96		9.45	8.03	7.56	6.93
25F97		13.50	11.46	10.80	9.40
26F60	6.00	3.60	3.06	2.88	2.65
26F61	10.00	6.00	5.10	4.80	4.40
26F63	10.00	6.00	5.10	4.80	4.40

INDUSTRIAL

PART NO.	LIST	NET and 1 to 4	5 to 49	50 to 99	100 to 499
26F64	12.00	7.20	6.12	5.76	5.28
26F65	6.00	3.60	3.06	2.88	2.65
26F66	12.00	7.20	6.12	5.76	5.28
26F67	6.00	3.60	3.06	2.88	2.65
26F68	8.75	5.25	4.44	4.16	3.85
26F69	8.75	5.25	4.44	4.16	3.85
26F70	8.75	5.25	4.44	4.16	3.85
27F01		13.20	11.22	10.56	9.68
27F02		15.75	13.39	12.60	11.55
27F03		29.25	24.86	23.40	21.45
27F04		20.40	17.34	16.32	14.96
27F05		20.40	17.34	16.32	14.96
27F06		14.40	12.24	11.52	10.56
27F07		15.75	13.39	12.60	11.55
27F08		14.40	12.24	11.52	10.56
27F09		19.50	16.58	15.60	14.30
27F10		19.50	16.58	15.60	14.30
27F11		19.50	16.58	15.60	14.30
27F12		20.40	17.34	16.32	14.96
27F13		20.40	17.34	16.32	14.96
27F14		12.00	10.20	9.60	8.80
27F15		15.75	13.39	12.60	11.55
27F16		15.75	13.39	12.60	11.55
27F17		17.40	14.79	13.92	12.76
27F18		20.40	17.34	16.32	14.96
27F19		24.00	20.40	19.20	17.60
27F20		15.75	13.39	12.60	11.55
27F21		17.40	14.79	13.92	12.76
27F22		28.50	24.22	22.80	20.90
27F23		24.00	20.40	19.20	17.60
27F24		15.75	13.39	12.60	11.55
27F25		13.20	11.22	10.56	9.68
27F26		28.50	24.22	22.80	20.90
27F27		28.50	24.22	22.80	20.90
27F28		13.20	11.22	10.56	9.68
27F29		15.75	13.39	12.60	11.55
27F30		20.70	17.60	16.56	15.18
27F31		38.50	32.73	32.40	28.22
27F32		13.20	11.22	10.56	9.68
27F33		15.75	13.39	12.60	11.55
27F34		17.40	14.79	13.92	12.76
27F35		15.75	13.39	12.60	11.55
27F36		12.00	10.20	9.60	8.80
27F37		15.75	13.39	12.60	11.55
27F38		12.00	10.20	9.60	8.80
27F39		15.75	13.39	12.60	11.55
27F40		12.00	10.20	9.60	8.80
27F41		13.20	11.22	10.56	9.68
27F42		12.00	10.20	9.60	8.80
27F43		21.00	17.85	16.80	15.40
27F44		17.40	14.79	13.92	12.76
27F45		21.00	17.85	16.80	15.40
27F46		21.00	17.85	16.80	15.40
27F47		21.00	17.85	16.80	15.40
27F48		21.00	17.85	16.80	15.40
27F49		21.00	17.85	16.80	15.40
27F50		15.75	13.39	12.60	11.55
27F51		12.00	10.20	9.60	8.80
27F52		29.25	24.86	23.40	21.45
27F53		29.25	24.86	23.40	21.45
27F54		13.20	11.22	10.56	9.68
27F55		13.20	11.22	10.56	9.68
27F56		9.00	7.65	7.20	6.60
27F57		29.25	24.86	23.40	21.45
27F58		29.25	24.86	23.40	21.45
27F59		29.25	24.86	23.40	21.45
27F60		17.40	14.79	13.92	12.76
27F61		21.00	17.85	16.80	15.40
27F62		21.00	17.85	16.80	15.40
27F63		21.00	17.85	16.80	15.40
27F64		33.00	28.05	26.40	22.90
27F65		12.00	10.20	9.60	8.80
27F66		21.00	17.85	16.80	15.40
27F67		24.00	20.40	19.20	17.60
27F68		42.00	35.70	33.20	30.80
27F69		81.00	68.80	64.80	56.43
27F70		81.00	68.80	64.80	56.43
27F71		8.10	6.88	6.48	5.64
27F72		8.10	6.88	6.48	5.64
27F73		12.00	10.20	9.60	8.80
27F74		17.40	14.79	13.92	12.76
27F75		14.40	12.24	11.52	10.56
27F76		15.75	13.39	12.60	11.55
27F77		18.90	16.06	15.12	13.17
27F78		24.00	20.40	19.20	17.60
27F79		12.00	10.20	9.60	8.80
27F80		17.40	14.79	13.92	12.76

INDUSTRIAL

PART NO.	LIST	NET and 1 to 4	5 to 49	50 to 99	100 to 499
27F81		17.40	14.79	13.92	12.76
27F82		8.10	6.88	6.48	5.64
27F83		12.75	10.83	10.20	8.88
27F84		14.40	12.24	11.52	10.56
27F85		15.75	13.39	12.60	11.55
27F86		21.00	17.85	16.80	15.40
27F87		8.10	6.88	6.48	5.64
27F88		15.75	13.39	12.60	11.55
27F89		17.40	14.79	13.92	12.76
27F90		17.40	14.79	13.92	12.76
27F91		17.40	14.79	13.92	12.76
27F92		17.40	14.79	13.92	12.76
27F93		17.40	14.79	13.92	12.76
27F94		18.90	16.06	15.12	13.17
27F95		18.90	16.06	15.12	13.17
27F96		21.00	17.85	16.80	15.40
27F97		28.50	24.22	22.80	20.90
27F98		28.50	24.22	22.80	20.90
27F99		18.90	16.06	15.12	13.17
27F100		28.50	24.22	22.80	20.90
27F101		30.00	25.50	24.00	22.00
27F102		30.00	25.50	24.00	22.00
27F103		15.75	13.39	12.60	11.55
27F104		30.00	25.50	24.00	22.00
27F105		30.00	25.50	24.00	22.00
27F106		30.00	25.50	24.00	22.00
27F107		30.00	25.50	24.00	22.00
27F108		30.00	25.50	24.00	22.00
27F109		90.00	76.50	72.00	66.00
27F110		60.00	51.00	48.00	41.80
27F111		60.00	51.00	48.00	41.80
27F112		30.00	25.50	24.00	22.00
27F113		60.00	51.00	48.00	41.80
27F114		60.00	51.00	48.00	41.80
27F115		90.00	76.50	72.00	66.00
27F116		12.00	10.20	9.60	8.80
27F117		30.00	25.50	24.00	22.00
27F118		90.00	76.50	72.00	66.00
27F119		90.00	76.50	72.00	66.00
27F120		90.00	76.50	72.00	66.00
27F121		30.00	25.50	24.00	22.00
27F122		30.00	25.50	24.00	22.00
27F123		90.00	76.50	72.00	66.00
27F124		30.00	25.50	24.00	22.00
27F125		30.00	25.50	24.00	22.00
27F126		60.00	51.00	48.00	41.80
27F127		60.00	51.00	48.00	41.80
27F128		60.00	51.00	48.00	41.80
27F129		30.00	25.50	24.00	22.00
27F130		30.00	25.50	24.00	22.00
27F131		30.00	25.50	24.00	22.00
27F132		60.00	51.00	48.00	41.80
27F133		60.00	51.00	48.00	41.80
27F134		30.00	25.50	24.00	22.00
27F135		8.10	6.88	6.48	5.64
27F137		13.50	11.47	10.80	9.40
FC 1	4.60	2.76			
FC 2	4.60	2.76			
FC 3	15.00	9.00			
FC 4	15.00	9.00			
FLY 1	15.00	9.00			
FLY 2	13.50	8.10			
FLY 3	15.00	9.00			
FLY 4	15.00	9.00			
FLY 5	16.50	9.90			
FLY 6	18.50	11.08			
FLY 7A	13.50	8.10			
FLY 8	13.50	8.10			
FLY 9	15.00	9.00			
FLY 10	18.50	11.08			
FLY 11	15.00	9.00			
FLY 12	13.50	8.10			
FLY 12M	16.00	9.60			
FLY 13	15.00	9.00			
FLY 14	16.00	9.60			
FLY 15	16.50	9.90			
FLY 16	15.00	9.00			
FLY 17	10.00	6.00			
FLY 18	18.50	11.08			
FLY 19	18.50	11.08			
FLY 20	18.50	11.08			
FLY 21	16.50	9.90			
FLY 22	13.50	8.10			
FLY 23	13.50	8.10			
FLY 24	15.00	9.00			

THORDARSON MEISSNER
INCORPORATED
A Subsidiary of COMPONENTS CORPORATION OF AMERICA

PHONE: 262-5121 (area code 618)
ELECTRONIC CENTER, MT. CARMEL, ILLINOIS 62863

Printed In USA

(DECEMBER 31, 1965)

NET PRICE LIST

Form D-166

THORDARSON MEISSNER

INDUSTRIAL

PART NO.	LIST	NET and 1 to 4	5 to 49	50 to 99	100 to 499
FLY 24W	13.50	8.10			
FLY 25	13.50	8.10			
FLY 26	15.00	9.00			
FLY 27	16.50	9.90			
FLY 28	13.50	8.10			
FLY 29	17.50	10.50			
FLY 30	17.50	10.50			
FLY 31	10.00	6.00			
FLY 32	10.00	6.00			
FLY 33	15.00	9.00			
FLY 34	10.00	6.00			
FLY 35	10.00	6.00			
FLY 36	15.00	9.00			
FLY 37	17.50	10.50			
FLY 38	17.50	10.50			
FLY 39	17.50	10.50			
FLY 40	15.00	9.00			
FLY 41	13.50	8.10			
FLY 42	18.50	11.08			
FLY 43	10.00	6.00			
FLY 44	12.00	7.20			
FLY 45	10.00	6.00			
FLY 46	12.00	7.20			
FLY 47	12.00	7.20			
FLY 48	12.00	7.20			
FLY 49	13.50	8.10			
FLY 50	13.50	8.10			
FLY 51	12.00	7.20			
FLY 52	15.00	9.00			
FLY 53	15.00	9.00			
FLY 54	15.00	9.00			
FLY 55	15.00	9.00			
FLY 56	15.00	9.00			
FLY 57	18.50	11.08			
FLY 58	16.50	9.90			
FLY 59	16.50	9.90			
FLY 60	15.00	9.00			
FLY 61	15.00	9.00			
FLY 62	15.00	9.00			
FLY 63	16.50	9.90			
FLY 64	18.50	11.08			
FLY 65	10.00	6.00			
FLY 66	8.00	4.80			
FLY 67	12.00	7.20			
FLY 68	15.00	9.00			
FLY 69	18.50	11.08			
FLY 70	16.50	9.90			
FLY 71	17.50	10.50			
FLY 72	20.00	12.00			
FLY 73	15.00	9.00			
FLY 74	18.50	11.08			
FLY 75	13.50	8.10			
FLY 76	13.50	8.10			
FLY 77	18.50	11.08			
FLY 78	13.50	8.10			
FLY 79	13.50	8.10			
FLY 80	13.50	8.10			
FLY 81	17.50	10.50			
FLY 82	15.00	9.00			
FLY 83	15.00	9.00			
FLY 84	15.00	9.00			
FLY 85	17.50	10.50			
FLY 86	12.00	7.20			
FLY 87	12.00	7.20			
FLY 88	15.00	9.00			
FLY 89	13.50	8.10			
FLY 90	13.50	8.10			
FLY 91	13.50	8.10			
FLY 92	13.50	8.10			
FLY 93	12.00	7.20			
FLY 94	15.00	9.00			
FLY 95	17.50	10.50			
FLY 96	17.50	10.50			
FLY 97	13.50	8.10			
FLY 98	10.00	6.00			
FLY 99	10.00	6.00			
FLY 100	13.50	8.10			
FLY 101	11.00	6.60			
FLY 102	12.00	7.20			
FLY 103	13.50	8.10			
FLY 104	13.50	8.10			
FLY 105	13.50	8.10			
FLY 106	13.50	8.10			
FLY 107	13.50	8.10			
FLY 108	15.00	9.00			
FLY 109	8.00	4.80			
FLY 110	10.00	6.00			
FLY 111	12.00	7.20			
FLY 112	12.00	7.20			

THORDARSON MEISSNER

INDUSTRIAL

PART NO.	LIST	NET and 1 to 4	5 to 49	50 to 99	100 to 499
FLY 113	18.50	11.08			
FLY 114	13.50	8.10			
FLY 115	13.50	8.10			
FLY 116	13.50	8.10			
FLY 117	8.00	4.80			
FLY 118	13.50	8.10			
FLY 119	13.50	8.10			
FLY 120	16.50	9.90			
FLY 121	16.50	9.90			
FLY 122	16.50	9.90			
FLY 123	16.50	9.90			
FLY 124	13.50	8.10			
FLY 125	13.50	8.10			
FLY 126	10.00	6.00			
FLY 127	13.50	8.10			
FLY 128	8.00	4.80			
FLY 129	20.00	12.00			
FLY 130	13.50	8.10			
FLY 131	12.50	7.50			
FLY 132	15.00	9.00			
FLY 133	13.50	8.10			
FLY 134	15.00	9.00			
FLY 135	6.40	3.84			
FLY 136	13.50	8.10			
FLY 137	15.00	9.00			
FLY 138	16.50	9.90			
FLY 139	10.00	6.00			
FLY 140	16.50	9.90			
FLY 141	12.00	7.20			
FLY 142	16.50	9.90			
FLY 143	16.50	9.90			
FLY 144	10.00	6.00			
FLY 145	15.00	9.00			
FLY 146	15.00	9.00			
FLY 147	15.00	9.00			
FLY 148	15.00	9.00			
FLY 149	10.00	6.00			
FLY 150	15.00	9.00			
FLY 151	13.50	8.10			
FLY 152	12.00	7.20			
FLY 153	12.00	7.20			
FLY 154	15.00	9.00			
FLY 155	15.00	9.00			
FLY 156	13.50	8.10			
FLY 157	10.00	6.00			
FLY 158	13.50	8.10			
FLY 159	13.50	8.10			
FLY 160	13.50	8.10			
FLY 161	13.50	8.10			
FLY 162	16.50	9.90			
FLY 163	13.50	8.10			
FLY 164	13.50	8.10			
FLY 165	12.00	7.20			
FLY 166	12.00	7.20			
FLY 167	15.00	9.00			
FLY 168	15.00	9.00			
FLY 169	12.00	7.20			
FLY 170	12.00	7.20			
FLY 171	15.00	9.00			
FLY 172	12.00	7.20			
FLY 173	15.00	9.00			
FLY 174	15.00	9.00			
FLY 175	13.50	8.10			
FLY 176	13.50	8.10			
FLY 177	16.50	9.90			
FLY 178	16.50	9.90			
FLY 179	16.50	9.90			
FLY 180	13.50	8.10			
FLY 181	16.50	9.90			
FLY 182	16.50	9.90			
FLY 183	13.50	8.10			
FLY 184	15.00	9.00			
FLY 185	15.00	9.00			
FLY 186	6.40	3.84			
FLY 187	16.50	9.90			
FLY 188	15.00	9.00			
FLY 189	16.50	9.90			
FLY 190	16.50	9.90			
FLY 191	13.50	8.10			
FLY 192	15.00	9.00			
FLY 193	8.00	4.80			
FLY 194	8.00	4.80			
FLY 195	8.00	4.80			
FLY 196	15.00	9.00			
FLY 197	16.50	9.90			
FLY 198	16.50	9.90			
FLY 199	16.50	9.90			
FLY 200	13.50	8.10			
FLY 201	15.00	9.00			

THORDARSON MEISSNER

INDUSTRIAL

PART NO.	LIST	NET and 1 to 4	5 to 49	50 to 99	100 to 499
FLY 202	15.00	9.00			
FLY 203	15.00	9.00			
FLY 204	15.00	9.00			
FLY 205	13.50	8.10			
FLY 206	13.50	8.10			
FLY 207	15.00	9.00			
FLY 208	15.00	9.00			
FLY 209	15.00	9.00			
FLY 210	15.00	9.00			
FLY 211	15.00	9.00			
FLY 212	15.00	9.00			
FLY 213	15.00	9.00			
FLY 214	15.00	9.00			
FLY 215	15.00	9.00			
FLY 216	15.00	9.00			
FLY 217	16.50	9.90			
FLY 218	16.50	9.90			
FLY 219	16.50	9.90			
FLY 220	16.50	9.90			
FLY 221	16.50	9.90			
FLY 222	15.00	9.00			
FLY 223	12.00	7.20			
FLY 224	16.50	9.90			
FLY 225	15.00	9.00			
FLY 226	15.00	9.00			
FLY 227	16.50	9.90			
FLY 228	15.00	9.00			
FLY 229	16.50	9.90			
FLY 230	15.00	9.00			
FLY 231	15.00	9.00			
FLY 232	13.50	8.10			
FLY 233	16.50	9.90			
FLY 234	15.00	9.00			
FLY 235	16.50	9.90			
FLY 236	13.50	8.10			
FLY 237	16.50	9.90			
FLY 238	15.00	9.00			
FLY 239	15.00	9.00			
FLY 240	13.50	8.10			
FLY 241	16.50	9.90			
FLY 242	13.50	8.10			
FLY 243	15.00	9.00			
FLY 244	15.00	9.00			
FLY 245	15.00	9.00			
FLY 246	15.00	9.00			
FLY 247	16.50	9.90			
FLY 248	15.00	9.00			
FLY 249	16.50	9.90			
FLY 250	15.00	9.00			
FLY 251	16.50	9.90			
FLY 252	16.50	9.90			
FLY 253	15.00	9.00			
FLY 254	15.00	9.00			
FLY 255	15.00	9.00			
FLY 256	16.50	9.90			
FLY 257	15.00	9.00			
FLY 258	16.50	9.90			
FLY 259	15.00	9.00			
FLY 260	15.00	9.00			
FLY 261	16.50	9.90			
FLY 262	16.50	9.90			
FLY 263	16.50	9.90			
FLY 264	15.00	9.00			
FLY 265	15.00	9.00			
FLY 266	15.00	9.00			
FLY 267	15.00	9.00			
FLY 268	15.00	9.00			
FLY 269	15.00	9.00			
FLY 270	15.00	9.00			
FLY 271	15.00	9.00			
FLY 272	16.50	9.90			
FLY 273	24.00	14.40			
FLY 274	24.00	14.40			
FLY 275	24.00	14.40			
FLY 276	24.00	14.40			
FLY 277	24.00	14.40			
FLY 278	24.00	14.40			
FLY 279	24.00	14.40			
FLY 280	24.00	14.40			
FLY 281	24.00	14.40			
FLY 282	24.00	14.40			

THORDARSON MEISSNER
INCORPORATED
A Subsidiary of COMPONENTS CORPORATION OF AMERICA

PHONE: 262-5121 (area code 618)
ELECTRONIC CENTER, MT. CARMEL, ILLINOIS 62863

Printed In USA

(DECEMBER 31, 1965)

THORDARSON MEISSNER

NET PRICE LIST

Form D-166

INDUSTRIAL

PART NO.	LIST	NET and 1 to 4	5 to 49	50 to 99	100 to 499
G					
G 301		9.74	9.25	8.77	8.27
G 302		9.74	9.25	8.77	8.27
G 303		9.74	9.25	8.77	8.27
G 304		11.00	10.45	9.90	9.35
G 305		11.00	10.45	9.90	9.35
G 306		11.00	10.45	9.90	9.35
G 307		12.23	11.62	11.01	10.40
G 308		12.23	11.62	11.01	10.40
G 309		16.59	15.77	14.95	14.13
G 310		16.59	15.77	14.95	14.13
G 311		24.00	20.40	19.20	17.60
G 312		24.00	20.40	19.20	17.60
G 313		24.00	20.40	19.20	17.60
G 314		24.00	20.40	19.20	17.60
G 315		31.18	29.62	28.06	26.50
G 316		31.18	29.62	28.06	26.50
G 317		31.18	29.62	28.06	26.50
G 318		9.74	9.25	8.77	8.27
G 319		9.74	9.25	8.77	8.27
G 320		11.00	10.45	9.90	9.35
G 321		12.23	11.62	11.01	10.40
G 322		16.59	15.77	14.95	14.13
G 323		19.38	18.41	17.44	16.47
G 324		24.41	23.19	21.97	20.75
G 325		31.18	29.62	28.06	26.50
G 326		7.44	7.07	6.70	6.32
G 327		7.44	7.07	6.70	6.32
G 328		7.44	7.07	6.70	6.32
G 329		9.74	9.25	8.77	8.27
G 330		9.74	9.25	8.77	8.27
G 331		9.74	9.25	8.77	8.27
G 332		5.31	5.04	4.78	4.51
G 333		7.44	7.07	6.70	6.32
G 334		9.74	9.25	8.77	8.27
G 335		9.74	9.25	8.77	8.27
G 336		5.31	5.04	4.78	4.51
G 337		5.31	5.04	4.78	4.51
G 338		5.31	5.04	4.78	4.51
G 339		5.31	5.04	4.78	4.51
G 340		9.74	9.25	8.77	8.27
G 341		9.74	9.25	8.77	8.27
G 342		9.74	9.25	8.77	8.27
G 343		9.74	9.25	8.77	8.27
G 344		9.74	9.25	8.77	8.27
G 345		16.59	15.77	14.95	14.13
G 346		24.00	20.40	19.20	17.60
G 347		31.18	29.62	28.06	26.50
G 348		31.18	29.62	28.06	26.50
G 349		48.00	40.80	38.40	35.20
G 350		48.00	40.80	38.40	35.20
G 351		31.18	29.62	28.06	26.50
GEO 1	50.00	30.00	25.50	24.00	22.00
GEO 2	50.00	30.00	25.50	24.00	22.00
GEO 3	50.00	30.00	25.50	24.00	22.00
GEO 4	50.00	30.00	25.50	24.00	22.00
GEO 5	50.00	30.00	25.50	24.00	22.00
GEO 6	50.00	30.00	25.50	24.00	22.00
GEO 7	50.00	30.00	25.50	24.00	22.00
GEO 8	50.00	30.00	25.50	24.00	22.00
GEO 9	50.00	30.00	25.50	24.00	22.00
GEO 10	50.00	30.00	25.50	24.00	22.00
GEO 11	50.00	30.00	25.50	24.00	22.00
GEO 12	50.00	30.00	25.50	24.00	22.00
GEO 13	50.00	30.00	25.50	24.00	22.00
GEO 14	50.00	30.00	25.50	24.00	22.00
GEO 15	50.00	30.00	25.50	24.00	22.00
GEO 16	50.00	30.00	25.50	24.00	22.00
GEO 17	50.00	30.00	25.50	24.00	22.00
GEO 18	50.00	30.00	25.50	24.00	22.00
GEO 19	50.00	30.00	25.50	24.00	22.00
GEO 20	50.00	30.00	25.50	24.00	22.00
GEO 21	50.00	30.00	25.50	24.00	22.00
GEO 22	50.00	30.00	25.50	24.00	22.00
GEO 23	50.00	30.00	25.50	24.00	22.00
GEO 24	50.00	30.00	25.50	24.00	22.00
GEO 25	50.00	30.00	25.50	24.00	22.00
GEO 26	50.00	30.00	25.50	24.00	22.00
GEO 27	50.00	30.00	25.50	24.00	22.00
GEO 28	50.00	30.00	25.50	24.00	22.00
GEO 29	50.00	30.00	25.50	24.00	22.00
GEO 30	50.00	30.00	25.50	24.00	22.00

INDUSTRIAL

PART NO.	LIST	NET and 1 to 4	5 to 49	50 to 99	100 to 499
GEO 31	50.00	30.00	25.50	24.00	22.00
GEO 32	50.00	30.00	25.50	24.00	22.00
GEO 33	50.00	30.00	25.50	24.00	22.00
GEO 34	50.00	30.00	25.50	24.00	22.00
GEO 35	50.00	30.00	25.50	24.00	22.00
GEO 36	50.00	30.00	25.50	24.00	22.00
GEO 37	50.00	30.00	25.50	24.00	22.00
GEO 38	50.00	30.00	25.50	24.00	22.00
GEO 39	50.00	30.00	25.50	24.00	22.00
GEO 40	50.00	30.00	25.50	24.00	22.00
GEO 41	50.00	30.00	25.50	24.00	22.00
GEO 42	50.00	30.00	25.50	24.00	22.00
GEO 43	50.00	30.00	25.50	24.00	22.00
GEO 44	50.00	30.00	25.50	24.00	22.00
GEO 45	50.00	30.00	25.50	24.00	22.00
GEO 46	50.00	30.00	25.50	24.00	22.00
GEO 47	50.00	30.00	25.50	24.00	22.00
GEO 48	50.00	30.00	25.50	24.00	22.00
GEO 49	50.00	30.00	25.50	24.00	22.00
GEO 50	50.00	30.00	25.50	24.00	22.00
GEO 51	50.00	30.00	25.50	24.00	22.00
GEO 52	50.00	30.00	25.50	24.00	22.00
GEO 53	50.00	30.00	25.50	24.00	22.00
GEO 54	50.00	30.00	25.50	24.00	22.00
GEO 55	50.00	30.00	25.50	24.00	22.00
GEO 56	50.00	30.00	25.50	24.00	22.00
GEO 57	50.00	30.00	25.50	24.00	22.00
GEO 58	50.00	30.00	25.50	24.00	22.00
GEO 59	50.00	30.00	25.50	24.00	22.00
GEO 60	50.00	30.00	25.50	24.00	22.00
GEO 61	50.00	30.00	25.50	24.00	22.00
GEO 62	50.00	30.00	25.50	24.00	22.00
GEO 63	50.00	30.00	25.50	24.00	22.00
GEO 64	50.00	30.00	25.50	24.00	22.00
GEO 65	50.00	30.00	25.50	24.00	22.00
GEO 66	50.00	30.00	25.50	24.00	22.00
GEO 67	50.00	30.00	25.50	24.00	22.00
GEO 68	50.00	30.00	25.50	24.00	22.00
GEO 69	50.00	30.00	25.50	24.00	22.00
GEO 70	50.00	30.00	25.50	24.00	22.00
GEO 71	50.00	30.00	25.50	24.00	22.00
GEO 72	50.00	30.00	25.50	24.00	22.00
GEO 73	50.00	30.00	25.50	24.00	22.00
GEO 74	50.00	30.00	25.50	24.00	22.00
GEO 75	50.00	30.00	25.50	24.00	22.00
GEO 76	50.00	30.00	25.50	24.00	22.00
GEO 77	50.00	30.00	25.50	24.00	22.00
GEO 78	50.00	30.00	25.50	24.00	22.00
GEO 79	50.00	30.00	25.50	24.00	22.00
GEO 80	50.00	30.00	25.50	24.00	22.00
GEO 81	50.00	30.00	25.50	24.00	22.00
GEO 82	50.00	30.00	25.50	24.00	22.00
GEO 83	50.00	30.00	25.50	24.00	22.00
GEO 84	50.00	30.00	25.50	24.00	22.00
GEO 85	50.00	30.00	25.50	24.00	22.00
GEO 86	50.00	30.00	25.50	24.00	22.00
GEO 87	50.00	30.00	25.50	24.00	22.00
H					
HS 1		4.00	2.40		
HS 2		4.00	2.40		
HS 3		4.00	2.40		
HS 4		4.00	2.40		
HS 5		4.00	2.40		
HS 6		4.00	2.40		
HS 7		4.00	2.40		
HS 8		4.00	2.40		
HS 9		4.00	2.40		
HS 10		4.00	2.40		
HS 11		4.00	2.40		
HS 12		4.00	2.40		
HS 13		4.00	2.40		
HS 14		4.00	2.40		
HS 15		4.00	2.40		
HS 16		4.00	2.40		
HS 17		4.00	2.40		
HS 18		4.00	2.40		
HS 19		4.00	2.40		
HS 20		4.00	2.40		
HS 21		4.00	2.40		
HS 22		4.00	2.40		
HS 23		4.00	2.40		
HS 24		4.00	2.40		

INDUSTRIAL

PART NO.	LIST	NET and 1 to 4	5 to 49	50 to 99	100 to 499
HVO 50	3.00	1.80			
HVO 51	3.00	1.80			
M					
21M49	30.00	18.00	15.30	14.40	12.60
21M50	10.00	6.00	5.10	4.80	4.40
21M51	30.00	18.00	15.30	14.40	12.60
21M52	30.00	18.00	15.30	14.40	12.60
21M53	30.00	18.00	15.30	14.40	12.60
21M54	30.00	18.00	15.30	14.40	12.60
21M55	6.25	3.75	3.19	3.00	2.75
21M56	30.00	18.00	15.30	14.40	12.60
21M58	22.50	13.50	11.50	10.80	9.90
21M59	10.00	6.00	5.10	4.80	4.40
21M60	35.00	21.00	17.85	16.80	15.40
21M60A	22.50	13.50	11.50	10.80	9.90
21M61	50.00	30.00	25.50	24.00	22.00
21M61A	50.00	30.00	25.50	24.00	22.00
21M62	100.00	60.00	51.00	48.00	44.00
21M62A	50.00	30.00	25.50	24.00	22.00
21M63	10.00	6.00	5.10	4.80	4.40
21M64	160.00	96.00	82.00	77.00	71.00
21M65	160.00	96.00	82.00	77.00	71.00
21M66	25.00	15.00	12.75	12.00	11.00
21M67	25.00	15.00	12.75	12.00	11.00
21M68	10.00	6.00	5.10	4.80	4.40
21M69	50.00	30.00	25.50	24.00	22.00
21M71	30.00	18.00	15.30	14.40	12.60
21M72	35.00	21.00	17.85	16.80	15.40
21M73	10.00	6.00	5.10	4.80	4.40
21M74	10.00	6.00	5.10	4.80	4.40
21M75	20.00	12.00	10.20	9.60	8.80
21M76	20.00	12.00	10.20	9.60	8.80
21M77	50.00	30.00	25.50	24.00	22.00
25M76		150.00	127.50	120.00	110.00
25M77		150.00	127.50	120.00	110.00
25M78		97.50	82.00	77.80	67.80
25M79		150.00	127.50	120.00	110.00
25M80		300.00	255.00	240.00	220.00
25M81		9.30	7.90	7.44	6.80
25M82		12.60	10.70	10.00	8.80
25M83		16.50	14.00	13.20	12.00
25M84		19.20	16.30	15.40	14.00
25M85		36.00	30.60	28.80	26.40
25M86		97.50	82.00	77.80	67.80
25M87		24.00	20.40	19.20	17.60
25M88		6.75	5.73	5.40	4.95
25M89		8.10	6.88	6.48	5.95
25M90		13.50	11.47	10.80	9.90
25M91		19.20	16.30	15.40	14.00
25M92		30.00	25.50	24.00	22.00
MIT 1		9.00	7.65	7.20	6.60
MIT 2		12.00	10.20	9.60	8.80
MIT 3		13.50	11.47	10.80	9.90
MIT 4		6.00	5.10	4.80	4.40
MIT 5		12.00	10.20	9.60	8.80
MIT 6		13.50	11.47	10.80	9.90
MIT 7		9.00	7.65	7.20	6.60
MIT 8		13.50	11.47	10.80	9.90
MIT 9		13.50	11.47	10.80	9.90
MIT 10		12.00	10.20	9.60	8.80
MIT 11		13.50	11.47	10.80	9.90
MIT 12		13.50	11.47	10.80	9.90
MIT 13		13.50	11.47	10.80	9.90
MIT 14		9.00	7.65	7.20	6.60
MIT 15		9.00	7.65	7.20	6.60
MIT 16		13.50	11.47	10.80	9.90
MIT 17		13.50	11.47	10.80	9.90
MIT 18		13.50	11.47	10.80	9.90
MIT 19		13.50	11.47	10.80	9.90
MIT 20		12.00	10.20	9.60	8.80
MIT 21		7.50	6.38	6.00	5.50
MIT 22		7.50	6.38	6.00	5.50
MIT 23		13.50	11.47	10.80	9.90
MIT 24		7.50	6.38	6.00	5.50
MIT 25		7.50	6.38	6.00	5.50
MIT 26		13.50	11.47	10.80	9.90
MIT 27		4.50	3.82	3.60	3.14
MIT 28		13.50	11.47	10.80	9.90

THORDARSON MEISSNER
INCORPORATED
A Subsidiary of COMPONENTS CORPORATION OF AMERICA

PHONE: 262-5121 (area code 618)
ELECTRONIC CENTER, MT. CARMEL, ILLINOIS 62863

Printed In USA

(DECEMBER 31,1965)

NET PRICE LIST

Form D-166

INDUSTRIAL

PART NO.	LIST	NET and 1 to 4	5 to 49	50 to 99	100 to 499
MIT 29		13.50	11.47	10.80	9.90
MIT 30		13.50	11.47	10.80	9.90
MIT 31		13.50	11.47	10.80	9.90
MIT 32		13.50	11.47	10.80	9.90
MIT 33		13.50	11.47	10.80	9.90
MIT 34		13.50	11.47	10.80	9.90
MIT 35		13.50	11.47	10.80	9.90
MIT 36		12.00	10.20	9.60	8.80
MIT 37		12.00	10.20	9.60	8.80
MIT 38		13.50	11.47	10.80	9.90
MIT 39		13.50	11.47	10.80	9.90
MIT 40		13.50	11.47	10.80	9.90
MIT 41		13.50	11.47	10.80	9.90
MIT 42		13.50	11.47	10.80	9.90
MIT 43		13.50	11.47	10.80	9.90
MIT 44		13.50	11.47	10.80	9.90
MIT 45		13.50	11.47	10.80	9.90
MIT 46		13.50	11.47	10.80	9.90
MIT 47		13.50	11.47	10.80	9.90
MIT 48		13.50	11.47	10.80	9.90
MIT 49		13.50	11.47	10.80	9.90
MIT 50		13.50	11.47	10.80	9.90
MIT 51		13.50	11.47	10.80	9.90
MIT 52		13.50	11.47	10.80	9.90
MIT 53		13.50	11.47	10.80	9.90
MIT 54		13.50	11.47	10.80	9.90
MIT 55		13.50	11.47	10.80	9.90
MIT 56		13.50	11.47	10.80	9.90
MIT 57		13.50	11.47	10.80	9.90
MIT 58		13.50	11.47	10.80	9.90
MIT 59		13.50	11.47	10.80	9.90
MIT 60		13.50	11.47	10.80	9.90
MIT 61		13.50	11.47	10.80	9.90
MIT 62		13.50	11.47	10.80	9.90
MIT 63		13.50	11.47	10.80	9.90
MIT 64		13.50	11.47	10.80	9.90
MIT 65		13.50	11.47	10.80	9.90
MIT 66		9.00	7.65	7.20	6.60
MIT 67		4.50	3.82	3.60	3.14
MIT 68		13.50	11.47	10.80	9.90
MIT 69		6.90	5.87	5.52	5.06
MIT 70		4.50	3.82	3.60	3.14
MIT 71		6.90	5.87	5.52	5.06
MIT 72		13.50	11.47	10.80	9.90
MIT 73		3.75	3.19	3.00	2.61
MIT 74		6.90	5.87	5.52	5.06
MIT 75		13.50	11.47	10.80	9.90
MIT 76		3.75	3.19	3.00	2.61
MIT 77		13.50	11.47	10.80	9.90
MIT 78		13.50	11.47	10.80	9.90
MIT 79		3.75	3.19	3.00	2.61
MIT 80		6.90	5.87	5.52	5.06
MIT 81		13.50	11.47	10.80	9.90
MIT 82		3.75	3.19	3.00	2.61
MIT 83		13.50	11.47	10.80	9.90
MIT 84		13.50	11.47	10.80	9.90
MIT 85		13.50	11.47	10.80	9.90
MIT 86		13.50	11.47	10.80	9.90
MIT 87		13.50	11.47	10.80	9.90
MIT 88		13.50	11.47	10.80	9.90
MIT 89		6.90	5.87	5.52	5.06
MIT 90		13.50	11.47	10.80	9.90
MIT 91		13.50	11.47	10.80	9.90
MIT 92		13.50	11.47	10.80	9.90
MIT 93		13.50	11.47	10.80	9.90
MIT 94		3.75	3.19	3.00	2.61
MIT 95		13.50	11.47	10.80	9.90
MIT 96		13.50	11.47	10.80	9.90
MIT 97		13.50	11.47	10.80	9.90
MIT 98		13.50	11.47	10.80	9.90
MIT 99		13.50	11.47	10.80	9.90
MIT 100		3.75	3.19	3.00	2.61
MIT 101		13.50	11.47	10.80	9.90
MIT 102		13.50	11.47	10.80	9.90
MIT 103		12.00	10.20	9.60	8.80
MIT 104		12.00	10.20	9.60	8.80
MIT 105		12.00	10.20	9.60	8.80
MIT 106		12.00	10.20	9.60	8.80
MIT 107		12.00	10.20	9.60	8.80
MIT 108		12.00	10.20	9.60	8.80
MIT 109		12.00	10.20	9.60	8.80
MIT 110		12.00	10.20	9.60	8.80
MIT 111		12.00	10.20	9.60	8.80
MIT 112		12.00	10.20	9.60	8.80
MIT 113		12.00	10.20	9.60	8.80
MIT 114		12.00	10.20	9.60	8.80
MIT 115		12.00	10.20	9.60	8.80
MIT 116		13.50	11.47	10.80	9.90

INDUSTRIAL

PART NO.	LIST	NET and 1 to 4	5 to 49	50 to 99	100 to 499
MIT 117		13.50	11.47	10.80	9.90
MIT 118		6.90	5.87	5.52	5.06
MIT 119		12.00	10.20	9.60	8.80
MIT 120		12.00	10.20	9.60	8.80
MIT 121		13.50	11.47	10.80	9.90
MIT 122		13.50	11.47	10.80	9.90
MIT 123		13.50	11.47	10.80	9.90
MIT 124		13.50	11.47	10.80	9.90
MIT 125		13.50	11.47	10.80	9.90
MIT 126		13.50	11.47	10.80	9.90
MIT 127		13.50	11.47	10.80	9.90
MIT 128		13.50	11.47	10.80	9.90
MIT 129		13.50	11.47	10.80	9.90
MIT 130		13.50	11.47	10.80	9.90
MIT 131		13.50	11.47	10.80	9.90
MIT 132		13.50	11.47	10.80	9.90
MIT 133		13.50	11.47	10.80	9.90
MIT 134		13.50	11.47	10.80	9.90
MIT 135		6.90	5.87	5.52	5.06
MIT 136		13.50	11.47	10.80	9.90
MIT 137		12.00	10.20	9.60	8.80
MIT 138		12.00	10.20	9.60	8.80
MIT 139		2.70	2.30	2.16	1.88
MIT 140		2.70	2.30	2.16	1.88
MIT 141		3.30	2.80	2.64	2.30
MIT 142		3.30	2.80	2.64	2.30
MIT 143		3.30	2.80	2.64	2.30
MIT 144		3.30	2.80	2.64	2.30
MIT 145		2.70	2.30	2.16	1.88
MIT 146		3.60	3.06	2.88	2.51
MIT 147		6.00	5.10	4.80	4.40
MIT 148		6.00	5.10	4.80	4.40
MIT 149		6.00	5.10	4.80	4.40
MIT 150		6.00	5.10	4.80	4.40
MIT 151		6.00	5.10	4.80	4.40
MIT 152		3.30	2.80	2.64	2.30
MIT 153		4.05	3.45	3.25	2.85
MIT 154		4.05	3.45	3.25	2.85
MIT 155		6.00	5.10	4.80	4.40
MIT 156		6.00	5.10	4.80	4.40
MIT 157		6.00	5.10	4.80	4.40
MIT 158		4.05	3.45	3.25	2.85
MIT 159		4.05	3.45	3.25	2.85
MIT 160		4.05	3.45	3.25	2.85
MIT 161		4.05	3.45	3.25	2.85
MIT 162		4.05	3.45	3.25	2.85
MIT 163		4.05	3.45	3.25	2.85
MIT 164		4.05	3.45	3.25	2.85
MIT 165		4.05	3.45	3.25	2.85
MIT 166		4.05	3.45	3.25	2.85
MIT 167		4.05	3.45	3.25	2.85
MIT 168		4.05	3.45	3.25	2.85
MIT 169		4.05	3.45	3.25	2.85
MIT 170		6.00	5.10	4.80	4.40
MIT 171		4.05	3.45	3.25	2.85
MIT 172		4.05	3.45	3.25	2.85
MIT 173		4.05	3.45	3.25	2.85
MIT 174		4.05	3.45	3.25	2.85
MIT 175		4.05	3.45	3.25	2.85
MIT 176		4.05	3.45	3.25	2.85
MIT 177		4.05	3.45	3.25	2.85
MIT 178		4.05	3.45	3.25	2.85
MIT 179		4.05	3.45	3.25	2.85
MIT 180		4.05	3.45	3.25	2.85
MIT 181		4.05	3.45	3.25	2.85
MIT 182		4.05	3.45	3.25	2.85
MIT 183		4.05	3.45	3.25	2.85
MIT 184		4.05	3.45	3.25	2.85
MIT 185		4.05	3.45	3.25	2.85
MIT 186		4.05	3.45	3.25	2.85
MIT 187		3.50	3.00	2.80	2.45
MIT 188		3.50	3.00	2.80	2.45
MIT 189		3.50	3.00	2.80	2.45
MIT 190		3.50	3.00	2.80	2.45
MIT 191		3.50	3.00	2.80	2.45
MIT 192		3.50	3.00	2.80	2.45
MIT 193		3.50	3.00	2.80	2.45
MIT 194		3.50	3.00	2.80	2.45
MIT 196		3.50	3.00	2.80	2.45
MIT 197		3.50	3.00	2.80	2.45
MIT 200		6.00	5.10	4.80	4.18
MIT 201		6.00	5.10	4.80	4.18
MIT 202		5.40	4.59	4.32	3.76
MIT 203		5.40	4.59	4.32	3.76
MIT 204		5.40	4.59	4.32	3.76
MIT 205		5.40	4.59	4.32	3.76
MIT 206		5.40	4.59	4.32	3.76
MIT 207		6.00	5.10	4.80	4.18

INDUSTRIAL

PART NO.	LIST	NET and 1 to 4	5 to 49	50 to 99	100 to 499
MIT 208		5.40	4.59	4.32	3.76
MIT 209		6.00	5.10	4.80	4.18
MIT 210		6.00	5.10	4.80	4.18
MIT 211		6.00	5.10	4.80	4.18
MIT 212		6.00	5.10	4.80	4.18
MIT 213		5.40	4.59	4.32	3.76
MIT 214		6.00	5.10	4.80	4.18
MIT 215		6.00	5.10	4.80	4.18
MIT 216		6.00	5.10	4.80	4.18
MIT 217		6.00	5.10	4.80	4.18
MIT 218		6.00	5.10	4.80	4.18
MIT 219		6.00	5.10	4.80	4.18
MIT 220		6.00	5.10	4.80	4.18
MIT 221		6.00	5.10	4.80	4.18
MIT 222		6.00	5.10	4.80	4.18
MIT 223		6.00	5.10	4.80	4.18
MIT 224		7.05	6.00	5.64	4.91
MIT 225		7.05	6.00	5.64	4.91
MIT 226		5.40	4.59	4.32	3.76
MIT 227		4.80	4.08	3.84	3.34
MIT 228		4.80	4.08	3.84	3.34
MIT 229		5.40	4.59	4.32	3.76
MIT 230		5.40	4.59	4.32	3.76
MIT 231		6.00	5.10	4.80	4.18
MIT 232		6.00	5.10	4.80	4.18
MIT 233		6.00	5.10	4.80	4.18
MIT 234		6.00	5.10	4.80	4.18
MIT 235		6.00	5.10	4.80	4.18
MIT 236		7.05	6.00	5.64	4.91
MIT 237		7.05	6.00	5.64	4.91
MIT 238		7.05	6.00	5.64	4.91
MIT 239		7.05	6.00	5.64	4.91
MIT 240		7.50	6.38	6.00	5.22
MIT 241		7.50	6.38	6.00	5.22
MIT 242		7.50	6.38	6.00	5.22
MIT 243		7.50	6.38	6.00	5.22
MIT 244		7.50	6.38	6.00	5.22
MIT 245		7.05	6.00	5.64	4.91
MIT 246		7.50	6.38	6.00	5.22
MIT 247		7.50	6.38	6.00	5.22
MIT 248		7.50	6.38	6.00	5.22
MIT 249		7.50	6.38	6.00	5.22
MIT 250		5.40	4.59	4.32	3.76
MIT 251		6.00	5.10	4.80	4.18
MIT 252		5.40	4.59	4.32	3.76
MIT 253		6.00	5.10	4.80	4.18
MIT 254		6.00	5.10	4.80	4.18
MIT 255		5.40	4.59	4.32	3.76
MIT 256		5.40	4.59	4.32	3.76
MIT 257		5.40	4.59	4.32	3.76
MIT 258		4.32	3.68	3.47	3.03
MIT 259		6.00	5.10	4.80	4.18
MIT 260		6.00	5.10	4.80	4.18
MIT 261		6.00	5.10	4.80	4.18
MIT 262		5.40	4.59	4.32	3.76
MIT 263		5.40	4.59	4.32	3.76
MIT 264		7.05	6.00	5.64	4.91
MIT 265		5.40	4.59	4.32	3.76
MIT 266		4.32	3.68	3.47	3.03
MIT 267		4.32	3.68	3.47	3.03
MIT 268		7.05	6.00	5.64	4.91
MIT 269		7.05	6.00	5.64	4.91
MIT 270		7.05	6.00	5.64	4.91
MIT 271		7.05	6.00	5.64	4.91
MIT 272		7.05	6.00	5.64	4.91
MIT 273		7.05	6.00	5.64	4.91
MIT 274		7.05	6.00	5.64	4.91
MIT 275		7.05	6.00	5.64	4.91
MIT 276		5.40	4.59	4.32	3.76
MIT 277		5.40	4.59	4.32	3.76
MIT 278		5.40	4.59	4.32	3.76
MIT 279		6.48	5.52	5.20	4.51
MIT 280		7.56	6.42	6.04	5.26
MIT 281		6.48	5.52	5.20	4.51
MIT 282		7.56	6.42	6.04	5.26
MIT 283		7.56	6.42	6.04	5.26
MIT 284		6.48	5.52	5.20	4.51
MIT 285		6.48	5.52	5.20	4.51
MIT 286		6.48	5.52	5.20	4.51
MIT 287		6.48	5.52	5.20	4.51
MIT 288		7.56	6.42	6.04	5.26
MIT 289		7.05	6.00	5.64	4.91
MIT 290		7.05	6.00	5.64	4.91
MIT 291		7.05	6.00	5.64	4.91
MIT 292		7.56	6.42	6.04	5.26
MIT 293		7.56	6.42	6.04	5.26
MIT 294		7.56	6.42	6.04	5.26
MIT 295		.90	.77	.72	.63

THORDARSON MEISSNER
INCORPORATED
A Subsidiary of COMPONENTS CORPORATION OF AMERICA

PHONE: 262-5121 (area code 618)
ELECTRONIC CENTER, MT. CARMEL, ILLINOIS 62863

Printed In USA

(DECEMBER 31,1965)

NET PRICE LIST

THORDARSON MEISSNER

Form D-166

INDUSTRIAL

PART NO.	LIST	NET and 1 to 4	5 to 49	50 to 99	100 to 499
MIT 296		7.56	6.42	6.04	5.26
MIT 297		7.56	6.42	6.04	5.26
MIT 298		7.56	6.42	6.04	5.26
MIT 299		7.56	6.42	6.04	5.26
MIT 300		.90	.77	.72	.63

P

21P47	150.00	90.00	76.50	72.00	66.00
21P48	50.00	30.00	25.50	24.00	21.00
21P49	50.00	30.00	25.50	24.00	21.00
21P50	50.00	30.00	25.50	24.00	21.00
21P51	25.00	15.00	12.75	12.00	11.00
21P52	35.00	21.00	17.85	16.80	15.40
21P53	50.00	30.00	25.50	24.00	21.00
21P62	70.00	42.00	35.70	33.60	30.80
21P63	500.00	300.00	255.00	240.00	210.00
21P64	250.00	150.00	127.50	120.00	110.00
21P65	35.00	21.00	17.85	16.80	15.40
21P66	35.00	21.00	17.85	16.80	15.40
21P67	50.00	30.00	25.50	24.00	21.00
21P68	70.00	42.00	35.70	33.60	30.80
21P69	50.00	30.00	25.50	24.00	21.00
21P70	75.00	45.00	38.20	36.00	33.00
21P71	75.00	45.00	38.20	36.00	33.00
21P72	100.00	60.00	51.00	48.00	44.00
21P73	25.00	15.00	12.75	12.00	11.00
21P75	500.00	300.00	255.00	240.00	210.00
21P76	25.00	15.00	12.75	12.00	11.00
21P77	350.00	210.00	178.50	168.00	154.00
21P78	100.00	60.00	51.00	48.00	44.00
21P79	212.50	127.50	108.30	102.00	93.50
21P80	30.00	18.00	15.30	14.40	13.20
21P81	350.00	210.00	178.50	168.00	154.00
21P82	350.00	210.00	178.50	168.00	154.00
21P83	350.00	210.00	178.50	168.00	154.00
21P84	30.00	18.00	15.30	14.40	13.20
21P85	212.50	127.50	108.30	102.00	93.50
21P86	35.00	21.00	17.85	16.80	15.40
21P87	50.00	30.00	25.50	24.00	21.00
21P88	50.00	30.00	25.50	24.00	21.00
21P89	25.00	15.00	12.75	12.00	11.00
21P90	50.00	30.00	25.50	24.00	21.00
21P91	350.00	210.00	178.50	168.00	154.00
21P92	50.00	30.00	25.50	24.00	21.00
21P93	50.00	30.00	25.50	24.00	21.00
21P94	50.00	30.00	25.50	24.00	21.00
21P95	50.00	30.00	25.50	24.00	21.00
21P96	350.00	210.00	178.50	168.00	154.00
24P79	500.00	300.00	255.00	240.00	210.00
25P56		23.00	19.50	18.60	16.28
25P57		19.00	16.20	15.30	13.30
25P58		21.00	17.85	16.80	14.60
25P59		30.00	25.50	24.00	21.00
25P60		34.50	29.30	27.60	24.04
25P61		34.50	29.30	27.60	24.04
25P62		54.00	46.00	43.00	37.40
25P63		10.80	9.17	8.63	7.51
25P64		13.50	11.47	10.80	9.40
25P65		13.50	11.47	10.80	9.40
25P66		23.00	19.50	18.60	16.28
25P67		27.00	22.95	21.60	19.00
25P68		34.50	29.30	27.60	24.04
25P69		127.50	108.50	102.00	88.77
25P70		135.00	114.00	108.00	93.50
25P71		58.00	49.00	46.00	40.70
25P72		62.00	53.00	49.00	42.90
25P73		135.00	114.00	108.00	93.50
25P74		150.00	127.00	120.00	104.50
25P75		150.00	127.00	120.00	104.50
25P76		150.00	127.00	120.00	104.50
25P77		320.00	272.00	256.00	223.30
25P78		320.00	272.00	256.00	223.30
25P79		60.00	51.00	48.00	41.80
25P80		60.00	51.00	48.00	41.80
25P81		62.00	53.00	49.00	42.90
25P82		62.00	53.00	49.00	42.90
25P83		54.00	46.00	43.00	37.40
25P84		81.00	68.80	64.80	59.40
25P85		54.00	46.00	43.00	37.40
25P86		135.00	114.00	108.00	93.50
25P87		135.00	114.00	108.00	93.50

INDUSTRIAL

PART NO.	LIST	NET and 1 to 4	5 to 49	50 to 99	100 to 499
25P88		190.00	162.00	153.00	133.00
25P89		270.00	230.00	216.00	190.00
25P90		450.00	382.00	360.00	330.00
25P92		15.90	13.85	13.06	11.10
25P93		24.00	20.40	19.20	16.72
25P94		30.00	25.50	24.00	21.00
25P95		36.00	30.60	28.80	25.10
25P96		81.00	68.80	64.80	59.40
25P97		81.00	68.80	64.80	59.40
27P30		24.00	20.40	19.20	16.72
27P31		27.00	22.95	21.60	18.80
27P32		30.00	25.50	24.00	21.00
27P33		33.00	27.05	25.40	23.00
27P34		33.00	27.05	25.40	23.00
27P35		36.00	30.60	28.80	25.10
27P36		48.00	40.80	38.40	33.50
27P37		72.00	61.20	57.60	51.00
27P38		72.00	61.20	57.60	51.00
27P39		72.00	61.20	57.60	51.00
27P40		72.00	61.20	57.60	51.00
PUL 10		6.07	5.17	4.87	4.24
PUL 11		6.07	5.17	4.87	4.24
PUL 12		6.07	5.17	4.87	4.24
PUL 13		6.07	5.17	4.87	4.24
PUL 14		6.07	5.17	4.87	4.24
PUL 15		6.07	5.17	4.87	4.24
PUL 16		6.07	5.17	4.87	4.24
PUL 17		6.07	5.17	4.87	4.24
PUL 18		6.07	5.17	4.87	4.24
PUL 19		6.07	5.17	4.87	4.24
PUL 20		6.07	5.17	4.87	4.24
PUL 21		6.07	5.17	4.87	4.24
PUL 22		6.07	5.17	4.87	4.24
PUL 23		6.07	5.17	4.87	4.24
PUL 24		6.07	5.17	4.87	4.24
PUL 25		6.07	5.17	4.87	4.24
PUL 26		6.07	5.17	4.87	4.24
PUL 27		6.07	5.17	4.87	4.24
PUL 28		6.07	5.17	4.87	4.24
PUL 29		6.07	5.17	4.87	4.24
PUL 30		6.07	5.17	4.87	4.24
PUL 31		6.07	5.17	4.87	4.24
PUL 32		6.75	5.73	5.49	4.70
PUL 33		6.75	5.73	5.49	4.70
PUL 34		6.75	5.73	5.49	4.70
PUL 35		6.75	5.73	5.49	4.70
PUL 36		6.75	5.73	5.49	4.70
PUL 37		6.75	5.73	5.49	4.70
PUL 38		6.75	5.73	5.49	4.70
PUL 39		6.07	5.17	4.87	4.24
PUL 40		6.07	5.17	4.87	4.24
PUL 41		6.07	5.17	4.87	4.24
PUL 42		6.07	5.17	4.87	4.24
PUL 43		6.07	5.17	4.87	4.24
PUL 44		6.07	5.17	4.87	4.24
PUL 45		6.07	5.17	4.87	4.24
PUL 46		6.07	5.17	4.87	4.24
PUL 47		6.07	5.17	4.87	4.24
PUL 48		6.07	5.17	4.87	4.24
PUL 49		6.07	5.17	4.87	4.24
PUL 50		6.07	5.17	4.87	4.24
PUL 51		12.14	10.34	9.74	8.48
PUL 52		12.14	10.34	9.74	8.48
PUL 53		12.14	10.34	9.74	8.48
PUL 54		12.14	10.34	9.74	8.48
PUL 55		12.14	10.34	9.74	8.48
PUL 56		12.14	10.34	9.74	8.48
PUL 57		12.14	10.34	9.74	8.48
PUL 58		12.14	10.34	9.74	8.48
PUL 59		12.14	10.34	9.74	8.48
PUL 60		12.14	10.34	9.74	8.48
PUL 61		12.14	10.34	9.74	8.48
PUL 62		12.14	10.34	9.74	8.48
PUL 63		12.14	10.34	9.74	8.48
PUL 64		12.14	10.34	9.74	8.48
PUL 65		12.14	10.34	9.74	8.48
PUL 66		12.14	10.34	9.74	8.48
PUL 67		12.14	10.34	9.74	8.48
PUL 68		12.14	10.34	9.74	8.48
PUL 69		12.14	10.34	9.74	8.48
PUL 70		12.14	10.34	9.74	8.48
PUL 71		12.14	10.34	9.74	8.48
PUL 72		12.14	10.34	9.74	8.48
PUL 73		12.14	10.34	9.74	8.48

INDUSTRIAL

PART NO.	LIST	NET and 1 to 4	5 to 49	50 to 99	100 to 499
PUL 74		12.14	10.34	9.74	8.48
PUL 75		12.14	10.34	9.74	8.48
PUL 76		12.14	10.34	9.74	8.48
PUL 77		12.14	10.34	9.74	8.48
PUL 78		12.14	10.34	9.74	8.48
PUL 79		12.14	10.34	9.74	8.48

R

22R00	12.50	7.50	6.40	6.00	5.50
22R01	12.50	7.50	6.40	6.00	5.50
22R02	12.50	7.50	6.40	6.00	5.50
22R03	40.00	24.00	20.40	19.20	17.60
22R04	13.75	8.25	7.01	6.60	6.05
22R05	20.00	12.00	10.20	9.60	8.80
22R05U	20.00	12.00	10.20	9.60	8.80
22R06	20.00	12.00	10.20	9.60	8.80
22R07	25.00	15.00	12.75	12.00	11.00
22R08	10.00	6.00	5.10	4.80	4.40
22R09	10.00	6.00	5.10	4.80	4.40
22R10	12.50	7.50	6.40	6.00	5.50
22R11	12.50	7.50	6.40	6.00	5.50
22R12	10.00	6.00	5.10	4.80	4.40
22R13	9.00	5.40	4.60	4.30	4.00
22R14	20.00	12.00	10.20	9.60	8.80
22R15	20.00	12.00	10.20	9.60	8.80
22R16	20.00	12.00	10.20	9.60	8.80
22R17	20.00	12.00	10.20	9.60	8.80
22R18	10.00	6.00	5.10	4.80	4.40
22R19	10.00	6.00	5.10	4.80	4.40
22R20	10.00	6.00	5.10	4.80	4.40
22R21	25.00	15.00	12.75	12.00	11.00
22R22	9.00	5.40	4.60	4.30	4.00
22R23	7.50	4.50	3.80	3.60	3.30
22R24	12.50	7.50	6.40	6.00	5.50
22R25	7.50	4.50	3.80	3.60	3.30
22R26	7.50	4.50	3.80	3.60	3.30
22R27	12.50	7.50	6.40	6.00	5.50
22R28	10.00	6.00	5.10	4.80	4.40
22R29	10.00	6.00	5.10	4.80	4.40
22R30	12.50	7.50	6.40	6.00	5.50
22R31	25.00	15.00	12.75	12.00	11.00
22R32	18.00	10.80	9.18	8.64	7.92
22R33	30.00	18.00	15.30	14.40	13.20
22R34	40.00	24.00	20.40	19.20	17.60
22R35	40.00	24.00	20.40	19.20	17.60
22R36	30.00	18.00	15.30	14.40	13.20
22R37	20.00	12.00	10.20	9.60	8.80
22R38	20.00	12.00	10.20	9.60	8.80
22R39	5.00	3.00	2.58	2.40	2.20
22R40	25.00	15.00	12.75	12.00	11.00
22R41	7.50	4.50	3.80	3.60	3.30
22R42	20.00	12.00	10.20	9.60	8.80
22R43	20.00	12.00	10.20	9.60	8.80
22R44	12.50	7.50	6.40	6.00	5.50
22R45	20.00	12.00	10.20	9.60	8.80
22R46	20.00	12.00	10.20	9.60	8.80
22R47	12.50	7.50	6.40	6.00	5.50
22R48	9.00	5.40	4.60	4.30	4.00
22R49	40.00	24.00	20.40	19.20	17.60
22R50	9.00	5.40	4.60	4.30	4.00
22R51	40.00	24.00	20.40	19.20	17.60
22R52	7.50	4.50	3.80	3.60	3.30
22R53	9.00	5.40	4.60	4.30	4.00
22R54	9.00	5.40	4.60	4.30	4.00
22R55	4.00	2.40	2.04	1.92	1.76
22R56	40.00	24.00	20.40	19.20	17.60
22R57	7.50	4.50	3.80	3.60	3.30
22R58	75.00	45.00	38.00	36.00	33.00
22R59	50.00	30.00	25.50	24.00	22.00
22R60	40.00	24.00	20.40	19.20	17.60
22R61	10.00	6.00	5.10	4.80	4.40
22R63	12.50	7.50	6.40	6.00	5.50
22R64	30.00	18.00	15.30	14.40	13.20
22R65	30.00	18.00	15.30	14.40	13.20
22R66	30.00	18.00	15.30	14.40	13.20
22R67	10.00	6.00	5.10	4.80	4.40
22R68	30.00	18.00	15.30	14.40	13.20
22R69	8.00	4.80	4.08	3.84	3.52
22R70	10.00	6.00	5.10	4.80	4.40
22R71	10.00	6.00	5.10	4.80	4.40
22R72	5.00	3.00	2.55	2.40	2.20
22R73	7.50	4.50	3.80	3.60	3.30
22R74	7.50	4.50	3.80	3.60	3.30
22R75	7.50	4.50	3.80	3.60	3.30
22R76	7.50	4.50	3.80	3.60	3.30

THORDARSON MEISSNER
INCORPORATED
A Subsidiary of COMPONENTS CORPORATION OF AMERICA

PHONE: 262-5121 (area code 618)
ELECTRONIC CENTER, MT. CARMEL, ILLINOIS 62863

Printed In USA

(DECEMBER 31,1965)

NET PRICE LIST

Form D-166

THORDARSON MEISSNER

INDUSTRIAL

PART NO.	LIST	NET and 1 to 4	5 to 49	50 to 99	100 to 499
22R77	7.50	4.50	3.80	3.60	3.30
22R78	7.50	4.50	3.80	3.60	3.30
22R79	8.00	4.80	4.08	3.84	3.52
22R80	8.00	4.80	4.08	3.84	3.52
22R81	8.00	4.80	4.08	3.84	3.52
22R82	15.00	9.00	7.65	7.20	6.60
22R83	25.00	15.00	12.75	12.00	11.00
22R84	12.50	7.50	6.40	6.00	5.50
22R85	12.50	7.50	6.40	6.00	5.50
22R86	8.00	4.80	4.08	3.84	3.52
22R87	20.00	12.00	10.20	9.60	8.80
22R88	20.00	12.00	10.20	9.60	8.80
22R89	20.00	12.00	10.20	9.60	8.80
22R90	15.00	9.00	7.65	7.20	6.60
22R91	15.00	9.00	7.65	7.20	6.60
22R92	15.00	9.00	7.65	7.20	6.60
22R93	15.00	9.00	7.65	7.20	6.60
22R94	15.00	9.00	7.65	7.20	6.60
22R95	15.00	9.00	7.65	7.20	6.60
22R96	15.00	9.00	7.65	7.20	6.60
22R97	15.00	9.00	7.65	7.20	6.60
22R98	15.00	9.00	7.65	7.20	6.60
22R99	15.00	9.00	7.65	7.20	6.60
22R101	30.00	18.00	15.30	14.40	13.20
22R102	30.00	18.00	15.30	14.40	13.20
22R103	30.00	18.00	15.30	14.40	13.20
22R104	30.00	18.00	15.30	14.40	13.20
22R105	30.00	18.00	15.30	14.40	13.20
22R106	30.00	18.00	15.30	14.40	13.20
22R107	30.00	18.00	15.30	14.40	13.20
22R108	30.00	18.00	15.30	14.40	13.20
22R109	15.00	9.00	7.65	7.20	6.60
22R110	40.00	24.00	20.40	19.20	17.60
22R111	40.00	24.00	20.40	19.20	17.60
22R112	40.00	24.00	20.40	19.20	17.60
22R113	40.00	24.00	20.40	19.20	17.60
22R114	40.00	24.00	20.40	19.20	17.60
22R115	3.00	1.80	1.53	1.44	1.32
22R116	40.00	24.00	20.40	19.20	17.60
22R118	50.00	30.00	25.50	24.00	22.00
22R119	50.00	30.00	25.50	24.00	22.00
22R120	12.50	7.50	6.40	6.00	5.50
22R121	50.00	30.00	25.50	24.00	22.00
22R122	50.00	30.00	25.50	24.00	22.00
22R123	100.00	60.00	51.00	48.00	44.00
22R124	30.00	18.00	15.30	14.40	13.20
22R125	50.00	30.00	25.50	24.00	22.00
22R126	50.00	30.00	25.50	24.00	22.00
22R127	50.00	30.00	25.50	24.00	22.00
22R128	50.00	30.00	25.50	24.00	22.00
22R129	87.50	52.50	44.60	42.00	38.50
22R130	87.50	52.50	44.60	42.00	38.50
22R131	50.00	30.00	25.50	24.00	22.00
22R132	50.00	30.00	25.50	24.00	22.00
22R133	30.00	18.00	15.30	14.40	13.20
22R134	30.00	18.00	15.30	14.40	13.20
22R135	30.00	18.00	15.30	14.40	13.20
24R00	10.00	6.00	5.10	4.80	4.40
24R00U	10.00	6.00	5.10	4.80	4.40
24R01	10.00	6.00	5.10	4.80	4.40
24R01U	10.00	6.00	5.10	4.80	4.40
24R02	12.50	7.50	6.40	6.00	5.50
24R02U	12.50	7.50	6.40	6.00	5.50
24R03	25.00	15.00	12.75	12.00	11.00
24R04	12.75	7.65	6.50	6.12	5.61
24R04U	12.75	7.65	6.50	6.12	5.61
24R05	15.00	9.00	7.65	7.20	6.60
24R05U	15.00	9.00	7.65	7.20	6.60
24R06	20.00	12.00	10.20	9.60	8.80
24R06U	20.00	12.00	10.20	9.60	8.80
24R07	20.00	12.00	10.20	9.60	8.80
24R07U	20.00	12.00	10.20	9.60	8.80
24R08	12.50	7.50	6.40	6.00	5.50
24R08U	12.50	7.50	6.40	6.00	5.50
24R09	12.50	7.50	6.40	6.00	5.50
24R09U	12.50	7.50	6.40	6.00	5.50
24R10	12.50	7.50	6.40	6.00	5.50
24R11	8.00	4.80	4.08	3.84	3.52
24R11U	8.00	4.80	4.08	3.84	3.52
24R12	10.00	6.00	5.10	4.80	4.40
24R12U	10.00	6.00	5.10	4.80	4.40
24R13	12.50	7.50	6.40	6.00	5.50
24R13U	12.50	7.50	6.40	6.00	5.50
24R14	25.00	15.00	12.75	12.00	11.00
24R15	25.00	15.00	12.75	12.00	11.00
24R16	12.50	7.50	6.40	6.00	5.50

THORDARSON MEISSNER

INDUSTRIAL

PART NO.	LIST	NET and 1 to 4	5 to 49	50 to 99	100 to 499
24R17	15.00	9.00	7.65	7.20	6.60
24R18	25.00	15.00	12.75	12.00	11.00
24R19	10.00	6.00	5.10	4.80	4.40
24R19U	10.00	6.00	5.10	4.80	4.40
24R20	15.00	9.00	7.65	7.20	6.60
24R20U	15.00	9.00	7.65	7.20	6.60
24R21	20.00	12.00	10.20	9.60	8.80
24R21U	20.00	12.00	10.20	9.60	8.80
24R22	20.00	12.00	10.20	9.60	8.80
24R22U	20.00	12.00	10.20	9.60	8.80
24R23	25.00	15.00	12.75	12.00	11.00
24R24	12.50	7.50	6.40	6.00	5.50
24R25	15.00	9.00	7.65	7.20	6.60
24R26	12.50	7.50	6.40	6.00	5.50
24R26U	12.50	7.50	6.40	6.00	5.50
24R27	25.00	15.00	12.75	12.00	11.00
24R28	30.00	18.00	15.30	14.40	13.20
24R29	30.00	18.00	15.30	14.40	13.20
24R30	15.00	9.00	7.65	7.20	6.60
24R31	40.00	24.00	20.40	19.20	17.60
24R32	30.00	18.00	15.30	14.40	13.20
24R33	10.00	6.00	5.10	4.80	4.40
24R34	10.00	6.00	5.10	4.80	4.40
24R35	15.00	9.00	7.65	7.20	6.60
24R36	16.25	9.75	8.29	7.80	7.15
24R37	40.00	24.00	20.40	19.20	17.60
24R38	18.75	11.25	9.56	9.00	8.25
24R39	18.75	11.25	9.56	9.00	8.25
24R40	15.00	9.00	7.65	7.20	6.60
24R40U	15.00	9.00	7.65	7.20	6.60
24R41	11.25	6.75	5.74	5.40	4.70
24R42	18.75	11.25	9.56	9.00	8.25
24R43	11.25	6.75	5.74	5.40	4.70
24R44	18.75	11.25	9.56	9.00	8.25
24R45	18.75	11.25	9.56	9.00	8.25
24R46	18.75	11.25	9.56	9.00	8.25
24R48	18.75	11.25	9.56	9.00	8.25
24R49	20.00	12.00	10.20	9.60	8.80
24R50	8.75	5.20	4.46	4.20	3.85
24R51	10.00	6.00	5.10	4.80	4.40
24R52	12.50	7.50	6.40	6.00	5.50
24R53	12.50	7.50	6.40	6.00	5.50
24R54	12.50	7.50	6.40	6.00	5.50
24R55	12.50	7.50	6.40	6.00	5.50
24R56	15.00	9.00	7.65	7.20	6.60
24R57	15.00	9.00	7.65	7.20	6.60
24R58	15.00	9.00	7.65	7.20	6.60
24R59	15.00	9.00	7.65	7.20	6.60
24R60	20.00	12.00	10.20	9.60	8.80
24R61	20.00	12.00	10.20	9.60	8.80
24R62	20.00	12.00	10.20	9.60	8.80
24R63	20.00	12.00	10.20	9.60	8.80
24R64	20.00	12.00	10.20	9.60	8.80
24R65	20.00	12.00	10.20	9.60	8.80
24R66	15.00	9.00	7.65	7.20	6.60
24R67	7.50	4.50	3.80	3.60	3.30
24R68	10.00	6.00	5.10	4.80	4.40
24R69	10.00	6.00	5.10	4.80	4.40
24R70	10.00	6.00	5.10	4.80	4.40
24R71	9.00	5.40	4.60	4.30	4.00
24R72	9.00	5.40	4.60	4.30	4.00
24R73	10.00	6.00	5.10	4.80	4.40
24R74	12.50	7.50	6.40	6.00	5.50
24R75	25.00	15.00	12.75	12.00	11.00
24R76	25.00	15.00	12.75	12.00	11.00
24R77	25.00	15.00	12.75	12.00	11.00
24R78	25.00	15.00	12.75	12.00	11.00
24R79	25.00	15.00	12.75	12.00	11.00
24R80	20.00	12.00	10.20	9.60	8.80
24R81	15.00	9.00	7.65	7.20	6.60
24R82	15.00	9.00	7.65	7.20	6.60
24R83	20.00	12.00	10.20	9.60	8.80
24R84	20.00	12.00	10.20	9.60	8.80
24R85	25.00	15.00	12.75	12.00	11.00
24R86	40.00	24.00	20.40	19.20	17.60
24R87	15.00	9.00	7.65	7.20	6.60
24R88	10.00	6.00	5.10	4.80	4.40
24R89	7.50	4.50	3.80	3.60	3.30
24R90	7.50	4.50	3.80	3.60	3.30
24R91	20.00	12.00	10.20	9.60	8.80
24R92	25.00	15.00	12.75	12.00	11.00
24R93	15.00	9.00	7.65	7.20	6.60
24R94	30.00	18.00	15.30	14.40	13.20
24R95	20.00	12.00	10.20	9.60	8.80
24R96	10.00	6.00	5.10	4.80	4.40
24R97	40.00	24.00	20.40	19.20	17.60
24R98	20.00	12.00	10.20	9.60	8.80
24R100	25.00	15.00	12.75	12.00	11.00

THORDARSON MEISSNER

INDUSTRIAL

PART NO.	LIST	NET and 1 to 4	5 to 49	50 to 99	100 to 499
24R101	25.00	15.00	12.75	12.00	11.00
24R102	25.00	15.00	12.75	12.00	11.00
24R103	20.00	12.00	10.20	9.60	8.80
24R104	20.00	12.00	10.20	9.60	8.80
24R105	20.00	12.00	10.20	9.60	8.80
24R107	5.00	3.00	2.58	2.40	2.20
24R108	12.75	7.65	6.50	6.12	5.61
24R109	9.00	5.40	4.60	4.30	4.00
24R111	25.00	15.00	12.75	12.00	11.00
24R112	25.00	15.00	12.75	12.00	11.00
24R113	25.00	15.00	12.75	12.00	11.00
24R115	20.00	12.00	10.20	9.60	8.80
24R116	25.00	15.00	12.75	12.00	11.00
24R117	60.00	36.00	30.60	28.80	26.40
24R118	60.00	36.00	30.60	28.80	26.40
24R119	25.00	15.00	12.75	12.00	11.00
24R120	25.00	15.00	12.75	12.00	11.00
24R121	25.00	15.00	12.75	12.00	11.00
24R122	50.00	30.00	25.50	24.00	22.00
24R123	50.00	30.00	25.50	24.00	22.00
24R125	30.00	18.00	15.30	14.40	13.20
24R127	40.00	24.00	20.40	19.20	17.60
24R128	40.00	24.00	20.40	19.20	17.60
24R129	40.00	24.00	20.40	19.20	17.60
24R130	40.00	24.00	20.40	19.20	17.60
24R131	40.00	24.00	20.40	19.20	17.60
24R132	25.00	15.00	12.75	12.00	11.00
24R134	50.00	30.00	25.50	24.00	22.00
24R135	50.00	30.00	25.50	24.00	22.00
24R137	25.00	15.00	12.75	12.00	11.00
24R138	30.00	18.00	15.30	14.40	13.20
24R139	75.00	45.00	38.20	36.00	33.00
24R140	50.00	30.00	25.50	24.00	22.00
24R141	50.00	30.00	25.50	24.00	22.00
24R142	60.00	36.00	30.60	28.80	26.40
24R143	50.00	30.00	25.50	24.00	22.00
24R144	75.00	45.00	38.20	36.00	33.00
24R145	50.00	30.00	25.50	24.00	22.00
24R146	75.00	45.00	38.20	36.00	33.00
24R147	75.00	45.00	38.20	36.00	33.00
24R148	75.00	45.00	38.20	36.00	33.00
24R149	75.00	45.00	38.20	36.00	33.00
24R150	75.00	45.00	38.20	36.00	33.00
24R151	30.00	18.00	15.30	14.40	13.20
24R152	50.00	30.00	25.50	24.00	22.00
24R153	75.00	45.00	38.20	36.00	33.00
24R154	40.00	24.00	20.40	19.20	17.60
24R155	87.50	78.70	66.90	63.00	54.60
24R156	87.50	78.70	66.90	63.00	54.60
25R01		15.00	12.75	12.00	11.00
25R02		15.00	12.75	12.00	11.00
25R03		15.00	12.75	12.00	11.00
25R04		15.00	12.75	12.00	11.00
25R05		15.00	12.75	12.00	11.00
25R06		15.00	12.75	12.00	11.00
25R07		15.00	12.75	12.00	11.00
25R08		18.00	15.30	14.40	13.20
25R09		18.00	15.30	14.40	13.20
25R10		20.25	17.20	16.20	14.85
25R11		20.25	17.20	16.20	14.85
25R12		15.00	12.75	12.00	11.00
25R13		15.00	12.75	12.00	11.00
25R14		26.25	22.30	21.00	19.25
25R15		30.00	25.50	24.00	22.00
25R16		18.00	15.30	14.40	13.20
25R17		15.00	12.75	12.00	11.00
25R18		18.00	15.30	14.40	13.20
25R19		20.25	17.20	16.20	14.85
25R20		26.25	22.30	21.00	19.25
25R21		18.00	15.30	14.40	13.20
25R22		15.00	12.75	12.00	11.00
25R23		15.00	12.75	12.00	11.00
25R24		15.00	12.75	12.00	11.00
25R26		15.00	12.75	12.00	11.00
25R27		15.00	12.75	12.00	11.00
25R28		15.00	12.75	12.00	11.00
25R29		20.25	17.20	16.20	14.85
25R30		20.25	17.20	16.20	14.85
25R31		20.25	17.20	16.20	14.85
25R32		30.00	25.50	24.00	22.00
25R33		30.00	25.50	24.00	22.00
25R34		30.00	25.50	24.00	22.00
25R35		20.25	17.20	16.20	14.85
25R36		15.00	12.75	12.00	11.00
25R37		20.25	17.20	16.20	14.85
25R38		20.25	17.20	16.20	14.85

THORDARSON MEISSNER
INCORPORATED
A Subsidiary of COMPONENTS CORPORATION OF AMERICA

PHONE: 262-5121 (area code 618)
ELECTRONIC CENTER, MT. CARMEL, ILLINOIS 62863

Printed In USA

(DECEMBER 31, 1965)

THORDARSON MEISSNER

NET PRICE LIST

THORDARSON MEISSNER

Form D-166

INDUSTRIAL

PART NO.	LIST	NET and 1 to 4	5 to 49	50 to 99	100 to 499
25R39		26.25	22.30	21.00	19.25
25R40		30.00	25.50	24.00	22.00
25R41		30.00	25.50	24.00	22.00
25R42		20.25	17.20	16.20	14.85
25R43		18.00	15.30	14.40	13.20
25R44		10.80	9.18	8.64	7.53
25R45		10.80	9.18	8.64	7.53
25R46		20.25	17.20	16.20	14.85
25R47		22.50	19.13	18.00	16.50
25R48		22.50	19.13	18.00	16.50
25R49		32.00	27.00	25.00	22.00
25R50		15.00	12.75	12.00	11.00
25R51		20.25	17.20	16.20	14.85
25R52		15.00	12.75	12.00	11.00
25R53		18.00	15.30	14.40	13.20
25R54		22.50	19.13	18.00	16.50
25R55		32.00	27.00	25.00	22.00
25R56		7.50	6.38	6.00	5.50
25R57		4.65	3.95	3.72	3.24
25R58		3.27	2.80	2.62	2.28
25R59		60.00	51.00	48.00	44.00
25R60		18.00	15.30	14.40	13.20
25R61		18.00	15.30	14.40	13.20
26R00	30.00	18.00			
26R01	30.00	18.00			
26R02	37.50	22.50			
26R03	30.00	18.00			
26R04	33.00	19.80			
26R05	38.50	23.10			
26R06	38.50	23.10			
26R07	38.50	23.10			
26R08	30.00	18.00			
26R09	33.00	19.80			
26R10	30.00	18.00			
26R11	30.00	18.00			
26R12	30.00	18.00			
26R13	27.00	16.20			
26R14	27.00	16.20			
26R15	30.00	18.00			
26R16	25.00	15.00			
26R17	30.00	18.00			
26R18	30.00	18.00			
26R19	30.00	18.00			
26R20	40.00	24.00			
26R21	33.00	19.80			
26R22	25.00	15.00			
26R23	25.00	15.00			
26R24	40.00	24.00			
26R25U	25.00	15.00			
26R26U	40.00	24.00			
26R27U	30.00	18.00			
26R28U	20.00	12.00			
26R29U	30.00	18.00			
26R30U	30.00	18.00			
26R31	12.50	7.50			
26R31U	12.50	7.50			
26R32	12.50	7.50			
26R33	30.00	18.00			
26R34	40.00	24.00			
26R35	40.00	24.00			
26R36	25.00	15.00			
26R37	5.00	3.00			
26R38	6.80	4.08			
26R39	12.50	7.50			
26R40	33.00	19.80			
26R41	33.00	19.80			
26R42	25.00	15.00			
26R43	30.00	18.00			
26R44	25.00	15.00			
26R45	25.00	15.00			
26R46	33.00	19.80			
26R47	30.00	18.00			
26R48	30.00	18.00			
26R49	30.00	18.00			
26R50	30.00	18.00			
26R51	30.00	18.00			
26R52	33.00	19.80			
26R53	25.00	15.00			
26R54	20.00	12.00			
26R55	25.00	15.00			
26R56	30.00	18.00			
26R57	33.00	19.80			
26R58	40.00	24.00			
26R59	30.00	18.00			
26R60	6.80	4.08			
26R61	30.00	18.00			

INDUSTRIAL

PART NO.	LIST	NET and 1 to 4	5 to 49	50 to 99	100 to 499
26R62	33.00	19.80			
26R63	25.00	15.00			
26R64	20.00	12.00			
26R65	20.00	12.00			
26R66	40.00	24.00			
26R67	33.00	19.80			
26R68	25.00	15.00			
26R69	30.00	18.00			
26R70	30.00	18.00			
26R71	30.00	18.00			
26R72	40.00	24.00			
26R73	33.00	19.80			
26R74	30.00	18.00			
26R75	38.50	23.10			
26R76	50.00	30.00			
26R77	30.00	18.00			
26R78	30.00	18.00			
26R79	33.00	19.80			
26R80	37.50	22.50			
26R81	33.00	19.80			
26R82	25.00	15.00			
26R83	25.00	15.00			
26R84	25.00	15.00			
26R85	25.00	15.00			
26R86	33.00	19.80			
26R87	25.00	15.00			
26R88	33.00	19.80			
26R89	40.00	24.00			
26R90	25.00	15.00			
26R91	33.00	19.80			
26R92	40.00	24.00			
26R93	30.00	18.00			
26R94	40.00	24.00			
26R95	33.00	19.80			
26R96	33.00	19.80			
26R97	25.00	15.00			
26R98	33.00	19.80			
26R99	33.00	19.80			
26R100	40.00	24.00			
26R101	40.00	24.00			
26R102	33.00	19.80			
26R103	33.00	19.80			
26R104	33.00	19.80			
26R105	33.00	19.80			
26R106	30.00	18.00			
26R107	25.00	15.00			
26R108	25.00	15.00			
26R109	27.50	16.50			
26R110	27.50	16.50			
26R111	27.50	16.50			
26R112	30.00	18.00			
26R113	30.00	18.00			
26R114	25.00	15.00			
26R115	30.00	18.00			
26R116	30.00	18.00			
26R117	30.00	18.00			
26R118	30.00	18.00			
26R119	30.00	18.00			
26R120	30.00	18.00			
26R121	30.00	18.00			
26R122	30.00	18.00			
26R123	30.00	18.00			
26R124	30.00	18.00			
26R125	30.00	18.00			
26R126	30.00	18.00			
26R127	30.00	18.00			
26R128	30.00	18.00			
26R129	30.00	18.00			
26R130	30.00	18.00			
26R131	30.00	18.00			
26R132	30.00	18.00			
26R133	30.00	18.00			
26R134	30.00	18.00			
26R135	25.00	15.00			
26R136	30.00	18.00			
26R137	27.50	16.50			
26R138	27.50	16.50			
26R139	27.50	16.50			
26R140	33.00	19.80			
26R141	27.50	16.50			
26R142	25.00	15.00			
26R143	30.00	18.00			
26R144	30.00	18.00			
26R145	50.00	30.00			
26R148	40.00	24.00			
26R149	40.00	24.00			
26R150	30.00	18.00			
26R151	30.00	18.00			

INDUSTRIAL

PART NO.	LIST	NET and 1 to 4	5 to 49	50 to 99	100 to 499
26R152	30.00	18.00			
26R153	30.00	18.00			
26R154	30.00	18.00			
26R155	30.00	18.00			
R1068X	9.00	5.40			
27R01		12.00	10.20	9.60	8.36
27R02		16.20	13.71	12.96	11.28
27R03		18.30	15.55	14.64	12.75
27R04		18.30	15.55	14.64	12.75
27R05		24.00	20.40	19.20	16.72
27R06		27.00	22.95	21.60	18.81
27R07		27.00	22.95	21.60	18.81
27R08		33.00	27.05	26.40	22.99
27R09		45.00	38.25	36.00	31.35
27R10		24.00	20.40	19.20	16.72
27R11		33.00	27.05	26.40	22.99
27R12		45.00	38.25	36.00	31.35
27R13		18.30	15.55	14.64	12.75
27R14		24.00	20.40	19.20	16.72
27R15		27.00	22.95	21.60	18.81
27R16		37.50	31.90	30.00	26.13
27R17		27.00	22.95	21.60	18.81
27R18		33.00	27.05	26.40	22.99
27R19		33.00	27.05	26.40	22.99
27R20		13.50	11.47	10.80	9.41
27R21		14.25	12.11	11.40	9.97
27R22		18.30	15.55	14.64	12.75
27R23		20.25	17.21	16.20	14.85
27R24		20.25	17.21	16.20	14.85
27R25		24.00	20.40	19.20	16.72
27R26		33.00	27.05	26.40	22.99
27R27		36.00	30.60	28.80	26.40
27R28		45.00	38.25	36.00	33.00
27R29		36.00	30.60	28.80	26.40
27R30		45.00	38.25	36.00	33.00
27R31		24.00	20.40	19.20	16.72
27R32		24.00	20.40	19.20	16.72
27R33		24.00	20.40	19.20	16.72
27R34		30.00	25.50	24.00	22.00
27R35		36.00	30.60	28.80	26.40
27R36		36.00	30.60	28.80	26.40
27R37		45.00	38.25	36.00	33.00
27R38		16.20	13.71	12.96	11.28
27R39		18.30	15.55	14.64	12.75
27R40		18.30	15.55	14.64	12.75
27R41		18.30	15.55	14.64	12.75
27R42		20.25	17.21	16.20	14.85
27R43		18.30	15.55	14.64	12.75
27R44		20.25	17.21	16.20	14.85
27R45		20.25	17.21	16.20	14.85
27R46		24.00	20.40	19.20	16.72
27R47		30.00	25.50	24.00	22.00
27R48		30.00	25.50	24.00	22.00
27R49		45.00	38.25	36.00	33.00
27R50		18.30	15.55	14.64	12.75
27R51		18.30	15.55	14.64	12.75
27R52		30.00	25.50	24.00	22.00
27R53		30.00	25.50	24.00	22.00
27R54		30.00	25.50	24.00	22.00
27R55		30.00	25.50	24.00	22.00
27R56		30.00	25.50	24.00	22.00
27R57		45.00	38.25	36.00	33.00
27R58		30.00	25.50	24.00	22.00
27R59		30.00	25.50	24.00	22.00
27R60		20.25	17.21	16.20	14.85
27R61		45.00	38.25	36.00	33.00
27R62		20.25	17.21	16.20	14.85
27R63		12.00	10.20	9.60	8.36
27R64		20.25	17.21	16.20	14.85
27R65		12.00	10.20	9.60	8.36
27R66		30.00	25.50	24.00	22.00
27R67		20.25	17.21	16.20	14.85
27R68		20.25	17.21	16.20	14.85
27R69		16.20	13.71	12.96	11.28
27R70		30.00	25.50	24.00	22.00
27R71		18.30	15.55	14.64	12.75
27R72		30.00	25.50	24.00	22.00
27R73		30.00	25.50	24.00	22.00
27R74		24.00	20.40	19.20	16.72
27R75		16.20	13.71	12.96	11.28
27R76		16.20	13.71	12.96	11.28
27R77		24.00	20.40	19.20	16.72
27R78		24.00	20.40	19.20	16.72
27R79		45.00	38.25	36.00	33.00
27R80		30.00	25.50	24.00	22.00
27R81		36.00	30.60	28.80	26.40

THORDARSON MEISSNER
INCORPORATED
A Subsidiary of COMPONENTS CORPORATION OF AMERICA

PHONE: 262-5121 (area code 618)
ELECTRONIC CENTER, MT. CARMEL, ILLINOIS 62863

Printed In USA

(DECEMBER 31,1965)

THORDARSON MEISSNER

NET PRICE LIST

Form D-166

INDUSTRIAL

PART NO.	LIST	NET and 1 to 4	5 to 49	50 to 99	100 to 499
27R82		45.00	38.25	36.00	33.00
27R83		36.00	30.60	28.80	26.40
27R84		36.00	30.60	28.80	26.40
27R85		45.00	38.25	36.00	33.00
27R86		20.25	17.21	16.20	14.85
27R87		30.00	25.50	24.00	22.00
27R88		24.00	20.40	19.20	16.72
27R89		30.00	25.50	24.00	22.00
27R90		30.00	25.50	24.00	22.00
27R91		20.25	17.21	16.20	14.85
27R92		24.00	20.40	19.20	16.72
27R93		36.00	30.60	28.80	26.40
27R94		24.00	20.40	19.20	16.72
27R95		24.00	20.40	19.20	16.72
27R96		24.00	20.40	19.20	16.72
27R97		60.00	51.00	48.00	44.00
27R98		36.00	30.60	28.80	26.40
27R99		60.00	51.00	48.00	44.00
27R100		30.00	25.50	24.00	22.00
27R101		30.00	25.50	24.00	22.00
27R102		33.00	27.05	26.40	22.99
27R103		33.00	27.05	26.40	22.99
27R104		30.00	25.50	24.00	22.00
27R105		30.00	25.50	24.00	22.00
27R106		30.00	25.50	24.00	22.00
27R107		24.00	20.40	19.20	16.72
27R108		24.00	20.40	19.20	16.72
27R109		24.00	20.40	19.20	16.72
27R110		27.00	22.95	21.60	18.81
27R111		36.00	30.60	28.80	26.40
27R112		60.00	51.00	48.00	44.00
27R113		60.00	51.00	48.00	44.00
27R114		18.30	15.55	14.64	12.75
27R115		21.75	18.48	17.40	15.95
27R116		27.00	22.95	21.60	18.81
27R117		60.00	51.00	48.00	44.00
27R118		60.00	51.00	48.00	44.00
27R119		63.00	53.55	50.40	46.20
27R121		63.00	53.55	50.40	46.20
27R122		63.00	53.55	50.40	46.20
27R123		63.00	53.55	50.40	46.20
27R124		63.00	53.55	50.40	46.20
27R127		63.00	53.55	50.40	46.20
27R128		63.00	53.55	50.40	46.20
27R129		63.00	53.55	50.40	46.20
27R131		60.00	51.00	48.00	44.00
27R132		60.00	51.00	48.00	44.00
27R133		60.00	51.00	48.00	44.00
27R134		60.00	51.00	48.00	44.00
27R135		60.00	51.00	48.00	44.00
27R136		60.00	51.00	48.00	44.00
27R137		60.00	51.00	48.00	44.00
27R138		60.00	51.00	48.00	44.00
27R139		60.00	51.00	48.00	44.00
27R140		60.00	51.00	48.00	44.00
27R141		60.00	51.00	48.00	44.00
27R142		63.00	53.55	50.40	46.20
27R143		63.00	53.55	50.40	46.20
27R144		90.00	76.50	72.00	66.00
27R145		90.00	76.50	72.00	66.00
27R146		90.00	76.50	72.00	66.00
27R147		90.00	76.50	72.00	66.00
27R148		90.00	76.50	72.00	66.00
27R149		90.00	76.50	72.00	66.00
27R150		90.00	76.50	72.00	66.00
27R151		90.00	76.50	72.00	66.00
27R152		90.00	76.50	72.00	66.00
27R153		90.00	76.50	72.00	66.00
27R154		60.00	51.00	48.00	44.00
27R155		90.00	76.50	72.00	66.00
27R156		90.00	76.50	72.00	66.00
27R158		90.00	76.50	72.00	66.00
27R159		90.00	76.50	72.00	66.00
27R160		45.00	38.25	36.00	33.00
27R161		60.00	51.00	48.00	44.00
27R162		90.00	76.50	72.00	66.00
27R163		90.00	76.50	72.00	66.00
27R164		30.00	25.50	24.00	22.00
27R165		30.00	25.50	24.00	22.00
27R166		30.00	25.50	24.00	22.00
27R167		10.66	9.07	8.54	7.44

THORDARSON MEISSNER

INDUSTRIAL

PART NO.	LIST	NET and 1 to 4	5 to 49	50 to 99	100 to 499
S					
22S01		12.50	7.50	6.38	6.00	5.50
22S02		15.00	9.00	7.65	7.20	6.60
22S03		18.75	11.25	9.56	9.00	8.25
22S04		15.00	9.00	7.65	7.20	6.60
22S05		15.00	9.00	7.65	7.20	6.60
22S06		25.00	15.00	12.75	12.00	11.00
22S07		25.00	15.00	12.75	12.00	11.00
22S08		25.00	15.00	12.75	12.00	11.00
22S09		30.00	18.00	15.30	14.40	13.20
22S10		30.00	18.00	15.30	14.40	13.20
22S11		30.00	18.00	15.30	14.40	13.20
22S12		30.00	18.00	15.30	14.40	13.20
22S13		37.50	22.50	19.13	18.00	16.50
22S14		60.00	36.00	30.60	28.80	26.40
22S15		15.00	9.00	7.65	7.20	6.60
22S16		7.50	4.50	3.82	3.60	3.30
22S17		7.50	4.50	3.82	3.60	3.30
22S18		7.50	4.50	3.82	3.60	3.30
22S19		7.50	4.50	3.82	3.60	3.30
22S20		7.50	4.50	3.82	3.60	3.30
22S21		7.50	4.50	3.82	3.60	3.30
22S22		6.00	3.60	3.06	2.88	2.64
22S23		3.75	2.25	1.91	1.80	1.65
22S24		3.75	2.25	1.91	1.80	1.65
22S25		3.75	2.25	1.91	1.80	1.65
22S26		3.75	2.25	1.91	1.80	1.65
22S27		3.75	2.25	1.91	1.80	1.65
22S28		3.75	2.25	1.91	1.80	1.65
22S29		3.75	2.25	1.91	1.80	1.65
22S30		3.75	2.25	1.91	1.80	1.65
22S31		3.75	2.25	1.91	1.80	1.65
22S32		3.75	2.25	1.91	1.80	1.65
22S33		3.75	2.25	1.91	1.80	1.65
22S34		3.75	2.25	1.91	1.80	1.65
22S35		3.75	2.25	1.91	1.80	1.65
22S36		3.75	2.25	1.91	1.80	1.65
22S37		3.75	2.25	1.91	1.80	1.65
22S38		3.75	2.25	1.91	1.80	1.65
22S39		30.00	18.00	15.30	14.40	13.20
22S41		22.50	13.50	11.48	10.80	9.90
22S42		25.00	15.00	12.75	12.00	11.00
22S43		37.50	22.50	19.13	18.00	16.50
22S44		15.00	9.00	7.65	7.20	6.60
22S45		3.75	2.25	1.91	1.80	1.65
22S46		7.50	4.50	3.82	3.60	3.30
22S47		7.50	4.50	3.82	3.60	3.30
22S48		5.00	3.00	2.55	2.40	2.20
22S49		22.50	13.50	11.48	10.80	9.90
22S50		5.00	3.00	2.55	2.40	2.20
22S51		10.00	6.00	5.10	4.80	4.40
22S52		10.00	6.00	5.10	4.80	4.40
22S53		22.50	13.50	11.48	10.80	9.90
22S54		10.00	6.00	5.10	4.80	4.40
22S55		10.00	6.00	5.10	4.80	4.40
22S56		7.50	4.50	3.82	3.60	3.30
22S57		10.00	6.00	5.10	4.80	4.40
22S58		7.50	4.50	3.82	3.60	3.30
22S59		7.50	4.50	3.82	3.60	3.30
22S60		7.50	4.50	3.82	3.60	3.30
22S61		7.50	4.50	3.82	3.60	3.30
22S62		12.50	7.50	6.38	6.00	5.50
22S63		22.50	13.50	11.48	10.80	9.90
22S64		12.50	7.50	6.38	6.00	5.50
22S65		25.00	15.00	12.75	12.00	11.00
22S66		15.00	9.00	7.65	7.20	6.60
22S67		30.00	18.00	15.30	14.40	13.20
22S68		12.50	7.50	6.38	6.00	5.50
22S69		10.00	6.00	5.10	4.80	4.40
22S70		12.50	7.50	6.38	6.00	5.50
22S71		12.50	7.50	6.38	6.00	5.50
22S72		15.00	9.00	7.65	7.20	6.60
22S73		10.00	6.00	5.10	4.80	4.40
22S74		15.00	9.00	7.65	7.20	6.60
22S75		6.00	3.60	3.06	2.88	2.64
22S76		10.00	6.00	5.10	4.80	4.40
22S77		10.00	6.00	5.10	4.80	4.40
22S78		37.50	22.50	19.13	18.00	16.50
22S79		12.50	7.50	6.38	6.00	5.50
22S80		10.00	6.00	5.10	4.80	4.40
22S81		5.00	3.00	2.55	2.40	2.20
22S82		7.50	4.50	3.82	3.60	3.30
22S83		12.50	7.50	6.38	6.00	5.50
22S84		10.00	6.00	5.10	4.80	4.40
22S85		12.50	7.50	6.38	6.00	5.50

INDUSTRIAL

PART NO.	LIST	NET and 1 to 4	5 to 49	50 to 99	100 to 499
22S86		5.00	3.00	2.55	2.40	2.20
22S87		12.50	7.50	6.38	6.00	5.50
22S88		12.50	7.50	6.38	6.00	5.50
22S89		10.00	6.00	5.10	4.80	4.40
22S90		12.50	7.50	6.38	6.00	5.50
22S91		7.50	4.50	3.82	3.60	3.30
22S92		37.50	22.50	19.13	18.00	16.50
22S93		30.00	18.00	15.30	14.40	13.20
22S94		15.00	9.00	7.65	7.20	6.60
22S95		30.00	18.00	15.30	14.40	13.20
22S96		15.00	9.00	7.65	7.20	6.60
22S97		30.00	18.00	15.30	14.40	13.20
22S98		15.00	9.00	7.65	7.20	6.60
22S99		5.00	3.00	2.55	2.40	2.20
22S100		5.00	3.00	2.55	2.40	2.20
22S101		3.75	2.25	1.91	1.80	1.65
22S102		3.75	2.25	1.91	1.80	1.65
22S103		3.75	2.25	1.91	1.80	1.65
22S104		10.00	6.00	5.10	4.80	4.40
22S105		25.00	15.00	12.75	12.00	11.00
22S106		25.00	15.00	12.75	12.00	11.00
22S107		25.00	15.00	12.75	12.00	11.00
22S108		25.00	15.00	12.75	12.00	11.00
22S109		7.50	4.50	3.82	3.60	3.30
22S116		7.50	4.50	3.82	3.60	3.30
22S118		3.75	2.25	1.91	1.80	1.65
22S119		3.75	2.25	1.91	1.80	1.65
22S120		50.00	30.00	25.50	24.00	22.00
22S121		50.00	30.00	25.50	24.00	22.00
22S122		50.00	30.00	25.50	24.00	22.00
22S123		50.00	30.00	25.50	24.00	22.00
22S124		50.00	30.00	25.50	24.00	22.00
22S125		50.00	30.00	25.50	24.00	22.00
22S126		50.00	30.00	25.50	24.00	22.00
22S127		50.00	30.00	25.50	24.00	22.00
22S128		12.50	7.50	6.38	6.00	5.50
22S129		12.50	7.50	6.38	6.00	5.50
22S130		12.50	7.50	6.38	6.00	5.50
22S131		12.50	7.50	6.38	6.00	5.50
22S132		12.50	7.50	6.38	6.00	5.50
22S133		12.50	7.50	6.38	6.00	5.50
22S134		12.50	7.50	6.38	6.00	5.50
22S135		12.50	7.50	6.38	6.00	5.50
24S00		7.50	4.50	3.83	3.60	3.30
24S01		6.00	3.60	3.07	2.88	2.64
24S02		7.50	4.50	3.83	3.60	3.30
24S04		6.00	3.60	3.07	2.88	2.64
24S05		12.50	7.50	6.38	6.00	5.50
24S06		6.00	3.60	3.07	2.88	2.64
24S07		7.50	4.50	3.83	3.60	3.30
24S08		6.00	3.60	3.07	2.88	2.64
24S09		12.50	7.50	6.38	6.00	5.50
24S10		5.00	3.00	2.55	2.40	2.20
24S11		7.50	4.50	3.83	3.60	3.30
24S12		10.00	6.00	5.10	4.80	4.40
24S13		10.00	6.00	5.10	4.80	4.40
24S14		10.00	6.00	5.10	4.80	4.40
24S15		10.00	6.00	5.10	4.80	4.40
24S16		10.00	6.00	5.10	4.80	4.40
24S17		12.50	7.50	6.38	6.00	5.50
24S18		12.50	7.50	6.38	6.00	5.50
24S19		10.00	6.00	5.10	4.80	4.40
24S20		3.00	1.80	1.53	1.44	1.32
24S21		6.00	3.60	3.07	2.88	2.64
24S22		7.50	4.50	3.83	3.60	3.30
24S23		10.00	6.00	5.10	4.80	4.40
24S24		6.00	3.60	3.07	2.88	2.64
24S25		6.00	3.60	3.07	2.88	2.64
24S26		3.50	2.10	1.78	1.68	1.54
24S27		7.50	4.50	3.83	3.60	3.30
24S28		7.50	4.50	3.83	3.60	3.30
24S29		3.00	1.80	1.53	1.44	1.32
24S30		6.00	3.60	3.07	2.88	2.64
24S31		12.50	7.50	6.38	6.00	5.50
24S32		3.00	1.80	1.53	1.44	1.32
24S33		3.00	1.80	1.53	1.44	1.32
24S34		3.00	1.80	1.53	1.44	1.32
24S35		3.00	1.80	1.53	1.44	1.32
24S36		3.00	1.80	1.53	1.44	1.32
24S37		3.00	1.80	1.53	1.44	1.32
24S38		3.00	1.80	1.53	1.44	1.32
24S39		3.00	1.80	1.53	1.44	1.32
24S40		3.00	1.80	1.53	1.44	1.32
24S41		10.00	6.00	5.10	4.80	4.40
24S42		12.50	7.50	6.38	6.00	5.50
24S43		12.50	7.50	6.38	6.00	5.50

THORDARSON MEISSNER
INCORPORATED
A Subsidiary of COMPONENTS CORPORATION OF AMERICA

PHONE: 262-5121 (area code 618)
ELECTRONIC CENTER, MT. CARMEL, ILLINOIS 62863

Printed In USA

(DECEMBER 31,1965)

NET PRICE LIST

THORDARSON MEISSNER

Form D-166

INDUSTRIAL

PART NO.	LIST	NET and 1 to 4	5 to 49	50 to 99	100 to 499
24S44	12.50	7.50	6.38	6.00	5.50
24S45	6.00	3.60	3.07	2.88	2.64
24S46	5.00	3.00	2.55	2.40	2.20
24S47	7.50	4.50	3.83	3.60	3.30
24S48	2.50	1.50	1.28	1.20	1.10
24S49	2.50	1.50	1.28	1.20	1.10
24S50	2.50	1.50	1.28	1.20	1.10
24S50A	5.00	3.00	2.55	2.40	2.20
24S51	2.50	1.50	1.28	1.20	1.10
24S51A	3.50	2.10	1.78	1.68	1.54
24S52	2.50	1.50	1.28	1.20	1.10
24S53	2.50	1.50	1.28	1.20	1.10
24S54	2.50	1.50	1.28	1.20	1.10
24S55	7.50	4.50	3.83	3.60	3.30
24S56	7.50	4.50	3.83	3.60	3.30
24S57	15.00	9.00	7.65	7.20	6.60
24S58	12.50	7.50	6.38	6.00	5.50
24S59	5.00	3.00	2.55	2.40	2.20
24S60	6.00	3.60	3.07	2.88	2.64
24S61	6.00	3.60	3.07	2.88	2.64
24S62	12.50	7.50	6.38	6.00	5.50
24S63	6.00	3.60	3.07	2.88	2.64
24S64	6.00	3.60	3.07	2.88	2.64
24S66	7.50	4.50	3.83	3.60	3.30
24S67	6.00	3.60	3.07	2.88	2.64
24S70	25.00	15.00	12.75	12.00	11.00
24S71	6.00	3.60	3.07	2.88	2.64
24S72	7.50	4.50	3.83	3.60	3.30
24S73	7.50	4.50	3.83	3.60	3.30
24S74	5.00	3.00	2.55	2.40	2.20
24S75	3.00	1.80	1.53	1.44	1.32
24S76	7.50	4.50	3.83	3.60	3.30
24S77	12.50	7.50	6.38	6.00	5.50
24S78	3.00	1.80	1.53	1.44	1.32
24S79	20.00	12.00	10.20	9.60	8.80
24S80	3.00	1.80	1.53	1.44	1.32
24S81	3.00	1.80	1.53	1.44	1.32
24S82	3.00	1.80	1.53	1.44	1.32
24S83	3.50	2.10	1.78	1.68	1.54
24S84	3.75	2.25	1.91	1.81	1.65
24S85	3.75	2.25	1.91	1.81	1.65
24S86	12.50	7.50	6.38	6.00	5.50
24S87	7.50	4.50	3.83	3.60	3.30
24S88	12.50	7.50	6.38	6.00	5.50
24S89	7.50	4.50	3.83	3.60	3.30
24S90	12.50	7.50	6.38	6.00	5.50
24S91	10.00	6.00	5.10	4.80	4.40
24S92	6.00	3.60	3.07	2.88	2.64
24S93	3.75	2.25	1.91	1.81	1.65
24S94	3.50	2.10	1.78	1.68	1.54
24S95	3.50	2.10	1.78	1.68	1.54
24S96	3.50	2.10	1.78	1.68	1.54
24S97	3.50	2.10	1.78	1.68	1.54
24S98	3.50	2.10	1.78	1.68	1.54
24S99	3.50	2.10	1.78	1.68	1.54
24S100	7.50	4.50	3.83	3.60	3.30
24S101	6.50	3.90	3.32	3.12	2.86
24S102	7.50	4.50	3.83	3.60	3.30
24S103	12.50	7.50	6.38	6.00	5.50
24S104	10.00	6.00	5.10	4.80	4.40
24S105	10.00	6.00	5.10	4.80	4.40
24S106	15.00	9.00	7.65	7.20	6.60
24S107	10.00	6.00	5.10	4.80	4.40
24S108	15.00	9.00	7.65	7.20	6.60
24S109	5.00	3.00	2.55	2.40	2.20
24S110	5.00	3.00	2.55	2.40	2.20
24S111	12.50	7.50	6.38	6.00	5.50
24S112	5.00	3.00	2.55	2.40	2.20
24S113	10.00	6.00	5.10	4.80	4.40
24S114	5.00	3.00	2.55	2.40	2.20
24S115	5.00	3.00	2.55	2.40	2.20
24S116	2.50	1.50	1.28	1.20	1.10
24S117	12.50	7.50	6.38	6.00	5.50
24S119	12.50	7.50	6.38	6.00	5.50
24S120	5.00	3.00	2.55	2.40	2.20
24S121	15.00	9.00	7.65	7.20	6.60
24S122	5.00	3.00	2.55	2.40	2.20
24S123	6.00	3.60	3.07	2.88	2.64
24S124	6.00	3.60	3.07	2.88	2.64
24S125	5.00	3.00	2.55	2.40	2.20
24S126	3.50	2.10	1.78	1.68	1.54
24S133	15.00	9.00	7.65	7.20	6.60
24S134	15.00	9.00	7.65	7.20	6.60
24S136	20.00	12.00	10.20	9.60	8.80
24S137	20.00	12.00	10.20	9.60	8.80
24S138	20.00	12.00	10.20	9.60	8.80
24S139	25.00	15.00	12.75	12.00	11.00
24S140	25.00	15.00	12.75	12.00	11.00
24S141	30.00	18.00	15.30	14.40	13.20

THORDARSON MEISSNER

INDUSTRIAL

PART NO.	LIST	NET and 1 to 4	5 to 49	50 to 99	100 to 499
24S142	30.00	18.00	15.30	14.40	13.20
24S143	25.00	15.00	12.75	12.00	11.00
24S144	25.00	15.00	12.75	12.00	11.00
24S145	25.00	15.00	12.75	12.00	11.00
24S146	10.00	6.00	5.10	4.80	4.40
24S147	10.00	6.00	5.10	4.80	4.40
24S148	30.00	18.00	15.30	14.40	13.20
24S149	3.50	2.10	1.78	1.68	1.54
25S01		7.30	6.21	5.84	5.09
25S02		7.30	6.21	5.84	5.09
25S03		8.10	6.88	6.48	5.65
25S04		6.00	5.10	4.80	4.18
25S05		4.80	4.08	3.84	3.35
25S06		5.10	4.32	4.08	3.55
25S07		9.00	7.65	7.20	6.27
25S08		9.00	7.65	7.20	6.27
25S09		9.00	7.65	7.20	6.27
25S10		9.00	7.65	7.20	6.27
25S11		9.00	7.65	7.20	6.27
25S12		12.00	10.20	9.60	8.80
25S13		12.00	10.20	9.60	8.80
25S14		9.00	7.65	7.20	6.27
25S15		16.20	13.77	12.96	11.29
25S16		18.90	16.07	15.12	13.17
25S17		18.90	16.07	15.12	13.17
25S18		16.20	13.77	12.96	11.29
25S19		16.20	13.77	12.96	11.29
25S20		16.20	13.77	12.96	11.29
25S21		7.30	6.21	5.84	5.09
25S22		8.10	6.88	6.48	5.65
25S23		21.00	17.80	16.80	15.40
25S24		30.00	25.50	24.00	22.00
25S25		30.00	25.50	24.00	22.00
25S26		39.00	33.00	31.20	28.60
25S27		39.00	33.00	31.20	28.60
25S28		39.00	33.00	31.20	28.60
25S29		39.00	33.00	31.20	28.60
25S30		39.00	33.00	31.20	28.60
25S31		39.00	33.00	31.20	28.60
25S32		30.00	25.50	24.00	22.00
25S33		30.00	25.50	24.00	22.00
25S34		16.20	13.77	12.96	11.29
25S35		18.00	15.30	14.40	13.20
25S36		18.00	15.30	14.40	13.20
25S37		30.00	25.50	24.00	22.00
25S38		16.20	13.77	12.96	11.29
25S39		12.00	10.20	9.60	8.80
25S40		21.00	17.80	16.80	15.40
25S41		21.00	17.80	16.80	15.40
25S42		30.00	25.50	24.00	22.00
25S43		12.00	10.20	9.60	8.80
25S44		12.00	10.20	9.60	8.80
25S45		12.00	10.20	9.60	8.80
25S46		12.00	10.20	9.60	8.80
25S47		12.00	10.20	9.60	8.80
25S48		12.00	10.20	9.60	8.80
25S49		12.00	10.20	9.60	8.80
25S50		13.50	11.48	10.80	9.41
25S51		21.00	17.80	16.80	15.40
25S52		13.50	11.48	10.80	9.41
25S53		13.50	11.48	10.80	9.41
25S54		21.00	17.80	16.80	15.40
25S55		7.30	6.21	5.84	5.09
25S56		7.30	6.21	5.84	5.09
25S57		9.00	7.65	7.20	6.27
25S58		9.4[illegible]	8.03	7.56	6.58
25S59		13.50	11.48	10.80	9.41
25S60		21.00	17.80	16.80	15.40
25S61		5.10	4.32	4.08	3.55
25S62		5.10	4.32	4.08	3.55
25S63		7.30	6.21	5.84	4.09
25S64		6.60	5.61	5.28	4.70
25S65		6.60	5.61	5.28	4.70
25S66		7.30	6.21	5.84	5.09
25S67		7.30	6.21	5.84	5.09
25S68		6.60	5.61	5.28	4.70
25S69		7.30	6.21	5.84	5.09
25S70		9.00	7.65	7.20	6.27
25S71		12.00	10.20	9.60	8.80
25S72		9.00	7.65	7.20	6.27
25S73		12.00	10.20	9.60	8.80
25S74		12.00	10.20	9.60	8.80
25S75		60.00	51.00	48.00	44.00
25S76		39.00	33.00	31.20	28.60
25S77		6.00	5.10	4.80	4.18
25S78		6.00	5.10	4.80	4.18

THORDARSON MEISSNER

INDUSTRIAL

PART NO.	LIST	NET and 1 to 4	5 to 49	50 to 99	100 to 499
25S79		30.00	25.50	24.00	22.00
25S80		60.00	51.00	48.00	44.00
25S81		16.20	13.77	12.96	11.29
25S82		60.00	51.00	48.00	44.00
25S83		60.00	51.00	48.00	44.00
25S84		60.00	51.00	48.00	44.00
25S85		6.00	5.10	4.80	4.18
25S86		21.00	17.80	16.80	15.40
25S87		39.00	33.00	31.20	28.60
25S88		10.80	9.17	8.63	7.51
25S89		21.00	17.80	16.80	15.40
25S90		21.00	17.80	16.80	15.40
25S91		23.50	20.00	18.85	16.40
25S92		39.00	33.00	31.20	28.60
25S93		39.00	33.00	31.20	28.60
25S94		60.00	51.00	48.00	44.00
25S95		120.00	102.00	96.00	88.00
25S96		21.00	17.80	16.80	15.40
25S97		21.00	17.80	16.80	15.40
25S98		21.00	17.80	16.80	15.40
25S99		21.00	17.80	16.80	15.40
25S100		24.00	20.40	19.20	16.70
25S101		24.00	20.40	19.20	16.70
25S102		21.00	17.80	16.80	15.40
25S103		52.50	44.60	42.00	36.60
25S104		21.00	17.80	16.80	15.40
25S105		21.00	17.80	16.80	15.40
25S106		21.00	17.80	16.80	15.40
25S107		21.00	17.80	16.80	15.40
25S108		33.00	28.00	26.00	23.10
25S109		60.00	51.00	48.00	44.00
25S110		21.00	17.80	16.80	15.40
25S111		21.00	17.80	16.80	15.40
25S112		37.50	31.90	30.00	26.08
25S113		22.50	18.80	17.60	15.62
25S114		5.10	4.32	4.08	3.55
25S115		7.30	6.21	5.84	5.09
25S116		7.30	6.21	5.84	5.09
25S117		7.30	6.21	5.84	5.09
25S118		7.30	6.21	5.84	5.09
25S119		7.30	6.21	5.84	5.09
25S120		7.30	6.21	5.84	5.09
25S121		7.30	6.21	5.84	5.09
25S122		7.30	6.21	5.84	5.09
25S123		7.30	6.21	5.84	5.09
25S124		7.30	6.21	5.84	5.09
25S125		7.30	6.21	5.84	5.09
25S126		7.30	6.21	5.84	5.09
25S127		7.30	6.21	5.84	5.09
25S128		7.30	6.21	5.84	5.09
25S129		7.30	6.21	5.84	5.09
25S189		7.30	6.21	5.84	5.09
26S01	7.80	4.68			
26S02	7.80	4.68			
26S03	7.80	4.68			
26S04	8.90	5.34			
26S05	7.80	4.68			
26S06	7.80	4.68			
26S07	7.80	4.68			
26S08	7.80	4.68			
26S09	7.80	4.68			
26S10	7.80	4.68			
26S11	5.05	3.03			
26S12	6.20	3.72			
26S13	7.80	4.68			
26S14	6.20	3.72			
26S15	7.80	4.68			
26S16	7.80	4.68			
26S17	5.05	3.03			
26S18	7.80	4.68			
26S19	7.80	4.68			
26S20	3.10	1.86			
26S21	6.60	3.96			
26S22	6.60	3.96			
26S23	6.60	3.96			
26S24	7.80	4.68			
26S25	6.60	3.96			
26S26	6.60	3.96			
26S27	6.60	3.96			
26S28	7.80	4.68			
26S29	6.60	3.96			
26S30	5.05	3.30			
26S46	7.80	4.68			
26S47	6.60	3.96			
26S48	5.05	3.03			
26S49	4.20	2.55			
26S50	5.05	3.03			

THORDARSON MEISSNER
INCORPORATED
A Subsidiary of COMPONENTS CORPORATION OF AMERICA

PHONE: 262-5121 (area code 618)
ELECTRONIC CENTER, MT. CARMEL, ILLINOIS 62863

Printed In USA

(DECEMBER 31,1965)

NET PRICE LIST

Form D-166

THORDARSON MEISSNER

INDUSTRIAL

PART NO.	LIST	NET and 1 to 4	5 to 49	50 to 99	100 to 499
26S51	5.35	3.21			
26S52	5.35	3.21			
26S53	6.20	3.72			
26S54	7.80	4.68			
26S55	7.80	4.68			
26S56	10.00	6.00			
26S57	10.00	6.00			
26S58	4.20	2.55			
26S59	7.80	4.68			
26S70	6.00	3.60			
26S71	6.60	3.96			
26S72	6.60	3.96			
26S73	6.60	3.96			
26S74	7.80	4.68			
26S75	10.00	6.00			
26S76	7.80	4.68			
26S77	7.80	4.68			
26S78	7.80	4.68			
26S79	10.00	6.00			
26S80	7.80	4.68			
26S81	7.80	4.68			
26S82	7.80	4.68			
26S83	7.80	4.68			
26S84	7.80	4.68			
26S85	5.35	3.21			
26S86	7.80	4.68			
26S87	7.80	4.68			
26S88	7.80	4.68			
26S89	7.80	4.68			
26S90	7.80	4.68			
26S91	7.80	4.68			
26S92	7.80	4.68			
26S93	7.80	4.68			
26S94	7.80	4.68			
27S01		18.00	15.50	14.40	13.20
27S02		15.00	12.75	12.00	11.00
27S03		15.00	12.75	12.00	11.00
27S04		15.00	12.75	12.00	11.00
27S05		15.00	12.75	12.00	11.00
27S06		15.00	12.75	12.00	11.00
27S07		18.00	15.50	14.40	13.20
27S08		22.50	19.12	18.00	16.50
27S09		22.50	19.12	18.00	16.50
27S10		30.00	25.50	24.00	22.00
27S11		39.00	33.15	31.20	28.60
27S12		39.00	33.15	31.20	28.60
27S13		30.00	25.50	24.00	22.00
27S14		39.00	33.15	31.20	28.60
27S15		15.00	12.75	12.00	11.00
27S16		15.00	12.75	12.00	11.00
27S17		39.00	33.15	31.20	28.60
27S18		7.65	6.50	6.12	5.32
27S19		7.65	6.50	6.12	5.32
27S20		7.65	6.50	6.12	5.32
27S21		7.65	6.50	6.12	5.32
27S22		7.65	6.50	6.12	5.32
27S23		7.65	6.50	6.12	5.32
27S24		14.40	12.24	11.52	10.00
27S25		14.40	12.24	11.52	10.00
27S26		14.40	12.24	11.52	10.00
27S27		14.40	12.24	11.52	10.00
27S28		14.40	12.24	11.52	10.00
27S29		11.55	9.82	9.24	8.03
27S30		11.55	9.82	9.24	8.03
27S31		8.40	7.14	6.72	5.85
27S35		8.40	7.14	6.72	5.85
27S36		8.40	7.14	6.72	5.85
27S37		7.50	6.38	6.00	5.23
27S38		7.50	6.38	6.00	5.23
27S39		7.50	6.38	6.00	5.23
27S40		7.50	6.38	6.00	5.23
27S41		5.85	4.97	4.68	4.07
27S42		5.85	4.97	4.68	4.07
27S43		5.85	4.97	4.68	4.07
27S44		6.00	5.10	4.80	4.40
27S45		6.00	5.10	4.80	4.40
27S46		6.00	5.10	4.80	4.40
27S47		7.50	6.38	6.00	5.23
27S48		7.50	6.38	6.00	5.23
27S49		6.00	5.10	4.80	4.40
27S50		6.00	5.10	4.80	4.40
27S51		7.50	6.38	6.00	5.23
27S52		7.50	6.38	6.00	5.23
27S53		22.50	19.12	18.00	16.50
27S54		22.50	19.12	18.00	16.50
27S55		22.50	19.12	18.00	16.50

INDUSTRIAL

PART NO.	LIST	NET and 1 to 4	5 to 49	50 to 99	100 to 499
27S56		22.50	19.12	18.00	16.50
27S57		30.00	25.50	24.00	22.00
27S58		30.00	25.50	24.00	22.00
27S59		30.00	25.50	24.00	22.00
27S60		30.00	25.50	24.00	22.00
27S61		30.00	25.50	24.00	22.00
27S62		30.00	25.50	24.00	22.00
27S63		30.00	25.50	24.00	22.00
27S64		39.00	33.15	31.20	28.60
27S65		39.00	33.15	31.20	28.60
27S66		39.00	33.15	31.20	28.60
27S67		39.00	33.15	31.20	28.60
27S68		39.00	33.15	31.20	28.60
27S69		18.00	15.50	14.40	13.20
27S70		18.00	15.50	14.40	13.20
27S71		18.00	15.50	14.40	13.20
27S72		30.00	25.50	24.00	22.00
27S73		18.00	15.50	14.40	13.20
27S74		30.00	25.50	24.00	22.00
27S75		30.00	25.50	24.00	22.00
27S76		30.00	25.50	24.00	22.00
27S77		30.00	25.50	24.00	22.00
27S78		21.00	17.85	16.80	15.40
27S79		39.00	33.15	31.20	28.60
27S80		12.00	10.20	9.60	8.80
27S81		12.00	10.20	9.60	8.80
27S82		12.00	10.20	9.60	8.80
27S83		12.00	10.20	9.60	8.80
27S84		15.00	12.75	12.00	11.00
27S85		15.00	12.75	12.00	11.00
27S86		12.00	10.20	9.60	8.80
27S87		12.00	10.20	9.60	8.80
27S88		6.00	5.10	4.80	4.40
27S89		6.00	5.10	4.80	4.40
27S90		6.00	5.10	4.80	4.40
27S91		6.00	5.10	4.80	4.40
27S92		6.00	5.10	4.80	4.40
27S93		6.00	5.10	4.80	4.40
27S94		7.50	6.38	6.00	5.23
27S95		7.50	6.38	6.00	5.23
27S96		7.50	6.38	6.00	5.23
27S97		7.50	6.38	6.00	5.23
27S98		7.50	6.38	6.00	5.23
27S99		6.00	5.10	4.80	4.40
27S100		6.00	5.10	4.80	4.40
27S101		6.00	5.10	4.80	4.40
27S102		6.00	5.10	4.80	4.40
27S103		6.00	5.10	4.80	4.40
27S104		6.00	5.10	4.80	4.40
27S105		6.00	5.10	4.80	4.40
27S106		6.00	5.10	4.80	4.40
27S107		6.00	5.10	4.80	4.40
27S108		6.00	5.10	4.80	4.40
27S109		7.50	6.38	6.00	5.23
27S110		7.50	6.38	6.00	5.23
27S111		7.50	6.38	6.00	5.23
27S112		12.00	10.20	9.60	8.80
27S113		15.00	12.75	12.00	11.00
27S114		15.00	12.75	12.00	11.00
27S115		15.00	12.75	12.00	11.00
27S116		15.00	12.75	12.00	11.00
27S117		15.00	12.75	12.00	11.00
27S118		15.00	12.75	12.00	11.00
27S119		22.50	19.12	18.00	16.50
27S120		22.50	19.12	18.00	16.50
27S121		30.00	25.50	24.00	22.00
27S122		13.50	11.48	10.80	9.90
27S123		13.50	11.48	10.80	9.90
27S124		39.00	33.15	31.20	28.60
27S125		39.00	33.15	31.20	28.60
27S126		39.00	33.15	31.20	28.60
27S127		39.00	33.15	31.20	28.60
27S128		39.00	33.15	31.20	28.60
27S129		39.00	33.15	31.20	28.60
27S130		39.00	33.15	31.20	28.60
27S131		39.00	33.15	31.20	28.60
27S132		39.00	33.15	31.20	28.60
27S133		39.00	33.15	31.20	28.60
27S134		39.00	33.15	31.20	28.60
27S135		39.00	33.15	31.20	28.60
27S136		7.00	5.95	5.60	4.88
27S137		5.67	4.83	4.53	3.95
27S138		5.13	4.37	4.12	3.58
27S139		5.13	4.37	4.12	3.58
27S140		4.45	3.79	3.57	3.10
27S141		4.45	3.79	3.57	3.10
27S142		4.45	3.79	3.57	3.10
27S143		4.45	3.79	3.57	3.10

INDUSTRIAL

PART NO.	LIST	NET and 1 to 4	5 to 49	50 to 99	100 to 499
27S144		4.45	3.79	3.57	3.10
27S145		4.45	3.79	3.57	3.10
27S146		5.13	4.37	4.12	3.58
27S147		5.13	4.37	4.12	3.58
27S148		5.13	4.37	4.12	3.58
27S149		6.34	5.29	5.08	4.42
27S150		6.34	5.29	5.08	4.42
27S151		5.67	4.83	4.53	3.95
27S152		7.00	5.95	5.60	4.88
27S153		7.00	5.95	5.60	4.88
27S154		7.00	5.95	5.60	4.88
27S155		7.00	5.95	5.60	4.88
27S156		7.00	5.95	5.60	4.88
27S157		7.00	5.95	5.60	4.88
27S158		8.23	7.00	6.59	5.74
27S159		7.70	6.55	6.16	5.38
27S160		7.70	6.55	6.16	5.38
27S161		7.70	6.55	6.16	5.38
27S162		7.70	6.55	6.16	5.38
27S163		7.70	6.55	6.16	5.38
27S164		6.34	5.29	5.08	4.42
27S165		6.34	5.29	5.08	4.42
27S166		6.34	5.29	5.08	4.42
27S167		8.40	7.14	6.72	5.85
27S168		8.40	7.14	6.72	5.85
27S169		8.40	7.14	6.72	5.85
27S170		6.34	5.29	5.08	4.42
27S171		6.34	5.29	5.08	4.42
27S172		6.34	5.29	5.08	4.42
27S173		5.67	4.83	4.53	3.95
27S174		5.67	4.83	4.53	3.95
27S175		5.67	4.83	4.53	3.95
27S176		7.00	5.95	5.60	4.88
27S177		7.00	5.95	5.60	4.88
27S178		7.00	5.95	5.60	4.88
27S179		8.40	7.14	6.72	5.85
27S180		8.40	7.14	6.72	5.85
27S181		8.40	7.14	6.72	5.85
27S182		8.40	7.14	6.72	5.85
27S183		8.40	7.14	6.72	5.85
27S184		7.70	6.55	6.16	5.38
27S185		7.70	6.55	6.16	5.38
27S186		7.70	6.55	6.16	5.38
27S187		7.00	5.95	5.60	4.88
27S188		7.70	6.55	6.16	5.38
27S189		8.40	7.14	6.72	5.85
27S190		8.40	7.14	6.72	5.85
27S191		8.40	7.14	6.72	5.85
27S192		7.70	6.55	6.16	5.38
27S193		7.70	6.55	6.16	5.38
27S194		7.70	6.55	6.16	5.38
27S195		8.40	7.14	6.72	5.85
27S196		8.40	7.14	6.72	5.85
27S197		8.40	7.14	6.72	5.85
27S198		8.40	7.14	6.72	5.85
27S199		8.40	7.14	6.72	5.85
27S200		8.40	7.14	6.72	5.85
27S201		8.40	7.14	6.72	5.85
27S202		8.40	7.14	6.72	5.85
27S203		10.26	8.72	8.18	7.16
27S204		9.99	8.48	8.00	6.95
27S205		10.26	8.72	8.18	7.16
27S206		10.26	8.72	8.18	7.16
27S207		13.09	11.14	10.49	9.13
27S208		10.26	8.72	8.18	7.16
27S209		13.09	11.14	10.49	9.13
27S210		8.40	7.14	6.72	5.85
27S211		10.26	8.72	8.18	7.16
27S212		8.40	7.14	6.72	5.85
27S213		13.09	11.14	10.49	9.13

T

TOR 700		5.40	4.60	4.32	3.96
TOR 701		5.40	4.60	4.32	3.96
TOR 702		5.40	4.60	4.32	3.96
TOR 703		5.40	4.60	4.32	3.96
TOR 704		5.70	4.85	4.56	4.18
TOR 705		5.70	4.85	4.56	4.18
TOR 706		5.70	4.85	4.56	4.18
TOR 707		5.70	4.85	4.56	4.18
TOR 708		5.70	4.85	4.56	4.18
TOR 709		5.70	4.85	4.56	4.18
TOR 710		6.00	5.10	4.80	4.40
TOR 711		6.00	5.10	4.80	4.40
TOR 712		6.00	5.10	4.80	4.40

THORDARSON MEISSNER
INCORPORATED
A Subsidiary of COMPONENTS CORPORATION OF AMERICA

PHONE: 262-5121 (area code 618)
ELECTRONIC CENTER, MT. CARMEL, ILLINOIS 62863

Printed In USA

(DECEMBER 31,1965)

NET PRICE LIST

Form D-166

INDUSTRIAL

PART NO.	LIST	NET and 1 to 4	5 to 49	50 to 99	100 to 499
TOR 713		6.00	5.10	4.80	4.40
TOR 714		6.00	5.10	4.80	4.40
TOR 715		6.00	5.10	4.80	4.40
TOR 716		6.00	5.10	4.80	4.40
TOR 717		6.00	5.10	4.80	4.40
TOR 718		6.00	5.10	4.80	4.40
TOR 719		6.30	5.36	5.04	4.62
TOR 720		6.30	5.36	5.04	4.62
TOR 721		6.30	5.36	5.04	4.62
TOR 722		6.60	5.61	5.28	4.84
TOR 723		6.60	5.61	5.28	4.84
TOR 724		5.70	4.85	4.56	4.18
TOR 725		6.60	5.61	5.28	4.84
TOR 726		5.40	4.60	4.32	3.96
TOR 727		5.40	4.60	4.32	3.96
TOR 728		5.70	4.85	4.56	4.18
TOR 729		5.70	4.85	4.56	4.18
TOR 730		6.00	5.10	4.80	4.40
TOR 731		5.40	4.60	4.32	3.96
TOR 732		5.40	4.60	4.32	3.96
TOR 733		5.40	4.60	4.32	3.96
TOR 734		6.60	5.61	5.28	4.84
TOR 735		5.40	4.60	4.32	3.96
TOR 736		5.40	4.60	4.32	3.96
TOR 737		5.40	4.60	4.32	3.96
TOR 738		5.40	4.60	4.32	3.96
TOR 739		5.70	4.85	4.56	4.18
TOR 740		6.00	5.10	4.80	4.40
TOR 741		6.00	5.10	4.80	4.40
TOR 742		6.00	5.10	4.80	4.40
TOR 743		5.70	4.85	4.56	4.18
TOR 744		5.70	4.85	4.56	4.18
TOR 745		5.70	4.85	4.56	4.18
TOR 746		5.70	4.85	4.56	4.18
TOR 747		6.60	5.61	5.28	4.84
TOR 748		5.40	4.60	4.32	3.96
TOR 749		5.40	4.60	4.32	3.96
TOR 750		5.40	4.60	4.32	3.96
TOR 751		5.40	4.60	4.32	3.96
TOR 752		5.40	4.60	4.32	3.96
TOR 753		5.70	4.85	4.56	4.18
TOR 754		5.10	4.23	4.08	3.74
TOR 755		5.10	4.23	4.08	3.74
TOR 756		5.40	4.60	4.32	3.96
TOR 757		5.10	4.23	4.08	3.74
TOR 758		5.40	4.60	4.32	3.96
TOR 759		5.40	4.60	4.32	3.96
TOR 760		5.40	4.60	4.32	3.96
TOR 761		5.10	4.23	4.08	3.74
TOR 762		6.00	5.10	4.80	4.40
TOR 763		6.60	5.61	5.28	4.84
TOR 764		5.10	4.23	4.08	3.74
TOR 765		5.10	4.23	4.08	3.74
TOR 766		5.40	4.60	4.32	3.96
TOR 767		6.60	5.61	5.28	4.84
TOR 768		6.00	5.10	4.80	4.40
TOR 769		6.60	5.61	5.28	4.84
TOR 770		6.60	5.61	5.28	4.84
TOR 771		5.10	4.23	4.08	3.74
TOR 772		6.60	5.61	5.28	4.84
TOR 773		7.80	6.43	6.04	5.72
TOR 774		6.00	5.10	4.80	4.40
TOR 775		5.40	4.60	4.32	3.96
TOR 776		5.40	4.60	4.32	3.96
TOR 777		5.40	4.60	4.32	3.96
TOR 778		5.40	4.60	4.32	3.96
TOR 779		5.40	4.60	4.32	3.96
TOR 780		5.40	4.60	4.32	3.96
TOR 781		5.70	4.85	4.56	4.18
TOR 782		5.70	4.85	4.56	4.18
TOR 783		6.00	5.10	4.80	4.40
TOR 784		6.00	5.10	4.80	4.40
TOR 785		6.00	5.10	4.80	4.40
TOR 786		6.00	5.10	4.80	4.40
TOR 787		6.00	5.10	4.80	4.40
TOR 788		6.00	5.10	4.80	4.40
TOR 789		6.00	5.10	4.80	4.40
TOR 790		6.00	5.10	4.80	4.40
TOR 791		5.40	4.60	4.32	3.96
TOR 792		6.60	5.61	5.28	4.84
TOR 793		6.30	5.36	5.04	4.62
TOR 794		6.60	5.61	5.28	4.84
TOR 795		6.60	5.61	5.28	4.84
TOR 796		6.60	5.61	5.28	4.84
TOR 797		6.60	5.61	5.28	4.84
TOR 798		6.60	5.61	5.28	4.84
TOR 799		6.60	5.61	5.28	4.84

INDUSTRIAL

PART NO.	LIST	NET and 1 to 4	5 to 49	50 to 99	100 to 499
TOR 800		3.75	3.19	3.00	2.75
TOR 801		3.75	3.19	3.00	2.75
TOR 802		3.75	3.19	3.00	2.75
TOR 803		3.75	3.19	3.00	2.75
TOR 804		4.20	3.57	3.36	3.08
TOR 805		4.20	3.57	3.36	3.08
TOR 806		4.20	3.57	3.36	3.08
TOR 807		4.20	3.57	3.36	3.08
TOR 808		5.10	4.23	4.08	3.74
TOR 809		4.20	3.57	3.36	3.08
TOR 810		4.20	3.57	3.36	3.08
TOR 811		4.20	3.57	3.36	3.08
TOR 812		4.20	3.57	3.36	3.08
TOR 813		4.20	3.57	3.36	3.08
TOR 814		5.10	4.23	4.08	3.74
TOR 815		5.10	4.23	4.08	3.74
TOR 816		4.20	3.57	3.36	3.08
TOR 817		5.40	4.60	4.32	3.96
TOR 818		4.20	3.57	3.36	3.08
TOR 819		5.10	4.23	4.08	3.74
TOR 820		5.70	4.85	4.56	4.18
TOR 821		4.50	3.82	3.60	3.30
TOR 822		5.70	4.85	4.56	4.18
TOR 823		5.70	4.85	4.56	4.18
TOR 824		4.20	3.57	3.36	3.08
TOR 825		4.20	3.57	3.36	3.08
TOR 826		3.75	3.19	3.00	2.75
TOR 827		3.75	3.19	3.00	2.75
TOR 828		3.75	3.19	3.00	2.75
TOR 829		3.75	3.19	3.00	2.75
TOR 830		3.75	3.19	3.00	2.75
TOR 831		3.75	3.19	3.00	2.75
TOR 832		3.75	3.19	3.00	2.75
TOR 833		3.75	3.19	3.00	2.75
TOR 834		5.70	4.85	4.56	4.18
TOR 835		3.75	3.19	3.00	2.75
TOR 836		3.75	3.19	3.00	2.75
TOR 837		3.75	3.19	3.00	2.75
TOR 838		3.75	3.19	3.00	2.75
TOR 839		4.50	3.82	3.60	3.30
TOR 840		4.50	3.82	3.60	3.30
TOR 841		4.50	3.82	3.60	3.30
TOR 842		4.50	3.82	3.60	3.30
TOR 843		3.75	3.19	3.00	2.75
TOR 844		3.75	3.19	3.00	2.75
TOR 845		3.75	3.19	3.00	2.75
TOR 846		3.75	3.19	3.00	2.75
TOR 847		5.10	4.23	4.08	3.74
TOR 848		3.75	3.19	3.00	2.75
TOR 849		3.75	3.19	3.00	2.75
TOR 850		3.75	3.19	3.00	2.75
TOR 851		3.60	3.06	2.88	2.64
TOR 852		3.60	3.06	2.88	2.64
TOR 853		3.60	3.06	2.88	2.64
TOR 854		3.60	3.06	2.88	2.64
TOR 855		3.75	3.19	3.00	2.75
TOR 856		3.75	3.19	3.00	2.75
TOR 857		3.60	3.06	2.88	2.64
TOR 858		3.75	3.19	3.00	2.75
TOR 859		3.60	3.06	2.88	2.64
TOR 860		3.60	3.06	2.88	2.64
TOR 861		3.60	3.06	2.88	2.64
TOR 862		3.60	3.06	2.88	2.64
TOR 863		3.60	3.06	2.88	2.64
TOR 864		3.60	3.06	2.88	2.64
TOR 865		3.60	3.06	2.88	2.64
TOR 866		3.75	3.19	3.00	2.75
TOR 867		4.20	3.57	3.36	3.08
TOR 868		4.20	3.57	3.36	3.08
TOR 869		5.70	4.85	4.56	4.18
TOR 870		5.10	4.23	4.08	3.74
TOR 871		3.60	3.06	2.88	2.64
TOR 872		5.10	4.23	4.08	3.74
TOR 873		5.10	4.23	4.08	3.74
TOR 874		4.50	3.82	3.60	3.30
TOR 875		3.60	3.06	2.88	2.64
TOR 876		3.75	3.19	3.00	2.75
TOR 877		3.75	3.19	3.00	2.75
TOR 878		3.75	3.19	3.00	2.75
TOR 879		3.75	3.19	3.00	2.75
TOR 880		3.75	3.19	3.00	2.75
TOR 881		3.75	3.19	3.00	2.75
TOR 882		4.50	3.82	3.60	3.30
TOR 883		4.50	3.82	3.60	3.30
TOR 884		3.75	3.19	3.00	2.75
TOR 885		4.20	3.57	3.36	3.08
TOR 886		4.50	3.82	3.60	3.30

INDUSTRIAL

PART NO.	LIST	NET and 1 to 4	5 to 49	50 to 99	100 to 499
TOR 887		4.50	3.82	3.60	3.30
TOR 888		4.50	3.82	3.60	3.30
TOR 889		4.20	3.57	3.36	3.08
TOR 890		4.20	3.57	3.36	3.08
TOR 891		4.50	3.82	3.60	3.30
TOR 892		3.75	3.19	3.00	2.75
TOR 893		4.50	3.82	3.60	3.30
TOR 894		5.10	4.23	4.08	3.74
TOR 895		4.50	3.82	3.60	3.30
TOR 896		4.50	3.82	3.60	3.30
TOR 897		5.40	4.60	4.32	3.96
TOR 898		5.40	4.60	4.32	3.96
TOR 899		5.40	4.60	4.32	3.96
TOR 900		5.10	4.23	4.08	3.74
TOR 901		5.10	4.23	4.08	3.74
TOR 902		4.50	3.82	3.60	3.30
TOR 903		7.80	6.43	6.04	5.72
TOR 904		6.00	5.10	4.80	4.40
TOR 905		6.00	5.10	4.80	4.40
TOR 906		6.00	5.10	4.80	4.40
TOR 907		6.00	5.10	4.80	4.40
TOR 908		6.00	5.10	4.80	4.40
TOR 909		6.60	5.61	5.28	4.84
TOR 910		6.60	5.61	5.28	4.84
TOR 911		6.60	5.61	5.28	4.84
TOR 912		6.60	5.61	5.28	4.84
TOR 913		6.60	5.61	5.28	4.84
TOR 914		6.60	5.61	5.28	4.84
TOR 915		6.60	5.61	5.28	4.84
TOR 916		6.60	5.61	5.28	4.84
TOR 917		6.60	5.61	5.28	4.84
TOR 918		6.60	5.61	5.28	4.84
TOR 919		6.00	5.10	4.80	4.40
TOR 920		7.20	6.12	5.76	5.24
TOR 921		7.80	6.43	6.04	5.72
TOR 922		6.60	5.61	5.28	4.84
TOR 923		6.60	5.61	5.28	4.84
TOR 924		8.10	6.88	6.48	5.94
TOR 925		6.60	5.61	5.28	4.84
TOR 926		8.40	7.14	6.72	6.16
TOR 927		10.20	8.67	8.16	7.48
TOR 928		10.20	8.67	8.16	7.48
TOR 929		10.20	8.67	8.16	7.48
TOR 930		4.20	3.57	3.36	3.08
TOR 931		4.20	3.57	3.36	3.08
TOR 932		4.20	3.57	3.36	3.08
TOR 933		4.20	3.57	3.36	3.08
TOR 934		4.50	3.82	3.60	3.30
TOR 935		4.50	3.82	3.60	3.30
TOR 936		4.50	3.82	3.60	3.30
TOR 937		5.10	4.23	4.08	3.74
TOR 938		6.00	5.10	4.80	4.40
TOR 939		6.00	5.10	4.80	4.40
TOR 940		4.50	3.82	3.60	3.30
TOR 941		4.50	3.82	3.60	3.30
TOR 942		4.50	3.82	3.60	3.30
TOR 943		5.10	4.23	4.08	3.74
TOR 944		5.10	4.23	4.08	3.74
TOR 945		5.40	4.60	4.32	3.96
TOR 946		6.00	5.10	4.80	4.40
TOR 947		6.00	5.10	4.80	4.40
TOR 948		7.20	6.12	5.76	5.24
TOR 949		4.50	3.82	3.60	3.30
TOR 950		4.50	3.82	3.60	3.30
TOR 951		4.50	3.82	3.60	3.30
TOR 952		4.50	3.82	3.60	3.30
TOR 953		5.40	4.60	4.32	3.96
TOR 954		6.60	5.61	5.28	4.84
TOR 955		4.50	3.82	3.60	3.30
TOR 956		4.50	3.82	3.60	3.30
TOR 957		5.40	4.60	4.32	3.96
TOR 958		5.40	4.60	4.32	3.96
TOR 959		5.40	4.60	4.32	3.96
TOR 960		6.60	5.61	5.28	4.84
TOR 961		6.60	5.61	5.28	4.84
TOR 962		7.20	6.12	5.76	5.24
TOR 963		7.80	6.43	6.04	5.72
TOR 964		8.40	7.14	6.72	6.16
TOR 965		8.40	7.14	6.72	6.16
TOR 966		10.00	8.50	8.00	6.96
TOR 967		10.00	8.50	8.00	6.96
TOR 968		11.75	9.99	9.40	8.18
TOR 969		11.75	9.99	9.40	8.18
TOR 970		10.00	8.50	8.00	6.96
TOR 971		10.00	8.50	8.00	6.96
TOR 972		10.00	8.50	8.00	6.96
TOR 973		10.00	8.50	8.00	6.96

THORDARSON MEISSNER
INCORPORATED
A Subsidiary of COMPONENTS CORPORATION OF AMERICA

PHONE: 262-5121 (area code 618)
ELECTRONIC CENTER, MT. CARMEL, ILLINOIS 62863

Printed In USA

(DECEMBER 31,1965)

NET PRICE LIST

Form D-166

THORDARSON MEISSNER

INDUSTRIAL

PART NO.	LIST	NET and 1 to 4	5 to 49	50 to 99	100 to 499
TOR 974		10.00	8.50	8.00	6.96
TOR 975		11.75	9.99	9.40	8.18
TOR 976		11.75	9.99	9.40	8.18
TOR 977		11.75	9.99	9.40	8.18
TOR 978		11.75	9.99	9.40	8.18
TOR 979		11.75	9.99	9.40	8.18
TOR 980		12.80	10.90	10.25	8.93
TOR 981		13.75	11.70	11.00	9.55
TOR 982		14.85	12.62	11.88	10.34
TOR 983		19.98	16.97	15.97	13.92
TOR 7100		6.60	5.61	5.28	4.84
TOR 7101		6.60	5.61	5.28	4.84
TOR 7102		6.60	5.61	5.28	4.84
TOR 7103		10.00	8.50	8.00	6.96
TOR 7104		8.40	7.14	6.72	6.16
TOR 7105		8.40	7.14	6.72	6.16
TOR 7106		8.40	7.14	6.72	6.16
TOR 7107		8.40	7.14	6.72	6.16
TOR 7108		8.40	7.14	6.72	6.16
TOR 7109		9.00	7.65	7.20	6.27
TOR 7110		7.20	6.12	4.76	5.24
TOR 7111		8.40	7.14	6.72	6.16
TOR 7112		10.00	8.50	8.00	6.96
TOR 7113		9.00	7.65	7.20	6.27
TOR 7114		9.00	7.65	7.20	6.27
TOR 7115		9.00	7.65	7.20	6.27
TOR 7116		10.00	8.50	8.00	6.96
TOR 7117		10.00	8.50	8.00	6.96
TOR 7118		9.00	7.65	7.20	6.27
TOR 7119		8.40	7.14	6.72	6.16
TOR 7120		10.00	8.50	8.00	6.96
TOR 7121		10.00	8.50	8.00	6.96
TOR 7122		9.30	7.90	7.44	6.82
TOR 7123		9.30	7.90	7.44	6.82
TOR 7124		9.30	7.90	7.44	6.82
TOR 7125		9.30	7.90	7.44	6.82
TOR 7126		11.75	9.99	9.40	8.18
TOR 7127		14.85	12.62	11.88	10.34
TOR 7128		14.85	12.62	11.88	10.34
TOR 7129		10.00	8.50	8.00	6.96
TOR 7130		6.60	5.61	5.28	4.84
TOR 7131		7.20	6.12	5.76	5.24
TOR 7132		7.20	6.12	5.76	5.24
TOR 7133		7.20	6.12	5.76	5.24
TOR 7134		7.20	6.12	5.76	5.24
TOR 7135		7.80	6.43	6.04	5.72
TOR 7136		7.80	6.43	6.04	5.72
TOR 7137		8.40	7.14	6.72	6.16
TOR 7138		8.40	7.14	6.72	6.16
TOR 7139		8.40	7.14	6.72	6.16
TOR 7140		8.40	7.14	6.72	6.16
TOR 7141		9.00	7.65	7.20	6.27
TOR 7142		9.00	7.65	7.20	6.27
TOR 7143		10.00	8.50	8.00	6.96
TOR 7144		11.75	9.99	9.40	8.18
TOR 7145		7.20	6.12	5.76	5.24
TOR 7146		7.20	6.12	5.76	5.24
TOR 7147		7.80	6.43	6.04	5.72
TOR 7148		7.80	6.43	6.04	5.72
TOR 7149		8.40	7.14	6.72	6.16
TOR 7150		13.50	11.47	10.80	9.40
TOR 7151		13.50	11.47	10.80	9.40
TOR 7152		15.00	12.75	12.00	10.45
TOR 7153		15.00	12.75	12.00	10.45
TOR 7154		16.20	13.77	12.96	11.28
TOR 7155		16.50	14.02	13.20	11.50
TOR 7156		16.50	14.02	13.20	11.50
TOR 7157		17.70	15.05	14.25	12.42
TOR 7158		19.20	16.32	15.36	13.38
TOR 7159		20.40	17.30	16.30	14.20
TOR 7160		20.40	17.30	16.30	14.20
TOR 7161		21.60	18.30	17.20	15.07
TOR 7162		11.75	9.99	9.40	8.18
TOR 7163		11.75	9.99	9.40	8.18
TOR 7164		12.80	10.90	10.25	8.93
TOR 7165		13.75	11.70	11.00	9.55
TOR 7166		13.75	11.70	11.00	9.55
TOR 7167		13.75	11.70	11.00	9.55
TOR 7168		13.75	11.70	11.00	9.55
TOR 7169		13.75	11.70	11.00	9.55
TOR 7170		14.85	12.62	11.88	10.34
TOR 7171		16.20	13.77	12.96	11.28
TOR 7172		17.70	15.05	14.25	12.42
TOR 7173		17.70	15.05	14.25	12.42
TOR 7174		6.60	5.61	5.28	4.84
TOR 7175		7.20	6.12	5.76	5.24
TOR 7176		7.20	6.12	5.76	5.24
TOR 7177		7.50	6.37	6.00	5.22

THORDARSON MEISSNER

INDUSTRIAL

PART NO.	LIST	NET and 1 to 4	5 to 49	50 to 99	100 to 499
TOR 7178		8.40	7.14	6.72	6.16
TOR 7179		8.40	7.14	6.72	6.16
TOR 7180		8.40	7.14	6.72	6.16
TOR 7181		9.00	7.65	7.20	6.27
TOR 7182		9.00	7.65	7.20	6.27
TOR 7183		9.00	7.65	7.20	6.27
TOR 7184		10.00	8.50	8.00	6.96
TOR 7185		10.00	8.50	8.00	6.96
TOR 7186		10.00	8.50	8.00	6.96
TOR 7187		10.80	9.17	8.63	7.51
TOR 7188		11.75	9.99	9.40	8.18
TOR 7189		11.75	9.99	9.40	8.18
TOR 7190		13.75	11.70	11.00	9.55
TOR 7191		13.75	11.70	11.00	9.55
TOR 7192		17.70	15.05	14.25	12.42
TOR 7193		8.40	7.14	6.72	6.16
TOR 7194		8.40	7.14	6.72	6.16
TOR 7195		9.00	7.65	7.20	6.27
TOR 7196		9.00	7.65	7.20	6.27
TOR 7197		9.00	7.65	7.20	6.27
TOR 7198		10.00	8.50	8.00	6.96
TOR 7199		10.00	8.50	8.00	6.96
TOR 7200		10.80	9.17	8.63	7.51
TOR 7201		10.80	9.17	8.63	7.51
TOR 7202		10.80	9.17	8.63	7.51
TOR 7203		10.80	9.17	8.63	7.51
TOR 7204		11.75	9.99	9.40	8.18
TOR 7205		11.75	9.99	9.40	8.18
TOR 7206		11.75	9.99	9.40	8.18
TOR 7207		12.00	10.20	9.60	8.36
TOR 7208		13.75	11.70	11.00	9.55
TOR 7209		14.85	12.62	11.88	10.34
TOR 7210		16.20	13.77	12.96	11.28
TOR 7211		19.20	16.32	15.36	13.38
TOR 7212		7.20	6.12	5.76	5.24
TOR 7213		7.50	6.37	6.00	5.22
TOR 7214		7.50	6.37	6.00	5.22
TOR 7215		7.50	6.37	6.00	5.22
TOR 7216		8.40	7.14	6.72	6.16
TOR 7217		8.40	7.14	6.72	6.16
TOR 7218		8.40	7.14	6.72	6.16
TOR 7219		9.00	7.65	7.20	6.27
TOR 7220		9.00	7.65	7.20	6.27
TOR 7221		9.00	7.65	7.20	6.27
TOR 7222		9.00	7.65	7.20	6.27
TOR 7223		10.00	8.50	8.00	6.96
TOR 7224		10.80	9.17	8.63	7.51
TOR 7225		11.75	9.99	9.40	8.18
TOR 7226		13.75	11.70	11.00	9.55
TOR 7227		13.75	11.70	11.00	9.55
TOR 7228		14.85	12.62	11.88	10.34
TOR 7229		16.20	13.77	12.96	11.28
TOR 7230		14.85	12.62	11.88	10.34
TOR 7231		16.20	13.77	12.96	11.28
TOR 7232		17.70	15.05	14.25	12.42
TOR 7233		19.20	16.32	15.36	13.38
TOR 7234		21.75	18.49	17.40	15.16
TOR 7235		19.20	16.32	15.36	13.38
TOR 7236		19.20	16.32	15.36	13.38
TOR 7237		21.75	18.49	17.40	15.16
TOR 7238		6.60	5.61	5.28	4.84
TOR 7239		13.75	11.70	11.00	9.55
TOR 7240		13.75	11.70	11.00	9.55
TOR 7241		13.75	11.70	11.00	9.55
TOR 7242		14.85	12.62	11.88	10.34
TOR 7243		16.20	13.77	12.96	11.28
TOR 7244		7.80	6.43	6.04	5.72
TOR 7245		19.20	16.32	15.36	13.38
TOR 7246		21.75	18.49	17.40	15.16
TOR 7247		12.00	10.20	9.60	8.36
TOR 7248		21.75	18.49	17.40	15.16
TOR 7249		7.20	6.12	5.76	5.24
TOR 7250		7.20	6.12	5.76	5.24
TOR 7251		7.20	6.12	5.76	5.24
TOR 7252		7.20	6.12	5.76	5.24
TOR 7253		7.80	6.43	6.04	5.72
TOR 7254		7.80	6.43	6.04	5.72
TOR 7255		7.80	6.43	6.04	5.72
TOR 7256		7.80	6.43	6.04	5.72
TOR 7257		7.80	6.43	6.04	5.72
TOR 7258		7.80	6.43	6.04	5.72
TOR 7259		7.80	6.43	6.04	5.72
TOR 7260		7.80	6.43	6.04	5.72
TOR 7261		8.40	7.14	6.72	6.16
TOR 7262		8.40	7.14	6.72	6.16
TOR 7263		8.40	7.14	6.72	6.16
TOR 7264		6.75	5.74	5.40	4.68
TOR 7265		6.75	5.74	5.40	4.68

THORDARSON MEISSNER

INDUSTRIAL

PART NO.	LIST	NET and 1 to 4	5 to 49	50 to 99	100 to 499
TOR 7266		6.75	5.74	5.40	4.68
TOR 7267		7.80	6.43	6.04	5.72
TOR 7268		7.80	6.43	6.04	5.72
TOR 7269		7.80	6.43	6.04	5.72
TOR 7270		7.80	6.43	6.04	5.72
TOR 7271		9.00	7.65	7.20	6.27
TOR 7272		10.00	8.50	8.00	6.96
TOR 7273		10.00	8.50	8.00	6.96
TOR 7274		6.75	5.74	5.40	4.68
TOR 7275		6.75	5.74	5.40	4.68
TOR 7276		6.75	5.74	5.40	4.68
TOR 7277		7.80	6.43	6.04	5.72
TOR 7278		7.80	6.43	6.04	5.72
TOR 7279		7.80	6.43	6.04	5.72
TOR 7280		7.80	6.43	6.04	5.72
TOR 7281		9.00	7.65	7.20	6.27
TOR 7282		9.00	7.65	7.20	6.27
TOR 7283		10.00	8.50	8.00	6.96
TOR 7284		5.40	4.60	4.32	3.96
TOR 7285		5.40	4.60	4.32	3.96
TOR 7286		5.40	4.60	4.32	3.96
TOR 7287		6.00	5.10	4.80	4.40
TOR 7288		6.00	5.10	4.80	4.40
TOR 7289		6.00	5.10	4.80	4.40
TOR 7290		6.00	5.10	4.80	4.40
TOR 7291		6.60	5.61	5.28	4.84
TOR 7292		7.80	6.43	6.04	5.72
TOR 7293		8.40	7.14	6.72	6.16
TOR 7294		7.80	6.43	6.04	5.72
TOR 7295		7.80	6.43	6.04	5.72
TOR 7296		7.80	6.43	6.04	5.72
TOR 7297		7.80	6.43	6.04	5.72
TOR 7298		7.80	6.43	6.04	5.72
TOR 7299		8.40	7.14	6.72	6.16
TOR 7300		9.00	7.65	7.20	6.27
TOR 7301		9.00	7.65	7.20	6.27
TOR 7302		7.80	6.43	6.04	5.72
TOR 7303		7.80	6.43	6.04	5.72
TOR 7304		7.80	6.43	6.04	5.72
TOR 7305		7.80	6.43	6.04	5.72
TOR 7306		7.80	6.43	6.04	5.72
TOR 7307		7.80	6.43	6.04	5.72
TOR 7308		9.00	7.65	7.20	6.27
TOR 7309		9.00	7.65	7.20	6.27
TOR 7310		6.00	5.10	4.80	4.40
TOR 7311		6.00	5.10	4.80	4.40
TOR 7312		6.00	5.10	4.80	4.40
TOR 7313		6.60	5.61	5.28	4.84
TOR 7314		6.60	5.61	5.28	4.84
TOR 7315		6.60	5.61	5.28	4.84
TOR 7316		7.20	6.12	5.76	5.24
TOR 7317		7.80	6.43	6.04	5.72
TOR 7318		7.20	6.12	5.76	5.24
TOR 7319		7.20	6.12	5.76	5.24
TOR 7320		7.80	6.43	6.04	5.72
TOR 7321		7.80	6.43	6.04	5.72
TOR 7322		8.40	7.14	6.72	6.16
TOR 7323		9.00	7.65	7.20	6.27
TOR 7324		10.00	8.50	8.00	6.96
TOR 7325		7.20	6.12	5.76	5.24
TOR 7326		8.40	7.14	6.72	6.16
TOR 7327		9.00	7.65	7.20	6.27
TOR 7328		6.00	5.10	4.80	4.40
TOR 7329		6.00	5.10	4.80	4.40
TOR 7330		6.00	5.10	4.80	4.40
TOR 7331		6.00	5.10	4.80	4.40
TOR 7332		6.60	5.61	5.28	4.84
TOR 7333		6.60	5.61	5.28	4.84
TOR 7334		5.40	4.60	4.32	3.96
TOR 7335		5.40	4.60	4.32	3.96
TOR 7336		5.40	4.60	4.32	3.96
TOR 7337		6.00	5.10	4.80	4.40
TOR 7338		6.60	5.61	5.28	4.84
TOR 7339		6.60	5.61	5.28	4.84
TOR 7340		8.40	7.14	6.72	6.16
TOR 7341		6.60	5.61	5.28	4.84
TOR 7342		6.60	5.61	5.28	4.84
TOR 7343		6.60	5.61	5.28	4.84
TOR 7344		6.00	5.10	4.80	4.40
TOR 7345		7.20	6.12	5.76	5.24
TOR 7346		7.80	6.43	6.04	5.72
TOR 7347		6.00	5.10	4.80	4.40
TOR 7348		8.40	7.14	6.72	6.16
TOR 7349		9.00	7.65	7.20	6.27
TOR 7350		9.00	7.65	7.20	6.27
TOR 7351		9.00	7.65	7.20	6.27
TOR 7352		7.20	6.12	5.76	5.24
TOR 7353		10.00	8.50	8.00	6.96
TOR 7354		11.75	9.99	9.40	8.18

THORDARSON MEISSNER
INCORPORATED
A Subsidiary of COMPONENTS CORPORATION OF AMERICA

PHONE: 262-5121 (area code 618)
ELECTRONIC CENTER, MT. CARMEL, ILLINOIS 62863

Printed In USA

(DECEMBER 31, 1965)

NET PRICE LIST

Form D-166

THORDARSON MEISSNER

INDUSTRIAL

PART NO.	LIST	NET and 1 to 4	5 to 49	50 to 99	100 to 499
TOR 7355		8.40	7.14	6.72	6.16
TOR 7356		8.40	7.14	6.72	6.16
TOR 7357		7.80	6.43	6.04	5.72
TOR 7358		7.80	6.43	6.04	5.72
TOR 7359		7.80	6.43	6.04	5.72
TOR 7360		6.00	5.10	4.80	4.40
TOR 7361		6.60	5.61	5.28	4.84
TOR 7362		8.40	7.14	6.72	6.16
TOR 7363		9.00	7.65	7.20	6.27
TOR 7364		9.00	7.65	7.20	6.27
TOR 7365		10.00	8.50	8.00	6.96
TOR 7366		10.00	8.50	8.00	6.96
TOR 7367		10.00	8.50	8.00	6.96
TOR 7368		11.07	9.41	8.87	7.72
TOR 7369		11.07	9.41	8.87	7.72
TOR 7370		11.07	9.41	8.87	7.72
TOR 7371		12.00	10.20	9.60	8.36
TOR 7372		13.75	11.70	11.00	9.55
TOR 7373		14.85	12.62	11.88	10.34
TOR 7374		12.00	10.20	9.60	8.36
TOR 7375		16.20	13.77	12.96	11.28
TOR 7376		8.40	7.14	6.72	6.16
TOR 7377		10.00	8.50	8.00	6.96
TOR 7378		10.00	8.50	8.00	6.96
TOR 7379		9.00	7.65	7.20	6.27
TOR 7380		10.00	8.50	8.00	6.96
TOR 7381		9.00	7.65	7.20	6.27
TOR 7382		10.00	8.50	8.00	6.96
TOR 7383		10.00	8.50	8.00	6.96
TOR 7384		10.00	8.50	8.00	6.96
TOR 7385		11.75	9.99	9.40	8.18
TOR 7386		11.75	9.99	9.40	8.18
TOR 7387		13.75	11.70	11.00	9.55
TOR 7388		14.85	12.62	11.88	10.34
TOR 7389		12.00	10.20	9.60	8.36
TOR 7390		12.00	10.20	9.60	8.36
TOR 7391		13.75	11.70	11.00	9.55
TOR 7392		13.75	11.70	11.00	9.55
TOR 7393		13.75	11.70	11.00	9.55
TOR 7394		13.75	11.70	11.00	9.55
TOR 7395		14.85	12.62	11.88	10.34
TOR 7396		14.85	12.62	11.88	10.34
TOR 7397		14.85	12.62	11.88	10.34
TOR 7398		16.20	13.77	12.96	11.28
TOR 7399		16.20	13.77	12.96	11.28
TOR 7400		17.70	15.05	14.25	12.42
TOR 7401		17.70	15.05	14.25	12.42
TOR 7402		22.68	19.21	18.16	15.81
TOR 7403		12.00	10.20	9.60	8.36
TOR 7404		12.00	10.20	9.60	8.36
TOR 7405		12.00	10.20	9.60	8.36
TOR 7406		12.55	10.67	10.05	8.75
TOR 7407		12.55	10.67	10.05	8.75
TOR 7408		12.55	10.67	10.05	8.75
TOR 7409		12.55	10.67	10.05	8.75
TOR 7410		13.75	11.70	11.00	9.55
TOR 7411		13.75	11.70	11.00	9.55
TOR 7412		13.75	11.70	11.00	9.55
TOR 7413		14.85	12.62	11.88	10.34
TOR 7414		16.20	13.77	12.96	11.28
TOR 7415		16.61	14.11	13.30	11.57
TOR 7416		21.74	18.47	17.40	15.10
TOR 7417		8.10	6.88	6.48	5.64
TOR 7418		6.48	5.51	5.18	4.41
TOR 7419		6.75	5.72	5.38	4.70
TOR 7420		6.75	5.72	5.38	4.70
TOR 7421		8.10	6.88	6.48	5.64
TOR 7422		8.10	6.88	6.48	5.64
TOR 7423		8.10	6.88	6.48	5.64
TOR 7424		8.10	6.88	6.48	5.64
TOR 7425		9.72	8.27	7.79	6.78
TOR 7426		10.50	8.93	8.41	7.32
TOR 7427		12.15	10.32	9.71	8.47
TR 1	6.00	3.60	3.06	2.88	2.64
TR 2	6.00	3.60	3.06	2.88	2.64
TR 3	6.00	3.60	3.06	2.88	2.64
TR 4	6.00	3.60	3.06	2.88	2.64
TR 5	6.00	3.60	3.06	2.88	2.64
TR 6	6.00	3.60	3.06	2.88	2.64
TR 7	6.00	3.60	3.06	2.88	2.64
TR 8	6.50	3.90	3.32	3.12	2.86
TR 9	6.50	3.90	3.32	3.12	2.86
TR 10	6.00	3.60	3.06	2.88	2.64
TR 11	6.00	3.60	3.06	2.88	2.64
TR 12	6.50	3.90	3.32	3.12	2.86
TR 13	6.50	3.90	3.32	3.12	2.86

THORDARSON MEISSNER

INDUSTRIAL

PART NO.	LIST	NET and 1 to 4	5 to 49	50 to 99	100 to 499
TR 14	6.50	3.90	3.32	3.12	2.86
TR 15	6.50	3.90	3.32	3.12	2.86
TR 16	6.50	3.90	3.32	3.12	2.86
TR 17	5.00	3.00	2.55	2.40	2.20
TR 18	5.00	3.00	2.55	2.40	2.20
TR 19	6.00	3.60	3.06	2.88	2.64
TR 20	5.00	3.00	2.55	2.40	2.20
TR 21	6.50	3.90	3.32	3.12	2.86
TR 22	6.50	3.90	3.32	3.12	2.86
TR 23	6.00	3.60	3.06	2.88	2.64
TR 24	6.00	3.60	3.06	2.88	2.64
TR 25	6.50	3.90	3.32	3.12	2.86
TR 26	6.50	3.90	3.32	3.12	2.86
TR 27	6.50	3.90	3.32	3.12	2.86
TR 28	6.50	3.90	3.32	3.12	2.86
TR 29	6.50	3.90	3.32	3.12	2.86
TR 30	6.50	3.90	3.32	3.12	2.86
TR 31	6.00	3.60	3.06	2.88	2.64
TR 32	6.00	3.60	3.06	2.88	2.64
TR 33	6.00	3.60	3.06	2.88	2.64
TR 34	6.00	3.60	3.06	2.88	2.64
TR 35	6.00	3.60	3.06	2.88	2.64
TR 36	6.50	3.90	3.32	3.12	2.86
TR 37	6.00	3.60	3.06	2.88	2.64
TR 38	6.50	3.90	3.32	3.12	2.86
TR 39	6.50	3.90	3.32	3.12	2.86
TR 40	6.50	3.90	3.32	3.12	2.86
TR 41	6.50	3.90	3.32	3.12	2.86
TR 42	6.50	3.90	3.32	3.12	2.86
TR 43	6.00	3.60	3.06	2.88	2.64
TR 44	7.50	4.50	3.85	3.60	3.30
TR 45	6.00	3.60	3.06	2.88	2.64
TR 46	6.00	3.60	3.06	2.88	2.64
TR 47	6.00	3.60	3.06	2.88	2.64
TR 48	7.50	4.50	3.85	3.60	3.30
TR 49	6.50	3.90	3.32	3.12	2.86
TR 50	7.50	4.50	3.85	3.60	3.30
TR 51	6.50	3.90	3.32	3.12	2.86
TR 52	6.50	3.90	3.32	3.12	2.86
TR 53	6.50	3.90	3.32	3.12	2.86
TR 54	6.50	3.90	3.32	3.12	2.86
TR 55	6.50	3.90	3.32	3.12	2.86
TR 56	6.50	3.90	3.32	3.12	2.86
TR 57	7.50	4.50	3.85	3.60	3.30
TR 58	6.50	3.90	3.32	3.12	2.86
TR 59	7.50	4.50	3.85	3.60	3.30
TR 60	6.50	3.90	3.32	3.12	2.86
TR 61	5.50	3.30	2.80	2.64	2.42
TR 62	6.00	3.60	3.06	2.88	2.64
TR 63	5.50	3.30	2.80	2.64	2.42
TR 64	5.50	3.30	2.80	2.64	2.42
TR 65	5.00	3.00	2.55	2.40	2.20
TR 66	5.00	3.00	2.55	2.40	2.20
TR 67	10.00	6.00	5.10	4.80	4.40
TR 68	10.00	6.00	5.10	4.80	4.40
TR 69	15.00	9.00	7.65	7.20	6.60
TR 70	20.00	12.00	10.20	9.60	8.80
TR 71	24.00	14.40	12.24	11.52	10.56
TR 72	35.00	21.00	17.85	16.80	15.40
TR 73	50.00	30.00	25.50	24.00	22.00
TR 74	24.00	14.40	12.24	11.52	10.56
TR 75	40.00	24.00	20.40	19.20	17.60
TR 76	20.00	12.00	10.20	9.60	8.80
TR 77	24.00	14.40	12.24	11.52	10.56
TR 78	24.00	14.40	12.24	11.52	10.56
TR 79	24.00	14.40	12.24	11.52	10.56
TR 80	24.00	14.40	12.24	11.52	10.56
TR 81	40.00	24.00	20.40	19.20	17.60
TR 82	40.00	24.00	20.40	19.20	17.60
TR 83	40.00	24.00	20.40	19.20	17.60
TR 84	50.00	30.00	25.50	24.00	22.00
TR 85	35.00	21.00	17.85	16.80	15.40
TR 86	35.00	21.00	17.85	16.80	15.40
TR 87	40.00	24.00	20.40	19.20	17.60
TR 88	30.00	18.00	15.30	14.40	13.20
TR 89	20.00	12.00	10.20	9.60	8.80
TR 90	24.00	14.40	12.24	11.52	10.56
TR 91	40.00	24.00	20.40	19.20	17.60
TR 92	40.00	24.00	20.40	19.20	17.60
TR 93	40.00	24.00	20.40	19.20	17.60
TR 94	50.00	30.00	25.50	24.00	22.00
TR 95	50.00	30.00	25.50	24.00	22.00
TR 96	50.00	30.00	25.50	24.00	22.00
TR 97	50.00	30.00	25.50	24.00	22.00
TR 98	40.00	24.00	20.40	19.20	17.60
TR 99	40.00	24.00	20.40	19.20	17.60
TR 101	7.50	4.50	3.85	3.60	3.30
TR 102	7.50	4.50	3.85	3.60	3.30

THORDARSON MEISSNER

INDUSTRIAL

PART NO.	LIST	NET and 1 to 4	5 to 49	50 to 99	100 to 499
TR 103	7.50	4.50	3.85	3.60	3.30
TR 104	7.50	4.50	3.85	3.60	3.30
TR 105	6.50	3.90	3.32	3.12	2.86
TR 106	6.50	3.90	3.32	3.12	2.86
TR 107	6.50	3.90	3.32	3.12	2.86
TR 108	7.50	4.50	3.85	3.60	3.30
TR 109	7.50	4.50	3.85	3.60	3.30
TR 110	7.50	4.50	3.85	3.60	3.30
TR 111	7.50	4.50	3.85	3.60	3.30
TR 112	7.50	4.50	3.85	3.60	3.30
TR 113	7.50	4.50	3.85	3.60	3.30
TR 114	7.50	4.50	3.85	3.60	3.30
TR 115	7.50	4.50	3.85	3.60	3.30
TR 116	7.50	4.50	3.85	3.60	3.30
TR 117	7.50	4.50	3.85	3.60	3.30
TR 118	7.50	4.50	3.85	3.60	3.30
TR 119	6.50	3.90	3.32	3.12	2.86
TR 120	24.00	14.40	12.24	11.52	10.56
TR 121	15.00	9.00	7.65	7.20	6.60
TR 122	10.00	6.00	5.10	4.80	4.40
TR 123	10.00	6.00	5.10	4.80	4.40
TR 124	15.00	9.00	7.65	7.20	6.60
TR 125	15.00	9.00	7.65	7.20	6.60
TR 126	15.00	9.00	7.65	7.20	6.60
TR 127	15.00	9.00	7.65	7.20	6.60
TR 128	12.00	7.20	6.12	5.76	5.28
TR 129	12.00	7.20	6.12	5.76	5.28
TR 130	12.00	7.20	6.12	5.76	5.28
TR 131	12.00	7.20	6.12	5.76	5.28
TR 132	15.00	9.00	7.65	7.20	6.60
TR 133	15.00	9.00	7.65	7.20	6.60
TR 134	15.00	9.00	7.65	7.20	6.60
TR 135	12.00	7.20	6.12	5.76	5.28
TR 136	15.00	9.00	7.65	7.20	6.60
TR 137	15.00	9.00	7.65	7.20	6.60
TR 138	15.00	9.00	7.65	7.20	6.60
TR 139	15.00	9.00	7.65	7.20	6.60
TR 140	15.00	9.00	7.65	7.20	6.60
TR 141	15.00	9.00	7.65	7.20	6.60
TR 142	15.00	9.00	7.65	7.20	6.60
TR 143	15.00	9.00	7.65	7.20	6.60
TR 144	15.00	9.00	7.65	7.20	6.60
TR 145	12.00	7.20	6.12	5.76	5.28
TR 146	12.00	7.20	6.12	5.76	5.28
TR 147	10.00	6.00	5.10	4.80	4.40
TR 148	10.00	6.00	5.10	4.80	4.40
TR 149	10.00	6.00	5.10	4.80	4.40
TR 150	10.00	6.00	5.10	4.80	4.40
TR 151	12.00	7.20	6.12	5.76	5.28
TR 152	6.50	3.90	3.32	3.12	2.86
TR 153	5.00	3.00	2.55	2.40	2.20
TR 154	5.00	3.00	2.55	2.40	2.20
TR 155	6.50	3.90	3.32	3.12	2.86
TR 156	6.50	3.90	3.32	3.12	2.86
TR 157	6.50	3.90	3.32	3.12	2.86
TR 158	6.50	3.90	3.32	3.12	2.86
TR 159	6.50	3.90	3.32	3.12	2.86
TR 160	6.50	3.90	3.32	3.12	2.86
TR 161	6.50	3.90	3.32	3.12	2.86
TR 162	6.50	3.90	3.32	3.12	2.86
TR 163	6.50	3.90	3.32	3.12	2.86
TR 164	7.50	4.50	3.85	3.60	3.30
TR 165	7.50	4.50	3.85	3.60	3.30
TR 166	7.50	4.50	3.85	3.60	3.30
TR 167	7.50	4.50	3.85	3.60	3.30
TR 168	7.50	4.50	3.85	3.60	3.30
TR 169	7.50	4.50	3.85	3.60	3.30
TR 170	7.50	4.50	3.85	3.60	3.30
TR 171	7.50	4.50	3.85	3.60	3.30
TR 172	6.50	3.90	3.32	3.12	2.86
TR 173	6.50	3.90	3.32	3.12	2.86
TR 174	7.50	4.50	3.85	3.60	3.30
TR 175	7.50	4.50	3.85	3.60	3.30
TR 176	7.50	4.50	3.85	3.60	3.30
TR 177	6.50	3.90	3.32	3.12	2.86
TR 178	6.50	3.90	3.32	3.12	2.86
TR 179	7.50	4.50	3.85	3.60	3.30
TR 180	7.50	4.50	3.85	3.60	3.30
TR 181	7.50	4.50	3.85	3.60	3.30
TR 182	7.50	4.50	3.85	3.60	3.30
TR 183	7.50	4.50	3.85	3.60	3.30
TR 184	7.50	4.50	3.85	3.60	3.30
TR 185	7.50	4.50	3.85	3.60	3.30
TR 186	7.50	4.50	3.85	3.60	3.30
TR 187	7.50	4.50	3.85	3.60	3.30
TR 188	7.50	4.60	3.85	3.60	3.30
TR 189	7.50	4.50	3.85	3.60	3.30
TR 190	7.50	4.50	3.85	3.60	3.30

THORDARSON MEISSNER
INCORPORATED
A Subsidiary of COMPONENTS CORPORATION OF AMERICA

PHONE: 262-5121 (area code 618)
ELECTRONIC CENTER, MT. CARMEL, ILLINOIS 62863

Printed In USA

(DECEMBER 31,1965)

NET PRICE LIST

Form D-166

INDUSTRIAL

PART NO.	LIST	NET and 1 to 4	5 to 49	50 to 99	100 to 499
TR 191	6.50	3.90	3.32	3.12	2.86
TR 192	6.50	3.90	3.32	3.12	2.86
TR 193	6.50	3.90	3.32	3.12	2.86
TR 194	6.50	3.90	3.32	3.12	2.86
TR 195	6.50	3.90	3.32	3.12	2.86
TR 196	6.50	3.90	3.32	3.12	2.86
TR 197	6.50	3.90	3.32	3.12	2.86
TR 198	20.00	12.00	10.20	9.60	8.80
TR 199	20.00	12.00	10.20	9.60	8.80
TR 200	5.00	3.00	2.55	2.40	2.20
TR 201	6.50	3.90	3.32	3.12	2.86
TR 202	5.00	3.00	2.55	2.40	2.20
TR 203	5.00	3.00	2.55	2.40	2.20
TR 204	5.00	3.00	2.55	2.40	2.20
TR 205	5.00	3.00	2.55	2.40	2.20
TR 206	6.50	3.90	3.32	3.12	2.86
TR 207	6.50	3.90	3.32	3.12	2.86
TR 208	6.50	3.90	3.32	3.12	2.86
TR 209	5.00	3.00	2.55	2.40	2.20
TR 210	5.00	3.00	2.55	2.40	2.20
TR 211	5.00	3.00	2.55	2.40	2.20
TR 212	5.00	3.00	2.55	2.40	2.20
TR 213	5.00	3.00	2.55	2.40	2.20
TR 214	7.50	4.50	3.85	3.60	3.30
TR 215	6.00	3.60	3.06	2.88	2.64
TR 216	7.50	4.50	3.85	3.60	3.30
TR 217	7.50	4.50	3.85	3.60	3.30
TR 218	5.00	3.00	2.55	2.40	2.20
TR 219	5.50	3.30	2.80	2.64	2.42
TR 220	5.50	3.30	2.80	2.64	2.42
TR 221	5.50	3.30	2.80	2.64	2.42
TR 222	6.50	3.90	3.32	3.12	2.86
TR 223	6.50	3.90	3.32	3.12	2.86
TR 224	6.50	3.90	3.32	3.12	2.86
TR 225	6.50	3.90	3.32	3.12	2.86
TR 226	10.00	6.00	5.10	4.80	4.40
TR 227	10.00	6.00	5.10	4.80	4.40
TR 228	10.00	6.00	5.10	4.80	4.40
TR 229	7.50	4.50	3.85	3.60	3.30
TR 230	7.50	4.50	3.85	3.60	3.30
TR 231	7.50	4.50	3.85	3.60	3.30
TR 232	7.50	4.50	3.85	3.60	3.30
TR 233	7.50	4.50	3.85	3.60	3.30
TR 234	7.50	4.50	3.85	3.60	3.30
TR 235	10.00	6.00	5.10	4.80	4.40
TR 236	7.50	4.50	3.85	3.60	3.30
TR 237	7.50	4.50	3.85	3.60	3.30
TR 238	7.50	4.50	3.85	3.60	3.30
TR 239	7.50	4.50	3.85	3.60	3.30
TR 240	6.50	3.90	3.32	3.12	2.86
TR 241	6.50	3.90	3.32	3.12	2.86
TR 242	6.50	3.90	3.32	3.12	2.86
TR 243	6.50	3.90	3.32	3.12	2.86
TR 244	6.50	3.90	3.32	3.12	2.86
TR 245	6.50	3.90	3.32	3.12	2.86
TR 246	6.50	3.90	3.32	3.12	2.86
TR 247	6.50	3.90	3.32	3.12	2.86
TR 248	6.50	3.90	3.32	3.12	2.86
TR 249	7.50	4.50	3.85	3.60	3.30
TR 250	6.50	3.90	3.32	3.12	2.86
TR 251	6.50	3.90	3.32	3.12	2.86
TR 252	6.50	3.90	3.32	3.12	2.86
TR 253	6.50	3.90	3.32	3.12	2.86
TR 254	6.50	3.90	3.32	3.12	2.86
TR 255	6.50	3.90	3.32	3.12	2.86
TR 256	6.50	3.90	3.32	3.12	2.86
TR 257	5.00	3.00	2.55	2.40	2.20
TR 258	7.50	4.50	3.85	3.60	3.30
TR 259	5.50	3.30	2.80	2.64	2.42
TR 260	7.50	4.50	3.85	3.60	3.30
TR 261	7.50	4.50	3.85	3.60	3.30
TR 262	7.50	4.50	3.85	3.60	3.30
TR 263	7.50	4.50	3.85	3.60	3.30
TR 264	6.50	3.90	3.32	3.12	2.86
TR 265	7.50	4.50	3.85	3.60	3.30
TR 266	7.50	4.50	3.85	3.60	3.30
TR 267	7.50	4.50	3.85	3.60	3.30
TR 268	7.50	4.50	3.85	3.60	3.30
TR 269	35.00	21.00	17.85	16.80	15.40
TR 270	35.00	21.00	17.85	16.80	15.40
TR 271	35.00	21.00	17.85	16.80	15.40
TR 272	35.00	21.00	17.85	16.80	15.40
TR 273	35.00	21.00	17.85	16.80	15.40
TR 274	35.00	21.00	17.85	16.80	15.40
TR 275	35.00	21.00	17.85	16.80	15.40
TR 276	20.00	12.00	10.20	9.60	8.80
TR 277	20.00	12.00	10.20	9.60	8.80
TR 278	30.00	18.00	15.30	14.40	13.20

INDUSTRIAL

PART NO.	LIST	NET and 1 to 4	5 to 49	50 to 99	100 to 499
TR 279	30.00	18.00	15.30	14.40	13.20
TR 280	30.00	18.00	15.30	14.40	13.20
TR 281	30.00	18.00	15.30	14.40	13.20
TR 282	30.00	18.00	15.30	14.40	13.20
TR 283	24.00	14.40	12.24	11.52	10.56
TR 284	24.00	14.40	12.24	11.52	10.56
TR 285	30.00	18.00	15.30	14.40	13.20
TR 286	30.00	18.00	15.30	14.40	13.20
TR 287	20.00	12.00	10.20	9.60	8.80
TR 288	24.00	14.40	12.24	11.52	10.56
TR 294	24.00	14.40	12.24	11.52	10.56
TR 295	5.00	3.00	2.55	2.40	2.20
TR 296	5.00	3.00	2.55	2.40	2.20
TR 299	7.50	4.50	3.85	3.60	3.30
TR 300	5.00	3.00	2.55	2.40	2.20
TR 301	5.50	3.30	2.80	2.64	2.42
TR 303	5.00	3.00	2.55	2.40	2.20
TR 304	5.00	3.00	2.55	2.40	2.20
TR 305	5.00	3.00	2.55	2.40	2.20
TR 306	5.00	3.00	2.55	2.40	2.20
TR 307	10.00	6.00	5.10	4.80	4.40
TR 308	15.00	9.00	7.65	7.20	6.60
TR 309	15.00	9.00	7.65	7.20	6.60
TR 310	15.00	9.00	7.65	7.20	6.60
TR 311	10.00	6.00	5.10	4.80	4.40
TR 312	10.00	6.00	5.10	4.80	4.40
TR 313	10.00	6.00	5.10	4.80	4.40
TR 314	10.00	6.00	5.10	4.80	4.40
TR 315	10.00	6.00	5.10	4.80	4.40
TR 316	10.00	6.00	5.10	4.80	4.40
TR 317	10.00	6.00	5.10	4.80	4.40
TR 318	10.00	6.00	5.10	4.80	4.40
TR 319	10.00	6.00	5.10	4.80	4.40
TR 320	10.00	6.00	5.10	4.80	4.40
TR 321	10.00	6.00	5.10	4.80	4.40
TR 322	10.00	6.00	5.10	4.80	4.40
TR 323	10.00	6.00	5.10	4.80	4.40
TR 324	10.00	6.00	5.10	4.80	4.40
TR 325	10.00	6.00	5.10	4.80	4.40
TR 326	10.00	6.00	5.10	4.80	4.40
TR 327	10.00	6.00	5.10	4.80	4.40
TR 328	10.00	6.00	5.10	4.80	4.40
TR 329	10.00	6.00	5.10	4.80	4.40
TR 330	10.00	6.00	5.10	4.80	4.40
TR 331	10.00	6.00	5.10	4.80	4.40
TR 332	10.00	6.00	5.10	4.80	4.40
TR 333	10.00	6.00	5.10	4.80	4.40
TR 334	10.00	6.00	5.10	4.80	4.40
TR 335	10.00	6.00	5.10	4.80	4.40
TR 336	10.00	6.00	5.10	4.80	4.40
TR 337	10.00	6.00	5.10	4.80	4.40
TR 338	10.00	6.00	5.10	4.80	4.40
TR 339	10.00	6.00	5.10	4.80	4.40
TR 340	10.00	6.00	5.10	4.80	4.40
TR 341	10.00	6.00	5.10	4.80	4.40
TR 342	10.00	6.00	5.10	4.80	4.40
TR 343	10.00	6.00	5.10	4.80	4.40
TR 344	10.00	6.00	5.10	4.80	4.40
TR 345	10.00	6.00	5.10	4.80	4.40
TR 346	10.00	6.00	5.10	4.80	4.40
TR 347	10.00	6.00	5.10	4.80	4.40
TR 348	10.00	6.00	5.10	4.80	4.40
TR 349	10.00	6.00	5.10	4.80	4.40
TR 350	10.00	6.00	5.10	4.80	4.40
TR 351	10.00	6.00	5.10	4.80	4.40
TR 352	.50	.30	.25	.24	.22
TR 353	.50	.30	.25	.24	.22
TR 354	15.00	9.00	7.65	7.20	6.60
TR 355	20.00	12.00	10.20	9.60	8.80
TR 356	7.50	4.50	3.85	3.60	3.14
TR 357	5.00	3.00	2.55	2.40	2.09
TR 358	6.25	3.75	3.19	3.00	2.62
TR 359	6.25	3.75	3.19	3.00	2.62
TR 360	20.00	12.00	10.20	9.60	8.80
TR 361	35.00	21.00	17.85	16.80	15.40
TR 362	10.00	6.00	5.10	4.80	4.40
TR 363	7.50	4.50	3.85	3.60	3.14
TR 364	7.50	4.50	3.85	3.60	3.14
TR 365	7.50	4.50	3.85	3.60	3.14
TR 366	75.00	45.00	38.50	36.00	31.40
TR 367	35.00	21.00	17.85	16.80	15.40
TR 368	35.00	21.00	17.85	16.80	15.40
TR 369	35.00	21.00	17.85	16.80	15.40
TR 370	20.00	12.00	10.20	9.60	8.80
TR 371	35.00	21.00	17.85	16.80	15.40
TR 372	20.00	12.00	10.20	9.60	8.80
TR 373	20.00	12.00	10.20	9.60	8.80
TR 374	20.00	12.00	10.20	9.60	8.80

INDUSTRIAL

PART NO.	LIST	NET and 1 to 4	5 to 49	50 to 99	100 to 499
TR 375	6.25	3.75	3.19	3.00	2.62
TR 376	7.50	4.50	3.85	3.60	3.14
TR 377	5.00	3.00	2.55	2.40	2.09
TR 378	7.50	4.50	3.85	3.60	3.14
TR 379	6.25	3.75	3.19	3.00	2.62
TR 380	7.50	4.50	3.85	3.60	3.14
TR 381	7.50	4.50	3.85	3.60	3.14
TR 382	7.50	4.50	3.85	3.60	3.14
TR 383	7.50	4.50	3.85	3.60	3.14
TR 384	7.50	4.50	3.85	3.60	3.14
TR 385	7.50	4.50	3.85	3.60	3.14
TR 386	10.00	6.00	5.10	4.80	4.40
TR 387	7.50	4.50	3.85	3.60	3.14
TR 388	10.00	6.00	5.10	4.80	4.40
TR 389	6.25	3.75	3.19	3.00	2.62
TR 390	6.25	3.75	3.19	3.00	2.62
TR 391	6.25	3.75	3.19	3.00	2.62
TR 392	7.50	4.50	3.85	3.60	3.14
TR 393	7.50	4.50	3.85	3.60	3.14
TR 394	7.50	4.50	3.85	3.60	3.14
TR 395	6.90	4.18	3.55	3.33	2.90
TR 396	6.90	4.18	3.55	3.33	2.90
TR 397	10.00	6.00	5.10	4.80	4.40
TR 398	6.90	4.18	3.55	3.33	2.90
TR 399	6.25	3.75	3.19	3.00	2.62
TR 400	6.25	3.75	3.19	3.00	2.62
TR 401	6.90	4.18	3.55	3.33	2.90
TR 402	6.90	4.18	3.55	3.33	2.90
TR 403	6.90	4.18	3.55	3.33	2.90
TR 404	6.90	4.18	3.55	3.33	2.90
TR 405	6.90	4.18	3.55	3.33	2.90
TR 406	5.20	3.13	2.65	2.50	2.17
TR 407	6.90	4.18	3.55	3.33	2.90
TR 408	6.25	3.75	3.19	3.00	2.62
TR 409	6.25	3.75	3.19	3.00	2.62
TR 410	6.90	4.18	3.55	3.33	2.90
TR 411	6.90	4.18	3.55	3.33	2.90
TR 412	6.90	4.18	3.55	3.33	2.90
TR 413	6.25	3.75	3.19	3.00	2.62
TR 414	6.90	4.18	3.55	3.33	2.90
TR 415	6.90	4.18	3.55	3.33	2.90
TR 416	6.90	4.18	3.55	3.33	2.90
TR 417	6.90	4.18	3.55	3.33	2.90
TR 418	6.90	4.18	3.55	3.33	2.90
TR 419	6.90	4.18	3.55	3.33	2.90
TR 420	6.90	4.18	3.55	3.33	2.90
TR 421	6.90	4.18	3.55	3.33	2.90
TR 422	6.90	4.18	3.55	3.33	2.90
TR 423	6.25	3.75	3.19	3.00	2.62
TR 424	6.90	4.18	3.55	3.33	2.90
TR 425	7.50	4.50	3.85	3.60	3.14
TR 426	6.90	4.18	3.55	3.33	2.90
TR 427	6.90	4.18	3.55	3.33	2.90
TR 428	7.50	4.50	3.85	3.60	3.14
TR 429	6.90	4.18	3.55	3.33	2.90
TR 430	6.90	4.18	3.55	3.33	2.90
TR 431	6.25	3.75	3.19	3.00	2.62
TR 432	6.25	3.75	3.19	3.00	2.62
TR 433	6.90	4.18	3.55	3.33	2.90
TR 434	7.50	4.50	3.85	3.60	3.14
TR 435	7.50	4.50	3.85	3.60	3.14
TR 436	6.90	4.18	3.55	3.33	2.90
TR 437	6.90	4.18	3.55	3.33	2.90
TR 438	6.25	3.75	3.19	3.00	2.62
TR 439	6.25	3.75	3.19	3.00	2.62
TR 440	6.25	3.75	3.19	3.00	2.62
TR 441	6.25	3.75	3.19	3.00	2.62
TR 442	6.25	3.75	3.19	3.00	2.62
TR 443	6.25	3.75	3.19	3.00	2.62
TR 444	6.25	3.75	3.19	3.00	2.62
TR 445	6.25	3.75	3.19	3.00	2.62
TR 446	6.25	3.75	3.19	3.00	2.62
TR 447	6.25	3.75	3.19	3.00	2.62
TR 448	6.25	3.75	3.19	3.00	2.62
TR 449	6.25	3.75	3.19	3.00	2.62
TR 450	6.25	3.75	3.19	3.00	2.62
TR 451	6.25	3.75	3.19	3.00	2.62
TR 452	6.25	3.75	3.19	3.00	2.62
TR 453	6.90	4.18	3.55	3.33	2.90
TR 454	6.90	4.18	3.55	3.33	2.90
TR 455	6.90	4.18	3.55	3.33	2.90
TR 456	6.25	3.75	3.19	3.00	2.62
TR 457	6.25	3.75	3.19	3.00	2.62
TR 458	6.25	3.75	3.19	3.00	2.62
TR 459	6.25	3.75	3.19	3.00	2.62
TR 460	6.25	3.75	3.19	3.00	2.62
TR 461	6.25	3.75	3.19	3.00	2.62
TR 462	8.10	4.86	4.13	3.89	3.38

THORDARSON MEISSNER
INCORPORATED
A Subsidiary of COMPONENTS CORPORATION OF AMERICA

PHONE: 262-5121 (area code 618)
ELECTRONIC CENTER, MT. CARMEL, ILLINOIS 62863

Printed In USA

(DECEMBER 31,1965)

THORDARSON MEISSNER

NET PRICE LIST

Form D-166

INDUSTRIAL

PART NO.	LIST	NET and 1 to 4	5 to 49	50 to 99	100 to 499
TR 463	8.10	4.86	4.13	3.89	3.38
TR 464	8.10	4.86	4.13	3.89	3.38
TR 465	8.10	4.86	4.13	3.89	3.38
TR 466	1.50	.90	.77	.72	.66
TR 467	10.00	6.00	5.10	4.80	4.40
TR 468	6.90	4.18	3.55	3.33	2.90
TR 469	10.00	6.00	5.10	4.80	4.40
TR 470	7.50	4.50	3.85	3.60	3.14
TR 471	6.25	3.75	3.19	3.00	2.62

V

23V03	10.00	6.00	5.10	4.80	4.40
23V04	15.00	9.00	7.65	7.20	6.60
23V07	40.00	24.00	20.40	19.20	17.60
23V08	50.00	30.00	25.50	24.00	22.00
23V09	50.00	30.00	25.50	24.00	22.00
23V11	30.00	18.00	15.30	14.40	13.20
23V12	35.00	21.00	17.85	16.80	15.40
23V13	50.00	30.00	25.50	24.00	22.00
23V14	50.00	30.00	25.50	24.00	22.00
23V17	8.00	4.80	4.08	3.84	3.52
23V18	15.00	9.00	7.65	7.20	6.60
23V19	40.00	24.00	20.40	19.20	17.60
23V20	35.00	21.00	17.85	16.80	15.40
23V21	15.00	9.00	7.65	7.20	6.60
23V22	15.50	9.30	7.90	7.44	6.82
23V23	25.00	15.00	12.75	12.00	11.00
23V24	30.00	18.00	15.30	14.40	13.20
23V25	35.00	21.00	17.85	16.80	15.40
23V26	120.00	72.00	61.20	57.60	52.40
23V27	120.00	72.00	61.20	57.60	52.40
23V28	80.00	48.00	40.80	38.40	35.20
23V32	75.00	45.00	38.20	36.00	33.00
23V33	40.00	24.00	20.40	19.20	17.60
23V34	20.00	12.00	10.20	9.60	8.80
23V35	30.00	18.00	15.30	14.40	13.20
23V36	35.00	21.00	17.85	16.80	15.40
23V37	40.00	24.00	20.40	19.20	17.60
23V38	50.00	30.00	25.50	24.00	22.00
23V39	120.00	72.00	61.20	57.60	52.40
23V40	25.00	15.00	12.75	12.00	11.00
23V41	15.50	9.30	7.90	7.44	6.82
23V42	25.00	15.00	12.75	12.00	11.00
23V44	50.00	30.00	25.50	24.00	22.00
23V45	20.00	12.00	10.20	9.60	8.80
23V46	40.00	24.00	20.40	19.20	17.60
23V47	15.00	9.00	7.65	7.20	6.60
23V48	35.00	21.00	17.85	16.80	15.40
23V49	30.00	18.00	15.30	14.40	13.20
23V50	8.00	4.80	4.08	3.84	3.52
23V51	10.00	6.00	5.10	4.80	4.40
23V52	10.00	6.00	5.10	4.80	4.40
23V53	20.00	12.00	10.20	9.60	8.80
23V54	30.00	18.00	15.30	14.40	13.20
23V55	50.00	30.00	25.50	24.00	22.00
23V56	120.00	72.00	61.20	57.60	52.40
23V57	50.00	30.00	25.50	24.00	22.00
23V58	40.00	24.00	20.40	19.20	17.60
23V59	20.00	12.00	10.20	9.60	8.80
23V60	12.00	7.20	6.12	5.76	5.24
23V61	15.00	9.00	7.65	7.20	6.60
23V62	20.00	12.00	10.20	9.60	8.80
23V63	25.00	15.00	12.75	12.00	11.00
23V64	30.00	18.00	15.30	14.40	13.20
23V65	50.00	30.00	25.50	24.00	22.00
23V66	50.00	30.00	25.50	24.00	22.00
23V67	120.00	72.00	61.20	57.60	52.40
23V68	30.00	18.00	15.30	14.40	13.20
23V69	25.00	15.00	12.75	12.00	11.00
23V70	50.00	30.00	25.50	24.00	22.00
23V71	50.00	30.00	25.50	24.00	22.00
23V72	20.00	12.00	10.20	9.60	8.80
23V73	100.00	60.00	51.00	48.00	44.00
23V74	25.00	15.00	12.75	12.00	11.00
23V75	30.00	18.00	15.30	14.40	13.20
23V76	25.00	15.00	12.75	12.00	11.00
23V77	10.00	6.00	5.10	4.80	4.40
23V78	30.00	18.00	15.30	14.40	13.20
23V79	8.00	4.80	4.08	3.84	3.52
23V80	10.00	6.00	5.10	4.80	4.40
23V81	15.00	9.00	7.65	7.20	6.60
23V82	12.00	7.20	6.12	5.76	5.24
23V83	10.00	6.00	5.10	4.80	4.40
23V84	35.00	21.00	17.85	16.80	15.40

INDUSTRIAL

PART NO.	LIST	NET and 1 to 4	5 to 49	50 to 99	100 to 499
23V85	80.00	48.00	40.80	38.40	35.20
23V86	11.00	6.60	5.61	5.28	4.84
23V87	15.50	9.30	7.90	7.44	6.82
23V88	100.00	60.00	51.00	48.00	44.00
23V89	20.00	12.00	10.20	9.60	8.80
23V90	30.00	18.00	15.30	14.40	13.20
23V91	15.50	9.30	7.90	7.44	6.82
23V92	17.50	10.50	8.92	8.40	7.20
23V93	20.00	12.00	10.20	9.60	8.80
23V94	30.00	18.00	15.30	14.40	13.20
23V95	15.00	9.00	7.65	7.20	6.60
23V96	20.00	12.00	10.20	9.60	8.80
23V97	25.00	15.00	12.75	12.00	11.00
23V98	15.00	9.00	7.65	7.20	6.60
23V99	15.00	9.00	7.65	7.20	6.60
23V100	10.00	6.00	5.10	4.80	4.40
23V101	17.50	10.50	8.92	8.40	7.70
23V102	25.00	15.00	12.75	12.00	11.00
23V103	12.00	7.20	6.12	5.76	5.24
23V104	17.50	10.50	8.92	8.40	7.70
23V105	35.00	21.00	17.85	16.80	15.40
23V106	12.00	7.20	6.12	5.76	5.24
23V107	12.00	7.20	6.12	5.76	5.24
23V108	35.00	21.00	17.85	16.80	15.40
23V109	15.00	9.00	7.65	7.20	6.60
23V110	15.00	9.00	7.65	7.20	6.60
23V111	60.00	36.00	30.60	28.80	26.40
23V112	50.00	30.00	25.50	24.00	22.00
23V113	80.00	48.00	40.80	38.40	35.20
23V114	30.00	18.00	15.30	14.40	13.20
23V115	6.25	3.75	3.19	3.00	2.75
23V116	6.25	3.75	3.19	3.00	2.75
23V117	6.25	3.75	3.19	3.00	2.75
23V118	12.00	7.20	6.12	5.76	5.24
23V119	12.50	7.50	6.68	6.00	5.50
23V120	120.00	72.00	61.20	57.60	52.40
23V121	12.50	7.50	6.68	6.00	5.50
23V122	12.50	7.50	6.68	6.00	5.50
23V123	12.50	7.50	6.68	6.00	5.50
23V126	35.00	21.00	17.85	16.80	15.40
23V128	25.00	15.00	12.75	12.00	11.00
23V129	40.00	24.00	20.40	19.20	17.60
23V130	100.00	60.00	51.00	48.00	44.00
23V131	100.00	60.00	51.00	48.00	44.00
23V132	50.00	30.00	25.50	24.00	22.00
23V133	25.00	15.00	12.75	12.00	11.00
23V134	25.00	15.00	12.75	12.00	11.00
23V136	50.00	30.00	25.50	24.00	22.00
23V137	80.00	48.00	40.80	38.40	35.20
23V138	80.00	48.00	40.80	38.40	35.20
23V139	100.00	60.00	51.00	48.00	44.00
23V140	120.00	72.00	61.20	57.60	52.40
23V141	10.00	6.00	5.10	4.80	4.40
23V142	25.00	15.00	12.75	12.00	11.00
23V143	50.00	30.00	25.50	24.00	22.00
23V144	50.00	30.00	25.50	24.00	22.00
23V145	50.00	30.00	25.50	24.00	22.00
23V146	50.00	30.00	25.50	24.00	22.00
23V147	25.00	15.00	12.75	12.00	11.00
23V148	25.00	15.00	12.75	12.00	11.00
23V149	25.00	15.00	12.75	12.00	11.00
23V150	100.00	60.00	51.00	48.00	44.00
23V151	25.00	15.00	12.75	12.00	11.00
23V152	25.00	15.00	12.75	12.00	11.00
23V153	15.00	9.00	7.65	7.20	6.60
23V154	15.00	9.00	7.65	7.20	6.60
23V155	15.00	9.00	7.65	7.20	6.60
23V156	20.00	12.00	10.20	9.60	8.80
23V157	20.00	12.00	10.20	9.60	8.80
23V158	20.00	12.00	10.20	9.60	8.80
23V159	30.00	18.00	15.30	14.40	13.20
23V160	8.00	4.80	4.08	3.84	3.52
23V161	80.00	48.00	40.80	38.40	35.20
23V162	80.00	48.00	40.80	38.40	35.20
23V163	25.00	15.00	12.75	12.00	11.00
23V165	25.00	15.00	12.75	12.00	11.00
23V166	35.00	21.00	17.85	16.80	15.40
23V167	100.00	60.00	51.00	48.00	44.00
23V168	15.00	9.00	7.65	7.20	6.60
23V169	20.00	12.00	10.20	9.60	8.80
23V170	100.00	60.00	51.00	48.00	44.00
23V171	15.00	9.00	7.65	7.20	6.60
23V172	20.00	12.00	10.20	9.60	8.80
23V174	80.00	48.00	40.80	38.40	35.20
23V175	80.00	48.00	40.80	38.40	35.20
23V176	20.00	12.00	10.20	9.60	8.80
23V177	25.00	15.00	12.75	12.00	11.00

INDUSTRIAL

PART NO.	LIST	NET and 1 to 4	5 to 49	50 to 99	100 to 499
23V178	80.00	48.00	40.80	38.40	35.20
23V179	80.00	48.00	40.80	38.40	35.20
23V180	50.00	30.00	25.50	24.00	22.00
23V181	50.00	30.00	25.50	24.00	22.00
23V182	80.00	48.00	40.80	38.40	35.20
23V183	100.00	60.00	51.00	48.00	44.00
23V184	80.00	48.00	40.80	38.40	35.20
23V185	100.00	60.00	51.00	48.00	44.00
23V186	100.00	60.00	51.00	48.00	44.00
23V187	50.00	30.00	25.50	24.00	22.00
23V188	20.00	12.00	10.20	9.60	8.80
23V189	20.00	12.00	10.20	9.60	8.80
23V190	20.00	12.00	10.20	9.60	8.80
23V191	12.00	7.20	6.12	5.76	5.24
23V192	25.00	15.00	12.75	12.00	11.00
23V193	12.00	7.20	6.12	5.76	5.24
23V195	12.00	7.20	6.12	5.76	5.24
23V197	150.00	90.00	76.50	72.00	66.00
23V198	25.00	15.00	12.75	12.00	11.00
23V199	40.00	24.00	20.40	19.20	17.60
23V200	150.00	90.00	76.50	72.00	66.00
23V201	100.00	60.00	51.00	48.00	44.00
23V202	30.00	18.00	15.30	14.40	13.20
23V203	30.00	18.00	15.30	14.40	13.20
23V204	40.00	24.00	20.40	19.20	17.60
23V205	80.00	48.00	40.80	38.40	35.20
23V206	125.00	75.00	63.75	60.00	52.25
23V207	30.00	18.00	15.30	14.40	13.20
23V208	30.00	18.00	15.30	14.40	13.20
23V210	15.00	9.00	7.65	7.20	6.60
23V211	15.00	9.00	7.65	7.20	6.60
23V212	20.00	12.00	10.20	9.60	8.80
23V213	20.00	12.00	10.20	9.60	8.80
23V214	25.00	15.00	12.75	12.00	11.00
23V215	25.00	15.00	12.75	12.00	11.00
23V216	25.00	15.00	12.75	12.00	11.00
23V218	30.00	18.00	15.30	14.40	13.20
23V221	150.00	90.00	76.50	72.00	66.00
23V222	200.00	120.00	102.00	96.00	88.00
23V223	25.00	15.00	12.75	12.00	11.00
23V224	10.00	6.00	5.10	4.80	4.40
23V225	25.00	15.00	12.75	12.00	11.00
23V226	10.00	6.00	5.10	4.80	4.40

25V01		10.50	8.92	8.40	7.70
25V02		12.00	10.20	9.60	8.80
25V03		16.50	14.02	13.20	11.50
25V04		18.90	16.07	15.12	13.20
25V05		33.00	28.05	26.40	23.00
25V06		16.50	14.02	13.20	11.50
25V07		37.50	31.90	30.00	27.50
25V10		8.10	6.88	6.48	5.94
25V11		8.10	6.88	6.48	5.94
25V12		9.60	8.16	7.68	7.04
25V13		16.50	14.02	13.20	11.50
25V14		21.00	17.85	16.80	15.40
25V15		24.00	20.40	19.20	17.60
25V16		16.50	14.02	13.20	11.50
25V17		16.50	14.02	13.20	11.50
25V18		16.50	14.02	13.20	11.50
25V19		24.00	20.40	19.20	17.60
25V20		33.00	28.05	26.40	23.00
25V21		45.00	38.70	36.00	33.00
25V22		45.00	38.70	36.00	33.00
25V23		45.00	38.70	36.00	33.00
25V24		45.00	38.70	36.00	33.00
25V25		33.00	28.05	26.40	23.00
25V26		33.00	28.05	26.40	23.00
25V27		45.00	38.70	36.00	33.00
25V28		105.00	89.20	84.00	77.00
25V29		33.00	28.05	26.40	23.00
25V30		105.00	89.20	84.00	77.00
25V31		66.00	56.10	52.80	46.00
25V32		105.00	89.20	84.00	77.00
25V33		105.00	89.20	84.00	77.00
25V34		9.60	8.16	7.68	7.04
25V35		27.00	23.00	21.60	18.80
25V36		21.00	17.85	16.80	15.40
25V37		27.00	23.00	21.60	18.80
25V38		33.00	28.05	26.40	23.00
25V39		45.00	38.70	36.00	33.00
25V40		75.00	63.80	60.00	55.00
25V41		105.00	89.20	84.00	77.00

THORDARSON MEISSNER
INCORPORATED
A Subsidiary of COMPONENTS CORPORATION OF AMERICA

PHONE: 262-5121 (area code 618)
ELECTRONIC CENTER, MT. CARMEL, ILLINOIS 62863

Printed In USA

(DECEMBER 31,1965)

THORDARSON MEISSNER

NET PRICE LIST

Form D-166

INDUSTRIAL

PART NO.	LIST	NET and 1 to 4	5 to 49	50 to 99	100 to 499
27V13		15.00	12.75	12.00	11.00
27V14		10.00	8.50	8.00	6.95
27V15		8.75	7.45	7.00	6.05
27V16		11.85	10.10	9.50	8.25
27V17		66.00	56.10	52.80	46.00
27V18		45.00	38.20	36.00	33.00
27V19		66.00	56.10	52.80	46.00
27V20		66.00	56.10	52.80	46.00
27V21		66.00	56.10	52.80	46.00
27V22		66.00	56.10	52.80	46.00
27V23		66.00	56.10	52.80	46.00
27V24		66.00	56.10	52.80	46.00
27V25		90.00	76.40	72.00	66.00
27V28		27.00	23.00	21.60	18.80
27V31		27.00	23.00	21.60	18.80
27V32		66.00	56.10	52.80	46.00
27V33		15.00	12.75	12.00	11.00
27V34		15.00	12.75	12.00	11.00
27V35		15.00	12.75	12.00	11.00
27V36		10.00	8.50	8.00	6.95
27V37		10.00	8.50	8.00	6.95
27V38		27.00	23.00	21.60	18.80
27V39		22.40	19.05	17.92	15.63
27V40		16.60	14.10	13.28	11.56
27V41		15.00	12.75	12.00	11.00
27V42		8.75	7.45	7.00	6.05
27V43		30.00	25.50	24.00	22.00
27V44		22.40	19.05	17.92	15.63
27V45		27.00	23.00	21.60	18.80
27V46		30.00	25.50	24.00	22.00
27V47		22.40	19.05	17.92	15.63
27V48		30.00	25.50	24.00	22.00
27V49		33.00	28.05	26.40	23.00
27V50		33.00	28.05	26.40	23.00
27V51		33.00	28.05	26.40	23.00
27V52		45.00	38.20	36.00	33.00
27V53		66.00	56.10	52.80	46.00
27V54		15.00	12.75	12.00	11.00
27V55		15.00	12.75	12.00	11.00
27V56		16.60	14.10	13.28	11.56
27V57		22.40	19.05	17.92	15.63
27V58		22.40	19.05	17.92	15.63
27V60		10.50	8.92	8.40	7.70
27V61		12.00	10.20	9.60	8.36
27V62		12.90	10.97	10.32	9.00
27V63		18.00	15.30	14.40	12.30
27V64		27.00	23.00	21.60	18.80
27V65		48.00	40.80	38.40	35.20
27V66		18.00	15.30	14.40	12.30
27V67		10.00	8.50	8.00	6.95
27V68		11.85	10.10	9.50	8.25
27V69		16.60	14.10	13.28	11.56
27V70		27.00	23.00	21.60	18.80
27V71		45.00	38.20	36.00	33.00
27V72		45.00	38.20	36.00	33.00
27V73		27.00	23.00	21.60	18.80
27V74		105.00	89.20	84.00	77.00
27V75		27.00	23.00	21.60	18.80
27V77		27.00	23.00	21.60	18.80
27V78		120.00	102.00	96.00	88.00
27V79		120.00	102.00	96.00	88.00
27V80		120.00	102.00	96.00	88.00
27V81		120.00	102.00	96.00	88.00
27V82		11.85	10.10	9.50	8.25
27V83		12.90	10.97	10.32	9.00
27V84		18.00	15.30	14.40	12.30
27V85		15.00	12.75	12.00	11.00
27V86		15.00	12.75	12.00	11.00
27V87		16.60	14.10	13.28	11.56
27V88		15.00	12.75	12.00	11.00
27V89		18.00	15.30	14.40	12.30
27V90		22.40	19.05	17.92	15.63
27V91		22.40	19.05	17.92	15.63
27V92		10.50	8.92	8.40	7.70
27V93		10.00	8.50	8.00	6.95
27V94		11.85	10.10	9.50	8.25
27V95		15.00	12.75	12.00	11.00
27V96		27.00	23.00	21.60	18.80
27V97		27.00	23.00	21.60	18.80
27V98		16.60	14.10	13.28	11.56
27V99		22.40	19.05	17.92	15.63

THORDARSON MEISSNER

INDUSTRIAL

W

PART NO.	LIST	NET and 1 to 4	5 to 49	50 to 99	100 to 499
WC 10		2.50	1.50		
WC 11		2.50	1.50		
WC 12		2.50	1.50		
WC 13		2.50	1.50		
WC 14		2.50	1.50		
WC 15		2.50	1.50		
WC 16		2.50	1.50		
WC 17		3.00	1.80		
WC 18		2.50	1.50		
WC 19		3.25	1.95		
WC 20		4.25	2.55		
WC 21		4.25	2.55		
WC 22		2.50	1.50		
WC 23		3.00	1.80		
WC 24		3.00	1.80		
WC 25		3.25	1.95		
WC 26		3.25	1.95		
WC 27		3.25	1.95		
WC 28		3.25	1.95		
WC 29		3.00	1.80		
WC 30		3.00	1.80		
WC 31		3.00	1.80		
WC 32		3.00	1.80		
WC 33		3.00	1.80		
WC 34		3.00	1.80		
WC 35		3.50	2.10		
WC 36		3.50	2.10		
WC 37		3.50	2.10		
WC 38		3.50	2.10		
WC 39		3.50	2.10		
WC 40		3.50	2.10		
WC 41		4.25	2.55		
WC 42		4.25	2.55		
WC 43		4.25	2.55		
WC 44		4.25	2.55		
WC 45		4.25	2.55		
WC 46		4.25	2.55		
WC 47		4.25	2.55		
WC 48		4.25	2.55		
WC 49		4.25	2.55		
WC 50		4.25	2.55		
WC 51		4.25	2.55		
WC 52		4.25	2.55		

Y

PART NO.	LIST	NET and 1 to 4	5 to 49	50 to 99	100 to 499
Y 1		15.50	9.30		
Y 2		15.50	9.30		
Y 3		15.50	9.30		
Y 4		15.50	9.30		
Y 5		15.50	9.30		
Y 6		15.50	9.30		
Y 7		15.50	9.30		
Y 8		15.50	9.30		
Y 9		15.50	9.30		
Y 10		17.00	10.20		
Y 11		17.00	10.20		
Y 12		15.50	9.30		
Y 13		16.50	9.90		
Y 14		17.00	10.20		
Y 15		17.00	10.20		
Y 16		18.00	10.80		
Y 17		15.50	9.30		
Y 18		15.50	9.30		
Y 19		15.00	9.00		
Y 20		15.50	9.30		
Y 21		16.50	9.90		
Y 22		13.50	8.10		
Y 23		13.50	8.10		
Y 24		15.50	9.30		
Y 25		18.00	10.80		
Y 26		18.50	11.10		
Y 27		10.00	6.00		
Y 28		17.00	10.20		
Y 29		16.50	9.90		
Y 30		16.50	9.90		
Y 31		16.50	9.90		
Y 32		18.00	10.80		
Y 33		18.50	11.10		
Y 34		18.00	10.80		
Y 35		13.50	8.10		
Y 36		15.00	9.00		
Y 37		15.00	9.00		
Y 38		20.00	12.00		
Y 39		16.50	9.90		
Y 40		15.00	9.00		
Y 41		15.50	9.30		
Y 42		17.00	10.20		
Y 43		17.00	10.20		
Y 44		16.50	9.90		
Y 45		17.00	10.20		
Y 46		18.00	10.80		
Y 47		19.00	11.40		
Y 48		19.00	11.40		
Y 49		15.00	9.00		
Y 50		15.00	9.00		
Y 51		18.00	10.80		
Y 52		22.00	13.20		
Y 53		18.50	11.10		
Y 54		18.50	11.10		
Y 55		18.50	11.10		
Y 56		20.00	12.00		
Y 57		15.00	9.00		
Y 58		22.00	13.20		
Y 59		22.00	13.20		
Y 60		18.50	11.10		
Y 61		17.00	10.20		
Y 62		17.00	10.20		
Y 63		25.00	15.00		
Y 64		20.00	12.00		
Y 65		20.00	12.00		
Y 66		20.00	12.00		
Y 67		20.00	12.00		
Y 68		20.00	12.00		
Y 69		22.00	13.20		
Y 70		22.00	13.20		
Y 71		20.00	12.00		
Y 72		20.00	12.00		
Y 73		20.00	12.00		
Y 74		20.00	12.00		
Y 75		20.00	12.00		
Y 76		20.00	12.00		
Y 77		20.00	12.00		
Y 78		20.00	12.00		
Y 79		20.00	12.00		
Y 80		20.00	12.00		
Y 81		20.00	12.00		
Y 82		22.00	13.20		
Y 83		22.00	13.20		
Y 84		22.00	13.20		
Y 85		20.00	12.00		
Y 86		25.00	15.00		
Y 87		25.00	15.00		
Y 88		22.00	13.20		
Y 89		22.00	13.20		
Y 90		20.00	12.00		
Y 91		25.00	15.00		
Y 92		20.00	12.00		
Y 93		20.00	12.00		
Y 94		22.00	13.20		
Y 95		22.00	13.20		
Y 96		22.00	13.20		
Y 97		22.00	13.20		
Y 98		20.00	12.00		
Y 99		22.00	13.20		
Y 100		22.00	13.20		
Y 101		22.00	13.20		
Y 102		25.00	15.00		
Y 103		22.00	13.20		
Y 104		22.00	13.20		
Y 105		25.00	15.00		
Y 106		20.00	12.00		
Y 107		50.00	30.00		

THORDARSON MEISSNER
INCORPORATED
A Subsidiary of COMPONENTS CORPORATION OF AMERICA

PHONE: 262-5121 (area code 618)
ELECTRONIC CENTER, MT. CARMEL, ILLINOIS 62863

Printed In USA

(JANUARY 2, 1965)

NET PRICE LIST

THORDARSON MEISSNER

Form D-165M

"14" (RF) (ANT.) (OSC.)

PART NO.	LIST	NET
14-1004	3.00	1.80
14-1005	3.00	1.80
14-1010	3.00	1.80
14-1011	3.00	1.80
14-1015	4.00	2.40
14-1016	4.00	2.40
14-1017	4.00	2.40
14-1022	3.00	1.80
14-1023	3.00	1.80
14-1024	3.00	1.80
14-1026	3.50	2.10
14-1027	3.50	2.10
14-1028	3.50	2.10
14-1030	3.50	2.10
14-1031	3.50	2.10
14-1032	3.50	2.10
14-1033	3.50	2.10
14-1040	3.50	2.10
14-1041	1.50	.90
14-1042	1.50	.90
14-1043	1.50	.90
14-1044	1.50	.90
14-1045	1.50	.90
14-1046	1.50	.90
14-1053	3.50	2.10
14-1055	3.50	2.10
14-1056	3.50	2.10
14-1057	3.50	2.10
14-1058	3.50	2.10
14-1060	3.50	2.10
14-1061	1.50	.90
14-1062	1.50	.90
14-1063	1.50	.90
14-1064	1.50	.90
14-1065	1.50	.90
14-1066	1.50	.90
14-1067	6.50	3.90
14-1068	6.50	3.90
14-1069	6.50	3.90
14-1070	6.50	3.90
14-1071	3.00	1.80
14-1072	3.00	1.80
14-1073	3.00	1.80
14-1074	3.00	1.80
14-1075	3.00	1.80
14-1076	4.00	2.40
14-1077	4.00	2.40
14-1080	4.00	2.40
14-1081	3.00	1.80
14-1082	3.00	1.80
14-1086	4.00	2.40
14-1090	4.00	2.40
14-1095	4.00	2.40
14-1407	3.00	1.80
14-1408	3.00	1.80
14-1409	3.00	1.80
14-1410	4.00	2.40
14-1411	4.00	2.40
14-1412	4.00	2.40
14-1413	3.00	1.80
14-1414	3.00	1.80
14-1415	2.00	1.20
14-1416	2.00	1.20
14-1417	2.00	1.20
14-1418	2.00	1.20
14-1419	2.50	1.50
14-1420	2.50	1.50
14-1421	2.50	1.50
14-2436	2.50	1.50
14-2437	2.50	1.50
14-2860	6.00	3.60
14-2862	8.00	4.80
14-2864	1.50	.90
14-3732	1.50	.90
14-4034	4.00	2.40
14-4242	1.50	.90
14-4243	5.00	3.00
14-6140	5.00	3.00
14-6417	2.50	1.50
14-6418	2.50	1.50
14-6419	2.50	1.50
14-6590	1.50	.90
14-6592	1.50	.90
14-6850	.30	.18
14-6852	.30	.18
14-6854	.30	.18
14-6856	.30	.18
14-6865	.30	.18
14-7000	3.00	1.80
14-7001	3.00	1.80
14-7002	4.00	2.40
14-7003	4.00	2.40
14-7413	5.00	3.00
14-7476	8.00	4.80
14-7478	4.00	2.40
14-7480	4.00	2.40
14-7558	8.00	4.80
14-7560	5.00	3.00
14-8418	.30	.18
14-9001	4.00	2.40
14-9003	4.00	2.40
14-9004	4.00	2.40
14-9005	4.00	2.40
14-9006	8.00	4.80
14-9009	8.00	4.80
14-9010	3.00	1.80
14-9011	5.00	3.00
14-9012	4.00	2.40
14-9013	5.00	3.00
14-9014	2.50	1.50
14-9015	3.50	2.10
14-9016	2.50	1.50
14-9017	3.50	2.10
14-9018	3.50	2.10
14-9019	3.50	2.10
14-9020	3.50	2.10
14-9021	3.50	2.10
14-9022	3.50	2.10
14-9023	3.50	2.10
14-9024	3.50	2.10
14-9025	3.00	1.80
14-9026	3.00	1.80
14-9027	3.00	1.80
14-9028	3.00	1.80

"15" (FILTERS)

PART NO.	LIST	NET
15-1003	10.00	6.00
15-1072	10.00	6.00
15-1073	3.00	1.80
15-1074	4.00	2.40
15-1082	1.50	.90
15-1083	2.00	1.20
15-1084	3.00	1.80
15-1085	3.00	1.80
15-1089	3.00	1.80
15-1090	3.00	1.80
15-1091	3.50	2.10
15-1092	3.50	2.10
15-1093	3.50	2.10
15-2866	3.50	2.10
15-2888	5.00	3.00
15-7510	10.00	6.00
15-7511	10.00	6.00
15-7512	10.00	6.00
15-7513	10.00	6.00
15-7513A	10.00	6.00
15-7514	10.00	6.00
15-7515	25.00	15.00
15-7520	15.00	9.00
15-7813	25.00	15.00
15-8479	2.50	1.50
15-8480	2.50	1.50
15-8481	10.00	6.00

"16" (IF'S)

PART NO.	LIST	NET
16-3445	4.50	2.70
16-3471	4.50	2.70
16-3472	5.00	3.00
16-3487	4.00	2.40
16-3490	4.50	2.70
16-3491	4.00	2.40
16-3492	4.00	2.40
16-3731	1.00	.60
16-3736	3.00	1.80
16-5700	4.00	2.40
16-5702	2.00	1.20
16-5704	2.50	1.50
16-5706	2.00	1.20
16-5712	3.50	2.10
16-5714	3.50	2.10
16-5728	2.00	1.20
16-5730	2.00	1.20
16-5740	4.00	2.40
16-5742	4.00	2.40
16-5782	2.50	1.50
16-5784	2.50	1.50
16-6123	10.00	6.00
16-6131	3.50	2.10
16-6133	2.50	1.50
16-6139	6.00	3.60
16-6600	.50	.30
16-6601	.50	.30
16-6602	.50	.30
16-6603	.50	.30
16-6643	8.00	4.80
16-6645	8.00	4.80
16-6649	2.00	1.20
16-6650	2.00	1.20
16-6651	2.00	1.20
16-6652	3.00	1.80
16-6653	2.50	1.50
16-6654	2.50	1.50
16-6655	2.50	1.50
16-6656	2.50	1.50
16-6657	2.50	1.50
16-6658	4.00	2.40
16-6659	4.00	2.40
16-6660	4.00	2.40
16-6661	2.50	1.50
16-6662	3.00	1.80
16-6663	4.00	2.40
16-6665	5.00	3.00
16-6666	4.50	2.70
16-6667	4.00	2.40
16-6668	4.00	2.40
16-6669	4.50	2.70
16-6670	4.50	2.70
16-6675	6.00	3.60
16-6678	4.50	2.70
16-6679	3.50	2.10
16-6702	6.00	3.60
16-6703	7.00	4.20
16-6704	4.00	2.40
16-6705	4.00	2.40
16-6706	4.00	2.40
16-6707	4.00	2.40
16-6708	3.00	1.80
16-6709	4.00	2.40
16-6710	3.50	2.10
16-6711	4.00	2.40
16-6712	3.50	2.10
16-6713	4.00	2.40
16-6714	3.50	2.10
16-6715	4.00	2.40
16-6716	4.00	2.40
16-6717	4.00	2.40
16-6718	3.50	2.10
16-6719	3.50	2.10
16-6720	4.50	2.70
16-6721	4.50	2.70
16-6722	4.50	2.70
16-6723	4.50	2.70
16-6724	4.50	2.70
16-6725	4.50	2.70
16-6726	4.50	2.70
16-6727	4.00	2.40
16-6728	4.50	2.70
16-6729	4.50	2.70
16-6730	4.50	2.70
16-6731	4.50	2.70
16-6732	4.50	2.70
16-6733	4.50	2.70
16-6734	4.50	2.70
16-6735	4.50	2.70
16-6736	5.00	3.00
16-6737	5.00	3.00
16-6738	3.00	1.80
16-6739	3.00	1.80
16-6752	3.50	2.10
16-6754	3.50	2.10
16-6756	3.50	2.10
16-6757	3.50	2.10
16-6758	3.00	1.80
16-6760	3.50	2.10
16-6761	3.50	2.10
16-6764	4.00	2.40
16-6765	3.50	2.10
16-6766	4.50	2.70
16-6767	3.50	2.10
16-6770	3.50	2.10
16-6780	3.00	1.80
16-6781	4.00	2.40
16-6784	3.50	2.10
16-6785	3.50	2.10
16-6786	4.50	2.70
16-6787	4.50	2.70
16-6800	3.00	1.80
16-6801	3.00	1.80
16-8091	4.50	2.70
16-8099	3.00	1.80
16-9001	8.00	4.80
16-9002	4.00	2.40
16-9003	6.00	3.60
16-9004	6.00	3.60
16-9007	4.50	2.70
16-9008	4.50	2.70
16-9009	8.00	4.80
16-9012	6.00	3.60
16-9013	6.00	3.60
16-9014	4.00	2.40
16-9015	4.00	2.40
16-9016	4.50	2.70
16-9017	4.50	2.70
16-9020	5.00	3.00
16-9021	5.00	3.00
16-9022	5.00	3.00
16-9023	5.00	3.00
16-9024	5.00	3.00
16-9025	5.00	3.00
16-9026	3.50	2.10
16-9027	3.50	2.10
16-9028	3.50	2.10
16-9030	4.00	2.40
16-9031	4.00	2.40
16-9032	4.00	2.40
16-9033	4.00	2.40
16-9034	4.00	2.40
16-9035	4.00	2.40

"17" (TV) (REPL.)

PART NO.	LIST	NET
17-1000	15.00	9.00
17-1001	3.50	2.10
17-1002	2.50	1.50
17-1003	1.00	.60
17-1004	1.00	.60
17-1005	3.50	2.10
17-1006	4.00	2.40
17-1011	4.00	2.40
17-1012	4.00	2.40
17-1013	3.50	2.10
17-1020	2.50	1.50
17-1021	4.50	2.70
17-1023	5.00	3.00
17-1025	3.00	1.80
17-1026	3.00	1.80
17-1031	3.00	1.80
17-1033	4.50	2.70
17-1034	2.50	1.50
17-1035	4.00	2.40
17-1043	4.00	2.40
17-1045	4.00	2.40
17-1047	3.00	1.80
17-1062	3.00	1.80
17-1063	3.00	1.80
17-1064	2.50	1.50
17-1066	2.50	1.50
17-1067	2.50	1.50
17-1068	2.50	1.50
17-1069	2.50	1.50
17-1070	2.50	1.50
17-1071	10.00	6.00
17-1072	3.50	2.10
17-1073	5.00	3.00
17-1074	5.00	3.00
17-1075	2.00	1.20
17-1076	5.00	3.00
17-1077	2.00	1.20
17-1078	4.00	2.40
17-1079	3.00	1.80
17-1080	2.00	1.20
17-1081	3.00	1.80
17-3400	2.00	1.20
17-3401	2.00	1.20
17-3402	2.00	1.20
17-3403	1.50	.90
17-3404	3.50	2.10
17-3405	4.00	2.40
17-3406	4.00	2.40
17-3407	6.00	3.60
17-3408	4.00	2.40
17-3409	3.50	2.10
17-3410	3.50	2.10
17-3411	2.00	1.20
17-3412	2.00	1.20
17-3413	2.00	1.20
17-3414	2.00	1.20
17-3415	2.00	1.20
17-3416	2.00	1.20
17-3417	7.00	4.20
17-3418	3.00	1.80
17-3419	5.00	3.00
17-3453	4.50	2.70
17-3454	10.00	6.00
17-3455	5.00	3.00
17-3456	5.00	3.00
17-3457	5.00	3.00
17-3458	5.00	3.00
17-3459	10.00	6.00
17-3474	6.00	3.60
17-3475	6.00	3.60
17-3476	6.00	3.60
17-3477	3.00	1.80
17-3478	4.50	2.70
17-3483	5.00	3.00
17-3484	4.00	2.40
17-3486	8.00	4.80
17-3487	3.50	2.10
17-3488	5.00	3.00
17-3489	4.50	2.70
17-3490	4.50	2.70
17-3491	4.50	2.70
17-3492	4.50	2.70
17-3493	4.50	2.70
17-3494	4.50	2.70
17-3495	4.50	2.70
17-3496	4.50	2.70

THORDARSON MEISSNER
INCORPORATED
A Subsidiary of COMPONENTS CORPORATION OF AMERICA

PHONE: 262-5121 (area code 618)
ELECTRONIC CENTER, MT. CARMEL, ILLINOIS 62863

Printed in USA

(JANUARY 2, 1965)

NET PRICE LIST

THORDARSON MEISSNER

Form D-165M

PART NO.	LIST	NET
17-3497	4.50	2.70
17-3498	5.50	3.30
17-3499	5.50	3.30
17-4500	2.50	1.50
17-4501	2.50	1.50
17-4502	2.50	1.50
17-4503	2.50	1.50
17-4504	2.50	1.50
17-4505	2.50	1.50
17-4507	4.00	2.40
17-4508	1.50	.90
17-4509	2.50	1.50
17-4511	5.00	3.00
17-4512	2.00	1.20
17-4514	6.00	3.60
17-4518	6.50	3.90
17-4519	3.00	1.80
17-4520	2.50	1.50
17-4521	1.50	.90
17-4522	1.50	.90
17-4523	2.00	1.20
17-4524	2.00	1.20
17-4531	2.50	1.50
17-4532	5.00	3.00
17-4533	1.50	.90
17-4534	1.00	.60
17-4535	1.50	.90
17-4536	2.50	1.50
17-4537	1.00	.60
17-4538	1.50	.90
17-5000	3.00	1.80
17-5001	4.00	2.40
17-5002	3.00	1.80
17-5003	3.00	1.80
17-5004	3.50	2.10
17-5010	2.50	1.50
17-5011	2.50	1.50
17-5012	2.50	1.50
17-5013	2.50	1.50
17-5014	3.50	2.10
17-6010	2.50	1.50
17-6011	2.00	1.20
17-6012	10.00	6.00
17-6013	3.00	1.80
17-6014	5.00	3.00
17-6015	5.00	3.00
17-6016	1.50	.90
17-6017	1.50	.90
17-6018	8.00	4.80
17-6019	4.00	2.40
17-6074	5.00	3.00
17-6753	8.00	4.80
17-7400	8.00	4.80
17-7412	6.00	3.60
17-7510	8.00	4.80
17-7514	5.00	3.00
17-9373	10.00	6.00

"18" (PLUG IN)

18-2940	1.50	.90
18-2941	1.50	.90
18-2942	1.50	.90
18-2943	1.50	.90
18-2944	1.50	.90
18-3500	1.50	.90
18-3501	1.50	.90
18-3502	1.50	.90
18-3503	1.50	.90
18-3504	1.50	.90
18-3505	1.50	.90
18-3910	1.50	.90
18-3911	1.50	.90
18-3912	1.50	.90
18-3913	1.50	.90
18-3914	1.50	.90

"19" (CHOKES)

19-1000	2.00	1.20
19-1001	2.00	1.20
19-1002	2.00	1.20
19-1003	2.00	1.20
19-1004	2.00	1.20
19-1005	2.00	1.20
19-1006	2.00	1.20
19-1007	2.00	1.20
19-1008	2.00	1.20
19-1009	2.00	1.20
19-1010	2.00	1.20
19-1011	2.00	1.20
19-1012	2.00	1.20
19-1013	2.00	1.20
19-1014	2.00	1.20
19-1015	2.00	1.20
19-1016	2.00	1.20
19-1020	1.50	.90
19-1021	1.50	.90
19-1023	1.50	.90
19-1030	1.50	.90
19-1031	1.50	.90
19-1032	1.50	.90
19-1033	1.50	.90
19-1034	1.50	.90
19-1035	1.50	.90
19-1036	1.50	.90
19-1037	2.00	1.20
19-1040	2.00	1.20
19-1041	2.00	1.20
19-1042	1.50	.90
19-1043	1.50	.90
19-1044	1.50	.90
19-1045	2.50	1.50
19-1046	2.50	1.50
19-1047	2.50	1.50
19-1050	2.50	1.50
19-1051	2.50	1.50
19-1052	2.50	1.50
19-1053	2.50	1.50
19-1054	3.00	1.80
19-1060	2.00	1.20
19-1061	2.00	1.20
19-1062	2.00	1.20
19-1063	2.00	1.20
19-1064	2.50	1.50
19-1065	2.50	1.50
19-1066	1.50	.90
19-1067	1.50	.90
19-1068	3.00	1.80
19-1900	2.00	1.20
19-1920	2.00	1.20
19-1921	2.00	1.20
19-1922	1.50	.90
19-1923	2.50	1.50
19-1986	1.00	.60
19-1987	1.00	.60
19-1988	1.00	.60
19-1989	2.00	1.20
19-1990	1.00	.60
19-1991	1.50	.90
19-1994	2.00	1.20
19-1995	2.00	1.20
19-2000	20.00	12.00
19-2001	1.50	.90
19-2002	1.50	.90
19-2003	1.50	.90
19-2004	1.50	.90
19-2005	1.50	.90
19-2006	1.50	.90
19-2007	1.50	.90
19-2008	1.50	.90
19-2009	1.50	.90
19-2010	1.50	.90
19-2011	1.50	.90
19-2012	1.50	.90
19-2013	1.00	.60
19-2014	1.00	.60
19-2015	1.00	.60
19-2016	1.50	.90
19-2017	1.50	.90
19-2018	1.00	.60
19-2019	2.00	1.20
19-2020	2.00	1.20
19-2021	2.00	1.20
19-2022	2.00	1.20
19-2023	2.00	1.20
19-2024	2.00	1.20
19-2025	2.00	1.20
19-2026	2.00	1.20
19-2027	1.50	.90
19-2028	1.50	.90
19-2029	1.50	.90
19-2030	1.50	.90
19-2031	1.50	.90
19-2032	1.50	.90
19-2033	1.50	.90
19-2034	2.00	1.20
19-2035	2.00	1.20
19-2036	2.00	1.20
19-2037	2.00	1.20
19-2038	1.50	.90
19-2039	1.50	.90
19-2040	1.50	.90
19-2041	2.00	1.20
19-2042	3.50	2.10
19-2043	5.00	3.00
19-2044	3.00	1.80
19-2045	3.00	1.80
19-2078	3.00	1.80
19-2330	2.50	1.50
19-2400	1.50	.90
19-2709	2.50	1.50
19-2864	2.50	1.50
19-3001	1.00	.60
19-3018	7.00	4.20
19-3019	7.00	4.20
19-3022	4.50	2.70
19-3025	4.50	2.70
19-3036	1.50	.90
19-3060	1.50	.90
19-3075	1.50	.90
19-3093	1.50	.90
19-3100	1.50	.90
19-3125	1.50	.90
19-3160	1.50	.90
19-3180	1.50	.90
19-3204	5.00	3.00
19-3210	6.00	3.60
19-3247	2.50	1.50
19-3250	1.50	.90
19-3275	1.50	.90
19-3300	1.50	.90
19-3330	1.50	.90
19-3375	1.50	.90
19-3400	.50	.30
19-3401	.50	.30
19-3402	.50	.30
19-3403	.50	.30
19-3404	.50	.30
19-3405	.50	.30
19-3406	.50	.30
19-3407	.50	.30
19-3408	.50	.30
19-3409	.50	.30
19-3410	.50	.30
19-3411	.50	.30
19-3412	.50	.30
19-3413	1.00	.60
19-3414	1.00	.60
19-3415	2.00	1.20
19-3416	1.00	.60
19-3417	1.00	.60
19-3418	1.00	.60
19-3419	1.00	.60
19-3420	1.00	.60
19-3421	1.00	.60
19-3422	1.50	.90
19-3423	1.50	.90
19-3424	1.50	.90
19-3500	1.50	.90
19-3600	1.50	.90
19-3660	1.50	.90
19-4036	1.50	.90
19-4060	1.00	.60
19-4073	.50	.30
19-4093	.50	.30
19-4120	.50	.30
19-4121	.50	.30
19-4122	.50	.30
19-4125	.50	.30
19-4160	.50	.30
19-4180	1.00	.60
19-4200	1.00	.60
19-4201	2.00	1.20
19-4214	2.50	1.50
19-4215	2.50	1.50
19-4216	3.00	1.80
19-4217	4.00	2.40
19-4250	.50	.32
19-4251	1.00	.60
19-4400	1.00	.60
19-4412	1.00	.60
19-4500	2.00	1.20
19-4551	1.00	.60
19-4840	.50	.30
19-4950	1.00	.60
19-5100	.50	.30
19-5101	.50	.30
19-5102	2.00	1.20
19-5580	1.50	.90
19-5581	1.50	.90
19-5582	2.00	1.20
19-5584	2.50	1.50
19-5588	2.50	1.50
19-5590	3.00	1.80
19-5592	3.00	1.80
19-5594	2.50	1.50
19-5596	6.00	3.60
19-6022	2.00	1.20
19-6033	.50	.30
19-6800	5.00	3.00
19-6801	5.00	3.00
19-6802	5.00	3.00
19-6803	3.00	1.80
19-6804	3.00	1.80
19-6805	3.00	1.80
19-6806	5.00	3.00
19-6807	5.00	3.00
19-6808	5.00	3.00
19-6809	5.00	3.00
19-6810	4.00	2.40
19-6811	4.00	2.40
19-6812	6.00	3.60
19-6815	2.00	1.20
19-6816	2.00	1.20
19-6817	2.00	1.20
19-6818	2.00	1.20
19-6819	2.00	1.20
19-6820	1.50	.90
19-6821	2.00	1.20
19-6822	1.00	.60
19-6823	2.00	1.20
19-6832	.50	.30
19-6833	1.50	.90
19-6834	2.50	1.50
19-6837	2.00	1.20
19-6840	3.00	1.80
19-6842	4.00	2.40
19-6844	2.00	1.20
19-6846	3.00	1.80
19-6848	4.00	2.40
19-6849	3.00	1.80
19-6854	2.00	1.20
19-6860	3.00	1.80
19-6862	3.00	1.80
19-6864	3.00	1.80
19-6866	3.00	1.80
19-6868	3.00	1.80
19-6872	4.50	2.70
19-6874	3.00	1.80
19-6876	3.00	1.80
19-6880	1.00	.60
19-6881	1.00	.60
19-6882	1.00	.60
19-6883	1.00	.60
19-6884	1.00	.60
19-6885	1.00	.60
19-6886	2.00	1.20
19-6887	1.50	.90
19-6888	1.50	.90
19-6889	2.50	1.50
19-6890	1.50	.90
19-6891	1.50	.90
19-6892	1.50	.90
19-6893	1.50	.90
19-6894	1.50	.90
19-7047	1.00	.60
19-7068	1.00	.60
19-7100	2.50	1.50
19-7825	1.00	.60
19-7908	1.00	.60
19-8770	3.00	1.80

"20" (TRAPS)

20-1004	2.50	1.50
20-1005	2.50	1.50
20-1006	2.00	1.20
20-1007	2.00	1.20
20-1020	3.00	1.80
20-1021	3.00	1.80
20-1044	1.50	.90
20-1045	1.50	.90
20-1048	2.00	1.20
20-1049	2.00	1.20
20-1050	3.50	2.10
20-1051	3.50	2.10
20-1052	3.00	1.80
20-1053	4.00	2.40
20-1054	3.50	2.10
20-1055	3.00	1.80
20-1056	3.00	1.80

"21" (CONDENSERS)

21-5202	10.00	6.00
21-6128	10.00	6.00
21-6131	10.00	6.00
21-9001	3.00	1.80
21-9002	3.00	1.80
21-9003	3.00	1.80
21-9004	3.50	2.10
21-9005	4.00	2.40
21-9006	4.00	2.40

"22" (TUNING) (CONDENSERS)

22-5230	10.00	6.00
22-7000	10.00	6.00
22-7001	10.00	6.00
22-7006	4.00	2.40
22-7007	4.00	2.40
22-7008	2.00	1.20

"24" (SWITCHES)

24-8273	10.00	6.00
24-8274	3.00	1.80

THORDARSON MEISSNER
INCORPORATED
A Subsidiary of COMPONENTS CORPORATION OF AMERICA

PHONE: 262-5121 (area code 618)
ELECTRONIC CENTER, MT. CARMEL, ILLINOIS 62863

Printed in USA

PARTS LIST

USE THIS PAGE if PART NUMBER is available.

ADMIRAL

MFR'S. PART	REPLACEMENT
A3044	Y 3
A3178	Y 6
A3197	Y 6
A3222	Y 6
AA-139-1	19-4180
AA-139-2	19-3250
AA-139-2	19-4144
AA-139-4	19-3093
69A32	17-1003
69B35-1	
69B35-2	FC 1
69B110	HS 3
69B114-2	FC 1
69B117-1/-3	
69B117-9/-10	
69B117-11/-12	
72C26-23	20-1006
72B28-7	16-6758
72C28-7	16-6758
72B28-17	16-6758
72D28-68	16-3487
72D28-69	17-3498
72D28-70/-71	16-6758
72D28-73	17-3494
72B40	17-1020[2]
72B40-1	17-1020[2]
72B41/-1	17-1001
72B42	17-1002[2]
72B43	HS 2
72B44	17-1011
72B45	17-1043
72B58	17-1011
72A60-1	17-3401
72B68	17-1033[2]
72B68-1	17-1033
72B68-2	17-1033
72C68-2	17-1033
72B68-4	
72C68-4	
72B73	16-6758
72B74	16-6758
72B75	16-3487
72B76	16-3487
72A81	17-1020[2]
72B81	17-1020[2]
72A82	17-1001
72B82	17-1001
72A83	17-1063
72A83-1	17-1063
72A83-2	17-1062
72A83-3	17-1062
72A84	17-1066
72B86-1	17-1011
72B86-2	17-1011
72C86-2	17-1011
72B87-1	17-1043
72A88-1	17-1004
72B92	16-6758
72B93	16-3487
72B94	16-6758
72C96-2	20-1021
72C96-3	17-1064
72C96-4	17-1063
72C96-6	17-1062
72C96-7	17-1063
72C96-8	17-1064
72C96-9	17-1062
72C96-10	17-1063
72C96-11	17-1062
72C96-12	17-1062
72C96-14	17-1062
72C96-16	17-1066
72C96-17	19-1020
72C96-22	17-1063
72C96-23	20-1006
72C96-24	19-1020
72C96-29	17-1062
72C96-30	20-1006
72B97	16-6758
72B97-1	16-6758
72B98	16-3487
72B99-1	17-3401
72B99-2	17-3401
72B99-3	17-3401
72B99-4	17-3400
72B99-6	20-1004
72B99-7	19-3402
72B99-10	20-1004
72B99-13	20-1004
72B99-14	20-1005

MFR'S. PART	REPLACEMENT
72C99-21	17-1062
72C99-22	17-1063
72B99-25	17-1062
72C99-25	17-1062
72A100	20-1006
72A101	19-1023
72A102	
72B105-1	
72B107-1	17-1068
72B109-1	17-1001
72B110-1	17-1067[2]
72C111-1	17-1063
72D111-1	17-1063
72D111-2	17-1064
72D111-6	17-4523
72D111-7	17-4522
72D111-8	20-1049
72D111-10	17-4538
72D111-18	17-4522
72D111-19	17-4523
72D111-28	17-1062
72D111-29	20-1006
72D111-31	17-4523
72D111-32	17-4522
72D111-33	17-4538
72D111-34	17-4523
72D111-35	17-4522
72D111-36	17-4523
72D111-37	20-1044
72D111-38	17-4522
72D111-39	17-4522
72B113-1	17-1067[2]
72A132	
72B132-1	20-1005
72C132-1	20-1005
72C132-2	17-1063
72C132-3	20-1006
72C132-4	
72C132-5	
72C132-6	
72A132-7	
72C132-18	
72C132-19	
72C132-20	
72C132-23	17-3405
72C132-25	
72C132-26	
72C132-31	17-3404
72B132-37	20-1051
72C132-37	20-1051
72C132-38	17-3405
72C132-39	17-3406
72C132-41	17-3409
72C132-42	17-3408
72C132-43	17-3410
72C132-44	
72C132-52	20-1051
72C132-55	
72C132-56	
72C132-57	17-3408
72C132-58	
72C132-61	20-1051
72C132-62	
72C132-63	
72B133-1	
72B142	17-1011
72B142-1	17-1012
72B142-2	17-1011
72B143	17-5001
72B143-1	17-5001
72B143-2/-3	17-5004
72B152-2	17-1063
72C152-2	17-1063
72B153-1	
72C176-2	
72B185-2	17-1072
72C185-2	17-1072
72B186-1	
72B191-1/-2	
72B191-3	17-3407
72B191-7/-8	
72B206-1	
72B207-1/-2/-3	
72B207-5/-6	
72B208-1/-3	17-1073
72B208-4	
72C208-1/-2/-3	17-1073
72B210-1	17-6012
72B210-2	
72B211-2	

MFR'S. PART	REPLACEMENT
72B211-3	
72B212-1	17-6018
72B212-2	
72B213-1/-2	17-6012
72B213-3	
72B214-1	17-6011
72B214-2	
72B215-2/-3	
72B216-4	
72B218-2	17-1076
72B218-3/-4	
72B219-1	17-1075
72B219-2	20-1050
72B219-3	20-1052
72B220-1	17-3417
72C220-2	
72B221-1/-2/-3	
72D222-4	17-3408
72D225-2	16-3487
72D225-5	16-6780
72D227-4/-5	16-6780
72D227-8/-11	16-6780
72C228-3/-4/-5/-6	
72C234-2/-3/-4	
72C234-5/-6/-7	
72C250-1	
72C251-1/-2	
72C251-3/-4	
72C261-1	
73A2	19-3001
73A2-5	19-3001
73A4-1	20-1004
73A5-1	19-3250
73A5-2	19-4160
73A5-4	19-1920
73A5-5	19-1922
73A5-6	
73A5-7	19-3500
73B5-7	19-3500
73A5-8	19-4250
73B5-8	19-4250
73B5-9	
73A5-13	19-3300[50]
73A5-14	19-3250[29]
73B5-14	19-3250
73A5-15	19-3180[28]
73B5-15	19-3180[28]
73A5-17	19-3660
73B5-20	19-3500
73C5-20	19-3500
73B5-21	19-3300[50]
73A5-22	19-4412
73B5-22	19-4412
73B5-23	19-3180[28]
73C5-23	19-3180[28]
73B5-25	19-3500
73B5-26	19-3180[28]
73B5-32	19-3180
73B5-34	19-4950
73C5-34	19-4950
73B5-36	19-4950
73C5-36	19-4950
73C5-40	19-4201
73C5-41	19-4400
73C5-42	19-3500
73C5-44	
73C5-45	19-3375
73C5-46	
73C5-47	19-3500
73C5-50	19-3180
73C5-53	19-3300
73A6-1	19-1003
73A6-9	19-1002
73A11-1	19-3660[51]
73B11-1	19-3660[51]
73B15-23	
73B15-36	
73A24-1	19-1004
73A24-2	19-3036
73B24-4	19-3036
73D24-9	
73B25-9	19-3300[50]
73B31-1	
73B31-3	19-1011
73B31-4	19-1010
73B31-8	19-1002
73B37-1	
73B37-2	19-1001
73B37-3	19-1001
73B37-4/-5	

MFR'S. PART	REPLACEMENT
73B37-55	
73B43-11	19-3600
73B44-8	19-1005
73B45-251	19-1005
73B46-13	19-3036
73B55-2	19-4060
73B56-1	19-4073
73B57-19	19-3125
73C57-19	19-3125
73C132-55	
73B185-2	
74A10	26C41
74A12	26C94
74A13	26C41
74A17	26C41
74B18	26C41
74B18-1	26C43
74B18-2	26C41
74B18-3	26C41
74B18-4	26C41[4]
74B18-5	20C68
74B18-6	26C43
74B18-7	26C41
74B18-10	26C41
74B18-13	26C41
74B18-14	26C41
74B18-15	26C76
74B18-17	
74B18-19	26C41
74B18-23	26C93
74B18-24	26C78
74B18-25	26C93
74B18-27	26C79
74B18-28	26C78
74B18-29	26C78
74B18-30	
74B18-31	26C44
74B18-33	26C78
74C18-33	26C78
74B18-34	26C44
74B18-35	26C76
74C18-35	26C76
74C18-36	26C79
74B18-39	26C44
74C18-39	26C44
74B18-42	26C79
74C18-42	26C79
74C18-45	26C78
74C18-47	26C79
74C18-49	26C79
74C18-50	26C77
74C18-52	26C79
74B24-2	26C81
74B25-2	26C81
74B25-5	26C81
75B5-21	19-4400[51]
78B76-2	26S50
78B77-1	26S50[4]
78B98-1	see note 90
78B98-2	26C43
79B6	24S86
79B7	FLY 1
79A8	24S50
79A9	26S49
79B9	26S49
79A16	24S61
79C17-1	FLY 4
79C17-2	FLY 4
79C17-3	FLY 4
79A18-1	26A03
79A18-2	26A03
79A18-3	26A03
79A18-4	26A03
79A18-5	26A03
79A18-7	26A03
79B18-7	26A03[41]
79C19/-1	FLY 1
79C19-2	FLY 1
79B20	24S86
79A22	26S49
79C23	FLY 1
79C23-2	FLY 1
79B24/-1	26S51
79A27	24S57
79C28-1	FLY 1
79C28-3	FLY 1
79B29/-1/-2	26S52
79C30-1	FLY 10
79C30-2	FLY 6
79C30-3	FLY 10

MFR'S. PART	REPLACEMENT
79C30-4	FLY 6
79A31-1	26S49[2]
79B31-1	26S49[2]
79B31-2	24S51
79B31-3	26S49[2]
79A31-4	26S49[2]
79B31-4	26S49[2]
79C32-1	FLY 10
79C33-1	24S51
79C33-2	24S51
79C33-3	24S51
79C33-4	24S51
79C33-5	24S61
79C33-6	24S51[2]
79C33-7	24S51[2]
79C33-9	24S50[2]
79C33-10	24S50[2]
79C33-11	22S46
79C33-13	24S53
79D33-15	24S53
79C33-14	24S53
79B33-15	24S53
79D33-15	24S53
79D33-16	24S48
79C33-23	
79D33-23	
79D33-28	24S53
79D33-29	24S48
79D33-31	24S61
79D33-32	24S13
79D33-33	24S13
79D33-38	24S61
79D33-41	24S53
79D33-43	24S48
79D33-45	22S34
79D33-49	
79D33-56	24S04
79D33-54	
79D33-55/-59	
79D33-62	
79D33-64	24S50
79D33-65	
79D33-66	
79D33-67	
79D33-68	
79D33-69	
79D33-78	
79B34-1	26S52
79C36-1	FLY 10
79C38-1	FLY 6
79D38-1	FLY 6
79B39-1	26S51
79B40-1	26S54
79B40-2	26S54
79D40-2	26S54
79B40-3	26S54
79D41-1	FLY 21[60]
79D41-2	FLY 21[60]
79B43-1	26S53
79B43-2	26S53[25]
79B43-4	26S54
79D43-4	26S54
79B43-5	26S22
79B43-7	26S73
79B43-8	26S53
79B43-9	
79B43-10	26S54
79B43-12	26S07
79B43-13	26S07
79B43-14	26S07
79B43-16	26S08
79B43-17	26S07
79B43-18	26S08
79B43-19	26S07
79B43-20	26S08
79C43-20	26S08
79D43-20	26S08
79B43-22	26S73
79C43-22	26S73
79C43-23	26S24
79D43-23	26S24
79B43-24	26S29
79D43-24	26S29
79B43-33	
79D44-1	FLY 78[74]
79D48-1	FLY 78
79B49-2	24S51[2]
79C49-19	26S07
79D52-1	
79C56-4	22S62

MFR'S. PART	REPLACEMENT
79C56-6	24S17
79C56-8	22S62
79C56-9	
79C60-1	FLY 75
79C60-2	FLY 76
79C60-3	FLY 77
79C60-4	FLY 77
79C60-5	FLY 77
79C60-6	FLY 77
79C60-7	FLY 75[37]
79C60-10	FLY 170
79C60-11	FLY 170
79B63-1/-3	26S03
79B65-1	FLY 135
79D65-1	FLY 135
79D65-2	FLY 136
79C65-3	FLY 136
79D65-3	FLY 136
79D65-4	FLY 136
79B66-1	22S46
79B66-2	22S46
79B66-3	
79B66-4	22S46
79B66-8	22S46
79B70-1	FLY 122
79C70-1	FLY 122
79B71-1	26S21
79C73-1	FLY 122
79D74-1	FLY 170
79D74-2	FLY 170
79B76-2	26S50
79D77-1/-2	FLY 137[102]
79D77-3/-4/-5	FLY 137[102]
79B77-6	FLY 172
79D77-6	FLY 172
79D77-7	FLY 175
79E77-7	FLY 175
79D77-8	FLY 176
79E77-8	FLY 176
79B77-9	FLY 176
79D77-9	FLY 176
79E77-9	FLY 176
79B77-11	FLY 242
79E77-11	FLY 242
79B77-13	
79E77-13/-14	
79E77-15	FLY 243
79E77-16	FLY 243
79E77-17	FLY 263
79E77-18	FLY 263
79D77-22	FLY 175
79B78-1	24S88
79B78-4	26S59
79B81-2	22S58
79B81-3	24S51
79B81-4	24S51
79B81-6	24S52
79B81-8	24S51
79B81-9	24S51
79B81-10	
79B81-11	22S46
79C81-11	22S46
79D81-11	22S46
79B81-12	22S34
79B81-14	22S46
79B81-16	24S51
79D81-19	24S48
79C82-1/-2	
79B82-3/-4	
79D83-1	FLY 173
79D83-2	FLY 173
79D83-4	FLY 174
79D83-5	FLY 260
79B83-8	FLY 174
79D83-8	FLY 174
79D83-10	FLY 260
79D83-11	FLY 174
79D83-14/-15	FLY 261
79D83-16/-17	FLY 262
79B87-8	26S48
79B89-2	
79B89-8	26S48
79D90-2	
79D96-1	26S100
79C96-2	26S86
79C96-21	17-1062
79C96-22	17-1063
79C96-25	17-1062
79D97-501	
79D99-1	

CONTINUED ON NEXT PAGE

Service notes may be found at the end of the ADMIRAL section.

PARTS LIST (CONTINUED)

USE THIS PAGE if PART NUMBER is available.

MFR'S. PART	REPLACEMENT
79D100-2	26S80
79D100-3	26S08
79D100-4	26S80
79D100-5	26S80
79D100-6	26S08
79B101-1	26C80
79D102-501	Fly 273
79C103-3	24S61
79B104-2	
79C104-4B	
79C106-1	26S86
79D106-1	26S86
79D107-1	Fly 273)
80B1	22R01[2]
80B5	26R36[2]
80B7	26R25U[2]
80B11	26R84
80B12	26R63
80B15	26R84
80B16	26R36
80B17	26R82
80B19	26R20
80B21	26R20
80B23-1	22R04[2]
80B24-1	26R24
80C26-1	26R71
80C26-2	26R71
80B32	
80C35-1	26R71
80C35-2	26R71
80C35-3	26R92[30]
80C35-4	26R91
80C35-5	26R92
80C35-6	26R91
80C35-7	26R71
80C35-8	26R91
80C35-11	
80C35-12	26R88[30]

MFR'S. PART	REPLACEMENT
80C35-13	
80C36-1	
80C39-1	
80B48-3	24R02U
80B52-4	21F21[2]
80B58-1/-2	
80B59-1	
80C62-1	
80B62-2	26R116
80C62-2	26R116
80D65-1	26R131
80D65-2	26R123
80D65-3/-4	
80D65-5	26R121
80D65-6	
80D65-13/-14	
80D65-15/-16	
80D65-18	26R53
80D65-19	
80D65-20	
80D65-22	26R51
80D65-23	
80D65-26	26R53
80C68-1	
80D69-1	26R13U[2]
80C70-1	
80C71-1	
80B72-1	26R112
80D72-2	26R112
80D73-1	26R51
80D73-2	
80D73-3	26R51
80B74-1	
80D74-1	
80D74-6-F	
80C74-9/-10	
80D74-10/-T	

MFR'S. PART	REPLACEMENT
80D78-1	26R112
80D78-2	26R112
80D78-3	26R112
80D79-1	26R150
80D83-503	
80D84-1	
80D85-1/-3	26R150
94B2	Y 3
94B2-1	Y 3
94B2-2	Y 3
94A3	WC 14
94A4	WC 11
94A4-1	WC 11
94A11	WC 16
94A12	
94A16	
94A17	HS 5
94B17/-1	HS 5
94C17-3	HS 5
94C17-4	HS 10
94C17-7	HS 5
94D17-7	HS 5
94C17-14	HS 16
94D17-14	HS 16
94D17-15	
94C17-16	HS 5
94D17-16	HS 5
94A19/-1	
94B24-1/-2	Y 3
94A26	
94A28	WC 28
94A29	WC 23
94A29-1	WC 22
94A29-2	WC 15
94C30-1	Y 4
94C30-3	Y 6
94C37-89	

MFR'S. PART	REPLACEMENT
94A39-1	WC 28
94D46-85/-86	
94B48-1	HS 5[2]
94D48-86	
94A49-1	WC 24
94A49-2	WC 29
94A49-3	WC 29
94A49-4	WC 29
94A50-1	WC 18[26]
94A50-2	WC 22[26]
94C51-1	Y 10
94C51-3	Y 10[32]
94C54-1	Y 14[32]
94D54-4	
94A55-1	WC 22
94A56-1	WC 24
94A56-2	WC 24[26]
94D64-84	
94D74-1	Y 14
94D74-2	Y 14
94C74-3/-4	Y 16[32]
94C74-5	Y 16[32]
94D74-5	Y 16[32]
94C74-6	Y 76
94D74-6	Y 76
94C74-7	Y 16[32]
94D74-7	Y 16[32]
94D77-91	17-1004
94D85-8	Y 16[32]
94D85-10	Y 16[32]
94D87-1	Y 16[32]
94D87-2	Y 76
94D87-3	Y 16[32]
94D87-4/-6	
94D87-8	Y 76
94D87-9	Y 76
94D87-10	Y 76

MFR'S. PART	REPLACEMENT
94D87-12	Y 76
94D87-13	Y 76
94D87-15	Y 76
94D87-16	Y 76
94D87-18	Y 76
94D87-20	Y 76
94A86	WC 24
94B87-13	Y 76
94D92-69	
94A98-1	WC 22
94D117-1	
94C118-85	
94D147-1	Y 52
94D147-2	Y 52
94D147-3	Y 52
94D150-1	Y 52
94D150-3	Y 52
94D150-4	Y 63
94D150-6	Y 63
94D150-7	Y 63
94D169-1/-2	Y 76
94D172-1	Y 63
94B175-1/-2/-3	
94C175-1/-2/-3	
94A176-1	WC 35
94B177-3	HS 7
94B177-6	
94D180-2	Y 107
94D187-2	Y 63
94D189-1	Y 52
94D189-2	Y 64
94D189-3	Y 52
94D189-4E	Y 64
94D189-4F	Y 64
94D189-9F	Y 64
94D192-1	Y 68
94A193-502	Y 107

MFR'S. PART	REPLACEMENT
94A193-505	Y 107
94A193-507	Y 107
94C194-1	HS 8[26]
94C194-2	
94D205-1C	Y 68
94D205-3	Y 68
94D205-4	Y 68
94D205-13	Y 68
94D216-3B	Y 69
94D235-2	
94B236-1	
94D238-1	Y 52[124]
94D245-1	
98A45-1	17-1020
98A45-13	17-1020
98A45-14	17-1020
98A45-15	17-1020
98A45-69	19-1021
98A45-72	
98A45-77	19-1020
750C305-6	Y 52
750C305-7	Y 64
750C305-10	Y 68
750C305-11	Y 52
750C305-13	Y 68
750C305-14	Y 68
750C305-15	Y 68
750C305-18	Y 69
750C305-19	Y 52[124]
750C305-20	Y 52[124]
750C305-21	Y 69[60]
750C305-22	Y 69[60]
750C305-23	Y 64
903562-507	Y 107
961415-1	26S86)
962636-501	Y 107
1104665-2	26C81

Next page for MODEL index

Service notes may be found at the end of the ADMIRAL section.

MODEL INDEX

ADMIRAL

MODEL	COLUMN NUMBER
AA9900C/D	57
AA9903C/D	57
AA9913B/C/D	56
AA9961/62	59
AA9971	59
AA9998B/C/D	56
AAU9900C/D	57
AAU9903C/D	57
AAU9913B/C/D	56
AAU9961/62	59
AAU9971	59
AAU9998B/C/D	56
B121F1/A/AB/B	33
B121H1	35
BA121F1	33
C19J121/B, 22/B	42
C19J123/B	42
C19J132/39/B	42
C19UJ121/2/3	42
C19UJ132/39	42
C21E2/3	31
C21E2C/3C	31
C21E6/7	31
C21E6C/7C	31
C21E11E	31
C21E12/C/E/F	31
C21E13/C/E/F	31
C21E14/C	31
C21E16/17	31
C21E16C/17C	31
C21E22/23/24	31
C21E22C/23C/24C	31
C21F42/43	33
C21F46/B/48/B	33
C21G2/3	36
C21G2B/3B	36
C21G12/13/14	36
C21G12B/13B/14B	36
C21G22/23/24	36
C21G22B/23B/24B	36
C21G32B/33B/34B	36
C21G42B/43B/44B	36
C21UG2/3	36
C21UG2B/3B	36
C21UG12/13/14	36
C21UG12B/13B/14B	36
C21UG22/23/24	36
C21UG22B/23B/24B	36
C21UG32B/33B/34B	36
C21UG42B/43B/44B	36
C22M1/2/3	40
C22M1A/2A/3A	40
C22M11/12/13	40
C22M22/23/24	40
C22UM1/2/3	40
C22UM11/12/13	40
C22UM22/23/24	40
C23A1/A	24
C23A1C	27
C23A2/A	24
C23A2C	27
C23A3/A	24
C23A3C	27
C23A6/7/8	24
C23A6A/7A/8A	24
C23A11/N/B	27
C23A12/N/B	27
C23A13/N/B	27
C23A26/N/B	27
C23A27/N/B	27
C23B1/2/3	23
C23B16	23
C23B16C/CB	27
C23B17	23
C23B17C/CB	27
C23B18/26/27/28	23
C24K111/B	41
C24K112/B	41
C24K113/B	41
C24K142/B	41
C24K145/B	41
C24M21/22/23	38
C24M32/33/34	38
C24M121/22/23	43
C24M131/32/33	43
C24M142/49	43
C24M171/72/89	43
C24UK111/B	41
C24UK112/B	41
C24UK113/B	41
C24UK142/B	41
C24UK145/B	41
C24UM21/22/23	38
C24UM32/33/34	38
C24UM121/22/23	43
C24UM131/32/33	43
C24UM142/49	43
C24UM171/72	43
C24UM189	43
C25B6/7/8	23
C25B16/17/18	23
C28B6/6N/7	23
C33K11/12/13	51
C33K21/22/23	51
C33K31/32/33/35	51
C33K41/42/43	51
C33UK11/12/13	51
C33UK21/22/23	51
C33UK31/32/33/35	51
C33UK41/42/43	51
C71N21/22/23	53
C71N31/37	53
C71N131/32/33	54
C71N142/47/51	54
C71UN21/22/23	53
C71UN31/37	53
C71UN131/32/33	54
C71UN142/47/51	54
C223A2/A3	24
C223R6/7/8/9	23
C223R16/17/18	23
C311/12/13	47
C321/22	47
C323	47
C323A6/A/B	24
C323A7/A/B/8	24
C323A16/A/B	24
C323A17/A/B	24
C323A19/A/B	24
C323B2/B2B	30
C323B3/B3B	30
C323B16/17	27
C323B26/B26B	30
C323B27/B27B	30
C325A6/A/B	24
C325A7/A	24
C325B26/B/27/B	30
C329	47
C331/32/33	47
C341/G1/G11	47
C342/G2/G12	47
C343/G3/G13	47
C351/52/53	47
C360/61/62	47
C369	47
C423A2/A3	25
C951/52/53	42
C969/71	42
C1001/1002/1009	59
C1221/22/23/25	59
C2215/Z/AZ	13
C2216/A/AZ	15
C2216Z/17	13
C2217A	15
C2217Z	13
C225/Z/26/Z	16
C2227/Z	16
C2236	13
C2236A	15
C2237/46	13
C2256	20
C2306BZ/Z	20
C2307BZ/Z	20
C2316Z/17Z/19Z	21
C2326Z/27Z	21
C2336Z/37Z	22
C2338Z/56Z/65Z	22
C2366F/FZ/66Z	22
C2367F/FZ/67Z	22
C2526	13
C25666F/FZ/Z	22
C2567F/FZ/Z	22
C2826Z/27Z	21
C3101/02/03	56
C3111/12/13	56
C3301C/D	56
C3302C/D	56
C3305C/D	56
C3311C/D	56
C3312C/D	56
C313C/D	56
C3321C/D	56
C3322C/D	56
C7141/42/43	54
C7211/A/AH	55
C7212/A/AH	55
C7213/A/AH	55
C7215/A/AH	55
C7221/A/AH	55
C7222/A/AH	55
C7231/A/AH	55
C732/A/AH	55
C7233/A/AH	55
C7241A/42A	55
C7243A/45A	55
CA21E2/3	31
CA21E2C/3C	31
CA21E6/7	31
CA21E6C/7C	31
CA21E11E	31
CA21E12/C/E	31
CA21E13/C/E	31
CA21E14/C	31
CA21E16/16C	31
CA21E17/C	31
CA21E22/23/24	31
CA21E22C/23C/24C	31
CA21F42/43	33
CA21F46/48	33
CA23B16C/17C	29
CA323A16/17	29
CA323B2/3	23
CA2215Z/16Z/17Z	14
CA2236	14
CA2236A	17
CA2237/46	14
CA2256	20
CA2306BZ/Z	20
CA2307BZ/Z	20
CA2316Z/17Z	21
CA2326Z/ZN	21
CA2327Z	21
CA2526	19
CA2826Z/27Z	21
CG24K131/32/33	44
CG24UK131/32/33	44
CG111/12/13	48
CG301/02/03	46
CGU111/12/13	48
CGU301/02/03	46
CH21E26/C	31
CH21E27/C	31
CH21E29/C	31
CH21F52/B	33
CH21F53/B	33
CH21F54/B	33
CH21H32/B	35
CH21H33/B	35
CH21H34/B	35
CH21H41/B	35
CH21H43/B	35
CH21H44/B	35
CH21UH32/B	35
CH21UH33/B	35
CH21UH34/B	35
CH21UH41/B	35
CH21UH43/B	35
CH21UH44/B	35
CHA21E26C	31
CHA21E27C	31
CHA21E29C	31
CHA21F52/53/54	33
CHS21H72/77	35
CR21E12/13/14	31
CS19J171U/72U/73U	42
CS19J189U	42
CS21G52/53	36
CS21G62/63/64	36
CS22M41/42/43/44	40
CS23A1	24
CS23A1/W	25
CS23A2	24
CS23A2C	29
CS23A2W	25
CS23A3	24
CS23A3	25
CS23A3C	29
CS23A3W	25
CS23A6/7	25
CS23A8	25
CS23A11/12/13	29
CS23A25/26	29
CS23A27	27,29
CS23B1/2/3	25
CS23B16	25
CS23B16C	29
CS23B17	25
CS23B17C	29
CS23B18	25
CS23B18	25
CS23B26/27	25
CS24M52/57	38
CS24M131/32/33	13
CS24M142/49	13
CS25B6/7	25
CS25B16/17	25
CS323A6/7	29
CS323A16/17/19	29
CS323B2/B3	25
CS323B26/27	25
CS325A6/A7	29
CS325B26/27	25
CS1001/02/09	59
CS1221/25	59
CS2306BZN/Z	20
CS2307BZ/Z	20
CS2316Z	21
CS2336Z/37Z/38Z	22
CS2356Z/65Z	22
CS2366F/FZ/Z	22
CS2367F/FZ/Z	22
CS2566F/FZ/Z	22
CS2567F/FZ/Z	22
CS3301D/02D/05D	56
CS3311D/12D/13D	56
CS3321D/22D	56
CU311/12/13	47
CU321/22/23/29	47
CU331/32/33	47
CU341/G1/G11	48
CU342/G2/G12	48
CU343/G3/G13	48
CU351/52/53	48
CU360/61/62/69	48
CU951/52/53	42
CU969/71	42
CU1001/02/09	59
CU1221/22/25	59
CU2215/Z/16/Z	13
CU2217/Z	13
CU2225/Z	16
CU2226/Z	16
CU2227/Z	16
CU2236/37	13
CU2526	19
CU3101/02/03	56
CU3111/12/13	56
CU3301C/D	56
CU3302C/D	56
CU3305C/D	56
CU3311C/D	56
CU3312C/D	56
CU3321C/D	56
CU3322C/D	56
CU7141/42/43	54
CU7211/A/AH	55
CU7212/A/AH	55
CU7213/A/AH	55
CU7215/A/AH	55
CU7221/A/AH	55
CU7222/A/AH	55
CU7223/A/AH	55
CU7231/A/AH	55
CU7232/A/AH	55
CU7233/A/AH	55
CU7241A/42A	55
CU7243A/45A	55
F23B6/7	23
F25B6/7	23
F2216/Z	16
F2217/Z	16
F2218/Z	16
F2226	15
F2326Z/ZS	21
F2327Z/28Z	21
FA2226	17
FA2326Z/27Z/28Z	21
FU2216/Z	16
FU2217/Z	16
FU2218/Z	16
H2216/Z/17/Z	13
HA2216Z/17Z	14
HF21F22/B	33
HF21F23B	33
HF21F32/B	33
HF21F33/B	33
HF21F34/B	33
HFA21F22/23	33
HFA21F32/33/34	33
HFR21F42/43/44	33
HL323A6/B	30
HL323A7/B	30
HL323A8/B	30
HL323A9/B	30
HU2216/Z	13
HU2217/Z	13
K23A6/7	24
K2216/17	13
K2216A/17A	15
K2226/27	13
K2256/57	20
K2366Z/67Z	20
KA2216/17	14
KA2226	13
KA2226/27	14
KA2256/57	20
KA2366Z/67Z	20
KS2356/57	20
KS2366Z/67Z	20
KU2216/17	13
L21E22/C	31
L21E23/C	31
L21E24/C	31
L21G12/13/14	36
L21G12B/13B/14B	36
L21G32B/37B	36
L21UG12/13/14	36
L21UG12B/13B/14B	36
L21UG32B/37B	36
L22M22/23/24	40
L22UM22/23/24	40
L23B6/7	23
L24K131/B	41
L24K132/B	41
L24K133/B	41
L24K152/B	41
L24K157/B	41
L24M22/27	38
L24M31/34/37	38
L24M151/52/53	43
L24M161/62/69	43
L24UK131/B	41
L24UK132/B	41
L24UK133/B	41
L24UK152/B	41
L24UK157/B	41
L24UM22/27	38
L24UM31/34/37	38
L24UM151/52/53	43
L24UM161/62/69	43
L33K11/25/39	51
L33L11/12/29	51
L33L31/32/33	51
L33L41/42	51
L33M11/12/13/25	51
L33M29/39	51
L33N41/42/43	51
L33N51/52/69	51
L33UK11/25/39	51
L33UL11/12/29	51
L33UL31/32/33	51
L33UL41/42	51
L33UM11/12/11/12/13	51
L33UM25/29/39	51
L71N41/42/43	53
L71N52/57	53
L71N61/62/63	54
L71N172/77	54
L71UN41/42/43	53
L71UN52/57	53
L71UN161/62/63	54
L71UN172/77	54
L301/02/03	48
L309	48
L311/12/13	47
L321/22/23	48
L341/42/43	47
L351/52/53	47
L359	47
L361/62	47
L382/89/91	47
L1101/02/09	59
L1311/15	59
L1511/12/13/15	59
L1611/12/25/29	59
L1711	59
L2215Z/16Z/17Z	13
L2326Z/27Z	21
L2711/12/13	48
L2721/39	48
L311/12	48
L3122/29	48
L3211/12/13	56
L3301C/D	56
L3302C/D	56
L3309C/D	56
L3311C/D	56
L3312C/D	56
L3313C/D	56
L3401C/D/02C/D	58
L3403C/D/11C/D	58
L3412C/D	53
L3421C/D/35C/D	58
L3441C/D/42C/D	58
L3445C/D/49C/D	58
L3451C/D52C/D	58
L3455C/D/69C/D	58
L7131/32/33	54
L7151/52	54
L7161/79	54
L7231/A/AH	55
L7232/A/AH	55
L7233/A/AH	55
L7235/A/AH	55
L7241/A/AH	55
L7245/A/AH	55
L7259/A/AH	55
L7261/A/AH	55
L7271/A/AH	55
L7279/A/AH	55
L7281/A/AH	55
LA21E22/C	31
LA21E23/C	31
LA21E24/C	31
LA2215Z/16Z/17Z	14
LA2326Z/27Z	21
LC23A36/37	27
LCA23A36/37	29
LCS23A36/37	29
LG121/22/23	48
LG301/2/3	46
LG312/13	46
LG321/2/3	46
LG331/32/33	46
LGU121/22/23	48
LGU301/2/3	48
LGU312/13	48
LGU321/2/3	46
LGU331/32/33	46
LH21F32/B	33
LH21F33/B	33
LH21F34/B	33
LH21H22/B	35
LH21H23/B	35
LH21H24/B	35
LH21H32/B	35
LH21H35/B	35
LH21UH22/B	35
LH21UH23/B	35
LH21UH24/B	35
LH21UH32/B	35
LH21UH35/B	35
LHA21F32/33/34	33
LHR21F32/33/34	33
LHS21H51/53/54	35
LHS21H62/69	35
LS21G42/43/44	36
LS22M42/43/44	40
LS23B6/N/7	25
LS24M52/53/54	38
LS24M152/59	43
LS24M161/69	43
LS3311D/12D/13D	56
LS1311/15	59
LS1511/12/15	59
LS1611/25/29	59
LS1711	59
LS7151/52	55
LS7161/79	55
LS7181/82/83	55

CONTINUED NEXT PAGE

MODEL INDEX
(CONTINUED)

MODEL	COLUMN NUMBER
LU301/02/09	48
LU311/12/13	47
LU321/22/23	48
LU341/42/43	48
LU351/52/53/59	47
LU361/62	47
LU382/89/91	47
LU1101/02/09	59
LU1311/15	59
LU1511/12/13/15	59
LU1611/12/25/29	59
LU1711	59
LU2215Z/16Z/17Z	13
LU2711/12/13	48
LU2721/39	48
LU3111/12	48
LU3122/29	48
LU3211/12/13	56
LU3301C/D	56
LU3302C/D	56
LU3309C/D	56
LU3311C/D	56
LU3312C/D	56
LU3313C/D	56
LU3401C/D/02C/D	58
LU3403C/D/11C/D	58
LU3412C/D	58
LU3435C/D/41C/D	58
LU3442C/D/45C/D	58
LU3449C/D/51C/D	58
LU3452C/D/55C/D	58
LU3469C/D	58
LU7131/32/33	55
LU7151/52	55
LU7161/79	55
LU7231/A/AH	55
LU7232/A/AH	55
LU7233/A/AH	55
LU7235/A/AH	55
LU7241/A/AH	55
LU7245/A/AH	55
LU7259/A/AH	55
LU7261/A/AH	55
LU7271/A/AH	55
LU7279/A/AH	55
LU7281/A/AH	55
P14D11/12/13/14	32
P17D21/22/23/24	32
P17D25/26	32
P17D46/47	32
P17E30	34
P17E31/B	34
P17E32/B	34
P17E33/B	34
P17E34/B	34
P17E35/B	34
P17E36/46	34
P17E59B	34
P17F1/C	37
P17F2/C	37
P17F3/C	37
P17F4/C	37
P17F5/G/HG	37
P17F6	37
P17UF1/2/3	37
P19J150B/51B/55B	42
P19UJ150/51/55	42
P93A11/13/16	38
P93A28/31/48	50
P93B11/13/16	50
P93B28/31/48	50
P93F10/11/16	42
P93F19	42
P93K11	50
P93UA11/13	50
P93UA16/28	50
P93UA31/48	50
P93UB11/13	50
P93UB16/28	50
P93UB31/48	50
P93UF10/19	50
P93UF11/16	42
P93UK11	50
P711	45
P901/02	45
P908M	50
P909	45
P911/15/18	45
P931/35	42
P6000/D	57
P6001/D	57
P6009/D	57
P7004B	52
P9002C/D	57
P9004C/D	57
P9005C/D	57
P9009C/D	57
P9010B/C/D	56
P9014B/C/D	56
P9015B/C/D	56
P9020B/C/D	56
P9029B/C/D	56
P9200B/C/D	56
P9204B/C/D	56
P9211B/C/D	56
P9219B/C/D	56
P9221B/C/D	56
P9229B/C/D	56
P9509	52
P9511/13	52
P9521/23	52
P9538/48	52
PA14D11/12/13/14	32
PA17D21/22/23/24	32
PA17D25/26	32
PA17D41/42/43	32
PA17D44/45	32
PA17F1/2/3	37
PL17F31B	37
PL1732B	37
PL1733B	37
PL17F41B	37
PL17F42B	37
PL17F43B	37
PL17UF31B/32B/33B	37
PL17UF41B/42B/43B	37
PL19J131/33/35	37
PL19J140/41/49	37
PL19UJ131/33/35	37
PL19UJ139/40	37
PL19UJ141/49	37
PS17F12/13	37
PS17F22/D/E	37
PS17F23/D/E	37
PS19J160/62/63	42
PS19J160U/62U/63U	42
PS19J171/79	42
PS93C16U	50
PS93D11U	50
PS93D13U	50
PS93D28U	50
PS93D38U	50
PS93G11U	42
PS93G19U	42
PS921/925	45
PS921U/925U	45
PS928/U	45
PS940/U	42
PS942/U	42
PS949/U	42
PS6000/D	57
PS6001/D	57
PS6009/D	57
PS9002/4/5/9	57
PS9010/14/15	56
PS9020/29	56
PS9200/04	56
PS9211/19	56
S3702	56
SAA9900/03/13	57
SAA9913	56
SH21H22/23/28	35
SH21H32/37	35
SH21H41/44	35
SM1811/12/25	59
SM3811/12	56
SM3831	56
SM3841C/D/42C/D/43C/D	56
SM3911C/D/21C/D/22C/D	56
SM3925C/D/31C/D/32C/D	56
SMU1811/12/25	59
SMU3811/12	56
SMU3831	56
SMU3841C/D/42C/D/43C/D	56
SMU3911C/D/21C/D/22C/D/25C/D/31C/D/32C/D	56
SR3501/02/03	
SR3511C/D/12C/D/13C/D	56
SRU3501/02/03	56
SRU3511C/D/12C/D/13C/D	56
ST19J151/U	42
ST19J152/U	42
ST19J153/U	42
ST19J169/U	42
ST24M61/62/63	39
ST24M72/77	39
ST301/02/03	49
ST311/12/13	46
STA24M120/21	43
STA24M122/23	43
STA24M132/39	43
STA24M141/49	43
STF24M151/52/53	43
STF24M162/69	43
STF24M171/79	43
STF33S11/12/13	51
STF33T11/12	48
STF33T29/31	48
STF33T41/49	48
STF33X11/12/13	51
STF33X25	51
STF321/22/23	46
STF339/41	46
STF351/52/53	49
STF361/71/89	46
STF391/A	48
STF392/A	48
STF393/A	48
STF3109/A	48
STF3111/A	48
STF7221/A/AH	55
STFU321/22/23	46
STFU339/41	46
STFU351/52/53	49
STFU361/371/389	46
STFU391/A	48
STFU392/A	48
STFU393/A	48
STFU3109/A	48
STFU3111/A	48
STFU7221/A/AH	55
STG24K131/32/33	44
STR24M81/82/83	39
STR24M92/97	39
STR33S11/12/13	51
STU301/02/03	49
STU311/12/13	46
SU3702	56
T18A1/2/3	22
T18A1C/2C/3C	22
T18A11/12/13	27
T21E1/C/2/C	31
T21E3/C	31
T21E21/C/E/F	31
T21E22/C/E/F	31
T21E23/C/E/F	31
T21F32/B	33
T21F33/B	33
T21G1/2	36
T21G1B/2B	36
T21G10C	36
T21G11/12/13	36
T21G11B/12B/13B	36
T21UG1/2	36
T21UG1B/2B	36
T21UG10C	36
T21UG11/12/13	36
T21UG11B/12B/13B	36
T22M1/2/3	40
T22M1A/2A/3A	40
T22M10/11	40
T22M11H	40
T22M12/13	40
T22UM1/2/3	40
T22UM10/11/12/13	40
T23A1/N	27
T23A1B	27
T23A1BM	27
T23A1BM-1	27
T23A1Z	27
T23A2/B	27
T23A3/B	27
T23A6/B	27
T23A7/B	27
T23B1/A	27
T23B2/6/N/7	23
T23B16/17/18	23
T23B26/27	23
T23E1/A	24
T23E2/A/3/A	24
T24K110/B	41
T24K111/B	41
T24K112/B	41
T24L113/B	41
T24M21/22/23	38
T24M110/11	43
T24M112/13	43
T24UK110/B	41
T24UK111/B	41
T24UK112/B	41
T24UK113/B	41
T24UM21/22/23	38
T24UM110/11	43
T24UM112/13	43
T25B26/27	23
T33K10/E	51
T33K11/12/13	51
T33UK10/11/12/13	51
T71N10/12/13	53
T71N120/22/23	54
T71UN10/12/13	53
T71UN120/22/23	54
T93F10	42
T93UF10	42
T101/B	26
T102/03/04	26
T105AL	26
T106AL	26
T107AL	26
T140/41/42/43	26
T144AL	26
T145AL	26
T170/171/B/N	26
T172/AL	26
T173AL	26
T223A1/2/3	24
T223R1/2/3	23
T320/21/22/23	48
T323A1/A	24
T323A/A2A/A2B	24
T323A2BZ/A	24
T323A3/A/B/L	24
T323A3LN LNA	24
T323A3LNB	24
T323B1/B	30
T323B2/B/BZ/BZB	30
T323B3	30
T323B3B	30
T323B3L/LN/LNB	30
T423A1/A2/BZ	25
T423A3/LN	25
T930	42
T1000	59
T1010	26
T1011AL	26
T1012AL	26
T1013AL	26
T1021/22/23	26
T1024AL/ALN	26
T1410/20	26
T1421/22/23	26
T1424AL	26
T1710/M	28
T1801/N	22
T1802/N	22
T1806/N	22
T1807/N	22
T1811/12	13
T1812B	20
T1822	13
T1831/32/42	20
T2211/A	13
T2211Z	21
T2212	13
T2212B	20
T2215/16	13
T2216A	15
T2217	13
T2217A	15
T2218/19	13
T2222/26	13
T2232/Z/36/Z	16
T2237/Z/39/Z	16
T2242	13
T2242BZ	20
T2301D/DA/DR	24
T2301DRA/DSA	24
T2301SZ/Z/ZN	22
T2302DR/DRA/DSA	24
T2302Z/ZN	22
T2303DR/DRA/DSA	24
T2306/07	24
T2306D/07D	24
T2306DA/07DA	24
T2311BZ/Z	21
T2312BZ/Z	21
T2316BZ/Z	21
T2317BZ/Z	21
T2318BZ/Z/AZ	21
T2326Z/ZN/SN	22
T2327Z/ZN/SN	22
T2336Z/37Z	22
T2501Z/02Z	22
T2506F/FZ	22
T2507F/FZ	22
T3000/01/04	56
T3011/12	56
T3021/22	56
T3100C/D	56
T3101C/D	56
T3104C/D	56
T3111C/D	56
T3112C/D	56
T3121C/D	56
T3122C/D	56
T3490C/D/01C/D/04C/D	58
T3411C/D/12C/D	58
T7120/21/22/23	54
T7220/A/AH	55
T7221/A/AH	55
T7222/A/AH	55
T7233/A/AH	55
T9408B/C/D	56
TA18A11/12/13	27
TA21E1/C/D	31
TA21E2/C/D	31
TA21E3/C/D	31
TA21E21/C/E	31
TA21E22/C/E	31
TA21E23/C/E	31
TA21F32/33	33
TA23A1/2	29
TA23A6/A7	29
TA1811/12	14
TA1812B	20
TA1822	14
TA1831/32/42	20
TA2211/12	14
TA2212B	20
TA2215/16	14
TA2216A	17
TA2217	14
TA2217A	17
TA2218	14
TA2222/26	14
TA2242	14
TA2242BZ	20
TA2311Z/ZN	21
TA2312Z/16Z/17Z	21
TA2318Z	21
TG24K120/22/23	44
TG24UK120/22/23	44
TG100/01/02/03	48
TG310/11	46
TG312/13	46
TGU100/01/02/03	48
TGU310/11	46
TGU312/13	46
TH21E51C	31
TH21E52C	31
TH21E53C	31
TH21H22/B	35
TH21H23/B	35
TH21UH22/B	35
TH21UH23/B	35
THA21E51C	31
THA21E52C	31
THA21E53C	31
TR21E21/22/23	31
TR21E21C/22C/23C	31
TS18A1/2/3	22
TS21G12/13	36
TS21G22/23	36
TS22M40/41/42/43	40
TS23A1/2/3	29
TS23A6/7	29
TS23B1/2	25
TS23B6/N/B7	25
TS23B16/17/18	25
TS23B26/27	25
TS24M52/53	38
TS24M120/22/23	43
TS25B26/27	25
TS101/B	26
TS102/03/04	26
TS105AL	26
TS106AL	26
TS107AL	26
TS140/41/42/43	26
TS144AL	26
TS145AL	26
TS170/71	28
TS172AL/ALN	28
TS173AL	28
TS323A1/2	29
TS323A2BZ	29
TS323A3	29
TS323A3LN	29
TS323B1/B2	25
TS323B2BZ	25
TS323B3/L/LN	25
TS1010	26
TS1011AL	26
TS1012AL	26
TS1013AL	26
TS1021/22/23	26
TS1024AL	26
TS1420/21	26
TS1422/23	26
TS1424AL	26
TS1801/02	22
TS1806/07	22
TS2301DR	24,25
TS2301DRW	25
TS2301Z/ZN	22
TS2302DR/DRW	25
TS2302Z/ZN	22
TS2303DR	24,25
TS2303DRW	25
TS2311BZ/Z	21
TS2312BZ/Z	21
TS2316Z/19Z	21
TS2326Z/27Z/ZN	22
TS2336Z/37Z	22
TS2501Z/02Z	22
TS2506F/FZ	22
TS2507F/FZ	22
TS3100D/01D/04D	56
TS3121D/22D	56
TU320/21/22/23	48
TU930	42
TU1000	59
TU1811/12/22	13
TU2212	13
TU2215/16/17	13
TU2218/19	13
TU2222/26	13
TU2232/Z	16
TU2236/Z	16
TU2237/Z	16
TU3000/01/04	56
TU3011/12	56
TU3021/22	56
TU3100C/D	56
TU3101C/D	56
TU3104C/D	56
TU3111C/D	56
TU3112C/D	56
TU3121C/D	56
TU3122C/D	56
TU3400C/D/01C/D	58
TU3404C/D/11C/D	58
TU3412C/D	58
TU7120/21/22/23	54
TU7220/A/AH	55
TU7221/A/AH	55
TU7222/A/AH	55
TU7223/A/AH	55
TU9408B/C/D	56
UP711	45
UP901/02	45
UP908M	50
UP909	45
UP911/15/18	45
UP931/35	42
UP6000/D	57
UP6001/D	57
UP6009/D	57
UP7004B	52
UP9002C/D	57

CONTINUED NEXT PAGE

MODEL INDEX
(CONTINUED)

ADMIRAL

MODEL	COLUMN NUMBER
UP9004C/D	57
UP9005C/D	57
UP9009C/D	57
UP9010B/C/D	56
UP9014B/C/D	56
UP9015B/C/D	56
UP9020B/C/D	56
UP9029B/C/D	56
UP9200B/C/D	56
UP9204B/C/D	56
UP9211B/C/D	56
UP9219B/C/D	56
UP9221B/C/D	56
UP9229B/C/D	56
UP9509	52
UP9511/13	52
UP9521/23	52
UP9538/48	52
4H15/A/B	4
4H15S/SN	2
4H16/A/B	4
4H16S/SN	2
4H17A/B	4
4H17S/SN	2
4H18C/CN	4
4H18S/SM	2
4H19C/CN	4
4H19S/SN	2
4H115S/116S/SN	2
4H117S/SN	2
4H126A/B	4
4H126C/CN	4
4H126S/SN	3
4H137A/B	4
4H137S/SN	3
4H145A/B	4
4H145C/CN	4
4H145S/SN	2
4H146A/B	4
4H146C/CN	4
4H146S/SN	3
4H147A/B	4
4H147S/SN	2
4H155A/B	4
4H155S/SN	2
4H156A/B/C	4
4H156S/SN	2

MODEL	COLUMN NUMBER
4H157A/B	4
4H157S/SN	2
4H165A/B	4
4H165C/CN	4
4H165S/SN	2
4H166A/B	4
4H166C/CN	4
4H166S/SN	2
4H167A/B	4
4H167C/CN	4
4H167S/SN	2
8C11/S/T	1
8C12/S/T	1
8C13/S/T	1
12X11/12	6
14R11/12/16	8
15K21	8
16M12	11
16R11/12	9
17DX10/Z	13
17DX11/Z	13
17DX12/Z	13
17DX16	9
17K11/12/16	9
17K21/22	9
17M15/16/17	9
17DX11/Z	13
17UDX12/Z	13
20X11/12/122	6
20X136	6
20X145/146/147	6
21K12	9
22X12	6
22X25/26/27	6
22X147	6
24A11/12/125	4
24A125AN	6
24A126/127	4
24C15/16/17	4
24R11/12	8
24X15/16/17/S	6
25A15/16/17	4
26R11/12	9
26R24/25	7
26R25A	9
26R26	7
26R26A	9

MODEL	COLUMN NUMBER
26R35	7
26R35A	9
26R36/A/37	7
26R37A	9
26X35/36	7
26X36AS/S	10
26X37	7
26X45/46/55	7
26X55A	10
26X56	7
26X56A	10
26X57	7
26X57A	10
26X65	7
26X65A	10
26X66	7
26X66A	10
26X67	7
26X67A	10
26S75	7
26X75A	10
26X76	7
26X76A	10
27DX15/16	9
27K12	9
27K15/A/B	9
27K16/A/B	9
27K17/A/B	9
27K25/A/B	9
27K26/A/B	9
27K27/A/B	9
27K35/A/B	9
27K36/A/B	9
27K46/A/B	9
27K85/86/87	9
27M12	11
27M25/26/27	9
27M35/36	9
29X15/16/17	7
29X25	7
29X25A	9
29X26	7
29X26A	9
29X27	7
30A4S/SN	1
30A12/S/SN/T	1
30A13/S/SN/T	1

MODEL	COLUMN NUMBER
30A14/S/SA/SN/T	1
30A15/S/SA/SN/T	1
30A16/S/T	1
30B15S/SN	2
30B16S/SN	2
30B17S/SN	2
30C15S/SB/SN	2
30C16S/SN	2
30C17S/SN	2
30F15/A	4
30F16/A	4
30F17/A	4
32X15/16/26	6
32X27/35/36/A	6
34R15/16/A	8
36R37/45/46	9
36X35/A	7
36X36/A	7
36X36AS/S	10
36X37/A	7
37F15/A/B	9
37F16/A/B	9
37F27/A/B	9
37F28/A/B	9
37F35/A/B	9
37F36/A/B	9
37F55/56/67	9
37K15/A/B	9
37K16/A/B	9
37K27/A/B	9
37K28/A/B	9
37K35/A/B	9
37K36/A/B	9
37K55/56/67	9
37M15/16	9
37M25/26/27	11
39X16/A/B	7
39X17/A/B	7
39X17C	9
39X25	7
39X25A	9
39X26	7
39X26A	9
39X35/36/37	9
47M15/A	11
47M16/17	11
47M26/27	11

MODEL	COLUMN NUMBER
47M35/36/37	11
52M15/16/17	11
57M10/11/12	11
57M16/17	11
121DX10/Z	13
121DX11/Z	13
121DX12/A/AZ/Z	13
121DX16/Z/LZ	13
121DX17/A/LZ	13
121K15	9
121K15A	11
121K16	9
121K16A	11
121K17	9
121K17A	11
121M10	11
121M11	9
121M11A	11
121M12	9
121M12A	11
121UDX12/Z	13
121UDX16L/LZ	13
121UDX17L/LZ	13
122DX12	16
122UDX12	16
221DX15/Z/LZ	13
221DX16/A/L/LZ	13
221DX17/A/L/LZ	13
221DX26/A/L/LZ	13
221DX38/A	13
221K16/A	9
221K26/28	9
221K35/36	9
221K45	9
221K45A	11
221K46	9
221K46A	11
221K47	9
221K47A	11
221M26/27	9
221UDX15L/LZ	13
221UDX16L/LZ	13
221UDX17L/LZ	13
221UDX26L/LZ	13
222DX15	13
222DX15A	11
222DX15B	16

MODEL	COLUMN NUMBER
222DX15S	11
222DX16/A	11
222DX16B	16
222DX17/A	11
222DX17B	16
222DX26/A	11
222DX27/A	11
222DX27B	16
222DX48/A	11
222DX49/A	11
222UDX15/16/17	16
228DX16/17/N	11
320R17/25/26	9
321DX15/A/L	13
321DX16/A/L	13
321DX16LB	20
321DX17/A/L	13
321DX17LB	20
321DX25B	13
321DX26/A/B	13
321DX27/A/B	13
321F15/16/18	9
321F27/35/36	9
321F46/47/49	9
321F65/66/67	9
321L15/16/18	9
321K27/35/36	9
321K46/47/49	9
321K65/66/67	9
321M25/A	11
321M26/A	11
321M27/A	11
321SDX16LB/17LB	20
321UDX15L/16L	13
322DX16	11
322DX16A	16
322UDX16	16
421M15/A	11
421M16/A	11
421M25/26	11
421M35/36/37	11
520M11/12	11
520M15/16/17	11
521M15/A	11
521M16/A	11
521M17/A	11

Next page for CHASSIS index

ADMIRAL

CHASSIS INDEX

CHASSIS	COLUMN NUMBER
2PA5	46,49
3C1	9
3D1	16
3F2	46
3G2	56
3S1	39
3V1	43
4C3	35
4G3	37
4G3D	37
4H1	1
4H3	37
4J1/K1	1
4L1	6
4R2	33
4S1	6
4S2A/B	33
4S3	51
5B2	6
5D2	9
6A3	30
6F4	50
6S3/B/C	46,49
7P2	50
7T1	38
7Z1	43
8C1/D1	1
8G1	31
8H1A	33
8P1	56
8W1	39
9M1	48
9P1	56
14UY3 Series	26
14YP3 Series	26
15A2/C/H	37
15B2/3/D/E	37
15C1/B	34
15D1B	37
15E1/B	42
15F1/U	42
15G1B	37
15H1/U	42
15UA2	37
15UD1B	37
15UE1	42
15UG1B	37
16A3B	50
16A4C/D	57
16A9/U	45
16AB1/C	31
16AD1/C	31
16AE1/C	31
16AF1	32
16AG1/C	31
16AH1	32
16AL1/C/AR1C	31
16AS1C/AU1c	31
16AW1C	31
16AX1	34
16B1/C	31
16B3B	50
16B9B	45
16C3U	50
16C9/U	45
16D1/C	31
16D3U	50
16D9	42
16E1/C	31
16E4C/D	57
16E9/U	42
16F1	32
16F3B	42
16F4U	57
16F9	42
16G1/C	31
16G3U	42
16G4U	57
16G9B	45
16H1	32
16H3B	50
16J1/C/K1/C	31
16K3B	52
16L1/C	31
16L3B/M3B	52
16M9B	45
16R1C/CB	31
16S1C/CB	31
16U1C	31
16UA3B	50
16UA4C/D	57
16UB3B	50
16UB9B	45
16UD9	42
16UE4C/D	57
16UF3B/F9	42
16UG9B	45
16UH3B	50
16UK3B	52
16UL3B	52
16UM3B	52
16UM9B	45
16W1C	31
16X1	34
17AB1/AC1	33
17AF1/AG1	27
17AK1/AL1	33
17B1/B	33
17C1/B	33
17D1	33
17F1	27
17G1/B/J1	33
17K1/B/L1/B	33
17SX3 Series	22
17XP3 Series	22
17X3Z	22
17Z3D/DB/DBN	27
17Z3DCB/DCD/DF	27
17Z3DFB/DM/DT/DTB	27
18A6C/CB/T/TB	36
18B6C/CB	36
18B6T/TB/TC	36
18B7/B	41
18C6C/T	36
18D6T/C	36
18SX4 Series	22
18UA6C/CB/T/TB	36
18UB6C/CB	36
18UB6T/TB/TC	36
18UB7/B	41
18X4EZ/GZ	22
18XP4 Series	22
18Y4 Series	24
18Z4 Series	24
19AZ4D/DF/DT/ES	29
19A2/A/Z/AZ	13
19A3B/C/D	56
19B1 Series	13
19B2 Series	13
19B3B/C/D	56
19B8B	46
19C1	13
19C3B/C/D	56
19C8B	49
19D2 Series	13
19D8B	48
19E1/E2/A	13
19E8B	48
19F1 Series	13
19F2 Series	13
19F8B	48
19G1/A/G2/A	13
19G3B/C/D	56
19G8B	48
19H1/H2/A	13
19H3B/C/D	56
19J1/A	13
19J8B	48
19K1/2 Series	13
19K3U	56
19L1	13
19L2/Z/M2	14
19M3U	56
19N1	13
19N2Z	14
19P1	13
19R3U	56
19SY4 Series	24
19SZ4D/DF/DT	29
19SZ4ES/FS/PS	29
19S1	13
19S2	14
19T1/C	14
19T2/A	13
19T3U	56
19UA3B/C/D	56
19UB3B/C/D	56
19UB8B	46
19UC3B/C/D	56
19UC8B	49
19UD8B	48
19UE8B	48
19UF8B	48
19UG3B/C/D	56
19UG8B	48
19UH3B/C/D	56
19UJ8B	48
19W1 Series	14
19Y1A	14
19Y4 Series	24
19Z4RS/PRS	25
20AX5 Series	20
20AZ4EF	23
20A1	4
20A2/Z	15
20A7/B	43
20A8	47
20B1	4
20B6/C/CB	35
20B6T/TB	35
20B7	43
20B8	47
20C6C	35
20C7	43
20D2	15
20D8	46
20E6C	35
20G6	38
20H6/J6	39
20K7/B	44
20L2	17
20L7	44
20L8/M	48
20M6	38
20M8	48
20R6/A	40
20S6	40
20SX5 Series	20
20SY4 Series	25
20SZ4EF/FF/PS	25
20T1	8
20T6	40
20UA7/B	43
20UA8/M	47
20UB6C/CB/T/TB	35
20UB8	47
20UD8/M	46
20UG6	38
20UK7/B	44
20UL8/M	48
20UM9	48
20UR6	40
20US6	40
20V1	8
20X1	6
20X5 Series	20
20XP5/A	20
20Y1	6
20Y4 Series	23
20Z1	6
20Z4 Series	30
21A1	5
21A3 Series	21
21A4	56
21A5-11C/D/-12C/D	56
21A5-51D/-71C/D	56
21A5-91D	56
21B1	9
21B3Z	21
21B4	56
21B5-11C/D/-13C/D	56
21B5-51D/-54D	56
21C1	9
21C3Z	21
21C4	56
21C5-14C/14D	56
21C5-15C/D	56
21D1	10
21D3Z	21
21D5-31/C/D	58
21D5-32/C/D	58
21D5-33/C/D	58
21D5-41/C/D	58
21E1	9
21E3 Series	21
21E5-34C/D	58
21F1	9
21F4	56
21G1	9
21G3Z	21
21G4	57
21H1	9
21H3Z	21
21J1/K1	9
21K1	9
21K3U	51
21L1	9
21L3U	51
21M1	9
21M3U	51
21N1	9
21N3U	51
21P1/Q1	9
21S3U	51
21T3U	48
21UA4	56
21UA5-21C/D	56
21UA5-22C/D	56
21UA5-81C/D	56
21UB4	56
21UB5-21C/D	56
21UB5-23C/D	56
21UC4	56
21UC-24C/24D	56
21UC5-15C/D	56
21UC5-25C/D	56
21UD5-41C/D	58
21UD5-42C/D	58
21UD5-43C/D	58
21UE5-44C/D	58
21UF4	56
21UG4	56
21UK3	51
21UL3	51
21UM3	51
21W1	11
21X1/2	11
21X3U	51
21Y1/Z1/A	11
22A2/A	11
22A3 Series	11
22B3 Series	16
22C2/E2	11
22F2/Z	16
22G2/Z	16
22M1	11
22M2/N2/P2/R2	16
22Y1	11
23A1	11
23HF1/B	30
24A2/B2/C2	59
24D2/E2/F2	59
24D1/E1/F1	7
24G1/H1	7
24UA2/UB2	59
24UC2/UE2	59
25A6/B6	53
25D6/A	54
25E6/F6	54
25G6/AM	55
25H6/J6/K6	55
25UA6/B6	53
25UG6/AM	55
25UH6/UJ6/UK6	55
25UD6/E6	54
25UG6/AM	55
25UH6/UJ6/UK6	55
30A1	1
30B1/C	2
30D1	3

ADMIRAL

PART NAME	1	2	3	4	5	6	7	8	9	10
Flyback	79B7 Fly-1	79B7[5] Fly-1	79C17-1 Fly-4	79C19-2/-C23 Fly-1	79C17-2/-3 Fly-4	79C28-1/23-2 Fly-1	79C30-1 Fly-10	79C32-1/36-1 Fly-10	79C30-2/-4 Fly-6	79C30-3 Fly-10
Yoke	94B2-1/2 Y-3	94B2-1/2 Y-3	94B2-1/2 Y-3	94B2-1/2 Y-3	94B2 Y-3	94A3044 Y-3	A3178/97[12] Y-6	A3222 Y-6	A3222[16] Y-6	A3222[16] Y-6
Vertical Output	79B6 24S86	79B6 24S86	79B6 24S86	79B20[9] 24S86	79B20[9] 24S86	79B24-1 26S51	79B29 26S52	79B29-2 26S52	79B29-1[89] 26S52[17]	79B34-1 26S52
Vert. Blocking Oscillator	NOT USED	NOT USED	NOT USED	79A18-1 26A03	79A18-1 26A03	79A18-1 26A03	79A18-2 26A03	79A18-3/-4 26A03	79A18-2/4 26A03	79A18-2/4 26A03
Width Coil	94A4 WC-11	94A4 WC-11	94A12 WC-15	94A16	94A19/-1	94A4-1 WC-11	94A29[15] WC-23	94A29-2 WC-15	94A29-1[18] WC-22	94A29-1[18] WC-22
Linearity	94A3 WC-14	94A3 WC-14	94A11 WC-16	94A3 WC-14	94A26	94A3 WC-14	94A28 WC-28	94A28 WC-28	94A28/39-1 WC-28	94A28/39-1 WC-28
Power	80B11[1] 26R84	80B11/15[6] 26R84	80B11/15[6] 26R84	80B17 26R82	80B17 26R82	80B19/21 26R20	80B24-1 26R24	80C26-2 26R71	80C26-1 26R71	80C26-1 26R71
Filament	NOT USED	NOT USED	NOT USED	NOT USED	NOT USED	NOT USED	NOT USED	NOT USED	NOT USED	80B32
Focus Coil	69B35-1	69B35-1	69B35-1	69B35-1	69B35-1	69B114-2 69B35-2 FC-1	69C117-1	69C117-3	69C117-3	69C117-3
Audio Output	79A8[3] 24S50	79A8[7] 24S50	79A8[7] 24S50	79A16[10] 24S61	79A16[10] 24S61	79A27[68] 24S51	79B31-1/-3/-4 26S49[13]	79B31-1[13] 26S49	79C33-1/-2 24S51	79C33-1/-2 24S51
Choke	74A12[4] 26C94	74A13[8] 26C41	74A13[8] 26C41	74A12[11] 26C94	74A12[11] 26C94	74A12 26C94	74B18/-2/-3[14] 26C41	NOT USED	NOT USED	74B18-4 26C41
Horizontal Oscillator	72B43 HS-2	72B43 HS-2	72B43 HS-2	SEE RINGING COIL	SEE RINGING COIL	69B110 HS-3	SEE RINGING COIL	69B110 HS-3	SEE RINGING COIL	SEE RINGING COIL
Horizontal Ringing Coil	NOT USED	NOT USED	NOT USED	94A17 HS-5	94A17 HS-5	NOT USED	94A17 HS-5	NOT USED	94A17 HS-5	94A17 HS-5
Antenna Input (Balun)	NOT USED	NOT USED	NOT USED	NOT USED	NOT USED	NOT USED	NOT USED	NOT USED	NOT USED	NOT USED
Video IF	69A32 17-1003	69A32 17-1003	69A32 17-1003	98A45-69 19-1021	98A45-69 19-1021	98A45-77 19-1021	98A45-69 19-1021	98A45-77 19-1021	98A45-77 19-1021	98A45-77 19-1021
Video IF	72A81 17-1020[2]	72B40-1/81 17-1020[2]	72B40-1/81 17-1020[2]	72A84 17-1066	72A84 17-1066	72A83-3 17-1062	72C96-2 20-1021	72C96-11 17-1062	72C96-6 17-1062	76C96-6 17-1062
Video IF	72A82 17-1001[2]	72B41-1/82 17-1001	72B41-1/82 17-1001	72A83-2 17-1062	72A83-2 17-1062	72A83-3 17-1062	72C96-3 17-1064	72C96-10 17-1063	72C96-7 17-1063	72C96-7 17-1063
Video IF	72B42 17-1002[2]	72B42 17-1002[2]	72B42 17-1002[2]	72A83/-1 17-1063	72A83/-1 17-1063	NOT USED	72C96-4 17-1063	72C96-9 17-1062	72C96-8 17-1064	72C96-8 17-1064
Ratio Det. or Quadrature	72B45 17-1043	72B45 17-1043	72B45 17-1043	72B87-1 17-1043	72B87-1 17-1043	72B68 17-1033	72B87-1 17-1043	72B68 17-1033[2]	72B68 17-1033	72B68 17-1033
Trap	NOT USED	NOT USED	NOT USED	73A4-1 20-1004	73A4-1 20-1004	72A101 19-1023	73A4-1[20] 20-1004	72B99-3 17-3401	72B99-3 17-3401	72B99-3 17-3401
Trap	NOT USED	NOT USED	NOT USED	NOT USED	NOT USED	NOT USED	72C96-2 20-1021	72A102	72A102	72A102
1st Sound IF	72B58/44 17-1011	72B44 17-1011	72B44 17-1011	72A88-1 17-1004	72A88-1 17-1004	72A60-1 17-3401	72C96-2 20-1021	72B99-2 17-3401	72B99-1 17-3401	72B99-1 17-3401
2nd Sound IF	72B58 17-1011	NOT USED	NOT USED	72B86-1 17-1011		NOT USED	72B86-2 17-1011	NOT USED	NOT USED	NOT USED
AM IF and FM IF	NOT USED	72B73[66] 16-6758	72B73[66] 16-6758	72B92[67] 16-6758	72B92[67] 16-6758	72B97[69] 16-6758	72B97[69] 16-6758	72B28-7 16-6758	NOT USED	72B97/-1[69] 16-6758
AM IF and FM IF	NOT USED	72B74[66] 16-6758	72B74[66] 16-6758	72B94[67] 16-6758	72B94[67] 16-6758	72B94[69] 16-6758	72B94[69] 16-6758	72B28-17 16-6758	NOT USED	72B94[69] 16-6758
Peaking	AA-139-1 19-4180	AA-139-1 19-4180	AA-139-1 19-4180	73A5-1 19-3250	73A5-1 19-3250	73A5-6	73A5-4 19-1920	73A5-6	73B5-7 19-3500	73B5-7 19-3500
Peaking	AA-139-2 19-3250	AA-139-2 19-3250	AA-139-2 19-3250	73A5-2 19-4160	73A5-2 19-4160	73A5-7 19-3500	73A5-5 19-1922	73A5-7 19-3500	73A5-14 19-3250[29]	73A5-14 19-3250[29]
Peaking	AA-139-3 19-4122	AA-139-3 19-4122	AA-139-3 19-4122	73A5-4 19-1920	73A5-4 19-1920	73A5-8	73A5-5 19-1922	73A5-8	73A5-15 19-3180[28]	73A5-15 19-3180[28]
Peaking	AA-139-4 19-3093	AA-139-4 19-3093	AA-139-4 19-3093	73A5-5 19-1922	73A5-5 19-1922	73A5-9	NOT USED	73A5-9	73A5-13 19-3300[50]	73A5-13 19-3300[50]
RF Choke	98A45-13/14 17-1020	98A45-13/14 17-1020	98A45-13/14 17-1020	73A6-1 19-1003		98A45-72	73A6-1 19-1003	73A2-5 19-3001		
Filament Choke	73A2 19-3001	73A2 19-3001	73A2 19-3001	98A45-13 17-1020		98A45-14/15 17-1020		98A45-13 17-1020	73A2-5 19-3001	73A2-5 19-3001

Service notes may be found at the end of the ADMIRAL section.

PART NAME	11	12	13	14	15	16	17	18	19	20
Flyback	79C30-4[21] Fly-6	79D44-1 Fly-78[74]	79D41-1 Fly-21[60]	79D41-1 Fly-21[60]	79D41-2 Fly-21[60]	79D41-2 Fly-21[60]	79D41-2 Fly-21[60]	79D48-1 Fly-78	79D52-1	79C60-1 Fly-75
Yoke	94C30-3[22] Y-6	94C54-1 Y-14[32]	94C51-1 Y-10	94C51-1 Y-10	94C51-1 Y-10	94C51-1 Y-10	94C51-1 Y-10	94D74-1/-2 Y-14	94D54-4	94C51-3 Y-10[32]
Vertical Output	79B39-1[24] 26S51	79B43-1 26S13	79D40-2 26S54	79B40-2/-3 26S54	79B43-4 26S54	79B40-2/-3 26S54	79B40-2/-3 26S54	79B43-2 26S53[25]	79B43-33	79B43-4 26S54
Vert. Blocking Oscillator	79A18-4 26A03	79A18-4 26A03	79A18-4 26A03	79A18-4/-5 26A03	79A18-5 26A03	79A18-4/-5 26A03	79A18-4/-5 26A03	79A18-5 26A03	79A18-4/-5 26A03	79B63-1 79A18-4 26A03
Width Coil	94A39-1 WC-28	94A56-1 WC-24	94A49-1/-2 WC-24	94A49-2 WC-24	94A49-2 WC-24	94A49-2 WC-24	94A49-2 WC-24	94A49-3 WC-29	94A49-3 WC-29	NOT USED
Linearity	94A28 WC-28	94A55-1 WC-22	94A50-1 WC-18[26]	94A50-1 WC-18[26]	94A50-1 WC-18[26]	94A50-1 WC-18[26]	94A50-1 WC-18[26]	94A50-2 WC-22[26]	94A50-2 WC-22[26]	NOT USED
Power	80C26-1 26R71	80C36-1	80C35-1/-2 26R71	80C35-2 26R71	80C35-1 26R71	80C35-3 26R92[30]	80C35-2 26R71	80C39-1[33]	80C35-4 26R91	80C35-1/2 26R71
Filament	80B32	NOT USED	NOT USED	NOT USED	NOT USED	NOT USED	NOT USED	NOT USED	NOT USED	NOT USED
Focus Coil	69C117-3/-9	69D117-10	NOT USED	NOT USED	NOT USED	69D117-11/12	69D117-11/12	NOT USED	NOT USED	NOT USED
Audio Output	79C33-1/2/3/4 24S51	79C33-5 24S61	79A8 24S50	79C33-6 24S51[2]	79A8 24S50	79C33-6/-7 24S51[2, 31]	79A8 24S50	79B49-2 24S51	79A8 24S50	78B98-1[34, 90] 24S51
Choke	NOT USED	74B18-6[75] 26C43	74B18-7 26C41	74B18-7 26C41	74B18-7 26C41	74B18-2 26C41	74B18-2 26C41	74A12 26C43[2]	74B18-2 26C41	78B98-1[90, 35] 26C43
Horizontal Oscillator	SEE RINGING COIL	SEE RINGING COIL	69B110 HS-3	69B110 HS-3	SEE RINGING COIL	SEE RINGING COIL	SEE RINGING COIL	SEE RINGING COIL	69B110 HS-3	SEE RINGING COIL
Horizontal Ringing Coil	94A17 HS-5	94B48-1 HS-5[2]	NOT USED	NOT USED	94B17 HS-5	94B17/-1 HS-5	94B17 HS-5	94B17 HS-5	NOT USED	94C17-3 HS-5
Antenna Input (Balun)	NOT USED	NOT USED	NOT USED	NOT USED	NOT USED	NOT USED	NOT USED	NOT USED	NOT USED	94D64-84
Video IF	98A45-77 19-1021	98A45-77 19-1021	94D46-85 17-1004	72C96-29 17-1062	94D46-85 17-1004	72B109-1 17-1001	72C96-29 17-1062	72C96-29 17-1062	94D46-85 17-1004	72C96-21 17-1062
Video IF	72C96-14 17-1062	72C96-14 17-1062	72C96-21 17-1062	72C111-1 17-1063	72D111-2 17-1064	72C96-29 17-1062	72C111-1 17-1063	72D111-2 17-1064	79C96-21/-25 17-1062	72D111-2[52] 17-1064
Video IF	72C96-14 17-1062	72C96-16 17-1066	72C96-22 17-1063	72D111-6 17-4523	72D96-22 17-1063	72D111-1 17-1063	72D111-6 17-4523	72B113-1	79C96-22 17-1063	72C96-22[53] 17-1063
Video IF	72C96-14 17-1062	72B105-1	72C99-25 17-1062	72D111-7 17-4522	72B107-1	72B110-1/13-1 17-1067[2]	72D111-7 17-4522	72C96-30 19-1021	72B107-1 17-1068	72B107-1 17-1068
Ratio Det. or Quadrature	72B68/-2 17-1033	72B68/-2 17-1033	72B68-1/2 17-1033	72B68-2 17-1033	72B68-2 17-1033	72B68-2 17-1033	72B68-2 17-1033	72B68-2 17-1033	72B68-1/-2 17-1033	72B68-2/4 17-1033
Trap	72C96-17 19-1020	72C96-24 19-1020	72B99-6[20] 17-3402	72B99-3 17-3401	72B99-6 17-3402	72B99-3 17-3401	72B99-3 17-3401	72B99-10 20-1004	72B99-6[20] 17-3402	72B132-1[55] 20-1005
Trap	72B99-3 17-3401	72B99-3 17-3401	72C96-23 20-1006	72D111-8 20-1049	72C96-23 20-1006	72C96-30 17-1021	72C96-30 17-1021		72C96-23 20-1006	72B99-6 20-1004
1st Sound IF	72B99-4 17-3400	72B99-4 17-3400	72B99-7 17-3402	72B99-4 17-3400	72B99-7 17-3402	72B99-4 17-3400	72B99-4 17-3400	72B99-10 20-1004	72B99-7 17-3402	72B132-1[54] 20-1005
2nd Sound IF	NOT USED	72B99-4 17-3400	NOT USED	NOT USED	NOT USED	72B99-4 17-3400	72B99-4 17-3400	72B99-10 20-1004	NOT USED	NOT USED
AM IF and FM IF	72B28-7 16-6758	NOT USED	72B28-7 16-6758	72B28-7 16-6758	NOT USED	72B28-7 16-6758	72B28-7 16-6758	NOT USED	72B28-7 16-6758	72B28-7 16-6758
AM IF and FM IF	72B28-7 16-6758	NOT USED	72B28-7 16-6758	72B28-7 16-6758	NOT USED	72B28-7 16-6758	72B28-7 16-6758	NOT USED	72B28-7 16-6758	72B28-7 16-6758
Peaking	73A5-7 19-3500	73A5-7 19-3500	73A5-7 19-3500	73A5-15 17-3180[28]	73A5-15 17-3180[28]	73A5-15 17-3180[28]	73A5-15 17-3180[28]		73A5-17 19-3660	73A5-7 19-3500
Peaking	73A5-14 19-3250[29]	73A5-14 19-3250[29]	73A5-9 19-4400	73A5-7 19-3500	73A5-7 19-3500	73A5-7 19-3500	73A5-7 19-3500		73A5-9 19-4400	73A5-9 19-4400
Peaking	73A5-15 19-3180[28]	73A5-15 19-3180[28]	73A5-13 19-3300[50]	73A5-14 19-3250[29]	73A5-13 19-3300[50]	73A5-14 19-3250[29]	73A5-14 19-3250[29]		73A15-13 19-3300[50]	73A15-13 19-3300[50]
Peaking	73A5-13 19-3300[50]	73A11-1 19-3660[51]	73A5-15 19-3180[28]	73A11-1 19-3660[51]	73A5-9 19-4400	73A11-1 19-3660[51]	73A11-1 19-3660[51]		73A5-15 19-3180[28]	73A5-15 19-3180[28]
RF Choke	94C37-89	94C37-89	94D46-86	94D46-86	94D46-86	73A5-2 19-1001	73A5-2 19-1001	73A5-2 19-1001	73A5-2 19-1001	73A5-2 19-1001
Filament Choke	73A2-5 19-3001	73A2-5 19-3001	73A2-5 19-3001	73A2-5 19-3001	73A2-5 19-3001	98A45-14 17-1020	98A45-14 17-1020	98A45-14 17-1020	98A45-14 17-1020	73A2-5 19-3001

Service notes may be found at the end of the ADMIRAL section.

PART NAME	21	22	23	24	25	26	27	28	29	30
Flyback	79C60-2[36] Fly 76	79C60/3/4/5/6 Fly 77	79D65-2[56] Fly 136	79D65-1 Fly 136	79D65-2/-4 Fly 136	79B70-1 79C70-1 Fly 122	79D74-1[73] Fly 170	79D74-2[73] Fly 170	79D65-1 79B65-1 Fly 136	79D65-1/-2 79B65-1 Fly 136
Yoke	94C74-3[38] Y 16[32]	94D74-5[40] Y 16[32]	94D87-9/10 Y 76	94D85-8/10[59] Y76	94D87-8/10[59] Y 76	94D117-1	94D87-15/-18 Y 76	94D87-16 Y 76	94D87-13 Y 76	94B87-13 94D87-12/13 Y 76
Vertical Output	79B43-5/-7 26S73[2]	79B43-4 26S54	79B43-4[57] 26S54	79B43-4 26S54	79B43-4 26S54	79B71-1 26S21	79B43-4 26S54	79B43-10 26S54	79B43-4 26S54	79B43-4 26S54
Vert. Blocking Oscillator	79A18-4 26A03	79B18-7[42] 26A03[41]	NOT USED	NOT USED	NOT USED	NOT USED	NOT USED	NOT USED	NOT USED	NOT USED
Width Coil	94A49-2/-4 WC 29	NOT USED	94A56-2 WC 24[26]	94A56-2 WC 24[26]	NOT USED	NOT USED	NOT USED	NOT USED	NOT USED	NOT USED
Linearity	94A50-2 WC 22[26]	NOT USED	94A98-1 WC 22	94A98-1 WC 22	NOT USED	NOT USED	NOT USED	NOT USED	NOT USED	NOT USED
Power	80C35-6 26R91	80C35-1/-2 26R71	80C35-8 26R91	80C35-1/2 26R71	80C35-11	NOT USED	NOT USED	NOT USED	80C35-8 26R91	80C35-7[72] 26R71
Filament	NOT USED	NOT USED	NOT USED	NOT USED	NOT USED	NOT USED	NOT USED	NOT USED	NOT USED	NOT USED
Focus Coil	NOT USED	NOT USED	NOT USED	NOT USED	NOT USED	NOT USED	NOT USED	NOT USED	NOT USED	NOT USED
Audio Output	79C33-9/10 24S50[2]	79A8[43] 24S50	see note 46	see note 46	see note 46	79D33-13 24S53	79D33-11[63] 22S46[2]	79D33-14 24S53	79B66-1/-2[70] 22S46	79C56-4 22S62
Choke	79B18-7[90] 26C41	79B101-1[39] 26C80	74B18-13/14 26C41	74B18-13/14 26C41	74B18-14 26C41	74B18-19 26C41	74B18-15 26C76	74B18-19 26C41	74B18-13 26C41	74B18-13 26C41
Horizontal Oscillator	SEE RINGING COIL	SEE RINING COIL	SEE RINGING COIL	SEE RINGING COIL	SEE RINGING COIL	SEE RINGING COIL	SEE RINGING COIL	SEE RINGING COIL	SEE RINGING COIL	SEE RINGING COIL
Horizontal Ringing Coil	94C17-3 HS 5	94C17-4 HS 10	94C17-4 HS 10	94C17-4 HS 10	94C17-4 HS 10	94C17-7 HS 10	94C17-4 HS 10	94C17-7 HS 5	94C17-4 HS 10	94C17-4 HS 10
Antenna Input (Balun)	NOT USED	NOT USED						94C118-85	94D64-84	
Video IF	72B109-1 17-1001	94D77-91 17-1004	72C132-6	72C132-6	72B153-1	72C132-26	72D111-28 17-1062	72C132-26	72B153-1	72C132-6
Video IF	72C96-29[76] 17-1063	72D111-28[77] 17-1062	72C132-4[78]	72C132-4	72D111-36 17-4523	72C132-25	72D111-28 17-1062	72C132-25	72D111-36 17-4523	72C132-4
Video IF	72D111-1[76] 17-1062	72D111-31[77] 17-4523	72C132-2[78] 17-1063	72C132-2 17-1063	72D111-38 17-4522	NOT USED	72D111-39 17-4522	72C176-2	72D111-38 17-4522	72C132-2 17-1063
Video IF	72B142[76] 17-1011	72B142-2[77] 17-1011	72B152-2[78] 17-1063	72B152-2 17-1063	72B143-2 17-5004	NOT USED	72D111-35 17-4522	NOT USED	72B143-2 17-5004	72C152-2
Ratio Det. or Quadrature	72B68-2 17-1033	72C68-4	72C68-2[79] 17-1033	72C68-2[79] 17-1033	72C68-2[79] 17-1033	72C132-18	72C68-4	72C132-18	72B68-2 17-1033	72C68-2 17-1033
Trap	72B99-6/-13 20-1004	72A132	72C132-1 17-3402	72C132-1 17-3402	72C132-1 17-3402	NOT USED	72D111-33 17-4538	NOT USED	72D111-37 20-1044	72C132-3 20-1006
Trap	72C96-30 20-1006	72D111-29 20-1006	72C132-5	72C132-5	72D111-37 20-1044		72D111-29 20-1006		72C132-1 17-3402	72C132-5
1st Sound IF	72B99-7 17-3402	72B99-14 20-1005	72C132-1 17-3402	72C132-1 17-3402	72C132-1 17-3402	72C132-20	72B99-14 20-1005	72C132-20	72B99-14 20-1005	72C132-1 17-3402
2nd Sound IF	72C28-7 16-6758	NOT USED	72B99-14 20-1005	NOT USED	NOT USED	72C132-19	NOT USED	72C132-19	NOT USED	NOT USED
AM IF and FM IF	NOT USED	NOT USED	72C28-7 16-6758	72C28-7 16-6758	72C28-7 16-6758	NOT USED	NOT USED	NOT USED	NOT USED	NOT USED
AM IF and FM IF	NOT USED	NOT USED	72C28-7 16-6758	72C28-7 16-6758	72C28-7 16-6758	NOT USED	NOT USED	NOT USED	NOT USED	NOT USED
Peaking	73A5-7 19-3500	73A5-7 19-3500	73A24-2 19-3036	73A24-2 19-3036	see note 61	see note 61	73B5-23 19-3180[28]	73B11-1 19-3660[51]	73B5-15 19-3180[28]	73B5-26/23 19-3180[28]
Peaking	73A5-14 19-3250[29]	73A5-22 19-4412	73B5-26 19-3180[28]	73B5-26 19-3180[28]	73B5-7 19-3500	73B5-8 19-4250	73B5-20 19-3500	73B5-8 19-4250	73B5-7 19-3500	73B5-20 19-3500
Peaking	73A11-1 19-3660[51]	73B5-21 19-3300[50]	73B5-25 19-3500	73B5-25 19-3500	73B5-15 19-3180[28]	73A6-9 19-1002	73B5-22 19-3300[50]	73B11-1 19-3660[51]	73B5-14 19-3250[29]	73B5-14 19-3250[29]
Peaking	73A5-15 19-3180[28]	73A5-15 19-3180[28]	73B5-14 19-3250[29]	73B5-14 19-3250[29]	73B5-14 19-3250[29]	73B11-1 19-3660[5]	75B5-21 19-4400[51]	NOT USED	73A11-1 19-3660[51]	73A11-1 19-3660[51]
RF Choke	94D46-86		94D92-69	94D92-69	NOT USED	NOT USED		73A2-5 19-3001[64]	73A24-1 19-1004	73B24-4 19-3036
Filament Choke	94D48-86	73A2-5 19-3001		19-1001	73A2-5 19-3001	19-1001	73A2-5 19-3001	19-1007	73A2-5 19-3001	73A2-5 19-3001

Service notes may be found at the end of the ADMIRAL section.

PART NAME	31	32	33	34	35	36	37	38	39	40
Flyback	79D77-2/-3/-4 Fly 137[102]	79D77-1/-2 Fly 137[102]	79D77-3 Fly 137[102]	79D77-4 Fly 137[102]	79D77-5 Fly 137[102]	79D77-4 Fly 137[102]	79D83-1/-2[97] Fly 173	79D77-22-7 79E77-7 Fly 175	79D77-7/-2 79E77-7 Fly 175	79B77-6 79D77-6 Fly 172
Yoke	94D147-3 94D150-3 Y 52	94D147-1 94D150-1 Y 52	94D147-3 94D150-3 Y 52	94D150-1 94D147-1 Y 52	94D150-4 Y 63	94D150-4 Y 63	94D189-2[105] Y 64	94D172-1 Y 63	94D172-1 Y 63	94D169-2/-1 94D87-20 Y 76
Vertical Output	79B43-14 26S07	79B43-12/-3 26S08	79B43-14 26S07	79B43-13 26S08	79B43-17 26S07	79B43-16/-18 26S08	79B43-19[98] 26S07	79B43-18[99] 26S08	79B43-18[99] 26S08	79B43-22 26S73
Vert. Blocking Oscillator	NOT USED	NOT USED	NOT USED	NOT USED	NOT USED	NOT USED	NOT USED	NOT USED	NOT USED	NOT USED
Width Coil	NOT USED	NOT USED	NOT USED	NOT USED	NOT USED	NOT USED	NOT USED	NOT USED	NOT USED	NOT USED
Linearity	NOT USED	NOT USED	NOT USED	NOT USED	NOT USED	NOT USED	NOT USED	NOT USED	NOT USED	NOT USED
Power	80B58-1	NOT USED	80C35-12[81] 26R88[30]	NOT USED	80D65-5[103] 26R121	80D65-2[104] 26R123	80C68-1	80D65-3	80D65-13/-15	80D65-18[96] 26R53
Filament	NOT USED	NOT USED	NOT USED	NOT USED	NOT USED	NOT USED	NOT USED	NOT USED	NOT USED	NOT USED
Focus Coil	NOT USED	NOT USED	NOT USED	NOT USED	NOT USED	NOT USED	NOT USED	NOT USED	NOT USED	NOT USED
Audio Output	79B78-1[80] 24S88	79D33-15 24S53	79B78-4[82] 26S59	79D33-15 24S53	79B81-2[85] 22S58	79B81-4/-3 24S51	79D33-15/-28 79B33-15 24S53	79B81-8 24S51	79B82-3/-4	79B81-6 24S52
Choke	74B18-23 26C93	74B18-24 26C78	74B18-25 26C93	74B18-24 26C78	74B18-29 26C78	74B18-28[87] 26C78	74C18-33 74B18-24/-33 26C78	74B18-27[58] 26C79	74B18-29[94] 26C93	74B18-31/-34 26C44
Horizontal Oscillator	SEE RINGING COIL	SEE RINGING COIL	SEE RINGING COIL	SEE RINGING COIL	94D17-7 HS 5	94D17-7 HS 5	94D17-7[92] HS 5	94C17-7 HS 5	94C17-7 HS 5	94C17-7 HS 5
Horizontal Ringing Coil	94C17-4 HS 10	94C17-7 HS 5	94C17-4 HS 10	94C17-7 HS 5	NOT USED	NOT USED	NOT USED	NOT USED	NOT USED	NOT USED
Antenna Input (Balun)										
Video IF	72C132-31 17-3404	72C132-31 17-3404	72C132-31 17-3404	72C132-40	72C132-31 17-3404	72C132-31 17-3404	72C132-42 17-3408	72C132-43 17-3410	72C132-43 17-3410	72C132-31 17-3404
Video IF	72C132-23 17-3405	72C132-23 17-3405	72C132-38 17-3405	72C132-2 17-1063	72C132-38 17 3405	72C132 38 17-3405	72B207-1	72C132-39 17-3406	72C132-39 17-3406	72C132-39 17-3406
Video IF	72C132-38 17-3405	72C132-38 17-3405	72C132-38 17-3405	72 B206-1	72C132-39 17-3406	72C132-38 17-3405	72B207-2	72C132-39 17-3406	72C132-39 17-3406	72C132-39 17-3406
Video IF	72B191-1/-2	72B191-1/-2	72B191-1/-2	NOT USED	72B191-3 17-3407	72B191-3 17-3407	NOT USED	72B191-3 17-3407	72B191-3 17-3407	72B191-3 17-3407
Ratio Det. or Quadrature	72C132-18/-37	72C132-18/-37	72C132-18/-37[83]	72C132-37 20-1051	72C132-37 20-1051	72C132-37 20-1051	72B132-37 20-1051	72B132-37 20-1051	72B132-37 20-1051	72B132137 20-1051
Trap	72C185-2	72C185-2	72C185-2		73B37-4	73B37-4	73B37-3 19-1001	73B37-4/-5	73B37-4/-5	73B37-4/-5
Trap	NOT USED	73B37-1	73B37-1		73B37-4	73B37-4		72C132-44	72C132-44	NOT USED
1st Sound IF	72C185-2 17-1072	72C185-2 17-1072	72C185-2 17-1072	72C185-2 17-1072	73B185-2 17-1072	73B185-2 17-1072	73B185-2 17-1072	73B185-2 17-1072	73B185-2 17-1072	73B185-2 17-1072
2nd Sound IF	72B186-1	72B186-1	72B186-1	72B186-1	72B186-1	72B186-1	72B208-1 17-1073	72B208-1 17-1073	72B208-1 17-1073	72B208-1 17-1073
AM IF and FM IF	NOT USED	NOT USED	72D28-70 16-6758	NOT USED			NOT USED	NOT USED	72D28-70/-71 16-6758	NOT USED
AM IF and FM IF	NOT USED	NOT USED	72D28-71 16-6758	NOT USED			NOT USED	NOT USED	72D28-68[95] 16-3487	NOT USED
Peaking	73B31-3 19-1011	73B31-3 19-1011	73B31-3 19-1011	73B15-35	73B5-20 19-3500	73B5-20 19-3500	73B5-39	73C5-23	73C5-23	73C5-40 19-4201[51]
Peaking	73B5-23 19-3180	73B5-23 19-3180	73B5-23 19-3180	73B15-23	73C5-23	73B5-32 17-3180	73B5-32	73B5-34	73B5-36	73C5-41 19-4400
Peaking	73B5-36	73B5-36	73B5-36	73D24-9	73B5-36	73B5-36	73B5-36 19-3500	73B5-20 19-3500	73B5-20 19-3500	73B5-20 19-3500
Peaking	73B5-20 19-3500	73B5-34	73B5-20 19-3500	73B5-20 19-3500	73B31-4 19-1010	73B31-4 19-1010	73B31-4 19-1010			
RF Choke	73B31-1	73B31-1	73B24-7 19-1008	73D24-4	73B31-3 19-1011	73B31-3 19-1011	73B31-3 19-1011	73B31-3 19-1011	73B31-3 19-1011	73B31-3 19-1011
Filament Choke	73B37-2/-3 19-1001	73B37-2 19-1001	73B37-2 19-1001	73B37-2 19-1001	73B37-2 19-1001	73B37-2 19-1001	73B37-2 19-1001	73B37-2 19-1001	73B37-2 19-1001	73B37-2 19-1001

Service notes may be found at the end of the ADMIRAL section.

PART NAME	41	42	43	44	45	46	47	48	49	50
Flyback	79E77-8 79D77-8 Fly 176	79D83-4/-6/-7 Fly 174	79B77-9[106] 79E77-9 Fly 176	79B77-11[108] 79E77-11 Fly 242	79D83-8[116] 79B83-8 Fly 174	79E77-15/-16 Fly 243	79E77-15/-16 Fly 243	79E77-15/-16 Fly 243	79E77-15/-16 Fly 243	79D83-10 Fly 260
Yoke	94D187-2 Y 63	94D189-1/-3 750C305-6/-11 Y 52	94D187-2C Y 63	94D192-1 Y 68	94D189-4E 750C305-7 Y 64	94D205-1-C Y 68	94D205-1/-C 750C305-14 Y 68	94D205-4/-3 750C305-15/-13 Y 68	750C305-14/-10 Y 68	94D189-9F/-4F 750C305-7 Y 64
Vertical Output	79C43-20 79B43-20 26S08	79C43-20 26S08	79B43-20 26S08	79B43-23 79C43-23 26S24	79C43-20 26S08	79D43-23 26S24	79D43-23[112] 26S24	79D43-24 26S29	79D43-23[112] 26S24	79C43-20 79D43-20 26S08
Vert. Blocking Oscillator	NOT USED	NOT USED	NOT USED	NOT USED	NOT USED	NOT USED	NOT USED	NOT USED	NOT USED	NOT USED
Width Coil	NOT USED	NOT USED	NOT USED	NOT USED	NOT USED	NOT USED	NOT USED	NOT USED	NOT USED	NOT USED
Linearity	NOT USED	NOT USED	NOT USED	NOT USED	NOT USED	NOT USED	NOT USED	NOT USED	NOT USED	NOT USED
Power	80D65-22[100] 26R51	80D73-1/-3[101] 26R51	80D65-1[48] 80D65-1 26R131	80D78-1 26R112	80D74-6-F 80C74-1	80D72-2 80D78-1/-2 26R112	80D65-26[113] 26R53	80D78-3/-2 26R112	80D78-2 26R112	80C74-9 80D74-10
Filament	NOT USED	NOT USED	NOT USED	NOT USED	80B52-4 21F21[2]	NOT USED	NOT USED	NOT USED		
Focus Coil	NOT USED	NOT USED	NOT USED	NOT USED	NOT USED	NOT USED	NOT USED	NOT USED	NOT USED	NOT USED
Audio Output	79B81-9 24S51	79D33-29 24S48	79B81-9[107] 24S51	79B81-9[109] 24S51	79D33-28/-41 24S53	79B81-12[111] 22S34	79B81-11 22S46	79B81-14[115] 22S46	79B81-16 24S51	79D33-56[114] 24S05
Choke	74C18-35 74B18-35 26C76	74C18-36 26C79	74C18-36 26C79	74B18-39 74C18-39 26C44	74C18-33 26C78	74C18-42 74B18-42 26C79	74C18-42 26C79	74C18-42 26C79	74C18-42 26C79	74C18-33 26C78
Horizontal Oscillator	94C17-7 HS 5	94D17-14 HS 16	94D17-7 HS 5	94D17-7 HS 5	94D17-14 HS 16					94C17-14 HS 16
Horizontal Ringing Coil	NOT USED	94D17-7 HS 5	NOT USED	NOT USED	94D17-7 94C17-7 HS 5	94D17-7 94C17-7 HS 5	94D17-7 94C17-7 HS 5	94D17-7 94C17-7 HS 5	94D17-7 94C17-7 HS 5	94D17-15
Antenna Input (Balun)										
Video IF	72C132-31 17-3404	72C132-41 17-3409	72C132-43 17-3410	72C132-31 17-3404	72C132-41 17-3409	72C132-43 17-3410	72C132-43 17-3410	72C132-43 17-3410	72C132-31 17-3404	72C132-41 17-3409
Video IF	72C132-39 17-3406	72C132-42 17-3408	72C132-42 17-3406	72C132-39 17-3406	72C132-42 17-3408	72C132-39 17-3406	72C132-39 17-3406	72C132-39 17-3406	72C132-39 17-3406	72C132-42 17-3408
Video IF	72C132-39 17-3406	72B207-2	72C132-39 17-3406	72C132-39 17-3406	72B207-2	72C132-39 17-3406	72C132-39 17-3406	72C132-39 17-3406	72C132-39 17-3406	72B207-3
Video IF	72B191-3 17-3407	NOT USED	72B191-3 17-3407	72B191-3 17-3407		72B191-3 17-3407	72B191-3 17-3407	72B191-7	72B191-3 17-3407	
Ratio Det. or Quadrature	72B132-37 20-1051	72B132-37 20-1051	72C132-37 20-1051	72C132-37 20-1051	72C132-37 20-1051	72C132-52 20-1051	72C132-52 20-1051	72C132-52 20-1051	72C132-52 20-1051	72C132-52 20-1051
Trap	73B37-4/-5	72C132-44	73B37-4/-5	73B37-4/-5		73B37-4/-5	73B37-4/-5	73B37-4/-5	73B37-4/-5	
Trap	NOT USED	NOT USED	72C132-44			73C132-55	73C132-55	73C132-55	73C132-55	73C132-55
1st Sound IF	73B185-2 17-1072	73B185-2 17-1072	72C185-2 17-1072	72C185-2 17-1072	72C185-2 17-1072	72C185-2 17-1072	72C185-2 17-1072	72C185-2 17-1072	72C185-2 17-1072	72C185-2 17-1072
2nd Sound IF	72B208-1 17-1073	72B208-1 17-1073	72C208-1 17-1073	72C208-1 17-1073	72C208-1 17-1073	72C208-2 17-1073	72C208-2 17-1073	72C208-2 17-1073	72C208-2 17-1073	72C208-1 17-1073
AM IF and FM IF	NOT USED	NOT USED	72D224-4 16-6780	NOT USED	NOT USED	72D227-1 16-6758		72D227-4 16-6780	72D227-1 16-6758	
AM IF and FM IF	NOT USED	NOT USED	72D224-5 16-6780	NOT USED	NOT USED	72D225-2 16-3487		72D224-5 16-6780	72D225-2 16-3487	
Peaking	73C5-40 19-4201[51]	73C5-40 19-4201[51]	73B31-4 19-1010	73B31-4 19-1010	73B31-1	73B31-4 19-1010	73B31-4 19-1010	73B31-4 19-1010	73B31-4 19-1010	73B31-4 19-1010
Peaking	73C5-41 19-4400	73C5-34 19-4950	73B31-3 19-1011	73B31-3 19-1011	73B31-3 19-1011	73B31-3 19-1011	73B31-3 19-1011	73B31-3 19-1011	73B31-3 19-1011	73B31-3 19-1011
Peaking	73B5-20 19-3500	73B5-20 19-3500						73C5-45 19-3375		
Peaking								73C5-40 19-4201[51]		
RF Choke	73B31-3 19-1011	73B31-3 19-1011								
Filament Choke	73B37-2 19-1001	73B37-2 19-1001	73B37-2 19-1001	73B37-2 19-1001	73B37-2 19-1001	73B37-2 19-1001	73B37-2 19-1001	73B37-2 19-1001	73B37-2 19-1001	73B37-2 19-1001

Service notes may be found at the end of the ADMIRAL section.

PART NAME	51	52	53	54	55	56	57	58	59	
Flyback	79E77-15 Fly 243	79D83-16 Fly 262	79D90-2	79D97-501 962636-501	79D102-501 906141-501 Fly 273	79D83-14/-15 Fly 261	79D83-16/-17 Fly 262	79E77-18/-17 Fly 263	79D107-1 Fly 273	
Yoke	94D205-13 750C305-14 Y 68	94D216-3B 750C305-18 Y 69	94D180-2 Y 107	94A193-502/505 962636-501 Y 107	94A193-507 903562-507 Y 107	750C305-19/-20 94D238-1 Y 52[124]	750C305-21/-22 Y 69[60]	750C305-23 Y 64	94A193-507 903562-507 Y 107	
Vertical Output	79D43-24 26S29	79D100-2 26S80	79B89-2	79D96 1 961415-1 26S86)	79C96-2 26S86 0	79D100-3 26S08	79D100-4/-5 26S80	79D100-6[127] 26S08	79D106-1 79C106-1 26S86)	
Vert. Blocking Oscillator	NOT USED	NOT USED	NOT USED	NOT USED	NOT USED	NOT USED	NOT USED	NOT USED	NOT USED	
Width Coil	NOT USED	NOT USED	NOT USED	NOT USED	NOT USED	NOT USED	NOT USED	NOT USED	NOT USED	
Linearity	NOT USED	NOT USED	94A176-1 WC 35	94A176-1 WC 35	94B236-1	NOT USED	NOT USED	NOT USED	94A176-1 WC 35	
Power	80D78-2[117] 26R112	NOT USED	80B72-1	80D79-1 26R150	80D85-1[121] 26R150	80D84-1/D74-10 79C104-4B	80C74-10 80D74-10/-T	80D84-1	80D85-3 26R150	
Filament	NOT USED	NOT USED	NOT USED	NOT USED	NOT USED	NOT USED	NOT USED	NOT USED	NOT USED	
Focus Coil	NOT USED	NOT USED	NOT USED	NOT USED	NOT USED	NOT USED	NOT US ED	NOT USED	NOT USED	
Audio Output	79D81-11[118]	79D81-19[119] 24S48	79B87-8 26S48	79B87-8 79B89-8 26S48	79C103-3[122] 24S61	79D33-67[125] 24S51	79D33-68/-69 22S25	79D33-78/-66 24S98	79D33-65 26S49	
Choke	74C18-42 26C79	74C18-45 26C78	74B24-2 26C81	74B24-2 1104665-2 26C81	74B25-3 26C81	74C18-47[126] 26C79	74C18-49 26C79	74C18-47/52 26C79	74B25-5 26C81	
Horizontal Oscillator	NOT USED	NOT USED	94B177-3 HS 7	94C194-2	94D235-2					
Horizontal Ringing Coil	94C17-7 HS 5	94C17-14 94D17-14 HS 16	94B177-6	94C194-1 HS 8[26]	NOT USED	94D17-16 HS 5	94C17-16 94D17-16 HS 5	94C17-16 94D17-16 HS 5		
Antenna Input (Balun)										
Video IF	72C132-43 17-3410	72C132-41 17-3409	72B221-1	72C228-3/-4/-5	72C234-2	72C132-57 17-3408	72C132-56	72C132-43 17-3410	72C251-2	
Video IF	72C132-39 17-3406	72C132-57 17-3408	72B221-2	72C234-3/-1	72C132-63	72C132-63	72C132-57 17-3408	72C132-57 17-3408	72C251-3	
Video IF	72C132-39 17-3406		72B221-3	72C234-5	72C234-7	72D222-4 17-3408	72B207-5	72C132-57 17-3408	72C251-3	
Video IF	72B191-7	72B207-3	72B220-1 17-3417	72B240-1 17-3417	72C220-2	72B207-6	72C261-1	72B191-8	72C220-2	
Ratio Det. or Quadrature	72C132-52 20-1051	72C132-52 20-1051	72B219-2 20-1050	72B219-2 20-1050	72B219-2 20-1050	72C132-61 20-1051	72C132-61 20-1051	72C132-61 20-1051	72B219-2 20-1050	
Trap	73B37-55	72C132-58	72B216-4	72B216-4	72C234-6	72C250-1	NOT USED	72C132-55	72C251-1	
Trap	73B132-55		72B215-2/-3	72C228-6	72B216-4	72C132-55	72C132-62		72B216-4	
1st Sound IF	72C185-2 17-1072	72C185-2 17-1072	72B219-1 17-1075	72B219-3 20-1052	72B219-3 20-1052	72C185-2 17-1072	72C185-2 17-1072	72C185-2 17-1072	72B219-3 20-1052	
2nd Sound IF	72C208-2 17-1073	72C208-1 17-1073	72B218-2 17-1076	72B218-3	72B218-4	72B208-3 17-1073	72B208-3 17-1073	72B208-4	72B218-4	
AM IF and FM IF	72D227-4 16-6780	NOT USED	CHROMA COILS See Note 120	CHROMA COILS See Note 120	CHROMA COILS See Note 123	72D227-8 16-6780			CHROMA COILS See Note 123	
AM IF and FM IF	72D227-5 16-6780	NOT USED				72D227-11 16-6780				
Peaking	73C5-36 19-4950	73C5-44			73B46-13 19-3036	73B31-3 19-1011		73C5-53 19-3300	73C55-2 19-4060	
Peaking	73C5-20 19-3500	73C5-46			73B56-1 19-4073	73C5-42 19-3500	73C5-42 19-3500	73C5-44	73C57-19 19-3125	
Peaking	73C5-40 19-4201[51]	73C5-40 19-4201[51]			73B55-2 19-4060	73C5-47 19-3500		73C5-50 19-3180	19-3330	
Peaking	73C5-45 19-3375				73B57-19 19-3125	73C5-40 19-4201[51]	73C5-40 19-4201[51]		73B43-11 19-3600	
RF Choke	73B37-2 19-1001	73B31-4 19-1010			73B44-8 19-1005	73B31-8 19-1002	73B31-4 19-1010	73B31-4 19-1010	73B45-251 19-1005	
Filament Choke										

Service notes may be found at the end of the ADMIRAL section.

1 Alternate 8087 replaced by 26R25U[2] also uses 80B12 replaced by 26R63.
2 Mounting difference.
3 Alternate 79B9 replaced by 26S49.
4 Alternate 74A10 replaced by 26C41.
5 Alternate 79C19/-1, 79C23-2 replaced by Fly 1.
6 Alternate 80B16 replaced by 26R36.
7 Alternate 79A16 replaced by 24S61.
8 Alternate 74A12 replaced by 26C94.
9 Alternate 79B24/-1 replaced by 26S51.
10 Alternate 79A9 replaced by 26S49.
11 Alternate 74A17 replaced by 26C41.
12 Alternate A3222 replaced by Y 6.
13 Alternate 79B31-2 replaced by 24S51, 79A31-1/-4 replaced by 26S49[2].
14 Alternate 74B18-1 replaced by 26C43.
15 Alternate 94A29-1 replaced by WC 22.
16 Has many alternates replaced by Y 6 for all except 94C30-1 use Y 4.
17 Some 20 & 21" rectangular tubes use 79B40-1 - replace with 26S54.
18 Alternate 94A39-1 replaced by WC 28.
19 2nd sound IF - 72B86-1/2 replaced by 17-1011[2].
20 Cathode trap - 72C96-2 replaced with 20-1021, adjustable sound trap-72A100 replaced with 20-1006.
21 Alternate 79C38-1, 79D38-1 use Fly 6.
22 Alternate 94C30-1 replaced by Y 4.
23 Use turns ratio 15:1.
24 Alternate 79B40-1 replaced by 26S75[23].
25 Connect as autoformer.
26 Use originial slug or remount.
27 72C96-23 also used - replace with 20-1006.
28 Parallel with 4.7K resistor.
29 Parallel with 18K resistor.
30 Parallel and phase 6.3 volt windings.
31 Alternates, 79B49-2 replaced by 24S51[2], 79A8 use 24S50.
32 May require replacement of original yoke network.
33 Alternate 80C35-5 replaced by 26R92.
34 Alternate 79B76-2 and 78B77-1 replaced by 26S50.
35 74B18-7 used in some models replaced by 26C41.
36 Chassis 21G3Z, 21H3Z use 79C60-7 replaced by Fly 75[37].
37 Original terminals 5 - 4 - 1 - 7 - 8
new terminals - 4 - 3 - 2 - 1
38 94C74-4 used in chassis 21G3Z and 21H3Z replaced by Y 16[32] also use original plug, 94D87-4/-5 used in chassis 21E3Z and 21E3BZ- no replacement.
39 74B18-10 used in chassis 17XP3/Z replaced by 26C41.
75B18-15 used in 17X3B2 replaced by 26C44[2], 74B18-17 used in 18XP4 series, 18X4 series, 185X4 series - no replacement.
40 94D87-1/-3, 94C74-5/-7 all replaced by Y 16[32],
94D87-2, 97C74-6 replaced by Y 76.
41 Use original channel frame.
42 Alternate 79B63-3 replaced by 26A03[41].
43 79B101-1 used with Em speakers replaced with 24S51, chassis 17XP3/Z, 17SX3 uses 79C33-11 43placed by 22S46.
44 74B18-10 used in chassis 17XP3/Z replaced by 26C41.
45 Use 2 turn filament winding.
Original terminals 5 - 6 - 7 - 8
new terminals 5 - 4 - 2 - 1
46 Use 26S58 with 10" PM speakers, 24S51 with 4" PM speakers, 22S46 with 4" X 6" and 22S45 with 6" X 9", 22S86 with 6" PM speakers.
47 Use 2 turn filament winding.
Original terminals 5 - 6 - 8
new terminals 4 - 3 - 1
48 80D65-20 used in a few chassis - no replacement.
49 Trim terminal board to match original - use original mounting brackets.
Original terminals - 4 - 2 - 1
new terminals - 3 - 6 - 1
50 Parallel with 33K resistor.
51 Parallel with 10K resistor.
52 Alternate 72D111-6 use 17-4523.
53 Alternate 72D111-7 replaced by 17-4522.
54 Alternate 72B99-7 replaced by 19-3402.
55 Alternate 72B99-6 replaced by 20-1004, 72D111-10 replaced by 17-4538.
56 79D65-1 replaced by Fly 136. 79D65-3, 79C65-3 used in chassis 20Y4D replaced by Fly 136.
57 Alternate 79D43-4 replaced 26S54, 79B43-8 used in chassis 20Y4D replaced by 26S53.
58 74B18-28 replaced by 26C78 used in chassis 20UG6.
59 94D87-12/-13 used in chassis 20SZ4EF/PS and 18Z4ESA replaced by Y 76.
60 Use terminal connections given on the instruction sheet.
61 The following peaking coils are used in a few models: 73A24-1 replaced by 19-1004, 73B5-20, 73B5-20 replaced by 19-3500, 73B5-23 replaced by 19-3180[28], 73B11-1 replaced by 19-3660[15].
62 The following peaking coils are used in a few models: 73B11-1 replaced by 19-3660[51], 73B5-21 replaced by 19-4400[51], 73B5-22, 73B25-9 replaced by 19-3300[50], 73B5-32, 73B5-8 replaced by 17-3180[29].
63 Alternate 79B66-8/-4 replaced by 22S46[2], 79D33-16 replaced by 24S48.
64 Also uses 73A6-9 replaced by 19-1002.
65 Parallel with 22K resistor.
66 Also uses 72B75/76 (FM-IF) replaced by 16-3487
67 Also uses 72B93/76 (FM-IF) replaced by 16-3487.
68 The following audio outputs are used in the radio chassis: 79A22 replaced by 26S49, 79B31-2 replaced by 24S51, 79B31-3 replaced by 26S49.
69 Also uses 72B98/76 (FM-IF) replaced by 16-3487.
70 79B66-3 used with speaker 78D118-1 - no replacement.
71 79B66-2 replaced by 22S46, 79C56-4 replaced by 22S62.
72 80B48-3 used in radio chassis replaced by 24R02U.
73 79C60-10/-11 used in some runs replaced by Fly 170.
74 Connect same as original except connect original #5 to new #8.
75 74B18-5 replaced by 20C68.
76 The following parts are used in some chassis: 72B142-1 replaced by 17-1012, 72D111-19 replaced by 17-4523, 72D111-18 replaced by 17-4522, 72B143-1 replaced by 17-5001, 72B143 replaced by 17-5001.
77 The following parts are used in some chassis: 72C132-2 replaced by 17-1063, 72D111-32 replaced by 17-4522, 72B143-2 replaced by 17-5004, 72D111-34 replaced by 17-4523, 72B143-3 replaced by 17-5004, 72D111-35 replaced by 17-4522.
78 The following parts are used in some chassis: 72D111-36 replaced by 17-4523, 72D111-38 replaced by 17-4522, 72B143-2 replaced by 17-5004.
79 72C68-4 used in some models - no replacement.
80 79C56-6 used in chassis 16AU1C, 16AW1C, 16U1C, 16W1C prior to run #26 replaced by 24S17; 79C56-9 used in chassis 16AU1C, 16AW1C, 16U1C, 16W1C after run #26 - no replacement.
81 80C35-12 replaced by 26R88[30] used in chassis 17C1/B, 17G1/B, 17AC1/AG1 only, 80C35-13 and 80C62-1, 80B59-1, 80B58-1, used in some models - no replacement. 80C62-2 replaced by 26R116.
82 79C56-6 used in amplifier chassis 4R2 replaced by 24S61.
79C56-8 used in amplifier chassis 4S2A replaced by 22S62.
83 72D28-69 used in AM-FM tuner 8H1A replaced by 17-3498.
84 79D83-11 used in chassis 16F3B/UF3B, 16G3U replaced by Fly 174. (Connect 100 MMF @ 6KV across 6 & 8 of Fly 174)
85 79C82-1/-2 used in chassis 20E6C, 4C3 - no replacement.
86 79B81-3 used in chassis 18UA6C/T/CB/TB, 18A6C/T/CB/TB - no replacement.
87 74B18-27 used in VHH models replaced by 26C79.
88 Reverse mounting brackets and mount on side.
89 79B39-1 replaced by 26S51.
90 78B98-1 speaker assembly uses audio output transformer 24S51 and filter choke 26C43.
91 79D74-1 used in some models of chassis 1723DB replaced by Fly 170.
92 94D17-14 used in chassis 15D1B, 15UD1B, 15G1B, 15UG1B replaced by HS 16.
93 80D65-1, 80D65-1 used in some models - no replacement.
94 74B18-30 used in chassis 20J6 - no replacement.
95 Ratio Detector 72D28-73 replaced by 17-3494.
96 80D65-19 and 80C71-1 used in 20US6, 20UR6 and 20T6 - no replacement.
97 79D83-5 used in chassis 15G1B, 15UG1B - no replacement.
98 79B43-20 or 79C43-20 used in chassis 15G1B, 15GU1B, 15D1B, 15UD1B replaced by 26S08.
99 79B43-19, 79C48-19 used in some models replaced by 26S07.
100 80D65-23 used in chassis 18UB7/B - no replacement.
101 80D73-2 and 80B74-1 used in 15UE1 or SON-R AMP - no replacement.
102 If AGC does not function properly reverse connections to terminals 1 & 2.
103 80D65-4/-6 & 80B58-2 used in some models - no replacement.
104 80D65-1 used in some models replaced by 26R131.
105 94D150-6/-7 used in some models replaced by Y 63.
106 79B77-13, 79E77-13 used in chassis 20A7/B7/C7 (Run #12 - no replacement)
107 79B81-10 used in chassis 20B7 - no replacement, 79D33-32 & 79D33-33 used in chassis 20C7 with stereo replaced by 24S13.
108 79E77-14 used in 20K7/B, 20L7, 204K7/B (Run #11) - no replacement.
109 79D33-31 & 79D33-38 used in chassis 20L7 replaced by 24S61.
110 Use orginal plug and connect the same as in original circuit.
111 79D33-43 used in Stereo Amp. 2PA5 & 3F2 replaced by 26S48.
112 79B43-23 alternate replaced by 26S24, 79D43-24, 79B43-24 used in Run #12 or higher replaced by 26S29.
113 80D78-1/-2 used in some chassis replaced by 26R112.
114 79D33-54/55/62 used in a few models - no replacement.
115 79D99-1 & 79D33-49 used in chassis 19F8B, 19UF8B - no replacement.
79B81-11 used in chassis 19E8B, 19G8B, 19J8B, 19UE8B, 19UG8B and 19UJ8B replaced by 22S46.
116 79D83-5 used in a few chassis replaced by Fly 260.
117 80D69-1 used in Amp. chassis 4S3 replaced by 26R13U[2].
118 79C81-11, 79B81-11 used in some models replaced by 22S46, 79D33-23, 79C33-23 used in Amp. chassis 4S3 - no replacement, 79D99-1 used in 21S3U/X3U - no replacement.
119 79D81-20 used in 16UK3B/UL3B - no replacement.
120 Chroma Coils:
94B175-1/-2/-3 - no replacement
72B210-1 replaced by 17-6012
72B211-2 - no replacement
72B212-1 - replaced by 17-6018
72B213-1/-2 replaced by 17-6012 (Do not use CT)
72B214-1 replaced by 17-6011
121 80D83-503, 79B104-2, 80D69-8 used in a few models - no replacement.
122 79C103-2, 79D33-59 used in chassis 25K6/UK6, 3PA8/A - no replacement.
123 94C175-1/-2/-3, 72B210-2, 72B211-3, 72B212-2, 72B213-3, 72B214-2- no replacement.
124 Connect same as original circuit.
125 Alternates - 79D33-66 replaced by 24S98
79D33-64 replaced by 24S50
79D33-45 replaced by 22S34
126 74C18-50 used in some models replaced by 26C77.
127 79D43-24 used in chassis 21D5 & 21UD5 replaced by 26S29.

PARTS LIST

USE THIS PAGE if PART NUMBER is available.

AIRLINE

MFR'S. PART	REPLACEMENT
2E91	
2E92	19-3001
3A11	19-3500
3AA12	19-4160
9A1963	16-6770
9A1970	17-3487
9A1974	FC 2
9A1976	WC 11
9A1977	19-4180
9A1978	19-4122
9A1979	19-3036
9A1980	17-1004
9A1981	WC 14
9A1982	17-1004
9A1983	17-1013
9A1984	HS 2
9A1985	20-1021
9A1986	17-1012
9A1987	Y 3
9A2029[25]	16-6770
9A2030	16-3487
9A2032	
9A2033	19-3001
9A2034	16-3487
9A2048	Y 3
9A2049	17-1047
9A2053	FC 2
9A2055	17-1005
9A2057	HS 3
9A2059	20-1021
9A2060	16-3487
9A2061	16-3487
9A2062/63	16-6758
9A2064	17-3487
9A2065	14-1073
9A2071	17-1002
9A2072	
9A2073	20-1021
9A2074	20-1004
9A2075	WC 11
9A2076	17-1020
9A2080	Y 7
9A2081	
9A2082	
9A2086	19-1920[11]
9A2087	19-1921
9A2088	19-1922
9A2089	19-1921
9A2090	19-1923
9A2096	HS 5
9A2099	16-6770
9A2106	Y 3
9A2107	
9A2111	WC 14
9A2112	16-6758
9A2147	
9A2149	Y 5[2]
9A2161	17-3487
9A2165	17-1006
9A2166	17-1005
9A2167	17-1002
9A2168	17-1031[3]
9A2169	20-1021
9A2170	17-3495
9A2171	17-3497
9A2172	WC 16
9A2183	WC 15
9A2193	Y 7
9A2194	Y 7
9A2195	Y 7
9A2201	17-1031
9A2220	
9A2221	Y 4
9A2225	17-1004
9A2226	17-1002
9A2230	17-1063
9A2261	Y 7[2]
9A2262	WC 18
9A2269	17-1033
9A2273	HS 5
9A2274	Y 7[74]
9A2295	17-3497
9A2316	17-5001
9A2317	17-5003
9A2318	17-5004
9A2319	17-5004
9A2320	17-4522
9A2321	20-1045
9A2323	17-3495
9A2333	

MFR'S. PART	REPLACEMENT
9A2334-1	Y 4[2]
9A2336	20-1004
9A2363	17-4536
9A2364	17-4535
9A2365	17-4534
9A2366	20-1004
9A2367	20-1005
9A2368	17-3495
9A2369	20-1045
9A2370	17-4514
9A2371	HS 7
9A2371-1	Y 16
9A2372/F	HS 8
9A2373-1	Y 76
9A2375	19-3036
9A2380	19-1001
9A2381	WC 22
9A2382	20-1005
9A2383	17-1026
9A2385/-1	Y 76
9A2387	Y 71
9A2387-1C	Y 71
9A2388-1B	Y 71
9A2389	17-4534
9A2390/-91	
9A2400	17-1026
9A2403	Y 71
9A2413	17-3400
9A2414	17-4535[73]
9A2415B	Y 72
9A2416	HS 7
9A2417	
9A2423	Y 76
9A2425	20-1020
9A2426	20-1005[73]
9A2427	17-4534
9A2428	
9A2429	
9A2430	HS 5
9A2432/001	19-1006
9A2434/B	17-1026
9A2435	
9A2436	17-4535
9A2440	16-3487
9A2444	
9A2452/C	Y 71
9A2453	Y 72
9A2454	Y 72
9A2458	Y 71
9A2461	17-4538
9A2466	HS 7
9A2467	20-1005
9A2468	17-3495
9A2469	16-6758
9A2470	16-6758
9A2476	Y 72
9A2477/-1C/E	Y 72
9A2481/A	HS 7
9A2482/-1A	Y 71
9A2483	
9A2484-1	Y 72
9A2485-2/B/C	Y 73
9A2486	
9A2487/A/-1	HS 5
9A2491	16-6758
9A2497	
9A2504	17-3402
9A2508	16-6758
9A2513	HS 5
9A2514/-1/-2	Y 74
9A2514-002C	Y 74
9A2515/B/001	HS 16
9A2517	
9A2522/-1	Y 104
9A2522-001/C	Y 104
9A2525/-001	
9A2526/-001	
9A2527/-001	17-1075
9A2528	
9A2529/-001	
9A2530	
9A2539/-001	
9A2540/-001	
9A2541/-001	
9A2542/-001	
9A2544-1/-2/B	Y 73
9A2544-001B	Y 73
9A2545/-001	
9A2547/-001	
12A-19942	26R94[51]

MFR'S. PART	REPLACEMENT
12A-19942-1	26R94[51]
12C-18743-1	24S52
12C19849	26S51
12C-20761-1	26S54
12C-20761-2	26S54
12C-21215	24S50
12C22508	24S50
12C-23704-1	24S78
12C-23704/-2	24S79
12D-19250	26F65[3]
12D-21160	21F11
12D-21160-1	21F11
12D-23699	26F67
12E-23726	26S52
12E-23939	Fly 80
12E-26993	HS 7[3]
12E-27097	Fly 99
12E-27156	26S14
12M-18241/-1	26A03
12M-18241/-3	26A03
12M-22303	17-3497
13A-19514	17-1031[3]
13A-26968	
13A-26994	17-4523[54]
13A-26995	17-4536[54]
13A-26998	17-4500[54, 68]
13B-17731	16-6770
13B-19958	
13B-21167	
13B-23887	17-4524
13D-19540	HS 5
13M-18233	WC 11[31]
13M-19257	17-3497
13M-19521	17-1003
13M-19643	17-3493
13M-21644	17-3493
13M-22303	17-3497
13M-22482	15-1082
13M-24085	HS 8
13M-24086	HS 7[3]
13M-26979	
13M-26988	20-1005[54]
13M-26992	HS 8[3]
16A-17595	26C44
16A-17937	19-3001
16A-17959	26C44[3]
16A-18676	
16A-19365	19-3500
16A-19485	
16A-19486	
16A-19818	19-3001
16A-20021	19-3125
16A-20970	19-3250
16A-21214	26C44[3]
16A-21391	19-3300
16A-21556	19-3001
16A-21656	19-3001
16A-21701	19-1005
16A-22427	19-1004
16A-22923	19-6022
16A-23889	26C80
16A-24090	19-1005
16A-26520	19-1004
16A-26985	19-1001
16A-26991	20-1004
16A-27202	19-3250
16A-27466	19-3075
16A-27467	19-4400
16B-25146-3	26C78
20E101	26S17
20E360	17-1004
20E361	17-3402
20E363-2	
20E363-5	
20E363-6	
20E363-8	
20E363-10	19-4500
20E363-14	19-3250
20E363-16	19-3125
20E363-19	19-1923
20E363-20	19-4500
20E363-21	19-3250
20E363-25	19-3250
20E363-26	19-3860
20E370	HVO 50[3]
20E409	HS 5
20E410	WC 14
20E415	WC 11
20E537	17-3493
20E684	17-3493

MFR'S. PART	REPLACEMENT
20E721	20-1004
20E725	17-1004
20E780	19-1021
20E781	17-1063
20E782	
20E783	17-3493
20E785	20-1005
20E788-5	Y 11[17]
20E799	17-1062
20E831	HS 5
20E857	20-1049
20E858	
20E859	
20E860	
20E883	19-1005
20E947	Fly 38
20E952	WC 22
20E994	17-1064
20E995/-2	Fly 25
20E1029	Fly 213
20E1032	17-4534
20E1033	17-4535
20E1034	17-4535
20E1036	20-1020
20E1037	20-1005
20E1038	HS 5
20E1039	19-1005
20E1084	17-4538
20E1089/83	17-4538
20E1090	20-1004
20E1159-2	Y 44[49]
20E1194	19-1001
22E27	26R14
22E27-2	26R14
22E28	24S51
22E35	24S52
22E36	20C64[3]
22E38	24A88
22E39	26S51
22E40	
22E40-2	
22E41	
22E42	Fly 1
22E72-2	26S17
22E73-2	26C44
22E89	26A03
22E89-2	26A05
22E91	24S53
22E94	26R89
22E97	26S76
22E99	24S53
22E100	26C76
30E141-2	Y 3
31A078	17-1003
31A095	
31B238	
31B257-8	
31B289	
31B649	
31K225	
31K225-03	
31T-413	
31TA-413	
34A-575	19-1001
34A-704	
36A094-001	19-4201
36A094-002	19-3660
36A094-003	19-3330
36A094-008	
36A094-009	19-3300
36A094-010	19-4201
36A1	19-3100
36A2	19-3180
36A4	19-1922
36A5	19-3660
36A7	19-3180
36A8	19-3180
36A10	19-4060
36A11	19-3500
36A12	19-4160
36A16	19-3075[12]
36A19	19-3125
36A22	19-3300[18]
36A23	19-7100[86]
36A25	19-3100
36A27	19-3300
36A28	19-4400[45]
36A29	19-4201[46]
36A30	19-3075
36A33	19-3250[46]

MFR'S. PART	REPLACEMENT
36A34	19-4400
36A36	19-3100
36A38	19-4201[74]
36A39	19-3250
36A40	19-4073[46]
36A41	19-3100[80]
36A43	19-3160[81]
36A44	19-4201
36A45	19-3275[5]
36A46	19-4400[11]
36A47	19-4950
36A48	19-3160[78]
36A49	19-3180
36A50	19-3250
36A52	19-3375
36A53	19-3660
36A54	19-3500
36A94-1	19-4201
36A94-2	19-3660
36A94-3	19-3330
36A94-8	
36A94-9	19-3300
36A94-10	19-4201
50A372-1	17-1004
50B406	17-3487
51A1037	17-3402
51A1053	19-3036
51A1054	
51A1055	
51A1057	
51A1082	
51A1086	
51A1087	
51B411	HS 5[54]
51B1037	17-3402
51B1038	HVO 50
51B1040	
51B1065	FC 1
51B1071	WC 14
51B1072	WC 11
51B1150	HVO 50
51X0192-005	24S48
51X0223-003	26S08
51X0229-001A	26S30
51X0233-001	26S23
51X0235-000	24S53
51X0235-001	24S53
51X134	24S48
51X136	24S52
51X139	24S52
51X140	24S86[3]
51X142	26S51
51X145	24S86[3]
51X146	24S52
51X147	26S51
51X149	26S52
51X150	24S51
51X150A	24S51
51X150H	24S51
51X151	26S52
51X156	26S54
51X159	26S53[4]
51X166	24S51
51X166B	24S51
51X167/A	24S51
51X168	26S25
51X173	26S22
51X173A	26S22
51X174	24S48
51X176	24S51
51X180	24S61
51X181	22S87
51X185	24S48
51X186/-2	26S22
51X196/-2B/A	26S22
51X191B/-2	26S08
51X192/-2/-3/-4	24S48
51X193	26S85
51X193-2/-3	26S85
51-X206/A/B	24S48
51X207/-1A/-2	26S22
51X208	24S48
51X209	26S08
51X220-1/-2/ -3/-4	24S90
51X220-5	22S88
51X223-1	26S08
51X223-2/A	26S08
51X224/-1	26S08[3]
51X229-1	26S30

MFR'S. PART	REPLACEMENT
51X233-1/-2/B	26S23
51X235/-1	24S53
52C170	26R27U
52X0102-003	26C79
52X0112-003	26C78
52X87	26C93
52X88	26C93
52X90	26C93
52X91	26C93
52X95/-3	26C77
52X95-2	26C79
52X95-6/-9	26C79
52X95-5/-7/-10 -11/-12/-13	26C79
52X102/-2/-3/-4	26C79
52X104/-1A	26C78
52X104-2	26C78
52X112-1	26C78
53A133	19-1001
53B008	19-3001
53B140	Y 3
53X0397-003	Fly 244
53X0408-000/2	Fly 225[94]
53X167/A	24S51[3]
53X176	24S51
53X279	26R15[3]
53X286	24R05
53X290	26R36
53X291	22R38
53X296	Fly 1
53X297	26R15[3]
53X298	26R15[3]
53X299	Fly 1
53X300	
53X301	Fly 5
53X302	26R19[3]
53X303	
53X307	Fly 5
53X308	26R95
53X313	26R95
53X315	
53X318	26R19
53X319	Fly 169
53X320	Fly 169
53X324	26R93
53X325	26R92
53X326	Fly 37
53X330	Fly 37
53X331	26R20
53X332	26R89
53X333	26R34
53X339A	26R56
53X339B	26R56
53X340	26R89
53X340A	26R89
53X342	Fly 37[44]
53X346	Fly 37[41]
53X347	Fly 37[44]
53X350	Fly 202[48]
53X354	26R11
53X354A	26R11
53X355	Fly 203
53X359/A	Fly 202
53X362/C/G	Fly 223
53X366/A	Fly 201
53X368/E	Fly 146
53X369/A	26R58
53X372	Fly 146
53X381	Fly 224
53X382/A	Fly 226
53X383/A	
53X386/A	Fly 224
53X389	Fly 225
53X390/A	Fly 244
53X391-2/A	
53X394	Fly 226
53X395/A	26R106
53X397/A/-2	Fly 244
53X398/A/C/F	Fly 146
53X399	Fly 225
53X400A	
53X401	
53X404/B	26R47[3]
53X406/B	
53X407/A/B	
53X408/-2	Fly 255[94]
53X412-2(A)	
53X413/-A	
53X415/A	26R106
54X0024/-001	21F21[3]

CONTINUED NEXT PAGE

Service notes may be found at the end of the AIRLINE section.

PARTS LIST (CONTINUED)

USE THIS PAGE if PART NUMBER is available.

MFR'S. PART	REPLACEMENT
54X4	24A88
54X5	26A03
54X6	24A88
54X7	26A03[3]
54X8	26A03
54X10	26A03
54X16	21F09
54X17	21F09
54X19/A	26A03
55B-080-3	22S54
55B-112-1	26S46
55B-115	24A87
55C113	Fly 1
55C114	24S86
55C117	Fly 1
56C-093	20C49
80B-74-1	
80C74-10	
80D74-10	
85C-083	24S52[3]
85C-086	24S52[3]
108S-27617	
201-15608	19-3036
201-15612	17-1003
201-19458	20-1004
201-19490	Y 5
201-19490-1	Y 5[2]
201-19817	Fly 36
201-19817-1	Fly 36
201-19817-3	Fly 36
201-19947-1	Y 5[2]
201-19999	Fly 37
201-20062	17-3401
201-20186	WC 17
201-20186-1	WC 16
201-20265	19-3036[31]
201-20291	HS 5
201-20782	17-1003
201-21025/-1	Fly 39
201-21111	17-1004
201-21130	Y 5
201-21398	17-3400[3]
201-21494	
201-21514	Y 5[74]
201-21554	Y 5[2]
201-22302	HS 5
201-22396	Fly 41
201-22396-1	Fly 41
201-22426	17-4503
201-22435	17-4531[60]
201-22456	17-4531
201-22562	17-4504[3]
201-22570	17-4504[3]
201-22581	17-3400
201-22585	20-1049
201-22588	20-1047
201-22697	Y 5[2]
201-23727	20-1005
201-23729	20-1020
201-23744	Y 5[2]
201-23829	17-1004
201-23873	20-1020[54]
201-23873-1	20-1020[54]
201-24043	
201-27120	Y 16[2]
230V005A01	
230V007H03	
230V007M02	
230V008H01	
230V008M01	
230V010H02	19-3180
230V0010H09	19-3500
230V019H10	19-1006
230V019H12	19-3250
230V019H15	19-1006
230V030H01	
230V030H02	
230V030H06/09	
230V031H01	20-1013
230V032H01	HS 16
230V033H01	
230V034H01	19-3330
230V034H02	19-3100
230V034H03	19-3125
230V034H04	19-3500
230V034H05	19-4201
230V034H16	19-3125
230V042H01	
230V065H03	
230V069H02	
23V076H01	
230V076H02/04	
230V083H01	
230V117H01	
230V117H02	19-1031
230V117H03	19-1031
230V118H01	
235V003H01	
235V003M01	
235V004H01	
235V004M01	
235V005H01	
235V005H02	
235V005M01	
235V020H01	
235V020H02	
235V021H01	
235V022H01	
235V046H01	
235V048H01	17-3419
235V048H02	17-3419
235V048H03/04	17-3419
235V049H01/02	
235V069H01	
235V069H02	
235V076H02	
235V094H02/04	
235V094H05	17-3419
235V116H01	
410V040H01	21F21
430V005H04	26S28
430V005H05	26S28
430V005H06/09	26S28
430V031H01	26S58[67]
430V031M01	26S58[67]
430V032H01	26C79
430V032H04	26C79
430V032M01	26C77
430V033H02/03	26S84
430V033M01/2/3	26S84
430V038H01	24S52
430V039H01/07	26S72
430V039H05	26S71
430V041H01	24S52
430V045H01	26S48
430V053H01	26S71
430V064H01	26C79
430V088H01	22S61
430V088H02	22S61
430V088H05/6	24S60[3]
430V099H01	26C76
430V121H01/2	26C77
430V123H01	24S64
430V128H01	22S61[3]
490V001H01/4	Y 76
490V003M06	Y 76
490V005M01	Y 76
490V006H01	Y 53
490V007H01	Y 53
490V008H02/3	Y 53
490V011H01	Y 102[95]
493V003H05	Fly 96[77]
493V004H04	Fly 95
493V004H06	Fly 95
493V004H07	Fly 95[77]
493V004H08	Fly 227
493V004M04	Fly 95
493V004M06	Fly 95
493V007H01	Fly 268
493V007H02	Fly 268
493V010H02	
493V011H01	
493V015H01	
493V016H01	
496V003H09	Y 76
A13D-16943	HS 5
A13D-19355	HS 5
A13D-19540	HS 5
A13M-18026	17-1003
A13M-18233	WC 11[31]
A13M-18961	WC 16[11]
A13M-19320	
A16A-17961	
A16A-18025	17-1003
A16A-18685	
A16A-19486	
A15778-1-5	17-1003
A201-15608	19-3036
A201-15609	19-3001
A201-17962	17-3402
A201-18695	20-1004
AA15778-1-5	17-1003
AB155256-1-1	19-1000
AD158426-1-2	Y 26
AT-52/A	24S53
AT-62	22S87
AT-63	24S07
AT-67	26S50
AT-72	24S63
B1.507	HS 5
B1.519	HS 5
B12C-173	26S51
B12C-10074	24S50
B12C-16050	26S53
B12C-17503	26S51
B12C-18743	24S52
B12C-18743-1	24S52
B12C-19009	26S49
B12C-19048	26S53[4]
B12M-18241	26A03
B12M-18241-1	26A03
B12M-18241-3	26A03
B13A-18783	17-1031[3]
B138-17956	
B138-18784	
B13H-19488	Y 3
B13M-13590	Y 3
B13M-16335	17-3497[13]
B13M-17273	
B13M-17292	17-3492
B13M-17773	17-3497[13]
B13M-17962	17-3493
B13M-18880	Y 5[2]
B13M-19254	Y 5[2]
B13M-19488	Y 1
B16A-16051	26C44
B16A-17959	26C44
B18A-16440	22S58
B201-15612	17-1003
B201-16410	17-1003
B155255-3-1	26A05
B155529-1-1	26C76
B157919-1-1	24S53
B158222-1-1	19-3660[11]
B158223-1-1	19-4201[18]
B158224-1-3	17-1069
B158351-1-2	20-1005
B158352-1-1	19-1006
B158353-1-2	20-1020
B158354-1-2	20-1020
B158355-1-4	17-1067
C1.458	WC 11
C1.459	WC 14
C9.209	Y 3
C9.228-3	26S51
C9.230-2	26A03
C9.234-2	FC 1
C9.236	Fly 1
C9.237	26C93
C9.240-1	Fly 1
C9.241	26S49
C9.242	Y 5
C30.309-2	26S49
C/9A2403	Y 54[2,72]
C12A-17822	26R15
C12A-18835	26R15
C12A-18839	26R15
C12M-18285	Fly 34
C12M-18689	Fly 35
C12M-18689-1	Fly 35
C12M-18689-2	Fly 35
C12M-19407-1	Fly 36
C12M-19408	Fly 36
C16A-15624	26C43[3]
C18A-16474	22S58
C18A-18022	24S52
C18A-18157	24S52
C201-15717	17-3493
C201-16155	16-3445[13]
C201-16411	17-1021
C201-18530	Fly 35
C201-18562	Fly 35
C201-18562-1	Fly 35
C201-18842	Fly 36
C201-18843	Fly 36
C201-19269	Fly 36
C201-19533	Fly 36
C158225-1-2	HS 3
D9.235	26R19
FC-5	26C79
FC-5B	26C79
FC-9	26C77
FC-18	26C79
FC-23	26C78
L-50	
L-103	17-5002
L-110A/B/C	17-1031[82]
L-126	19-4160
L-127	19-3375
L-128	
L-132A	HS 5
L-133	19-1006
L-135 A	Y 100
L-149B	Y 64
L-150	17-5001[13]
L-152	
L-154	17-3495[68]
L-156	HS 5
L-157	
L-160	19-1005
L-162	19-3180[11]
L-163	19-4950
L-164	19-1001
L-165	17-5003
L-167	
L-170	
L-171	
L-178	Y 99
L-179	17-5003[13]
L-186	Y 100
L-188	17-3495
L-189	19-4400
L-190	19-3125
L-191	19-3300
L-192	Y 64
L-197	Y 101
LI-19	16-6758
LI-32	
MW2E75	
MW2E78	
MW2E102	
MW20E360	17-1003
MW20E361	17-3402
MW20E362	17-3493
MW20E363-2	
MW20E363-3	
MW20E363-6	
MW20E363-7	
MW20E409	HS 5
MW20E415	WC 11
MW20E524	WC 18
MW20E639	WC 11
MW20E685	WC 22
MW20E688	WC 18
MW20E786	HS 5
MW20E788	Y 11[17]
MW20E788-2	Y11[17]
MW20E831	HS 5
MW22E35-2	24S52
MW22E35-3	24S52
MW22E48	26R95
MW22E51	26S52
MW22E52	26C41[3]
MW22E55	26A03
MW22E55-2	26A03
MW22E56	26R95
MW22E57	Fly 92
MW22E57-2	Fly 92
MW22E57-3	Fly 92
MW22E57-5	Fly 92
MW22E57-6	Fly 92
MW22E59	26R88
MW22E61-2/-3	Fly 92
MW22E63	26S14
MW22E64	26C93
MW22E67	Fly 93
MW22E68	26R95
MW22E69	26R88
MW22E70	26A05
MW22E71	24S50
MW22E72	26S17
MW22E73	26C44
MW22E74	26R89
MW22E75/L	Fly 113
MW22E788-2	Y 13
MW30E164	Y 5
MW30E164-2	Y 5
MW30E164-5	Y 5
MW30E164-6	Y 5
MW30E164-7	Y 5
MW30E168	Y 5
MW30E176	Y 5
N7321	19-1005
N7746	17-3400
N8928	17-1003
N8929	17-1063
N8930	Y 11[2]
N8931	HS 5
N8932	19-3036
N8933	19-3160
N8935	
N8936	Fly 39[1]
N8937	26S17
N8938	26S50[3]
N9002	26A03
N9011	20-1004
N9184	
N9250	19-3036
N9416	19-1001
N9804	
N9805	17-4522
N9807	19-1001
N9814	
N9825	19-1001
N9832	19-7047
R1139	19-3500[5]
R1140	19-3300[7]
R1144	17-4523
R1405	HS 8
R1406	HS 7
R1407	17-3401
R1408	26C92
R1417	
R1418	26S71
R1419	26S58
R1420	
R1421	Y 10[2]
R1425	26A03[3]
R1427	17-4522
R1429	19-1005
R1431	19-6022[11]
R1432	17-4500
R1470	19-3093
R1471	19-4400[12]
R1473	19-1001
R1635	17-3400
R1670	19-1001
R1949	19-5100[11]
R1950	
R2054	17-4522
R2055	17-4522
R2056	26C41
R2057-1	Fly 154
R2058	26S25
R2059	24S54
R2060	Y 76
R2061	26A03[3]
R2062	17-4534
R2063	19-1001
R2065	19-1001
R2159	20-1005
R2160	
R2666	Y 49[2]
R2684	
R2700	
R2701	17-4522
R2711	24S54[3]
R2712	26A03[3]
R9011	20-1004
R9825	19-1001
ST-233	19-1001
ST-240	
TR 26B	26S72
TR 36A	26S85
TR 50A/B	26S08
TR 51A	Fly 137
TR 52A	26R123
TR 53	Fly 175[88]
TR 63	26R115
TR 72	Fly 149[92]
TR 73	Fly 137
TR 77	26S08
TR 78/A	26S85
TR 79	
TVL-178	Y 99
TVL-185	Y 99
TVL-186	Y 100
TVL-192	Y 64
TVL-197	Y 101
V15480-6	19-3300
V15795-1	
V15795-2	
V15796-1	19-3100
V15796-3	19-3125
V15796-6	19-3300
77842	19-3075
100131	19-3125
101819	19-3036
105295	
106383	20-1008
109252	
109253	
109255	
109257	19-3600
109261	20-1010
109264	
109457	Y 107
109840	19-3060
112820	Fly 273
112821	26S86
112822	26S48
112829	26C81
112845	26R150
112866	
112869	
112870	
112871	
112872	
112873	
112874	
112875	
112877	
112879	
112820	Fly 273
113382	
113383	
113388	19-3600
113390	26S86
113401	
113547	
113640	
156906-52	
703046-3	Y 102
850364B-1	Y 76
850394B-1	Y 76

Next page for MODEL index

Service notes may be found at the end of the AIRLINE section.

MODEL INDEX

AIRLINE

MODEL	COLUMN NUMBER
BR-3082A/84A/91A	34
BR-3182A	34
BR-4000A/01A/03A/05A	29
BR-4024A	36
BR-4124A	36
GRX4019A	3
GRX4020A	3
GRX4020B	3
GRX4023A	3
GRX4025A/B	3
GRX4028A	3
GRX4030A	38
GRX4119A	3
GRX4120A	3
GRX4123A/25A/28A	3
GRX4130A	38
GSE-3176A/B	12
GSE-3178A/B	12
GSE-3195A/B	12
GSE-3197A/B	12
GSE-4004A	6
GSE-4004B	6
GSE-4006A	6
GSE-4006B	6
GSE-4017B	6
GSE-4014A	6
GSE-5001A/04A	5
GSE-5008B	6
GSE-5009A	6
GSE-5010A/13A	13
GSE-5101A/04A	5
GSE-5108B	6
GSE-5109A	6
GSE-5110A/13A	13
GSL-3064A/B/C/D	1
GSL-3083A/B/C/D	1
GSL-3164A/B/C	1
GSL-3183A/B/C	1
GSL-4002A/B/C	1
GSL-4007A/08A/10A	1
GSL-4013A/14A/15A	2
GSL-4016A	1
GSL-4018A	2
GSL-4019A	3
GSL-4023A	3
GSL-4102A/B/C	1
GSL-4113A/14A/15A	2
GSL-4116A	1
GSL-4118A	2
GSL-4119A/23A	3
GSL-5005A/06A	1
GSL-6010A/11A/12A/13A	1
GTC-1684A/94A	68
GTC-2684A	68
GTC-3014A/B	67
GTC-3114A/44A	67
GTC-3154A	67
GTC-3713A/53A	57
GTC-3744A	69
GTC-3813A	62
GTC-3843A/53A	62
GTC-4014A	67
GTC-4114A/44A	67
GTC-4154A	67
GTC-4220A	49
GTC-4320A	49
GTC-4713A/53A	57
GTC-4744A	69
GTC-4813A/43A	62
GTC-4853A	62
GTC-5113A/43A	57
GTC-5114A/B/44A/B	67
GTC-5250A/B/C	57
GTC-5256A/B	57
GTC-5260A/B/C	57
GTC-5290A/91A/92A	63
GTC-5350A/B/C	57
GTC-5356A/B	57
GTC-5360A/B/C	57
GTC-5390A/91A/92A	63
GTC-5513A/43A/53A	57
GTC-6040A/B	57
GTC-6045A/B	57
GTC-6046A/B	57
GTC-6047A/B	57
GTC-6048A	57
GTC-6113A/43A	57
GTC-6114A/B/44A/B	67
GTC-6154A/B	67
GTC-6140A/B	57
GTC-6145A/B	57
GTC-6146A/B	57
GTC-6148A	57
GTC-6513A/43A/53A	57
GTM-1084A	64
GTM-1184A	64
GTM-1264A	76
GTM-1564A	74
GTM-1583A/B	64
GTM-1784A/B	72
GTM-1864A	76
GTM-2084A	64
GTM-2184A	64
GTM-2264A	76
GTM-2564A	74
GTM-2583A	64
GTM-2784A/B	72
GTM-4031A/B	41
GTM-4032A	41
GTM-4044A/B/C/D	45
GTM-4054A/B/C/D	45
GTM-4131A/B	37
GTM-4132A	37
GTM-4144A/B/C/D	45
GTM-4154A/B/C/D	45
GTM-4200A	40
GTM-4201A	41
GTM-4201B/C	41
GTM-4202A	41
GTM-4202B/C	41
GTM-4213A	41
GTM-4216A	41
GTM-4221A	41
GTM-4222A	41
GTM-4223A	50
GTM-4233A	55
GTM-4300A	40
GTM-4301A	41
GTM-4301B/C	41
GTM-4302A	41
GTM-4302B/C	41
GTM-4313A	41
GTM-4316A	41
GTM-4321A	41
GTM-4322A	41
GTM-4323A	50
GTM-4333A	55
GTM-5044A/B/C/D	45
GTM-5054A/B/C/D	45
GTM-5144A/B/C/D	45
GTM-5154A/B/C/D	45
GTM-8118-1/-B	45
WG-1094A	71
WG-1284B	73
WG-1683A	69
WG-1883A	69
WG-2095A	73
WG-2683A	69
WG-2785A	77
WG-3071E/F	21
WG-3073E/F	21
WG-3075D/E	21
WG-3077D/E	21
WG-3079D/E	21
WG-3113A	52
WG-3113B/C	61
WG-3123A	52
WG-3143A	52
WG-3143B/C	61
WG-3153A	52
WG-3153B/C	61
WG-3180A/90A	21
WG-3213A	52
WG-3213B/C	61
WG-3214A	61
WG-3273A	52
WG-3273B/C	61
WG-3314A/44A/54A	61
WG-3315A/45A/55A	75
WG-3413A	52
WG-3413B	61
WG-3423A	52
WG-3443A/53A	52
WG-3613A	53
WG-3614A	65
WG-3644A	65
WG-3814A/44A/54A/74A	65
WG-3913A	83
WG-3933A	83
WG-3943A	83
WG-4011A/B	25
WG-4012A/B	25
WG-4021A/B/D/E	27
WG-4022A/B/C/D/E	27
WG-4026A/B	27
WG-4027A/B	27
WG-4029A/B/C	27
WG-4041A	39
WG-4042A	39
WG-4043A	44
WG-4051A	39
WG-4052A	39
WG-4053A	44
WG-4065A/B	39
WG-4082A	47
WG-4083A	48
WG-4087A/B	47
WG-4092A	47
WG-4093A	48
WG-4111A/B/C	25
WG-4112A/B/C	25
WG-4113A	52
WG-4113B/C	52
WG-4121A/B/C/D	27
WG-4122A/B/C/D	27
WG-4123A	52
WG-4129A/B	27
WG-4141A	39
WG-4142A	39
WG-4143A	44
WG-4143B C	61
WG-4151A	39
WG-4152A	39
WG-4153A	44
WG-4153B C	61
WG-4165A B	39
WG-4182A	47
WG-4183A	48
WG-4187A B	47
WG-4192A	47
WG-4193A	48
WG-4203A B	42
WG-4203C	42
WG-4204A	43
WG-4206A	42
WG-4213A	52
WG-4213B C	61
WG-4214A	61
WG-4219A	43
WG-4224A B	51
WG-4225A	51
WG-4231A	52
WG-4234A B	58
WG-4235A/B C	52
WG-4273A	52
WG-4273B/C	61
WG-4303A/B	42
WG-4303C	42
WG-4306A	42
WG-4314A	61
WG-4315A	75
WG-4319A	43
WG-4324A/B	51
WG-4325A	51
WG-4331A	52
WG-4334A/B	58
WG-4335A/B/C	52
WG-4344A/54A	61
WG-4345A/55A	75
WG-4413A	52
WG-4413B	61
WG-4423A	52
WG-4443A/53A	52
WG-4600A	47
WG-4601A/B	47
WG-4606A/B	47
WG-4611A/B	47
WG-4613A	47
WG-4614A	65
WG-4644A	65
WG-4700A	47
WG-4701A/B	47
WG-4706A/B	47
WG-4711A/B	47
WG-4814A/44A/54A/74A	65
WG-4913A	24
WG-4933A/43A	24
WG-5000A/B/C/D/E/F/G	24
WG-5002A	24
WG-5002B	23
WG-5002C	23
WG-5002D	23
WG-5003B	23
WG-5003C	23
WG-5003D	24
WG-5011A/B	25
WG-5012A	26
WG-5014A/B	25
WG-5015A	26
WG-5016A/17A/18A	25
WG-5019A/B/C	27
WG-5020A/B/C	27
WG-5021A	39
WG-5022A	39
WG-5025A/26A	39
WG-5030A	26
WG-5031A/B/C/D/E	27
WG-5032A/B/C	26
WG-5034A/B/C/D/E	27
WG-5035A/B/C	26
WG-5036A/B	27
WG-5037A/B	27
WG-5038A/B	27
WG-5039A/B	27
WG-5040A	39
WG-5041A	39
WG-5042A	39
WG-5043A	44
WG-5047A	39
WG-5048A	39
WG-5051A	39
WG-5052A	39
WG-5053A	44
WG-5057A	39
WG-5060A B	39
WG-5061A B	39
WG-5062A B	39
WG-5063A	44
WG-5067A/B	39
WG-5068A	44
WG-5071A B	39
WG-5072A/B	39
WG-5073A	44
WG-5077A B	39
WG-5081A	47
WG-5082A	47
WG-5083A	48
WG-5084A	48
WG-5086A	47
WG-5087A/88A/89A	47
WG-5091A	47
WG-5092A	47
WG-5093A	48
WG-5097A	47
WG-5099A	47
WG-5100A/B	24
WG-5102A	23
WG-5102B	23
WG-5103A	23
WG-5103B	23
WG-5111A/B/C	25
WG-5112A	26
WG-5114A/B/C	25
WG-5115A	26
WG-5116A/17A/18A	25
WG-5119A/B	27
WG-5120A/B/C	27
WG-5121A/22A	39
WG-5125A/26A	39
WG-5130A	26
WG-5131A/B/C/D	27
WG-5132A/B	26
WG-5134A/B/C/D	27
WG-5135A/B	26
WG-5136A/B	27
WG-5137A/B	27
WG-5140A	39
WG-5141A	39
WG-5142A	39
WG-5143A	44
WG-5147A	39
WG-5148A	39
WG-5151A	39
WG-5152A	39
WG-5153A	44
WG-5157A	39
WG-5160A/B	39
WG-5161A/B	39
WG-5162A/B	39
WG-5163A	44
WG-5171A/B	39
WG-5172A/B	39
WG-5173A	44
WG-5181A	46
WG-5182A	46
WG-5183A	48
WG-5184A	48
WG-5186A	46
WG-5187A/88A/89A	46
WG-5191A	46
WG-5192A	46
WG-5193A	48
WG-5197A	46
WG-5199A	46
WG-5200A/B	47
WG-5201A	47
WG-5202A/B	48
WG-5203A/B	48
WG-5204A/B/C	47
WG-5205A/B	48
WG-5206A/B	47
WG-5207A/B	47
WG-5208A/B	47
WG-5209A/B	47
WG-5210A/B	47
WG-5211A	47
WG-5212A/B	47
WG-5213A/B	48
WG-5216A	47
WG-5217A/B	47
WG-5218A/19A	53
WG-5220A	47
WG-5221A/B	52
WG-5222A	52
WG-5223A	54
WG-5224A	56
WG-5225A	52
WG-5226A	47
WG-5227A/B	52
WG-5228A	54
WG-5230A	47
WG-5231A/B	52
WG-532A	52
WG-5233A	54
WG-5234A	56
WG-5235A	56
WG-5236A/B	52
WG-5237A	56
WG-5239A	54
WG-5240A/B	52
WG-5246A/B	52
WG-5277A	52
WG-5277B	52
WG-5278A	52
WG-5278B	52
WG-5279A	52
WG-5279B	52
WG-5300A/B	47
WG-5301A	47
WG-5302A/B	47
WG-5303A/B	48
WG-5304A/B/C	47
WG-5305A/B	48
WG-5306A/B	47
WG-5307A/B	47
WG-5308A/B	47
WG-5309A/B	47
WG-5310A/B	47
WG-5311A	47
WG-5312A/B	47
WG-5313A/B	48
WG-5316A	47
WG-5317A/B	47
WG-5320A	47
WG-5321A/B	52
WG-5322A	52
WG-5323A	54
WG-5324A	56
WG-5325A	52
WG-5326A	47
WG-5327A/B	52
WG-5328A	54
WG-5330A	47
WG-5331A/B	52
WG-5332A	52
WG-5333A	54
WG-5334A	56
WG-5335A	56
WG-5336A/B	52
WG-5337A	56
WG-5339A	54
WG-5340A/B	52
WG-5346A/B	52
WG-5377A	52
WG-5377B	52
WG-5378A	52
WG-5378B	52
WG-5379A	52
WG-5379B	52
WG-5713A	60
WG-5714A	65
WG-5743A	60
WG-5744A	65
WG-5754A	65
WG-5773A	60
WG-5913A	60
WG-5914A	65
WG-5933A/B	60
WG-5943A/B	60
WG-5944A/24A	65
WG-6030A/B	47
WG-6050A/B	54
WG-6051A/B	54
WG-6052A/B	54
WG-6130A/B	47
WG-6150A/B	54
WG-6151A/B	54
WG-6152A/B	54
WG-6713A	60
WG-6714A	65
WG-6743A	60
WG-6744A	65
WG-6754A	65
WG-6773A	60
WG-6913A	60
WG-6914A	65
WG-6933A/B	60
WG-6943A/B	60
WG-6944A/74A	65
WG-7094A	70
WG-7144A	70
WG-7153A	66
WG-7154A	70
WG-7314A	70
WG-7344A	70
WG-7413A/43A	66
WG-7843A	66
WG-8094A	70
WG-8144A	70
WG-8153A	66
WG-8154A	70
WG-8314A	70
WG-8344A	70
WG-8413A/43A	66
WG-8843A	66
05BR-3021B/C	31
05BR-3024B/C	31
05BR-3027A/B	31
05BR-3034A	32
05BR-3040A	32
05BR-3041A	32
05BR-3044A	32
05GCB-3019A	4
05GSE-3020A/B/C	9
05GSE-3037A	9
05GSE-3042A	9
05WG-3016A/B	15
05WG-3030A	18
05WG-3030B	19
05WG-3030C	19
05WG-3031A/B	17
05WG-3032A/B	19
05WG-3036A/B	19
05WG-3036C	19
05WG-3038A	19
05WG-3039A/B	19
05WG-3039C/D	19
05WG-3045A	19
15BR-3035A	31
15BR-3041A	32
15BR-3048A	32
15BR-3053A/B	32

CONTINUED NEXT PAGE

MODEL INDEX
(CONTINUED)

MODEL	COLUMN NUMBER
15BR-3054A	33
15GSE-3043A	9
15GSE-3047A/B/C	10
15GSE-3052A	10
15WG-3046A/B/C	20
15WG-3049A/B	20
15WG-3050A/B	20
15WG-3051A/B/C	20
15WG-3059A	20
25BR-3048B	32
25BR-3055B	32
25BR-3058A/B	34
25BR-3061A/B	34
25BR-3067A/B/C	34
25BR-3068A/B/C	34
25BR-3069A/B	34
25GSE-3057A	11
25GSE-3062A/63A	12
25GSE-3065A	11
25GSE-3081A	12
25GSE-3087A	12
25WG-3049B	20
25WG-3056A	21
25WG-3059A	20
25WG-3060A	21
25WG-3066A/B/C	21
25WG-3070A	21
25WG-3071A/B/C/D	21
25WG-3072A/B/C	21
25WG-3073A/B/C/D	21
25WG-3075A/B/C	21
25WG-3077A/B/C	21
25WG-3079A/B/C	21
35BR-3158A/67A	34
35BR-3168A/69A	34
35GSE-3074A	12
35GSE-3076A/78A	12
35GSE-3085A/87A	12
35GSE-3095A/97A	12
35GSL-3064A/B	1
35GSL-3083A/B	1
35WG-3060B/70B	21
35WG-3071D/E/F	21
35WG-3073D/E/F	21
35WG-3080A/90A	21
35WG-3171A/B	21
35WG-3173A/B	21
35WG-3175A/77A/79A	21
45BR-3186A	35
62BR-3004E	35
84GSE-3011A	8
84HA-3002A/B	14
84HA-3007A/B/C	28
84HA-3010A/B/C	28
94BR-3021A/24A	30
94GCB-3023A/B/C	4
94GSE-3011A/B	8
94GSE-3015A	8
94GSE-3018A	8
94GSE-3025A/33A	7
94WG-3006A	15
94WG-3006B	15
94WG-3008A/09A	15
94WG-3009B	15
94WG-3016A/B/C	15
94WG-3022A	15
94WG-3026A/B	15
94WG-3028A	15
94WG-3029A/B	15

PART NAME	1	2	3	4	5	6	7	8	9	10
Flyback	N-8936 Fly-39[1]	R1417	R-2057-1 Fly-154	C9-236/240-1 Fly-1	20E947 Fly-38	20E995/-2 Fly-25	20E370 HVO-50[3]	22E42 Fly-1	MW22E57/-2/3/5/6 Fly-92	MW22E61-2/-3 Fly-92
Yoke	N-8930 Y-11[2]	R-1421 Y-76	R-2060 Y-16[2]	C-9.209[15] Y-3	20E788-5 Y-11[17]	AD158426-1-2 Y-26	30E141-2 Y-3	30E141-2 Y-3	MW30E164/-2 MW30E168 Y-5	MW30E164-6 Y-5
Vertical Output	N8937 26S17	R1418 26S71	R2058 26S25	C9.228-3 26S51	22E72-2 26S17	22E97 26S76	22E39 26S51	22E39 26S51	MW22E51[19] 26S52	MW22E51[19] 26S52
Vert. Blocking Oscillator	N9002 26A03	R1425 26A03[3]	R2061/1425 26A03[3]	C9-230-2 26A03	22E89 26A03	B155255-3-1 26A05	22E38 24A88	22E38 24A88	MW22E55 26A03	MW22E55 26A03
Width Coil	NOT USED	NOT USED	NOT USED	C1.458 WC-11	20E952 WC-22	NOT USED	20E415 WC-11	20E415 WC-11	MW20E415/639 WC-11	MW20E415/639 WC-11
Linearity	NOT USED	NOT USED	NOT USED	C1.459 WC-14	NOT USED	NOT USED	20E410 WC-14	20E410 WC-14	MW20E524 WC-18	MW20E524 WC-18
Power	N8935	NOT USED	NOT USED	D9.235 26R19	22E94 26R89	NOT USED	22E27/-2 26R14	22E40/-2	MW22E43/68 26R95[20]	MW22E43168 26R95[20]
Filament	NOT USED	NOT USED	NOT USED	NOT USED	NOT USED	NOT USED	NOT USED	NOT USED	NOT USED	NOT USED
Focus Coil	NOT USED	NOT USED	NOT USED	C9.234.2 FC-1	NOT USED	NOT USED	2E91	2E91	MW2E102	MW2E102
Audio Output	N8938 26S50[3]	R1419 26S58	R2059 24S54	C30.309-2/241 26S49	22E91 24S53	B157919-1-1 24S53	22E28 24S51	22E35 24S52	MW22E35-2 24S52	MW22E35-2 24S52
Choke	N9184	R1408 26C92	R2056 26C41	C9.237 26C93	22E73-2 26C44	B155529-1-1 26C76	22E36 20C64[3]	22E41	MW22E52 26C41[3]	MW22E52 26C41[3]
Horizontal Oscillator	SEE RINGING COIL	R1406 HS-7	R1406 HS-7	SEE RINGING COIL	SEE RINGING COIL	C158225-1-2 HS-3	SEE RINGING COIL	SEE RINGING COIL	SEE RINGING COIL	SEE RINGING COIL
Horizontal Ringing Coil	N8931 HS-5	R1405[9] HS-8	R1405[9] HS-8	B1.507/19 HS-5	20E831 HS-5	NOT USED	20E409 HS-5	20E409 HS-5	MW20E409 HS-5	MW20E409 HS-5
Antenna Input (Balun)	NOT USED	31T-413				NOT USED	NOT USED	NOT USED	NOT USED	NOT USED
Video IF	N8929 17-1063	R1432[10] 17-4500	R2062 17-4534	22.OMC 17-1066	20E857 20-1049	AA157787-1-5 17-1003	MW20E360 17-1003	MW20E360 17-1003	20E360 17-1004	20E360 17-1004
Video IF	N9805 17-4522	R1144 17-4523	R2054 17-4522	24.OMC 17-1063	20E858	20E994 17-1064	MW20E360 17-1003	MW20E360 17-1003	20E360 17-1004	20E360 17-1004
Video IF	N9804	R1144 17-4523	R2055 17-4522	24.3MC 17-1063	20E859	B158224-1-3 17-1069	MW20E360 17-1003	MW20E360 17-1003	20E360 17-1004	20E360 17-1004
Video IF	R1144 17-4523	R1427 17-4522	NOT USED		20E860	B158355-1-4 17-1067	MW20E360 17-1003	MW20E360 17-1003	20E360 17-1004	20E360 17-1004
Ratio Det. or Quadrature	N8928 17-1033	R1407 17-3401	R2159 20-1005	4.5MC 17-3493	20E783 17-3493	B158351-1-2 20-1005	MW20E362 17-3493	MW20E362 17-3493	20E537 17-3493	20E357 17-3493
Trap	N9011 20-1004	N9011 20-1004	N9011 20-1004		20E785 20-1005	B158353-1-2 20-1020	NOT USED	NOT USED	20E361 17-3402	20E361 17-3402
Trap	NOT USED	NOT USED	NOT USED	NOT USED	NOT USED	NOT USED	NOT USED	NOT USED	NOT USED	NOT USED
1st Sound IF	N7746 17-3400	R1635 20-1004	R1635 20-1004	4.5MC 17-3495	20E785 20-1005	B158353-1-2 20-1020	MW20E361 17-3402	MW20E361 17-3402	20E361 17-3402	20E361 17-3402
2nd Sound IF	NOT USED	R1420	R2160		NOT USED	B158354-1-2 20-1020	NOT USED	NOT USED	NOT USED	NOT USED
AM IF and FM IF	NOT USED	NOT USED	NOT USED	NOT USED	NOT USED	NOT USED	NOT USED	NOT USED	NOT USED	NOT USED
AM IF and FM IF	NOT USED	NOT USED	NOT USED	NOT USED	NOT USED	NOT USED	NOT USED	NOT USED	NOT USED	NOT USED
Peaking	R1139[6] 19-3500[5]	R1140 19-3300[7]	R1950		20E363-26 19-3860	B158223-1-1 19-4201[18]	MW20E363-3	MW20E363-3	20E363-10 19-4500	20E363-10 19-4500
Peaking	N8933 19-3160	R1471 19-4400[12]	R1949 19-5100[11]		20E363-25 19-3250	B158222-1-1 19-3660[11]	MW20E363-7	MW20E363-7	20E363-3	20E363-3
Peaking	N8932 19-3036	R1470 19-3093	R1470 19-3093		20E363-19 19-1923	B158352-1-1 19-1006	MW20E363-2	MW20E363-2	20E363-6	20E363-6
Peaking	N9250 19-3036	R1429 19-1005	R1429 19-1005		20E883 19-1005	NOT USED	MW20E363-6	MW20E363-6	20E363-2	20E363-2
RF Choke	N7321 19-1005	R1670 19-1001	R1431[14] 19-6022[11]		2E92 19-3001	156906-52	MW2E75	MW2E75	20E363-8	20E363-8
Filament Choke	N-9416[8] N9807 19-1001	R1473/9825 19-1001	R2063 19-1001		34A-704	AB155256-1-1 19-1000	MW2E78	MW2E78	2E92 19-3001	2E92 19-3001

Service notes may be found at the end of the AIRLINE section.

PART NAME	11	12	13	14	15	16	17	18	19	20
Flyback	MW22E67 Fly-93	MW22E75/-L Fly-113	20E1029 Fly-213	51B1150 51B1038 HVO-50	53X296 Fly-1	53X299 Fly-1	53X301/307 Fly-5[27]	53X303	53X315	53X319/20 Fly-169
Yoke	MW30E164-7[21] Y-5	MW20E788/-2 Y-11[17]	20E1159-2 Y-44[49]	NOT USED	9A1987 Y-3	9A2048 Y-3	9A2106 Y-3	9A2080 Y-7	9A2149 Y-5[2]	9A2221[30] Y-4
Vertical Output	MW22E63 26S14	MW22E72 26S17	20E101 26S17	NOT USED	51X140 24S86[3]	51X145 24S86[3]	51X147 26S51	51X147 26S51	51X149 26S52	51X151 26S52
Vert. Blocking Oscillator	MW22E55-2 26A03	MW22E70 26A05	22E89-2 26A05	NOT USED	54X4 24A88	54X6 24A88	54X5 26A03	54X5 26A03	54X5 26A03	54X7 26A03[3]
Width Coil	MW20E685 WC-22	NOT USED	NOT USED	NOT USED	9A1976 WC-11	9A1976 WC-11	9A1976 WC-11	9A2075 WC-11	9A1976 WC-11	9A2183 WC-15
Linearity	MW20E688 WC-18	NOT USED	NOT USED	NOT USED	9A1981 WC-14	9A2082	9A2111 WC-14	9A2111 WC-14	9A2111 WC-14	9A2172 WC-16
Power	MW22E69/59 26R88	MW22E74 26R89	NOT USED	NOT USED	53X297 26R15[3]	53X300	53X298 26R15[3]	53X302 26R19[3]	53X313/308 26R95	53X318[32] 26R95
Filament	NOT USED	NOT USED	NOT USED	NOT USED	NOT USED	NOT USED	NOT USED	NOT USED	NOT USED	NOT USED
Focus Coil	NOT USED	NOT USED	NOT USED	NOT USED	9A1974 FC-2	9A2053 FC-2	9A2107	9A2081	9A2147	9A2220
Audio Output	MW22E35-3 24S52	MW22E71 24S50	22E99 24S53	55B080-3 22S45	51X142[24] 26S61	51X139 24S52	51X146 24S52	51X136 24S52	51X150[28] 24S51	51X150/A[33] 24S51
Choke	MW22E64 26C93	MW22E73 26C44	22E100 26C76	56C093 20C49	52X87 26C93	52X87 26C93	52X88 26C93	52X88 26C93	52X88 26C93	52X88 26C93
Horizontal Oscillator	SEE RINGING COIL	SEE RINGING COIL	SEE RINGING COIL	NOT USED	9A1984 HS-2	9A1984 HS-2	SEE RINGING COIL	SEE RINGING COIL	SEE RINGING COIL	SEE RINGING COIL
Horizontal Ringing Coil	MW20E409 HS-5	MW20E786/831 HS-5	20E1038 HS-5	51B1040	NOT USED	NOT USED	9A2057 HS-3	9A2096 HS-5	9A2096 HS-5	9A2096 HS-5
Antenna Input (Balun)	ST240	31B-649	31TA-413	NOT USED	NOT USED	NOT USED	NOT USED	NOT USED	NOT USED	NOT USED
Video IF	20E360 17-1004	20E857[22] 20-1049	20E1032 17-4534	50A372-1 17-1004	9A2032	9A2032	9A2072	9A2072	31B-238	31A095
Video IF	20E360 17-1004	20E780[22] 19-1021	20E1033 17-4535	50A372-1 17-1004	9A1980 17-1004	9A1980 17-1004	9A2076 17-1020	9A2076 17-1020	9A2076 17-1020	9A2165[34] 17-1006
Video IF	20E360 17-1004	20E779[22] 17-1062	20E1034 17-4535	50A372-1 17-1004	9A1982 17-1004	9A1982 17-1004	9A2055 17-1005	9A2055 17-1005	9A2055 17-1005	9A2166[34] 17-1005
Video IF	20E725 17-1004	20E781[22] 17-1063	NOT USED	50A372-1 17-1004	9A1980 17-1004	9A1980 17-1004	9A2071 17-1002	9A2071 17-1002	9A2071 17-1002	9A2167[35] 17-1002
Ratio Det. or Quadrature	20E684 17-3493	20E783 17-3493	20E1037 20-1005	50B406 17-3487	9A1983[26] 17-1013	9A1983[26] 17-1013	9A2049[26] 17-1047	9A2049[26] 17-1047	9A2049[26] 17-1047	9A2171 17-3497
Trap	20E721 20-1004	20E785 20-1005	20E1089/83 20E1084 17-4538	NOT USED	9A1985 20-1021	9A1985 20-1021	9A2074 20-1004	9A2074 20-1004	9A2074 20-1004	9A2074 20-1004
Trap	NOT USED	31B-289	20E1090 20-1004	NOT USED	NOT USED	NOT USED		9A2059 20-1021	9A2073 20-1021	9A2169 20-1021
1st Sound IF	20E361 17-3402	20E785 20-1005	20E1035 20-1020	51A1037 17-3402	9A1986 17-1012	9A1986 17-1012	9A1986 17-1012	9A1986 17-1012	9A1986 17-1012	9A2168 17-1031[3]
2nd Sound IF	NOT USED	NOT USED	20E136 20-1020	NOT USED	NOT USED	NOT USED	NOT USED	NOT USED		9A2170 17-3495
AM IF and FM IF	NOT USED	NOT USED	NOT USED	NOT USED	9A2029[25] 16-6770	9A2029[25] 16-6770	NOT USED	NOT USED	9A2062[29] 16-6758	9A2062[29] 16-6758
AM IF and FM IF	NOT USED	NOT USED	NOT USED	NOT USED	9A1963[25] 16-6770	9A1963[25] 16-6770	NOT USED	NOT USED	9A2063[29] 16-6758	9A2063[29] 16-6758
Peaking	20E363-16 19-3125	20E883[23] 19-1005	20E1039 19-1005	51A1057	9A1979 19-3036	9A1979 19-3036	9A2090 19-1923	9A2090 19-1923	9A2090 19-1923	36A1 19-3100
Peaking	20E363-10 19-4500	20E363-19 19-1923	20E363-19 19-1923	51A1055	9A1977 19-4180	9A1977 19-4180	9A2086 19-1920[11]	9A2086 19-1920[11]	9A2086 19-1920[11]	36A5
Peaking	20E363-10 19-4500	20E363-25/-21 19-3250	20E363-25/-21 19-3250	51A1054	9A1978 19-4122	9A1978 19-4122	9A2088 19-1922	9A2088 19-1922	9A2088 19-1922	36A2/7/8 19-3180
Peaking	20E363-14 19-3250	20E363-26 19-3860	20E363-26 19-3860	51A1053 19-3036	51A1053 19-3036	9A1979 19-3036	9A2089/87 19-1921	9A2089/87 19-1921	9A2089/87 19-1921	36A4 19-1922
RF Choke	ST-233 19-1001	2E92 19-3001	20E1194 19-1001	53B008 19-3001	NOT USED	NOT USED	9A1979 19-3036	9A1979 19-3036	9A1979 19-3036	9A1979 19-3036
Filament Choke	2E92 19-3001	34A575 19-1001		53A133 19-1001			9A2033 19-3001	9A2033 19-3001	9A2033 19-3001	9A2033 19-3001

Service notes may be found at the end of the AIRLINE section.

AIRLINE

PART NAME	21	22	23	24	25	26	27	28	29	30
Flyback	53X326/30 Fly-37	53X330 Fly-37	53X330/46 Fly-37[41]	53X342/47 Fly-37[44]	53X350 Fly-202[48]	53X355 Fly-203	53X359/A Fly-202	55C113/117 Fly-1	12E-23939 Fly-80	C-12M-18265[57] Fly-34
Yoke	9A2261/74 Y-7[2]	9A2261/74 Y-7[2]	9A2334-1 Y-4[2]	9A2334-3 Y-4[2]	9A2373-1 Y-76	9A2388-1B[50] Y-71	9A2387/-1C Y-71	53B140[53] Y-3	201-23744 Y-5[2]	B13M-13590 Y-3
Vertical Output	51X156[36] 26S54	51X156[36] 26S54	51X168 26S25	51X168 26S25	51X173/A 26S22	51X173/A 26S22	51X173/A 26S22	55C114 24S86	12E23726 26S52	B12C-17303 26S51
Vert. Blocking Oscillator	54X8 26A03	54X8 26A03	54X10 26A03	54X10 26A03	54X10 26A03	54X10 26A03	54X10 26A03	55B115 24A87	NOT USED	B12M-18241 26A03
Width Coil	9A2183 WC-15	9A2183 WC-15	9A2183 WC-15	9A2183 WC-15	NOT USED	9A2381 WC-22	NOT USED	51B1072 WC-11	NOT USED	A13M-18233 WC-11[31]
Linearity	9A2262 WC-18	9A2262 WC-18	9A2262 WC-18	9A2262 WC-18	NOT USED	NOT USED	NOT USED	51B1071 WC-14	NOT USED	NOT USED
Power	53X325[37] 26R92	53X325[39] 26R92	53X339/A/B 26R56	53X340/A 26R89	NOT USED	53X354/-A 26R11	NOT USED	52C170 26R27U	NOT USED	C12A-17822 26R15
Filament	NOT USED	NOT USED	NOT USED	NOT USED	NOT USED	NOT USED	54X16/17 21F09	NOT USED	12D-23699 26F67	NOT USED
Focus Coil	NOT USED	NOT USED	NOT USED	NOT USED	NOT USED	NOT USED	NOT USED	51B1065[53] FC-1	NOT USED	NOT USED
Audio Output	51X150/A/H 24S51	51X150/A/H[38] 24S51	51X166/B 24S51	53X167/A 24S51[3]	51X174 24S48	51X181[47] 22S87	51X180 22S61	85C083/86 24S52[3]	12C-23704 24S49	C18A-18157 C18A-18022 24S52
Choke	52X90/91 26C93	52X90/91 26C93	52X95 26C77	52X95/-3 26C77	52X95-2 26C79	52X95-5 26C79	52X95-2 26C79	NOT USED	16A238899 26C80	B16A-17959 26C44
Horizontal Oscillator	SEE RINGING COIL	SEE RINGING COIL	SEE RINGING COIL	SEE RINGING COIL	9A2372 HS-7	9A2372 HS-7	9A2372 HS-7	SEE RINGING COIL	13M-24086 HS-7[3]	SEE RINGING COIL
Horizontal Ringing Coil	9A2273/2096 HS-5	9A2273/2096 HS-5	9A2273/2096 HS-5	9A2273/2096 HS-5	9A2371 HS-8	9A2371 HS-8	9A2371 HS-8	50B411 HS-5[54]	13M-24085 HS-8	A13D-16943 HS-5
Antenna Input (Balun)	NOT USED	NOT USED	NOT USED	31K-225	31TA-413	31K-225-03		NOT USED	NOT USED	
Video IF	31A078 17-1003	31A078 17-1003	9A2316[43] 17-5001	9A2316[43] 17-5001	9A2365 17-4534	9A2365 17-4534	9A2365 17-4534	50A372-1 17-1004	31B-257-8	A13M-18026 17-1003
Video IF	9A2230 17-1063	9A2230 17-1063	9A2317 17-5003	9A2317 17-5003	9A2363 17-4536	9A2363 17-4536	9A2363 17-4536	50A372-1 17-1004	201-23829[56] 17-1004	B201-15612 17-1003
Video IF	9A2230 17-1063	9A2230 17-1063	9A2318 17-5004	9A2318 17-5004	9A2364 17-4535	9A2364 17-4535	9A2364 17-4535	50A372-1 17-1004	201-24043	B-13B-17956
Video IF	9A2226 17-1002	9A2226 17-1002	9A2319 17-5004	9A2319 17-5004	NOT USED		9A2370	50A372-1 17-1004	13B-23887 17-4524	
Ratio Det. or Quadrature	9A2269 17-1033	9A2269 17-1033	9A2295 17-3497	9A2295 17-3497	9A2367 20-1005	9A2367 20-1005	9A2367 20-1005	50B406 17-3487	201-23727 20-1005	B13M-17292 17-3493
Trap	9A2074 20-1004	9A2074 20-1004	9A2321[42] 20-1045	9A2321[42] 20-1045	9A2366 20-1004	9A2369 17-4534	9A2369 17-4534	51B1037 17-3402	201-23729 20-1020	A201-17962 17-3402
Trap	NOT USED	NOT USED	9A2320 17-4522	9A2320 17-4522	9A2369 17-4534	9A2382 20-1005	9A2366 20-1004	NOT USED	NOT USED	NOT USED
1st Sound IF	9A2168 17-1031[3]	9A2168 17-1031[3]	9A2201 17-1031[3]	9A2201 17-1031[3]	9A2366 20-1004	9A2383 17-1026	9A2366 20-1004		201-23873 20-1020[54]	17-3402
2nd Sound IF	9A2170 17-3495	9A2170 17-3495	9A2323 17-3495	NOT USED	9A2368 17-3495	9A2368 17-3495	9A2368 17-3495		NOT USED	
AM IF and FM IF	9A2112 16-6758	9A2112 16-6758	NOT USED	NOT USED	NOT USED	NOT USED	NOT USED	NOT USED	NOT USED	NOT USED
AM IF and FM IF	9A2063 16-6758	9A2063 16-6758	NOT USED	NOT USED	NOT USED	NOT USED	NOT USED	NOT USED	NOT USED	NOT USED
Peaking	36A10[40] 19-4060	36A10[40] 19-4060	36A10[40] 19-4060	36A30 19-3075	9A2375 19-3036	36A12[52] 19-4160	19-4160	51A1082	16A-24090[55] 19-1005	
Peaking	3A11 19-3500	3A11 19-3500	36A25 19-3100	36A29 19-4201[46]	3AA12 19-4160	36A36 19-3100	36A28 19-3300[45]	51A1086	16A-20970 19-3250	
Peaking	9A1979 19-3036	9A1979 19-3036	36A1 19-3100	36A1 19-3100	36A33 19-3250[46]	9A2375 19-3036	36A33 19-3250[46]	51A1082	16A-21391 19-3300	
Peaking	36A16 19-3075[12]	36A16 19-3075[12]	36A22 19-3300	36A28 19-3300[45]	36A28 19-3300[45]	36A1 19-3100	NOT USED	51A1087	16A-19365 19-3500	
RF Choke	9A1979 19-3036	9A1979 19-3036		9A2033 19-3001	9A2380 19-1001	9A2380 19-1001	9A2380 19-1001	53B008 19-3001	16A-21701 19-1005	
Filament Choke	9A2033 19-3001	9A2033 19-3001	9A2033 19-3001	9A2033 19-3001	9A2033 19-3001	NOT USED	9A2375 19-3036	53A/33	34A-575 19-1001	

Service notes may be found at the end of the AIRLINE section.

PART NAME	31	32	33	34	35	36	37	38	39	40
Flyback	C-12M-18689-2 Fly-35	201-19817/-1[58] Fly-36	201-19999 Fly-37	201-21025/-1 Fly-39	201-22396/-1 Fly-41	12E-27097 Fly-99	493V004M04[69] Fly-95	R2684	53X362/C Fly-223	493V004H07 Fly-95[77]
Yoke	B13M-19488 Y-3	201-19490-1[59] Y-5[2]	201-19947-1 Y-5[2]	201-21130 201-21554 Y-5[2]	201-22697 Y-5[2]	201-27120 Y-16[2]	490V003M06[16] 490V005M01[01] Y-76	R-2666 Y-49[2]	9A2403 Y-71	490V006H01 Y-53
Vertical Output	B12C-173 26S51	B12C-19048 26S53[4]	12C-19849 26S51	12C-20761-1 26S54	12C20761-2 26S54	12E-27156 26S14	430V033M02 26S48	R2[illegible]00	51X186/-2 26S22	430V005H04 26S28
Vert. Blocking Oscillator	B-12M-18241 26A03	B12M-18241 26A03	12M-18241-1 26A03	12M-18241-3 26A03	12M-18241 26A03	NOT USED	NOT USED	R2712 26A03[3]	54X19/A 26A03	NOT USED
Width Coil	A13M-18233 WC-11	A13M-18233 WC-11	13M-18233 WC-11[31]	NOT USED	13M-18233 WC-11	NOT USED	NOT USED	NOT USED	NOT USED	NOT USED
Linearity	A13M-19320	201-20186 WC-17	201-20186-1 WC-16[31]	NOT USED	201-20186-1 WC-16	NOT USED	NOT USED	NOT USED	NOT USED	NOT USED
Power	C12A-18839 26R15	C12A-18839-1 26R15	12A-19942/-1 26R94[51]	NOT USED	12A-19942/-1 24R94[51]	NOT USED	NOT USED	NOT USED	NOT USED	NOT USED
Filament	NOT USED	NOT USED	12D-19250 26F65[3]	12D-21160 21F11	12D-21160-1 21F11	NOT USED	NOT USED	NOT USED	NOT USED	NOT USED
Focus Coil	NOT USED	NOT USED	NOT USED	NOT USED	NOT USED	NOT USED	NOT USED	NOT USED	NOT USED	NOT USED
Audio Output	B12C-18743 24S52	B12C-18743-1 24S52	12C-18743-1 24S52	12C-21215 24S50	12C-22508 24S50	12C-23704/-2 24S49	430V031M01 26S58[67]	R2711 24S54[3]	51X185 24S48	430V041H01 24S52
Choke	B16A-17959 26C44	B16A-17959 26C44	16A-17959 26C44	16A-21214 26C44[3]	16A-21214 26C44[3]	16B-25146-3 26C78	430V032M01 26C77	R2056 26C41	52X95-6/-9 26C79	NOT USED
Horizontal Oscillator	SEE RINGING COIL	SEE RINGING COIL	SEE RINGING COIL	SEE RINGING COIL	SEE RINGING COIL	12E26993 HS-7[3]	SEE RINGING COIL	R1406 HS-7	9A2371 HS-7	230V032H01 HS-16
Horizontal Ringing Coil	A13D-16943 A13D-19355 HS-5	A13D-16943 A13D-19355 HS-5	13D-19540 HS-5	201-20291 HS-5	201-22302 HS-5	13M-26992 HS-8[3]	230V005A01	R1405 HS-8	9A2372 HS-8	NOT USED
Antenna Input (Balun)	NOT USED	NOT USED	NOT USED	NOT USED	13M-22482 15-1082	1085-27617				
Video IF	A13M-18026 17-1003	13M-19521 17-1003	13M-19521 17-1003	201-20782 17-1003	201-22456 17-4531[3, 63]	13A-26998 17-4500[54, 68]	235V003M01	R2062 17-4534	9A2389[75] 17-4534	235V003H01
Video IF	B-201-15612 17-1003	201-15612 17-1003	201-15612 17-1003	201-21111 17-1004	201-22562 17-4504[3, 64]	13A-26994 17-4523[54]	235V004M01	R2701 17-4522	9A2369 17-4538	235V020H01
Video IF	B-201-15612 17-1003	201-15612 17-1003	201-22426 17-4503	201-21494	201-22570 17-4504[3]	13A-26995 17-4536[54]	235V004M01	R2055 17-4522	9A2369 20-1045	235V020H01
Video IF	B13B-18784	13B19958	201-22435 17-4531[60]	13B-21167	201-22426[3,65] 17-4503	NOT USED	235V005M01	NOT USED	9A2363[75] 17-4536	235V005H02
Ratio Det. or Quadrature	B13M-17273	13M-19257 17-3497[3]	13M-19643[61] 17-3493	13M-21644 13M-19643 17-3493	12M-22303 17-3497	13M-26988 20-1005[54]	230V007M02	R2159 20-1005	9A2367 20-1005	230V031H01[1] 20-1013
Trap	A-201-18695 20-1004		201-22585[62] 20-1049	NOT USED	201-22585 20-1049	13M-26979	V-15795-1	R9011 20-1004	9A2366 20-1004	230V030H01
Trap	NOT USED	NOT USED	201-22588 20-1047	NOT USED	201-22588 20-1047	16A-26991 20-1004	230V008M01	NOT USED	NOT USED	230V030H02
1st Sound IF	B13A-18783 17-1031[3]	13A-19514 17-1031[3]	13A-19514 17-1031[3]	201-21398 17-3400	201-22581 17-3400	13M-26979	V-15795-2	R-1635 17-3400	9A2400 17-1026	230V030H06
2nd Sound IF	NOT USED	NOT USED	201-22581 17-3400	NOT USED	NOT USED	201-23873-1 20-1020[54]	NOT USED	R2160	9A2434 17-1026	235V020H02
AM IF and FM IF	NOT USED	13B-17731 16-6770	NOT USED	NOT USED	NOT USED	NOT USED	NOT USED	NOT USED	NOT USED	NOT USED
AM IF and FM IF	NOT USED	13B-17731 16-6770	NOT USED	NOT USED	NOT USED	NOT USED	NOT USED	NOT USED	NOT USED	NOT USED
Peaking	A16A-17961	16A-19486		201-20265 19-3036	16A-22427 19-1004	16A-27202 19-3250	V-15796-1 19-3100	R1470 19-3093	36A22[76] 19-3300[10]	230V034H03 19-3125
Peaking	A16A-18685	16A-19485		16A-20970 19-3250	16A-19365 19-3500	16A-27467 19-4400	V-15480-6 19-3300	R1950	36A28[76] 19-4400[45]	230V034H04 19-3500
Peaking	A16A-18685	16A-19365 19-3500		16A-21391 19-3300	16A-20021 19-3125	16A-27466 19-3075	V-15796-3 19-3125	R1949 19-5100[11]	36A38[76] 19-4201[74]	230V019H12 19-3250
Peaking	A16A-19486			16A-20970 19-3250	16A-19486	NOT USED	V-15796-6 19-3300	NOT USED	9A2380[76] 19-1001	230V034H01 19-3330
RF Choke	A201-15608	16A-18676		16A-21656 19-3001	201-15608 19-3036	16A-26520 19-1004	NOT USED	R1431 19-6022[11]		230V019H10 19-1006
Filament Choke	A201-15609 19-3001	16A-19818 19-3001		16A-17937 19-3001	16A-17937 19-3001	16A-26985 19-1001	NOT USED	R-1670 19-1001		

Service notes may be found at the end of the AIRLINE section.

AIRLINE

PART NAME	41	42	43	44	45	46	47	48	49	50
Flyback	493V004H08 Fly-227	53X368/E/372 Fly-146	53X366/A Fly-201	53X362/C Fly-223	493V003H05 Fly-96[77]	53X386/A 53X381 Fly-224	53X389 Fly-225	53X382/A Fly-226	TR-51A Fly-137	493V007H01 Fly-268
Yoke	496V003H09 490V001H04 Y-76	9A2423 Y-76	92A2415B Y-72	C/9A2403 Y-71	490V006H01 Y-53	9A2452/C Y-71	9A2458/82 Y-71	9A2453/54/76 Y-72	L-149B Y-64	490V007H01 Y-53
Vertical Output	430V053H01 26S71	51X193 26S75[78]	51X191B 26S08	51X186/-2/2B/A 26S22	430V039H01 26S72	51X207/-1A 26S22	51X207/-1A 26S22	51X209 26S08	TR-50B 26S08	430V005H05 26S28
Vert. Blocking Oscillator	NOT USED	NOT USED	54X19 26A03	54X19/A 26A03	NOT USED	54X19/-A 26A03	NOT USED	54X19 26A03	NOT USED	NOT USED
Width Coil	NOT USED	NOT USED	NOT USED	NOT USED	NOT USED	NOT USED	NOT USED	NOT USED	NOT USED	NOT USED
Linearity	NOT USED	NOT USED	NOT USED	NOT USED	NOT USED	NOT USED	NOT USED	NOT USED	NOT USED	NOT USED
Power	NOT USED	NOT USED	NOT USED	53X369A 53X354-A 26R58	NOT USED	NOT USED	53X395A 26R106	53X383 26R106	NOT USED	NOT USED
Filament	NOT USED	NOT USED	NOT USED	NOT USED	NOT USED	NOT USED	NOT USED	NOT USED	NOT USED	NOT USED
Focus Coil	NOT USED	NOT USED	NOT USED	NOT USED	NOT USED	NOT USED	NOT USED	NOT USED	NOT USED	NOT USED
Audio Output	430V031H01 26S58[67]	51X192 24S48	51X185 24S48	51X176 24S51	430V038H01[84] 24S52	51X206A 24S48	51X206A[86] 24S48	51X208 24S48	AT-52 24S53	430V088H01 22S61
Choke	430V032H01[79] 430V032H04 26C79	52X102 26C79	52X95-7 26C79	52X95-5/-10 26C79	430V032H01 430V064H01 26C79	52X95-10/-11 26C79	52X95-10/-11 26C79	52X104 26C78	FC-5B 26C76	430V064H01 26C79
Horizontal Oscillator	230V005A01	SEE RINGING COIL	9A2416 HS-7	9A2371 HS-7	230V032H01 HS-16	9A2371 9A2466/81 HS-7	9A2371 9A2466/81 HS-7	9A2481 S-38A1003 HS-7	SEE RINGING COIL	SEE RINGING COIL
Horizontal Ringing Coil		9A2430 HS-5	9A2372/1 HS-8	9A2372 HS-8	NOT USED	9A2372/-F HS-8	9A2372/-F HS-8	9A2372 HS-8	L-156 HS-5	230V032H01 HS-16
Antenna Input (Balun)			9A2417						L-157	
Video IF	235V004H01	9A2427 17-4534	9A2365 17-4534	9A2365 17-4534	235V021H01	9A2444	9A2444	9A2365 17-4534	L-150	235V049H01
Video IF	235V004H01	9A2390	9A2370 17-4514	9A2363 17-4536	235V020H01	9A2435	9A2435	9A2363 17-4536	L-103	235V048H01 17-3419
Video IF	235V005H02	9A2428	9A2363 17-4536	9A2414 17-4535	235V020H01	9A2436 17-4535	9A2436 17-4535	9A2414[73] 17-4535	L-165 17-5003	235V048H02 17-3419
Video IF	235V022H01 235V003H01	NOT USED	9A2414 17-4535	9A2370 17-4514	235V005H01	NOT USED	NOT USED	9A2370 17-4514	L-152	NOT USED
Ratio Det. or Quadrature	230V007H03	9A2426 20-1005[73]	9A2367 20-1005	9A2367 20-1005	230V031H01 20-1013	9A2367 20-1005	9A2367 20-1005	9A2367 20-1005	L-110A 17-1031[82]	230V031H01 20-1013
Trap	230V008H01	9A2425 20-1020[68]	9A2366 20-1004	9A2369 20-1045	230V042H01 230V030H01	9A2366 20-1004	9A2366 20-1004	9A2369 20-1045	NOT USED	230V069H02 230V076H02
Trap			9A2369 20-1045	9A2413 17-3400	230V030H02	NOT USED	NOT USED	9A2461 17-4538	NOT USED	230V076H01 230V030H01
1st Sound IF	V-15795-2	9A2425 20-1020	9A2434 17-1026	9A2383 9A2434 17-1026	230V030H02	9A2434 17-1026	9A2434 17-1026	9A2434 17-1026	L-154	230V083H01
2nd Sound IF	V-15795-2	9A2429	NOT USED	9A2368 17-3495	230V033H01	9A2434B 17-1026	9A2434B 17-3495	9A2368	L-167	235V046H01
AM IF and FM IF	NOT USED	NOT USED	NOT USED	NOT USED	NOT USED	NOT USED	9A2469 9A2470 16-6758	NOT USED	NOT USED	NOT USED
AM IF and FM IF	NOT USED	NOT USED	NOT USED	NOT USED	NOT USED	NOT USED	9A2440 16-3487	9A2440 16-3487	9A2440 16-3487	9A2440 16-3487
Peaking	V-15796-1 19-3100	36A47 19-4950	36A12 19-4160	36A40 19-4073[76]	230V034H02 19-3100	9A2375 19-3036	9A2375 19-3036	9A2375 19-3036	9A2375 19-3036	230V034H05 19-4201
Peaking	230V010H09 19-3500	36A46 19-4400[11]	36A36 19-3100	36A39 19-3250	230V034H04 19-3500	36A22 19-3300[18]	36A22 19-3300[18]	36A16 19-3075[12]	L-162	230V034H03 19-3125
Peaking	230V019H12 19-3250	36A48 19-3160[18]	36A43 19-3160	36A41 19-3100[80]	230V034H05 19-4201	36A27 19-3330	36A27 19-3330	36A49 36A2 19-3180	L-163	230V034H04 19-3500
Peaking	230V010H02 19-3180	NOT USED	36A2 19-3180	36A43 19-3160[81]	230V034H04 19-3500	36A45 19-3275[5]	36A45 19-3275[5]	36A34 19-4400	NOT USED	NOT USED
RF Choke	230V019H10 19-1006	9A2432		9A2380 19-1001	230V019H10 19-1006			9A2380 19-1001	L-160 19-1005	230V019H15
Filament Choke										

Service notes may be found at the end of the AIRLINE section.

PART NAME	51	52	53	54	55	56	57	58	59	60
Flyback	53X390 53X397/A Fly 244	53X398/A/C/F Fly 146	53X394 Fly 226	53X399 Fly 225	493V007H02 Fly 268	53X400/-A	TR-53 Fly 175[88]	53X401	53X397/A Fly 244	53X406/D
Yoke	9A2477/A Y 72	9A2485-2/B/C/F Y 73	9A2484-1 Y 72	9A2482/-1A Y 71	490V008H02 Y 53	9A2484-1 Y 72	TVL-178/-185 Y 99	9A2477-1C Y 72	9A2477-1/C Y 72	9A2514-1 Y 74
Vertical Output	51X191-2 51X223-2 26S08	51X193-2/-3 26S85	51X223-1 26S08	51X207/-1A 26S22	430V005H04 430V005H06 26S78	51X209 51X223-1 26S08	TR-26B 26S72	51X223-2A 26S08	51X224/-1 26S08[3]	51X207/-1-A 26S22
Vert. Blocking Oscillator	NOT USED	NOT USED	NOT USED	NOT USED	NOT USED	NOT USED	NOT USED	NOT USED	NOT USED	NOT USED
Width Coil	NOT USED	NOT USED	NOT USED	NOT USED	NOT USED	NOT USED	NOT USED	NOT USED	NOT USED	NOT USED
Linearity	NOT USED	NOT USED	NOT USED	NOT USED	NOT USED	NOT USED	NOT USED	NOT USED	NOT USED	NOT USED
Power	NOT USED	NOT USED	53X383 26R106	53X395/A 26R106	NOT USED	53X383/A[66] 26R106	TR-63 26R115	NOT USED	80D74-10 80C74-10	53X407A
Filament	NOT USED	NOT USED	NOT USED	NOT USED	NOT USED	NOT USED	NOT USED	NOT USED	NOT USED	NOT USED
Focus Coil	NOT USED	NOT USED	NOT USED	NOT USED	NOT USED	NOT USED	NOT USED	NOT USED	NOT USED	NOT USED
Audio Output	51X206-A 24S48	51X192-2/-3 24S48	51X208 24S48	51X220-2/-[387] 24S90	430V088H01/02 22S61	51X208/206 24S48	AT-63[72] 24S07	51X206/B 24S48	51X206 51X208 24S48	51X220-5 22S88
Choke	52X104-2 26C78	52X102-2/-3/-4 26C79	52X104/-1-A 26C78	52X95-11/-12 26C79	430V099H01 26C76	52X104-1/A 52X112-1 26C78	FC-5 26C79	52X104-1/B 26C78	52X112-1 26C78	52X95-12 26C79
Horizontal Oscillator	9A2481 HS 7	9A2515/B HS 16	9A2481 HS 7	9A2481 HS 7	SEE RINGING COIL	9A248[170] HS 7		9A2487A HS 5	9A2487/A/-1 HS 5	9A2481/-A HS 7
Horizontal Ringing Coil	9A2372 HS 8	9A2487 HS 5	9A2372 HS 8	9A2372 HS 8	230V032H01 HS 16	9A2372 HS 8	L-156 HS 5	9A2513 HS 5	NOT USED	9A2372 HS 8
Antenna Input (Balun)		3292-501								3612-1
Video IF	9A2444	9A2436 17-4535	9A2365 17-4534	9A2436 17-4535	235V069H02	9A2365 17-4534	L-152 L-150	9A2444	9A2444	9A2436 17-4535
Video IF	9A2436 17-4535	9A2390	9A2363 17-4536	9A2444	235V069H01	9A2370 17-4514	L-103 17-5002	9A2435		9A2444
Video IF	9A2483	9A2486 9A2517	9A2414 17-4535	9A2435	235V048H03 17-3419	9A2363 17-4536	L-179/-165 17-5003	9A2436 17-4535	9A2436 17-4535	9A2435
Video IF	NOT USED	NOT USED	9A2370 17-4514	NOT USED	235V049H01	9A2414 17-4535	L-154 17-349[568]	NOT USED	NOT USED	NOT USED
Ratio Det. or Quadrature	9A2367 20-1005	9A2367 20-1005	9A2367 20-1005	9A2367 20-1005	230V031H01 20-1013	9A2367 20-1005	L-110A 17-103[182]	9A2367 20-1005	9A2367 20-1005	9A2367 20-1005
Trap	9A2366 20-1004	9A2366 20-1004	9A2461 17-4538	9A2366 20-1004	230V076H01 17-3402	9A2074 17-3402		9A2366 20-1004		9A2366 20-1004
Trap	NOT USED	9A2504 17-3402	9A2074 17-3402	NOT USED	230V030H02	9A2461 17-4538	NOT USED	NOT USED	NOT USED	NOT USED
1st Sound IF	9A2434 17-1026	9A2434 17-1026	9A2434 17-1026	9A2434 17-1026	230V083H01	2A2368 17-3495	L-167	9A2434 17-1026	9A2434 17-1026	9A2434 17-1026
2nd Sound IF	NOT USED	NOT USED	9A2368 17-3495	NOT USED	235V046H01	2A2434 17-1026	NOT USED	NOT USED	NOT USED	NOT USED
AM IF and FM IF	NOT USED	NOT USED	NOT USED	NOT USED	NOT USED		LI-19 16-6758			9A2508 16-6758
AM IF and FM IF	NOT USED	NOT USED	NOT USED	NOT USED	NOT USED		LI-32			9A2491 16-6758
Peaking	9A2375 19-3036	36A22 19-330[018]	9A2375 19-3036	9A2375 19-3036			L-162 19-318[011]	L-162 19-3660	36A5 19-3660	36A22 19-330[018]
Peaking	36A50 19-3250	36A28 19-440[045]	36A34 19-4400	36A22 19-330[018]			L-163 19-4950	36A53 19-3660	9A2375 19-3036	36A27 19-3300
Peaking	36A19 19-3125	36A19 19-3125	36A16 19-307[512]	36A27 19-3300				36A56	36A2 19-3180	36A45 19-327[5]
Peaking	36A44 19-4201	NOT USED	36A49 36A2 19-3180	36A45 19-327[5]				36A54 19-3500	36A52 19-3375	9A2380 19-1001
RF Choke	9A2380 19-1001	9A2380 19-1001	9A2380 19-1001	9A2380 19-1001			L-160 19-1005	9A2380 19-1001		9A2432 19-1006
Filament Choke										

Service notes may be found at the end of the AIRLINE section.

PART NAME	61	62	63	64	65	66	67	68	69	70
Flyback	53X398/F Fly 146	TR-73 Fly 137	TR-53 Fly 175[88]	493V011H01	53X412-2(A) 53X413/-A	112820 Fly 273	TR-72 Fly 14992	TR-79	TR-73 Fly 137	113382
Yoke	9A2544-1/B Y 73	TVL-192 L-192 Y 64	TVL-178/A L-178 Y 99	490V011H01 Y 102[95]	9A2514-2 9A2514-002C Y 74	109457 Y 107	TVL-186 L-186 Y 100	L-197 Y 101	L-192 Y 64	109457 Y 107
Vertical Output	51X233-1[78] 26S23	TR-50A 26S08	TR-26B 26S72	430V039H05 26S71	51X207-2(A) 26S22	112821 26S86	TR-36A 26S85	TR-78/A 26S85	TR-77 26S08	113390 26S86
Vert. Blocking Oscillator	NOT USED	NOT USED	NOT USED	NOT USED	NOT USED	NOT USED	NOT USED	NOT USED	NOT USED	NOT USED
Width Coil	NOT USED	NOT USED	NOT USED	NOT USED	NOT USED	NOT USED	NOT USED	NOT USED	NOT USED	NOT USED
Linearity	NOT USED	NOT USED	NOT USED	NOT USED	NOT USED	112875	NOT USED	NOT USED	NOT USED	112875 NOT USED
Power	NOT USED	TR-52A 26R123	TR-52A 26R123		53X415/A[90] 26R106	112845 26R150	NOT USED	NOT USED	NOT USED	113383 906153-501
Filament	NOT USED	NOT USED	NOT USED	NOT USED	NOT USED	NOT USED	NOT USED	NOT USED	NOT USED	NOT USED
Focus Coil	NOT USED	NOT USED	NOT USED	NOT USED	NOT USED	109264	NOT USED	NOT USED	NOT USED	113640
Audio Output	51X192-4 26S48	AT-63 24S07	AT-63 24S07	430V128H01 22S61[3]	51X220-4[89] 24S90	112822 26S48	AT-67[93] 26S50	24S53	AT-52A 24S53	112822 961429-7 26S48
Choke	52X102-4 26C79	FC-18 26C79	FC-18 26C79	430V064H01 26C79	52X95-13 26C79	112829 26C81	FC-9 26C77	FC-23 26C78	FC-5 26C79	112829 26C81
Horizontal Oscillator	9A2515 HS 16	L-156 HS 5	L-156 HS 5	230V032H01 HS 16	9A2515 HS 16	112866	L-132A HS 5	L-132A HS 5	L-156 HS 5	112866
Horizontal Ringing Coil	NOT USED	NOT USED	NOT USED	NOT USED	NOT USED	NOT USED	NOT USED	NOT USED	NOT USED	NOT USED
Antenna Input (Balun)										
Video IF	9A2530 9A2547	L-150 17-5001[13]	L-150	235V049H02	9A2541	109252	L-179 17-5003[13]	L-179	L-179	109252
Video IF	9A2528 9A2545	L-103 17-5002	L-103 17-5002	235V048H04 17-3419	9A2540	109253	L-171	L-171	L-171	113547
Video IF	9A2525	L-165 17-5003	L-165 17-5003	235V094H02	9A2539	112879	L-170	L-152	L-170	112879
Video IF	NOT USED	L-50	L-152		9A2542	112871	NOT USED	NOT USED	NOT USED	112871
Ratio Det. or Quadrature	9A2526	L-110C 17-1031[82]	L-110C 17-1031[82]	230V031H01 20-1013	9A2526	106383 20-1008	L-110B 17-1031[82]	L-110B 17-1031[82]	L-110B 17-1031[82]	106383 20-1008
Trap	9A2529	NOT USED	NOT USED	230V076H01	9A2529	109255	NOT USED	NOT USED		109255
Trap	NOT USED	NOT USED	NOT USED		NOT USED	105295	NOT USED	NOT USED		105295
1st Sound IF	9A2527 17-1075	L-154 17-3495[68]	L-154 17-3495[68]	235V076H02	9A2527 17-1075	109261 20-1010	L-154 17-3495[68]	L-188 17-3495	L-154 17-3495[68]	109261 20-1010
2nd Sound IF	NOT USED	L-167	L-167	235V046H01	NOT USED	112870	L-167	L-167	L-167	112870
AM IF and FM IF	NOT USED	NOT USED	NOT USED		9A2508 16-6758	CHROMA COILS See Note 81	NOT USED	NOT USED	NOT USED	CHROMA COILS See Note 81
AM IF and FM IF	NOT USED	NOT USED	NOT USED		9A2491 16-6758		NOT USED	NOT USED	NOT USED	
Peaking	36A94-1 19-4201	L-191 19-3300	L-128	230V117H02 19-1031	36A94-8	101819 19-3036	L-128	L-128	L-128	113404
Peaking	36A94-2 19-3660	L-189 19-4400	L-126 19-4160	230V034H04 19-3500	36A94-9 19-3300	77842 19-3075	L-126 19-4160	L-126 19-4160	L-126 19-4160	101819 19-3036
Peaking	36A94-3 19-3330	L-190 19-3125	L-127 19-3375		36A94-10 19-4201	109840 19-3060			L-127 19-3375	103037 19-3375
Peaking	9A2380 19-1001	L-133 19-1006			9A2380 19-1001	100131 19-3125				113388 109257 19-3600
RF Choke	9A2432 19-1006	L-164 19-1001		230V019H15 19-1006			L-133 19-1006	L-133 19-1006	L-133 19-1006	
Filament Choke										

Service notes may be found at the end of the AIRLINE section.

PART NAME	71	72	73	74	75	76	77			
Flyback	53X398/F Fly 146	493V010H02	53X408/-2 Fly 225[94]	493V016H01	53X398/F Fly 146	493V015H01	53X397-2 Fly 244			
Yoke	9A2544-2 Y 73	490V008H03 Y 53	9A2522/-1 9A2522-00-/C Y 104	490V008H03 Y 53	9A2544-1 9A2544-001B Y 73	490V011H01 Y 102[95]	9A2477-001/E Y 72			
Vertical Output	51X233-1B/-2 26S23	430V039H07/01 26S72	51X229-1 51X0229-001A 26S30	430V005H04/09 26S28	51X233-1 51X0233-001B 26S23	430V039H05 26S71	51X0223-003 26S08			
Vert. Blocking Oscillator	NOT USED	NOT USED	NOT USED	NOT USED	NOT USED	NOT USED	NOT USED			
Width Coil	NOT USED	230V118H01	NOT USED	230V065H03	NOT USED	NOT USED	NOT USED			
Linearity	NOT USED	230V118H01	NOT USED	NOT USED	NOT USED	NOT USED	NOT USED			
Power	NOT USED	NOT USED	NOT USED	NOT USED	NOT USED	NOT USED	NOT USED			
Filament	NOT USED	410V040H01 21F21	NOT USED	NOT USED	NOT USED	NOT USED	54X0024-001 21F21[3]			
Focus Coil	NOT USED	NOT USED	NOT USED	NOT USED	NOT USED	NOT USED	NOT USED			
Audio Output	51X192-3 26S48	430V123H01 24S64	51X235/-1 51X0235-000/01 24S53	430V088H05/06 24S60[3]	51X192-4 51X0192-004 24S48	430V150H01 430V0145H01 22S61[67]	51X0192-005 24S48			
Choke	52X102-4 26C79	430V121H01/02 26C77	52X102-3 52X0102-003 26C79	430V121H01/02 26C77	52X102-4 52X0102-004A 26C79	430V0134H01 430V064H01 26C77	52X0112-003 26C78			
Horizontal Oscillator	9A2515/B HS 16	230V032H01 HS 16	9A2515/-000 HS 16	230V032H01 HS 16	9A2515/B HS 16	230V032H01 HS 16	9A2515-001 HS 16			
Horizontal Ringing Coil	NOT USED	NOT USED	NOT USED	NOT USED	NOT USED	NOT USED	NOT USED			
Antenna Input (Balun)										
Video IF	9A2436 17-4535	235V049H01	9A2547/-001	235V049H01	9A2547	235V049H02	9A2541-001			
Video IF	9A2444	235V048H01 17-3419	9A2545/-001	235V048H01 17-3419	9A2545	235V048H04 17-3419	9A2540-001			
Video IF	9A2497	235V048H04 17-3419	9A2525/-001	235V048H04 17-3419	9A2525	235V094H05 17-3419	9A2539-001			
Video IF	NOT USED	235V094H04	NOT USED	235V116H01	NOT USED	NOT USED	9A2542-001			
Ratio Det. or Quadrature	9A2367 20-1005	230V031H01 20-1013	9A2526/-001	230V031H01 20-1013	9A2526	230V031H01 20-1013	9A2526-001			
Trap	9A2366 20-1004	230V069H02 230V076H01/02	9A2529/-001	230V076H02/01	9A2529	230V076H01/04	9A2529-001			
Trap	NOT USED	230V030H01/09		230V030H09	NOT USED	NOT USED				
1st Sound IF	9A2434 17-1026	230V083H01	9A2527/-001 17-1075	230V083H01	9A2527 17-1075	235V046H01	9A2527-001 17-1075			
2nd Sound IF	NOT USED	235V046H01	NOT USED	230V046H01	NOT USED	NOT USED	NOT USED			
AM IF and FM IF	NOT USED	NOT USED	NOT USED	NOT USED	NOT USED	NOT USED	NOT USED			
AM IF and FM IF	NOT USED	NOT USED	NOT USED	NOT USED	NOT USED	NOT USED	NOT USED			
Peaking	36A5 19-3660	230V034H16 19-3125	36A094-001 19-4201	230V034H03 19-3125	36A94-1 19-4201	230V117H03 19-1031	36A0094-008			
Peaking	36A2 19-3180	230V117H01	36A094-002 19-3660	230V034H02 19-3100	36A94-2 19-3660	230V034H04 19-3500	36A0094-009 19-3300			
Peaking	36A52 19-3375		36A094-003 19-3330	230V034H04 19-3500	36A94-3 19-3330		36A0094-010 19-4201			
Peaking	36A12 19-4160									
RF Choke	9A2432 19-1006			230V019H10 19-1006	9A2432 19-1006	230V019H15 19-1006	9A2432-001 19-1006			
Filament Choke										

Service notes may be found at the end of the AIRLINE section.

1 Original terminals 3 - 2 - 1
new terminals 4 - 3 - 1
2 May require use of original network.
3 Mounting difference.
4 Connect as autoformer.
5 Parallel with 5.6 K resistor.
6 Used in some models - R-1140 replaced by 19-3300[7].
7 Parallel with 8.2 K resistor.
8 N9825 and N9807 used in a few models replaced by 19-1001.
9 Horizontal waveshaping coil.
10 R1431 used in a few models replaced by 19-6033[11].
11 Parallel with 4.7 K resistor.
12 Parallel with 1.5 K resistor.
13 Disregard Secondary
14 R-2065 (RF Choke) replaced by 19-1001.
15 C-9.242 used in model 05GCB-3019A replaced by Y 5.
16 Original terminals 8 - 7 - 5 - 3 Connect WC 20 to terminals.
new terminals 9 - 7 - 4 - 1 "T" and "I" of Fly 24 - secondary to AGC.
17 Jumper terminals 1 and 3, use original rear cover.
18 Parallel with 22 K resistor.
19 MW22E63 used in chassis 05GSE-3037A replaced by 26S14.
20 MW22E56 used in a few models replaced by 26R95.
21 MW30E164-5 and MW30E176 used in a few models replaced by Y 5.
22 20E858/59/60 and 20E782 used in a few models - no replacement.
23 20E363-20 used in a few models replaced by 19-4500.
24 51X139 used in a few models replaced by 24S52.
25 9A2034/30 (FM-IF) replaced by 16-3487, 9A1970 (Ratio Detector) replaced by 17-3487.
26 Discriminator transformer.
27 Use instruction sheet #3 & 5A packaged with unit.
28 51X134 used in a few models replaced by 24S48.
29 9A2060/61 (FM-IF) replaced by 16-3487, 9A2065 (AM - Oscillator coil) replaced by 14-1073.
30 Has many alternates - replace all with Y 7[2].
31 Use original slug or remount.
32 53X290 used in chassis 15WG-3050A/B replaced by 26R36.
33 51X134 used in a few models replaced by 24S48.
34 9A2225 used in a few models replaced by 17-1004.
35 9A2226 used in a few models replaced by 17-1002.
36 51X159 used in a few models replaced by 26S53[4].
37 53X333 used in a few models replaced by 26R34, 53X331 replaced by 26R20. 53X332 replaced by 26R89, 53X291 replaced by 22R38.
38 51X134 used in radio chassis replaced by 24S48.
39 53X324 used in a few models replaced by 26R93.
40 36A12 replaced by 19-4160, 36A2 replaced by 19-3180.
41 When replacing 53X330 use instruction packaged with unit.
When replacing 53X346 connect as follows:
Original terminals 6 - 5 - 4 - 3 - 2 - 1 - A - G
new terminals 13 - 10 & 11 - 6 - 4 - 2 - 1 - 9 - 8
42 9A2074, 9A2336 replaced by 20-1004.
43 9A2230 used in WG-50002A replaced by 17-1063, 9A2333 used in this model - no replacement.
44 Original terminals 6 - 4 - 4 - 3 - 1 - A - G
new terminals 13 - 10 & 11 - 6 - 5 - 1 or 2 - 9 - 8
45 Parallel with 6.8 K resistor.
46 Parallel with 2.7 K resistor.
47 53X176 used in some models replaced by 24S51.
48 Connect same as original except connect original #4 to new #8.
49 Connect Yoke #2 to Flyback #2.
Connect Yoke #7 to Flyback #6.
Jumper Yoke terminals #5 & #7.
Use original rear cover damping network.
50 9A2385/-1 used in some models replaced by Y 76.
51 Parallel 6.3 volt windings.
52 36A34 replaced by 19-4400.
53 Model 84HA2007A/B/C only.
54 Mount in original can.
55 16A-22923 replaced by 19-6022, 201-20265 replaced by 19-3036.
56 Parallel with 5MMFD capacitor.
57 C201-18562-1, C201-18530, C201-18562, C12M-18589/-1, used in a few productions replaced by Fly 35.
58 C12M-19408, C12M-19407-1, C201-19269, C201-18843, C201-19533, 201-19817-3 used in a few models replaced by Fly 36.
59 B13M-18888 & B13M-19254 used in a few models replaced by Y 5[2].
60 Add 7 MMFD capacitor externally and 1 K resistor across primary.
61 13M-22303 used in a few models replaced by 17-3497.
62 201-20062 replaced by 17-3401.
63 Add 1000 ohm resistor in primary circuit.
64 Detune trap - add 3.9 K resistor & 470 MMFD externally.
65 Detune trap - add 15 MMFD capacitor externally - 201-22435 replaced by 17-4531[60].
66 53X383-2 used in a few models - no replacement.
67 Use original channel frame and terminal board.
68 Add capacitor externally.
69 493V004H04, 493V004H06, 493V004M06 used in some models replaced by Fly 95.
70 9A2513 used in a few models replaced by HS 5.
71 Use 8:1 turns ratio, connect screen grid of vertical output tube to B+
72 AT-67 replaced by 26S50, AT-72 replaced by 24S63.
73 Add resistance externally.
74 Parallel with 470 ohm resistor.
75 9A2414 replaced by 17-4534[73], 9A2370 replaced by 17-4514, 9A2435, 9A2436, 9A2444, 9A2390/91 - no replacement.
76 36A12 replace with 19-4160[18], 36A33 replace with 19-3250[46].
77 Connect same as original except connect original #5 to new #4.
78 51X193-2 alternately replaced by 26S85.
79 430V064H01 used in some models replaced by 26C77.
80 Parallel with 390 ohm resistor.
81 Parallel with 3.9 K resistor.
82 Parallel with 100 K resistor.
83 Use original mounting plate.
Connect original #7 to new #6.
" " #6 " " #4.
" " #4 " " #T.
" " #3 " " #3.
84 430V045H01 alternate part number replaced by 26S48.
85 Remove jumper from Yoke #3 & #6. Use original rear cover.
86 51X220-1 used in some models replaced by 24S90.
87 51X206B used in some models replaced by 24S48.
88 Connect original #4 to new #5.
" " #5 " #6
" " #6 " #7
" " #7 " #8
" " #8 " #3
" " #2 " #2
" " #1 " #1
89 51X192-4 used in some models replaced by 24S48.
51X220-5 used in some models replaced by 22S88.
90 53X404/B used in radio chassis replaced by 26R47[3].
53X407/B used in radio chassis - no replacement.
91 Chroma Coils 112872, 112874, 112869, 112873, 112877 - no replacement.
92 Use original mounting bracket and connect as follows:
TR 72 5 - 6 - 7 - 8
Fly 149 1 - 2 - 3 - 4
93 AT-62 used in some models replaced by 22S87.
94 Cut and trim terminal board, add a capacitor (approximately 150 MMFD, 6 KV) across terminals 1 & 3, use original filament lead.
95 Remove plug and connect same as in original circuit.

ANDREA

PARTS LIST

MFR'S. PART	REPLACEMENT
SA-278	19-3001
SA-280	19-3036
SA-284	
SA-285	19-4201
SA-286	19-3180
SA-287	20-1021
SA-289-1	17-1011
SA-290-1	17-1002
SA-291-1	17-1001
SA-292-1/-2	17-1001
SA-297-1	14-1071
SA-298-1	14-1073
SA-307	HS-1
SA-309A	16-6758
SA-310D	16-6758
SA-311	17-1043
SA-312	17-1011
SA-313	17-1012
SA-314	WC-11
SA-315	WC-14
SA-315-1	WC-14
SA-316	19-1002
SA-323	WC-16
SA-326	
SA-327	17-1043[3]
SA-328	17-3401
SA-329	17-1011
SA-330	19-1003
SA-331	17-1001

MFR'S. PART	REPLACEMENT
SA-332	17-1020
SA-333	17-1002
SA-334	17-1001
SA-335/-1	HS-9
SA-336	WC-11
SA-339	WC-23
SA-340	WC-17
SA-341	19-1005
SA-342	14-1073
SA-343A	16-6758
SA-344D	16-6758
SA-346	WC-17
SA-348	see note 21
SA-349	19-3093
SA-350	19-3300
SA-351	17-3497
SA-352	17-1031
SA-353	17-3495
SA-355	17-4503
SA-356	
SA-357	
SA-358	
SA-360	
SA-361	WC-18
SA-362	19-1002
SA-364	19-3250
SA-366	WC-18
SA-367	17-4503[1]
SA-368	17-4531[1]

MFR'S. PART	REPLACEMENT
SA-369	17-4501
SA-370	17-4531[1,15]
SA-371	17-4531
SA-372	19-3500
SA-373	17-3495[23]
SA-374	17-3497
SA-377/A	17-4535
SA-377B	
SA-378/-1	17-4522
SA-379	17-4522
SA-380	17-5004
SA-381	
SA-382	19-3500
SA-390	17-5004
SA-391/A	19-3300
SA-392	19-4400
SA-393	WC-18
SA-394	WC-22
SA-395	HS-5
SA-396	
SA-397	20-1004
SA-398	19-3180
SA-399	17-3495
SA-400	17-3497
SA-401	19-1004
SA-418	WC-22
SA-421	17-3495
SA-422	17-3497
ST-3009	Fly-1

MFR'S. PART	REPLACEMENT
ST-3010[3]	24S86
ST-3010[3]	26S53
ST-3013	Y-3
ST-3014-2	
ST-3016	20C53
ST-3017	20C49[1]
ST-3018	Fly-1
ST-3018-1	Fly-1
ST-3019	26R86
ST-3020	26A04
ST-3021	20C53
ST-3022	26R45[18]
ST-3022-1	26R45[18]
ST-3023	26R86
ST-3023-1	26R86
ST-3025/-1	26S53
ST-3026	
ST-3027	Fly-4
ST-3028	Y-5
ST-3029	26A04
ST-3030	26S51
ST-3031	20C49[1]
ST-3032	
ST-3033	
ST-3034	Y-3
ST-3035	
ST-3036	
ST-3037	Y-5
ST-3038	26C42[3]

MFR'S. PART	REPLACEMENT
ST-3039	
ST-3040	26S54
ST-3040/-1	26S54
ST-3041	26R86
ST-3042	Fly-5[5]
ST-3043	Y-7
ST-3044	FC-1
ST-3049	Y-7[8]
ST-3050	Fly-12
ST-3051	Fly-24
ST-3052	20C49
ST-3053/54	
ST-3055	
ST-3056	Fly-24
ST-3057	26A04
ST-3058	26S54
ST-3059	26S48
ST-3061	26S49
ST-3062	26R40
ST-3063	Fly-16[1,11]
ST-3064	26S71
ST-3065	26C44
ST-3066	Y-16[8,12]
ST-3066A	Y-16[8,12]
ST-3068	26A04
ST-3070	24S92
ST-3082-1	26R91
ST-3083	Y-16[8,12]
ST-3084	26A04

MFR'S. PART	REPLACEMENT
ST-3085	Fly-16[16]
ST-3086	26S53[20]
ST-3087	
ST-3095-1	Fly-150[22]
ST-3095-2	Fly-150[22]
ST-3096	Y-52[8,12]
ST-3097-1	26S14
ST-3098	
ST-3099	26C92
ST-3104	26S49
ST-3105	26R88[24]
ST-3106	
ST-3107	26C44
SL-4005	24S49
SL-4006	24S49
SL-4009	24S52
SL-4010	24S52[1]
SL-4011	26S48[1]
SL-4012	24S52[1]
SL-4013	24S52[3,7]
SL-4014	24S52
SUB-13	
1C42-G1	26C82[1]
1091C-2	
1-110	16-6758
1106B-1	16-3487
1106B-2	17-3498

MODEL INDEX

MODEL	COLUMN NUMBER
B2LB-VQ21	10
BC-VL17	3
BLB-VP21-110	11
BT-VK12	1
BT-VL17	3
BT-VP21-110	11
C-VK19	2
C-VL17	3
C-VM21	6
C-VN21	9
C-VO21	8

MODEL	COLUMN NUMBER
C-VP21	8
C-VQ21	10
C-VQ21-110	12
CO-VK15/16	2
CO-VL16	5
CO-VL19	5
CO-VM21	6
CO-VP21	8
COVK-125	1
CVK-126	1
CVL-16	5

MODEL	COLUMN NUMBER
E2LB-VQ21	10
ET-VP21-110	11
F2LB-VQ21	10
FLB-VP21-110	11
FT-VP21-110	11
LB-VP21	10
LB-VP21-110	11
LB-VQ21	10
LB-VQ21-110	12
LB-VR121	13

MODEL	COLUMN NUMBER
LB-VR-121(50)	13
LB-VR121-1	13
LB-VR121-1(50)	13
MC-VO21	8
MC-VP21	8
MC-VQ21	10
MC-VQ21-110	12
MLB-VQ21-110	12
T-VK12	1
T-VL16	5

MODEL	COLUMN NUMBER
T-VL17	3
T-VM21	6
T-VN21	9
T-VO21	8
T-VP21	8
T-VP21-110	11
T-VQ21	10
T-VR121	13
T-VR121(50)	13
TVK-127B/M	1

MODEL	COLUMN NUMBER
TVL-12	7
2C-VL17	3
2C-VL20	4
2C-VM21	6
2C-VN21	9
2LB-VP21	8
2LB-VQ21	10
2LB-VQ21-110	12
2LB-VR121-2	13
2LB-VR121-2(50)	13

CHASSIS INDEX

CHASSIS	COLUMN NUMBER
VK12	1
VK1516	2
VL12	7
VL16	5

CHASSIS	COLUMN NUMBER
VL17	3
VL19	5
VL20	4
VM21	6

CHASSIS	COLUMN NUMBER
VN21	9
VO21	8
VP21	8
VP21-110	11

CHASSIS	COLUMN NUMBER
VQ21	10
VQ21-110	12
VR-121	13

CHASSIS	COLUMN NUMBER
VR-121-1	13
VR-121-1(50)	13
VR-121-2	13

CHASSIS	COLUMN NUMBER
VR-121-2(50)	13
VR-321	13
VR-321(50)	13

Service notes may be found at the end of the ANDREA section.

ANDREA

PART NAME	1	2	3	4	5	6	7	8	9	10
Flyback	ST-3018[2] Fly-1	ST-3027 Fly-4	ST-3042 Fly-5[5]	ST-3050 Fly-12	ST-3036	ST-3051 Fly-24	ST-3018-1 Fly-1	ST-3063 Fly-16[1, 11]	ST-3056 Fly-24	ST-3085 Fly-16[16]
Yoke	ST-3013 Y-3	ST-3028 Y-5	ST-3043 Y-7	ST-3049 Y-7[8]	ST-3037 Y-5	ST-3049 Y-7[8]	ST-3034 Y-3	ST-3066/A Y-16[8, 12]	ST-3049 Y-7[8]	ST-3083 Y-16[8, 12]
Vertical Output	ST-3010[3] 24S86	ST-3010[3] 26S53	ST-3040 26S54	ST-3040 26S54	ST-3025/-1 26S53	ST-3040/-1 26S54	ST-3030 26S51	ST-3064 26S71	ST-3058 26S54	ST-3086 26S53[20]
Vert. Blocking Oscillator	ST-3020 26A04	ST-3020 26A04	ST-3029 26A04	ST-3029 26A04	ST-3029 26A04	ST-3029 26A04	ST-3029 26A04	ST-3068 26A04	ST-3057 26A04	ST-3084 26A04
Width Coil	SA-314 WC-11	SA-326	SA-346 WC-17	SA-346 WC-17	SA-339 WC-23	SA-361 WC-18	SA-336 WC-11	SA-366 WC-18	SA-366 WC-18	SA-393 WC-18
Linearity	SA-315 WC-14	SA-323 WC-16	SA-340 WC-17	SA-340 WC-17	SA-340 WC-17	NOT USED	SA-315-1 WC-14	NOT USED	NOT USED	SA-394 WC-22[1]
Power	ST-3019 26R86	ST-3023/-1[18] 26R86	ST-3041 26R86	ST-3041 26R86	ST-3035	ST-2053/54	ST-3033	ST-3062 26R40	ST-3055	ST-3082-1 26R91
Filament	NOT USED	NOT USED	NOT USED	NOT USED	NOT USED	NOT USED	NOT USED	NOT USED	NOT USED	NOT USED
Focus Coil	ST-3014-2	ST-3026	ST-3044 — FC-1	ST-3039	ST-3039	NOT USED	ST-3032	ST-3032	ST-3032	NOT USED
Audio Output	SL-4005/6 24S49	SL-4005/6 24S49	SL-4011[6] 26S48[1]	SL-4011 26S48	SL-4010/12[7] 24S52[1]	SL-4014[10] 24S52	SL-4009 24S52	ST-3061 26S49	ST-3059[7] SL-4014 26S48	ST-3070 24S92
Choke	ST-3016 26C84	ST-3017[19] 20C49[1]	ST-3031 20C49[1]	ST-3031 20C49[1]	ST-3038 26C42[3]	ST-3052 20C49	ST-3031 20C49[1]	ST-3065[13] 26C44	ST-3052 20C49	ST-3087
Horizontal Oscillator	SA-307 HS-1	SA-307 HS-1	SA-335 HS-9	SA-335 HS-9	SA-335 HS-9	SA-335 HS-9	SA-335 HS-9	SA-335 HS-9	SA-335 HS-9	SEE RINGING COIL
Horizontal Ringing Coil	NOT USED	NOT USED	NOT USED	NOT USED	NOT USED	NOT USED	NOT USED	NOT USED —	NOT USED	SA-395 HS-5
Antenna Input (Balun)	NOT USED	NOT USED	SUB-13	SUB-13	SUB-13		NOT USED	15-1082	NOT USED	15-1082
Video IF	SA-289-1 17-1011	SA-289-1 17-1011	SA-331 17-1001	SA-331 17-1001	SA-331 17-1001	SA-355 17-4503	SA-331 17-1001[1]	SA-377/A 17-4535	SA-367 17-4503[1]	SA-377A 17-4535
Video IF	SA-290-1 17-1002	SA-290-1 17-1002	SA-332 17-1020	SA-332 17-1020	SA-332 17-1020	SA-357	SA-332	SA-378 17-4522	SA-368 17-4531[1]	SA-378-1 17-4522
Video IF	SA-291-1 17-1001	SA-291-1 17-1001	SA-333 17-1002	SA-333 17-1002	SA-333 17-1002	SA-358	SA-333 17-1002[1]	SA-379 17-4522	SA-369 17-4501	SA-379 17-4522
Video IF	SA-287[4] 20-1021	SA-287[4] 20-1021	SA-334 17-1001	SA-334 17-1001	SA-334 17-1001	SA-360	SA-334 17-1001	SA-380 17-5004	SA-370 17-4531[1, 15]	SA-390 17-5004
Ratio Det. or Quadrature	SA-311 17-1043	SA-311 17-1043	SA-327 17-1043[3]	SA-327 17-1043[3]	SA-327 17-1043[3]	SA-351 17-3497	SA-327 17-1043	SA-374 17-3497	SA-374 17-3497	SA-400 17-3497
Trap	SA-287 20-1021	SA-287 20-1021	SA-287 20-1021	SA-287 20-1021	SA-287 20-1021	SA-356	SA-287 20-1021	SA-373	SA-373	SA-381 20-1049
Trap	NOT USED	NOT USED	SA-328 17-3401	SA-328 17-3401	SA-328 17-3401	SA-328 17-3401	SA-328 17-3401	SA-381 20-1049	NOT USED	SA-397 20-1004
1st Sound IF	SA-312 17-1011	SA-312 17-1011	SA-329 17-1011	SA-329 17-1011	SA-329 17-1011	SA-353 17-3495	SA-329 17-1011	SA-373	SA-373	SA-396
2nd Sound IF	SA-313 17-1012	SA-313 17-1012	NOT USED	NOT USED	NOT USED	SA-352 17-1031	NOT USED	NOT USED	NOT USED	SA-399 17-3495
AM IF and FM IF	SA-309-A 16-6758	SA-309-A 16-6758	SA-343A 16-6758	SA-343A 16-6758	SA-343A 16-6758	SA-343A 16-6758	NOT USED	1091C-2[14]	NOT USED	NOT USED
AM IF and FM IF	SA-310-D 16-6758	SA-310-D 16-6758	SA-344D 16-6758	SA-344D 16-6758	SA-344D 16-6758	SA-344D 16-6758	NOT USED	1-110[14] 16-6758	NOT USED	NOT USED
Peaking	SA-284	SA-284	SA-284	SA-284	SA-284	SA-349 19-3093	SA-284	SA-349 19-3093	SA-372 19-3500	SA-349
Peaking	SA-285 19-4201	SA-285 19-4201	SA-285 19-4201	SA-285 19-4201	SA-285 19-4201	SA-350 19-3300	SA-286 19-3180	SA-350 19-3300	SA-350 19-3300	SA-391A[17] 19-3300
Peaking	SA-286 19-3180	SA-286 19-3180	SA-286 19-3180	SA-286 19-3180	SA-286 19-3180	SA-285 19-4201	SA-285 19-4201	SA-364 19-3250	SA-364 19-3250	SA-398 19-3180
Peaking	NOT USED	NOT USED	NOT USED	NOT USED	NOT USED	SA-364 19-3250	NOT USED	NOT USED	SA-285 19-4201	SA-392 19-4400
RF Choke	SA-280 19-3036	SA-280 19-3036	SA-341 19-1005	SA-341 19-1005	SA-341 19-1005	SA-348/49 19-3093	SA-278 19-3001	NOT USED	SA-341 19-1005	SA-401 19-1004
Filament Choke			SA-330 19-1003	SA-330 19-1003	SA-330 19-1003	SA-362 19-1002	SA-280 19-3036	NOT USED	SA-316 19-1002	

Service notes may be found at the end of the ANDREA section.

ANDREA

PART NAME	11	12	13		
Flyback	ST-3095-1 Fly-150[22]	ST-3095-2 Fly-150[22]	ST-3095-2 Fly-150[22]		
Yoke	ST-3096 Y-52[8,12]	ST-3096 Y-52[8,12]	ST-3096 Y-52[8,12]		
Vertical Output	ST-3097-1 26S14	ST-3097-1 26S14	ST-3106		
Vert. Blocking Oscillator	NOT USED	NOT USED	NOT USED		
Width Coil	SA-348 WC-22	SA-418 WC-22	SA-418 WC-22		
Linearity	NOT USED	NOT USED	NOT USED		
Power	ST-3062 26R40	ST-3098	ST-3105 26R88[24]		
Filament	NOT USED	NOT USED	NOT USED		
Focus Coil	NOT USED	NOT USED	NOT USED		
Audio Output	ST-3061 26S49	ST-3070 24S92	ST-3104 26S49		
Choke	ST-3065 26C44	ST-3099 26C92	ST-3107 26C44		
Horizontal Oscillator	SA-335 HS-9	SEE RINGING COIL	SA-335-1 HS-9		
Horizontal Ringing Coil	NOT USED	SA-395 HS-5	NOT USED		
Antenna Input (Balun)					
Video IF	SA-377A 17-4535	SA-377B	SA-377A 17-4535		
Video IF	SA-378 17-4522	SA-378-1 17-4522	SA-378 17-4522		
Video IF	SA-379 17-4522	SA-379 17-4522	SA-379 17-4522		
Video IF	SA-380 17-5004	SA-380 17-5004	SA-380 17-5004		
Ratio Det. or Quadrature	SA-374 17-3497	SA-400 17-3497	SA-422 17-3497		
Trap	SA-381 20-1049	SA-381 20-1049	SA-381 20-1049		
Trap	SA-373 17-3495[23]	SA-397 20-1004	NOT USED		
1st Sound IF	SA-373 17-3495[23]	SA-396	SA-421 17-3495		
2nd Sound IF	NOT USED	SA-399 17-3495	NOT USED		
AM IF and FM IF	NOT USED	NOT USED	NOT USED		
AM IF and FM IF	NOT USED	NOT USED	NOT USED		
Peaking	SA-382 19-3500	SA-398 19-3180	SA-382 19-3500		
Peaking	SA-364 19-3250	SA-391 19-3300	SA-364 19-3250		
Peaking	SA-364 19-3250	SA-392 19-4400	SA-350 19-3300		
Peaking	SA-350 19-3300				
RF Choke		SA-401 19-1004			
Filament Choke					

SERVICE NOTES

1 Mounting difference.
2 ST-3009 used in a few models - no replacement.
3 Manufacturer duplicated part number for two different transformers, check model and use replacement indicated.
4 5th Video IF - SA-292-1 replaced by 17-1001.
5 Use instructions #3 and 5A packaged with unit.
6 SL-4014 used in a few models replaced by 24S52.
7 SL-4013 used in a few models replaced by 26S48[3].
8 May require use of original network.
9 Connect to #3 & #4 terminals.
10 SL-4011 used in a few models replaced by 26S48[1].
11 Original terminals 8 - 6 - 3 - 2 Connect width coil across #1 & #3.
new terminals 9 - 5 - 3 - 1
12 Connect as original.
13 1C42-G1 used in radio chassis replaced by 26C82[1].
14 FM IF's (1106-B-1) replaced by 16-3487; 1106B-2(Ratio Det.) replaced by 17-3498.
15 SA-371 (5th Video IF) replaced by 17-4531 (detune trap, add external 1N105 detector externally.
16 Original terminals 8 - 7 - 6 - 4 - 3 - 2 - 1
new terminals 9 - 7 - 7 - 3 - 1 - 2(c/WC-20 - 1 (c/WC-20)
Remove original width coil from circuit and insert WC-20 . Connect terminals #3 & #4 of WC-20 across #1 & #3 of Fly-16, reverse this connection if necessary.
17 SA-391B replaced by 19-3250.
18 ST-3022/-1 used in some models replaced by 26R45 (use 1/2 of 12.6V. winding for 6.3 V.)
19 ST-3021 used in some models replaced by 20C53.
20 Connect as autoformer.
21 Manufacturer has duplicated part number to replace SA-348. In column 11 use WC-22 and in all other columns use 19-3093.
22 Original terminals 8 - 6 - 5 - 4 - 3 - 2
new terminals 5 - 4 - 3 - 2 - 2 - 1
23 Add capacitor externally.
24 Series 6.3 V. winding and use as 12.6 V. CT.

ARTONE

PARTS LIST

MFR'S. PART	REPLACEMENT
DY-6	Y-7
DY-12-M	Y-7
L-M77J4	WC-14
L-M77J4-3	WC-20
LC-1	19-1003
LC-3	26C94
LC-4	19-1002
LC-9	26C93
LC-19	19-1002
LHO-2-E	HS-5
LHO-2	HS-5
LIF-8	17-1031
LIF-8-C	17-1031
LIF-11	17-1031
LP-5	
LP-6	
LP-7	
LP-8	
LP-9	
LP-11	19-3180
LP-12	19-1923
LP-12-A	19-1923
LRD-1	17-3497
LTO-3	17-3495
LV-6	17-1062
LV-7	17-1063
LV-8	17-1064
T-102	24S51
T-104	26A03
T-106	26R19
T-111	Fly-5
T-112	26S53
T-116	26S72
T-116A	
T-122B	21F59
T-123	24S51
T-124A	
T-124B	Fly-5
TLA-4	
TLD-1	17-1004
SA-1065	FC-1
50A372-1	17-1003
50B406	17-1003
50B411	HS-5[5]
50-688	17-5004
51A1037	20-1004
51A1065	FC-1
51A1079	
51A1080	
51A1082	
51A1086	
51A1857	20-1005
51B1071	WC-14
51B1072	WC-11
51B1996	20-1020
51B2109	HS-5
51-2100	19-3180[8]
51-2101	19-4400[7]
51-2102	19-3660
51-2103	20-1020
51-2104	17-4534
51-2105	
51-2166	
51-2167	17-4534
51-2168	17-4522
51-2169	HS-4
51-2184	19-3160[7]
52C170	26R15
53A307	19-1006
53B140	Y-3
53C306	24S48
53-342	19-1004
53-377	Y-10
53-398	Y-50
55B114	24S86
55B115	24A87
55C113	Fly-1
55C284	26S77
55C292	24S53
55D285	Fly-109
55D289	Fly-109
55-304	Fly-146
55-307	Fly-146
55-308	26S75[9]
55-309	26S75[9]
56A253/51	26C92[1]
56B224	26C92[1]
85C079	24S52

MODEL INDEX

MODEL	COLUMN NUMBER
ARC21	1
ARC71	1
ARD21	1
AR14L	2
AR17L	2
AR21	1
AR71	1
AR-23TV-1	3
MST12	4
MST14	4
10TS90T	6
10TS90TA	6
10TS91T	6
14TS78T	6
14TS78TA	6
14TR	4
16TR	4
17CD(1st Prod.)	4
17CD(2nd Prod.)	2
17CRR(1st Prod.)	4
17CRR(2nd Prod.)	2
17ROG(1st Prod.)	4
17ROG(2nd Prod.)	2
17TT61MA	5
20CD(1st Prod.)	4
20CD(2nd Prod.)	2
20TR	4
21CT64MA	5
21TT61MA	5
112X	4
203D(1st Prod.)	4
203D(2nd Prod.)	2
312	4
819	4
1000	2
1001	2
3163CR	4
8163CR	4
8193CM	4

Service notes may be found at the end of the ARTONE section.

Printed In USA

ARTONE

PART NAME	1	2	3	4	5	6
Flyback	T-124B[2] Fly-5	Fly-5	55C113 Fly-1	T-111 Fly-5	55D289 55D285 Fly-109	55-304 55-307 Fly-146
Yoke	DY-12-M Y-7	Y-7[4]	53B140 Y-3	DY-6 Y-7	53-377 Y-10[4,6]	53-398 Y-50
Vertical Output	T-116[3] 26S72	26S72	55B114 24S86	T-112 26S53[1]	55C284 26S77	55-309 55-308 26S75[9]
Vert. Blocking Oscillator	NOT USED	NOT USED	55B115 24A87	T-104 26A03	NOT USED	NOT USED
Width Coil	L-M77J4-3 WC-20	WC-20	51B1072 WC-11	L-M77J4-3 WC-20	NOT USED	NOT USED
Linearity	L-M77J4 WC-14	WC-14	51B1071 WC-14	L-M77J-4 WC-13	NOT USED	NOT USED
Power	NOT USED	NOT USED	52C170 26R15	T-106 26R19	NOT USED	NOT USED
Filament	T-122B 21F59	26F63[1]	NOT USED	NOT USED	NOT USED	NOT USED
Focus Coil	NOT USED	NOT USED	51A1065 FC-1		NOT USED	NOT USED
Audio Output	T-123 24S51	24S51	85C079 24S52	T-102 24S51	55C292 24S53	53C306 24S48
Choke	LC-9 26C93	26C94	NOT USED	LC-3 26C94	56B224 26C92[1]	56A253/51 26C92[1]
Horizontal Oscillator	SEE RINGING COIL	SEE RINGING COIL	SEE RINGING COIL	SEE RINGING COIL	SEE RINGING COIL	SEE RINGING COIL
Horizontal Ringing Coil	LHO-2-E HS-5	HS-5	50B411 HS-5[5]	LHO-2 HS-5	51B2109 HS-5	51-2169 HS-4
Antenna Input (Balun)	TLA-4					
Video IF	TLD-1 17-1004	17-1004	50A372-1 17-1003	17-1004	51-2104 17-4534	51-2167 17-4534
Video IF	LV-6 17-1062	17-1003	50A372-1 17-1003	17-1004	51-2105	51-2168 17-4522
Video IF	LV-7 17-1063	17-1063	50A372-1 17-1003	LV-6 17-1062	50-688 17-5004	50-688 17-5004
Video IF	LV-8 17-1064	17-1062	50A372-1 17-1003	LV-6 17-1062	NOT USED	NOT USED
Ratio Det. or Quadrature	LIF-8-C 17-1031	LIF-8-C 17-1031	50B406 17-1033	LRD-1 17-3497	51A1857 20-1005	51A1857 20-1005
Trap	NOT USED	NOT USED	51A1037 20-1004	LTO-3 17-3495	51B1996 20-1020	51B1996 20-1020
Trap	NOT USED	NOT USED	NOT USED	NOT USED	NOT USED	NOT USED
1st Sound IF	LTO-3 17-3495	LTO-3 17-3495	51A1037 20-1004	LTO-3 17-3495	51B1996 20-1020	51B1996 20-1020
2nd Sound IF	LIF-11 17-1031	NOT USED	NOT USED	NOT USED	51-2103 20-1020	51-2166
AM IF and FM IF	NOT USED	NOT USED	NOT USED	NOT USED	NOT USED	NOT USED
AM IF and FM IF	NOT USED	NOT USED	NOT USED	NOT USED	NOT USED	NOT USED
Peaking	LP-11 19-3180	LP-9	51A1079	LP-5	53A307 19-1006	51-2184 19-3160[7]
Peaking	LP-10	LP-10	51A1080	LP-6	51-2102 19-3660	51-2102 19-3660
Peaking	LP-13	LP-11 19-3180	51A1082	LP-8	51-2101 19-4400[7]	51-2101 19-4400[7]
Peaking	LP-12-A 19-1923	LP-12 19-1923	51A1086	LP-7	51-2100 19-3180[8]	NOT USED
RF Choke	LC-19 19-1002	LC-19 19-1002	NOT USED	LC-4 19-1002	NOT USED	53A307 19-1006
Filament Choke	LC-1 19-1003	LC-1 19-1003	NOT USED	LC-1 19-1003	NOT USED	53-342 19-1004

SERVICE NOTES

1. Mounting difference.
2. T-124A used in a few models-no replacement.
3. T-116A used in a few models-no replacement.
4. May require use of original network.
5. Mount in original can.
6. Use original rear cover and change terminal wiring to conform with original circuit.
7. Parallel with 3.9K resistor.
8. Parallel with 47K resistor.
9. Connect terminal #1 to plate of vertical output tube, terminal #3 to B plus, terminal #7 to yoke #6, terminal #10 to yoke #4.

ARVIN

PARTS LIST

MFR'S. PART	REPLACEMENT
A 22456	17-1003
A23095	19-3001
A25468-28	19-3180
A25916	19-3001
A40377	19-1001
A42242	26S53[2]
A42244	
A42245	WC-19
A42246	WC-19
A42247	
A42305	
A42309	
AA21445-1	19-1001
AC23090-1	24S51
AC23816-1	Y-7
AD42240-2	19-3125
AD42240-5	19-6022
AD42245-1	19-6834[26]
AD42317-1	20-1004
B6701	26A04
C22446	26A04
C22446-1	26A04
C22446-2	26A04
C22466-1	26A04
C22497	26S48
C22497-1	26S48
C22500-1	19-4180
C22500-3	19-3250
C22500-4	19-3093[8]
C22500-5	19-3036
C22500-6	19-3036
C22500-8	19-3036
C22500-9	19-3250
C22500-10	19-1004
C22500-11	19-3300
C22500-12	19-3500
C22500-13	19-4412
C22500-14	19-3250
C22500-17	19-4180
C22500-18	19-3300
C22500-19	19-3036
C22501	20-1004
C22502	17-1001

MFR'S. PART	REPLACEMENT
C22555	17-1020
C22556	17-1001
C22557	17-1002
C22558	20-1021
C22559	WC-11
C22561,-1	26C94
C22561-2	26C44
C22561-4/-3	26C92
C22561-5	26C93
C22562	WC-14
C22563	HS-3
C22564	Fly-1
C22565	17-1011
C22566	17-1013
C22567	26S78
C22575	Y-3
C22646	
C22853	FC-3
C22905,-1	26S52
C23085	Y-9[1]
C23087	20C64[2]
C23087-1	26C41
C23089	
C23091-1	17-4534
C23091-2	19-4534
C23092	17-4502
C23093	20-1004
C23094	17-3497
C23443	17-4501
C23444	17-4502
C23445	17-4503
C23446	17-4504
C23447	17-3495
C23448	17-1031
C23449	HS-5
C23490	22S62
C23490-1	22S62
C23491-1	22S62
C23543	17-4501
C23546	17-4500
C23614	17-4500
C23657	26S52
C23670	20-1004

MFR'S. PART	REPLACEMENT
C23671-1	
C23671-2	
C23672	17-4502
C23673-1	
C23673-2	
C23800	WC-14
C23801	WC-20
C23817	Y-9
C23821	17-4522
C23893	17-1023[2]
C23894	WC-22
C24283	
C24655	WC-20
C24734	WC-22
C24754	WC-28
C24776-1	24S51[2]
C24776-2	26S49
C24776-4,-5	26S49
C24988	17-4500
C24990,-1	26S54
C24990,-2	26S54
C24991	
C25322	17-1033
C25410	17-4500
C25411	17-4501
C25412	17-4502
C25413	17-4503
C25414	17-4504
C25415	20-1045
C25416	20-1004
C25474	17-4504
C25543	17-1031
C25609	20-1004
C25963	
C40027	
C40028	WC-17
C40072	17-4523
C40074	17-4503
C40098	WC-22
C40364	
C40470-1	26S52[2]
C40523	WC-22
C40532	WC-20

MFR'S. PART	REPLACEMENT
C40533	WC-22
C41092-1	
C41175	17-4503
C41745-1	26A03
C44028	WC-16
D-22446-1	26A04
D-22466-1	26A04
D-22500-8	19-3036
D-22500-18	19-3036
D-22500-19	19-3036
D-22561	26C44
D-22563	HS-3
D-23094	17-3497
D-24807	Y-10[1]
D-25005	Y-7[1]
D-25322	17-1033
D-25468-1	19-3180
D-25468-5	19-3093
D-25468-6	19-3036
D-25468-8	19-3250[14]
D-25468-10	19-3093
D-25468-11	19-4073[18]
D-25468-12	19-4500[19]
D-25468-13	19-4120
D-25468-15	19-3500
D-25468-18	19-3093
D-25468-24	19-3180
D-25468-26	19-3180[1]
D-25468-27	19-3250[27]
D40070	17-4532
D40071	17-4533
D40072	17-4523
D40073	17-4511
D40074	17-4531
D40075	17-1025
D40077	16-3445
D40537	Y-14[1]
D40937	17-1026
D41171	17-4532
D41172	17-4533
D41173	17-4524
D41177	17-1021[26]
E22571	26R19[5]

MFR'S. PART	REPLACEMENT
E22807	26R57
E23086	
E23089	
E23397	26R91
E23541	
E23799	
E23802-1	Fly-5[2,3]
E23827	
E23840	21F12[2]
E24127	Fly-5[7]
E24654	26R57
E24681	Fly-5[7]
E24989	
E25433	26R15
E25696	
E25919	26R93[6]
E40117	
E40513	Fly-16
E40598	
E40926	26R92[6]
E41024	Fly-14[24]
E42176	
22561-6	26C93
23449	HS-5
24776-5	26S49
25468-1	19-3180
25468-10	19-3093
25468-15	19-3500
25468-18	19-3093[19]
25468-19	19-3180[22]
25468-20	19-4200
25468-22	19-7100
25468-23	19-3125
25468-24	19-3180
25468-29	19-3180[28]
25468-30	19-3500[22]
25468-31	19-3125[19]
25609	20-1004
40925-1	26C41
40937	17-1031[2]
41020	WC-18
41023-1	26S72
41023-2	

MFR'S. PART	REPLACEMENT
41023-3	26S72
41092-2	
41171	17-4532
41172	17-4533
41173	17-4523
41174	
41175	17-4503
41176	17-1025
41177	16-3445
41745-1	26A03
41802	Fly-14[24]
41803	Fly-16
41844	
41848	17-4501[27]
41849	20-1049
41852	Fly-60[25]
41879	16-3445
41884	WC-18[2]
41887	WC-22
41984-1	26S72
42027	17-4502
42087	
42135	17-4522
42144-1	24S52
42144-2	24S53
42504	Y-14[26]
42720	Y-10[1]
42721	Fly-8[31]
42742-2	19-3093
42750-1	17-3412
42751-2	17-4522
42752-1	17-4511
42753-1	
42754-1	20-1004
42755-1	20-1004
42756-1	26S71
42757-1	17-4534
42758-1	20-1005
42759-1	HS-3
42760-1	
42761-1	19-1001
42762-1	19-3250[28]
42762-3	19-3500[32]
42766-1	26A03[2]

MODEL INDEX

MODEL	COLUMN NUMBER
15-550KB-UHF	19
21-550KB	17
21-550KBU	17
21-550KM	17
21-550KMU	17
21-551TB	17
21-551TBU	17
21-551TM	17
21-551TMU	17
21-522KB	17
21-522KBU	17
21-522KM	17
21-522KMU	17
21-553TB	17
21-553TBU	17
21-553TM	17
21-553TMU	17
21-554KM	18
21-554KMU	18
21-555TG	18
21-555TGU	18
21-555TM	18
21-555TMU	18
21-557TM	18
21-557TMU	18
2120CM	

MODEL	COLUMN NUMBER
2121TM	1
2122TM	1
2123TM	1
2124CCM	1
2126CM	1
2160	2
2161	2
2162	2
2164	2
3100TB	3
3100TM	3
3101CM	3
3120TM	3
3121TM	3
3160CM	4
4080T	5
4081T	5
4162CM	6
5170CB	7
5170CM	7
5171TB	7
5171TM	7
5172CB	7
5172CM	7
5173TM	7
5175	7

MODEL	COLUMN NUMBER
5176	7
5176CM-E	9
5204CM	7
5206CB	7
5206CM	7
5210	8
5210CB	8
5210CM	8
5211	8
5211TB	8
5211TM	8
5212	8
5212CFP	8
5213TM	10
6173TM	9
6173TM	9
6173TM-UHF	9
6175TM	9
6175TMA	9
6179TM	9
6213TB	9
5203TB-UHF	9
6213TM	9
6213TM-UHF	9
6215CB	9

MODEL	COLUMN NUMBER
6215CB-UHF	9
6215CM	9
621CM-UHF	9
7210CB	11
7210CB-UHF	11
7210CM	11
7210CM-UHF	11
7210CR	11
7212CFP	11
7212CFP-UHF	11
7212MEA	11
7212MEA-UHF	11
7214CM	11
7214CM-UHF	11
7216CB	11
7216CB-UHF	11
7218CB	11
7218CB-UHF	11
7218CM	11
7218CM-UHF	11
7219CM	11
7219CM-UHF	11
7276CB-UHF	12
7279CM-UHF	12
8171TM	9

MODEL	COLUMN NUMBER
8171TM-UHF	9
8179TM	9
8179TM	9
8179TM-UHF	9
8211TB	9
8211TB-UHF	9
9211TM	9
8211TM-UHF	9
8213TM	9
8213TM-UHF	9
8213TMA	9
8213TMA-UHF	9
8215CB-UHF	9
8215CBA	9
8215CBA-UHF	9
8215CM	9
8215CM-UHF	9
8215CMA	9
8215CMA-UHF	9
8218CB	9
8218CB-UHF	9
8218CM	9
8218CM-UHF	9
9210CB	15
9210CB-UHF	15

MODEL	COLUMN NUMBER
9210CM	15
9210CM-UHF	15
9211TM	16
9211TM-UHF	16
9212CFP	15
9212CFP-UHF	15
9212MEA	15
9212MEA-UHF	15
9213TM	16
9213TM-UHF	16
8215CM	16
9215CM-UHF	16
9216CB	15
9216CB-UHF	15
9218CB	15
9218CB-UHF	15
9218CM	15
9218CM-UHF	15
9219CM	15
9219CM-UHF	15
9240CB	14
9240CB-UHF	14
9240CM	14
9240CM-UHF	14
9245CM-UHF	13

CHASSIS INDEX

CHASSIS	COLUMN NUMBER
TE-272Series	3
TE-276	4
TE-282	5
TE-286	6
TE-289Series	1
TE-290	2

CHASSIS	COLUMN NUMBER
TE-300	7
TE-302Series	7
TE-315Series	8
TE-319Series	9
TE-320	7
TE-320-1	9

CHASSIS	COLUMN NUMBER
TE-330Series	9
TE-331Series	9
TE-332Series	9
TE-334	10
TE-337Series	11
TE-340Series	12

CHASSIS	COLUMN NUMBER
TE-341Series	11
TE-355	16
TE-358Series	15
TE-359Series	14
TE-362UHF	16

CHASSIS	COLUMN NUMBER
TE-363Series	15
TE-364Series	14
TE-373UHF	13
TE-379	17
TE-379-1	17

CHASSIS	COLUMN NUMBER
TE-382	17
TE-382-1	17
TE-382-2	17
TE-383"E"	18
TE-383UHF"E"	18

Service notes may be found at the end of the ARVIN section.

ARVIN

PART NAME	1	2	3	4	5	6	7	8	9	10
Flyback	E23089	E23802-1 Fly-5[2, 3]	C22564 Fly-1	Fly-4	E23089	E24127 Fly-5[7]	E24681 Fly-5[7]	E24989	E24989	E24989
Yoke	C23085 Y-9[1]	C23817[4] Y-9	C22575 Y-3	C22575 Y-3	C23085 Y-9[1]	AC23816-1 Y-7	D24807 Y-10[1]	D25005 Y-7[1]	D24807 Y-10[1]	D24807 Y-10[1]
Vertical Output	C22905-1 26S52	C23657 26S52	C22567 26S78	C22905 26S52	C22905-1 26S52	C23657 26S52	C23657 26S52	C24990 26S54	C24990/-1 26S54	C24990/-1 26S54
Vert. Blocking Oscillator	NOT USED	C22446-2 26A04	C22446 26A04	C22446 26A04	NOT USED	C22446-1 26A04	C22446-1 26A04	C22446-1 26A04	C22446-1[10] 26A04	C22446-1[10] 26A04
Width Coil	C22562 WC-14	C23894 WC-22	C22559 WC-11	C22559 WC-11	NOT USED	C23801 WC-20	C24655 WC-20	C24991	C24991 C40027	C24991 C40027
Linearity	NOT USED	NOT USED	C22562 WC-14	C22562 WC-14	NOT USED	C23800 WC-14	C24754 WC-28	C24754 WC-28	C24754 WC-28	NOT USED
Power	E23397 26R91	E23837	E22571 26R19[5]	E22807 26R57	E23086 E23541	E23799	E24654 26R57	E24654 26R57	E25433[11] 26R15	E24654 26R57
Filament	NOT USED	E23840 21F12[2]	NOT USED	NOT USED	21F03[2]	NOT USED	NOT USED	NOT USED	NOT USED	NOT USED
Focus Coil	NOT USED	NOT USED	C22646	C22853 FC-3	NOT USED	NOT USED	NOT USED	NOT USED	NOT USED	NOT USED
Audio Output	C23490 22S62	C23490/-1 22S62	C22497 26S48	C22497-1 26S48	AC23090-1 24S51	C23490-1 22S62	C23490-1 22S62	C23490-1 22S62	C23490-1[12] 22S62	C23491-1 22S62
Choke	C22561-1 26C94	C22561-2 26C44	D22561 26C44	C22561-1 26C94	C23087 20C64[2]	NOT USED	NOT USED	NOT USED	C23087-1 26C41	NOT USED
Horizontal Oscillator	D22563 HS-3	D22563 HS-3	C22563 HS-3	C22563 HS-3	C22563 HS-3	SEE RINGING COIL	SEE RINGING COIL	SEE RINGING COIL	SEE RINGING COIL	SEE RINGING COIL
Horizontal Ringing Coil	NOT USED	NOT USED	NOT USED	NOT USED	NOT USED	C23449 HS-5	C23449 HS-5	C23449 HS-5	C23449 HS-5	C23449 HS-5
Antenna Input (Balun)										
Video IF	C23614 17-4500	C23614 17-4500	C22502 17-1001	C22502 17-1001	C23091-1 17-4534	C23543[9] 17-4501	C23543[9] 17-4501	C23543[9] 17-4501	C25410 17-4500	C25410 17-4500
Video IF	C23672 17-4502	C23672 17-4502	C22555 17-1020	C22555 17-1020	C23091-2 17-4534	C23444 17-4502	C23444 17-4502	C23444 17-4502	C25411 17-4501	C25411 17-4501
Video IF	C23673-1	C23671-1	C22556 17-1001	C22556 17-1001	C23091-2 17-4534	C23445 17-4503	C23445 17-4503	C23445 17-4503	C25412 17-4502	C25412 17-4502
Video IF	C23673-2	C23671-2	C22557 17-1002	C22557 17-1002	C23092 17-4502	C23446 17-4504	C23446 17-4504	C23446 17-4504	C25413[13] 17-4503	C25413[13] 17-4503
Ratio Det. or Quadrature	D23094 17-3497	D23094 17-3497	C22566 17-1013	C22566 17-1013	C23094 17-3497	C23893 17-3496	C23893 17-3496	C23893 17-3496	C25322 17-1033	C23893 17-3496
Trap	C23670 20-1004	NOT USED	C22558 20-1021	C22558 20-1021	NOT USED	C23821 17-4522	C23821 17-4522	C23821 17-4522	C25415 20-1045	C25415 20-1045
Trap	NOT USED	NOT USED	C22501 20-1004	C22501 20-1004	NOT USED	C23670 20-1004	C23670 20-1004	C23670 20-1004	C25609 20-1004	C25416 20-1004
1st Sound IF	C23093 17-3401	C23093 17-3401	C22565 17-1011	C22565 17-1011	C23093 20-1004	C23448 17-1031	C23448 17-1031	C23448 17-1031	C25543 17-1031	C23448 17-1031
2nd Sound IF	NOT USED	NOT USED	NOT USED	NOT USED	NOT USED	C23447 17-3495	C23447 17-3495	C23447 17-3495	NOT USED	C23447 17-3495
AM IF and FM IF	NOT USED	NOT USED	NOT USED	NOT USED	NOT USED	NOT USED	NOT USED	NOT USED	NOT USED	NOT USED
AM IF and FM IF	NOT USED	NOT USED	NOT USED	NOT USED	NOT USED	NOT USED	NOT USED	NOT USED	NOT USED	NOT USED
Peaking	C22500-3/-9 19-3250	C22500-3/-9 19-3250	C22500-3/-9 19-3250	C22500-1 19-4180	C22500-3/-9 19-3250	C22500-6/19 19-3036	C22500-6/19 19-3036	C22500-6/19 19-3036	D25468-6[15] 19-3036	C22500-4 19-3093[8]
Peaking	C22500-10 19-1004	C22500-10 19-1004	C22500-1 19-4180	C22500-1 19-4180	C22500-6 19-3036	C22500-4 19-3093[8]	C22500-4 19-3093[8]	C22500-4 19-3093[8]	D25468-5 19-3093	C22500-17 19-4180
Peaking	C22500-11 19-3300	C22500-11 19-3300	C22500-3 19-3250	C22500-3 19-3250	C22500-3 19-3250	C22500-14 19-3250	C22500-17 19-4180	C22500-17 19-4180	A25916 19-3001	C22500-18 19-3300
Peaking	C22500-12 19-3500	C22500-12 19-3500	C22500-3 19-3250	C22500-5 19-3036	NOT USED	C22500-13 19-4412	C22500-18 19-3300	C22500-18 19-3300	D25468-8 19-3250[14]	NOT USED
RF Choke	A23095 19-1001	A23095 19-1001	NOT USED	NOT USED	AA21445-1 19-1001	A22456 17-1003	A22456 17-1003	A22456 17-1003	D22500-19/18 19-3036	D22500-19/18 19-3036
Filament Choke	NOT USED	NOT USED	A22456 17-1003	A22456 17-1003	A23095 19-3001	A23095 19-3001	A23095 19-3001	A23095 19-3001	A23095 19-3001	A23095 19-3001

Service notes may be found at the end of the ARVIN section.

PART NAME	11	12	13	14	15	16	17	18	19	
Flyback	E40117[16]	E40513 Fly-16	41803 Fly-16	E40513 Fly-16	E41024 Fly-14[24]	41802 Fly-14[24]	41852 Fly-60[25]	42721 Fly-8[31]	A42244	
Yoke	D24807 Y-10[1]	D40537 Y-14[1]	D40537 Y-14[1]	D40537 Y-14[1]	D24807 Y-10[1]	D24807 Y-10[1]	42504 Y-14[26]	42720 Y-10[1]	A42305	
Vertical Output	C24990-2 26S54	C40470-1 26S52[2]	C41092-1	41092-2	41023-1 26S72	41023-3 26S72	41984-1 26S72	42756-1 26S71	A42242 26S53[2]	
Vert. Blocking Oscillator	C22446-1 26A04	C22446-1 26A04	41745-1 26A03	C22446-1 26A04	C22446-1 26A04	41745-1 26A03	41745-1 26A03	42766-1 26A03[2]	C41745-1 26A03	
Width Coil	C40098[17] WC-22	C40532 WC-20	C40532 WC-20	C40532 WC-20	41020 WC-18	41020 WC-18	41884 WC-18[2]	NOT USED	A42245 WC-19	
Linearity	C40028 WC-17	C40533 WC-22	C40533 WC-22	C40533 WC-22	C40533 WC-22	C40533 WC-22	41887 WC-22	NOT USED	A42246 WC-19	
Power	E25919 26R93[6]	E40598	E40926 26R92[6]	E40926 26R92[6]	E40926 26R92[6]	E40926 26R92[6]	NOT USED	NOT USED	E42176	
Filament	NOT USED	NOT USED	NOT USED	NOT USED	NOT USED	NOT USED	41844	NOT USED	A42309	
Focus Coil	NOT USED	NOT USED	NOT USED	NOT USED	NOT USED	NOT USED	NOT USED	NOT USED	NOT USED	
Audio Output	C24776-4 26S49	C24776-4 26S49	C24776-2 26S49	24776-5 26S49	24776-5 26S49	24776-5 26S49	42144-1 24S52	42144-2 24S53	C24776-5 26S49	
Choke	C22561-3 26C92	C22561-4 26C92	C22561-5 26C93	40925-1[23] 26C41	40925-1 26C41	40925-1 26C41	22561-6 26C93	42760-1	C22561-5 26C93	
Horizontal Oscillator	SEE RINGING COIL	SEE RINGING COIL	SEE RINGING COIL	SEE RINGING COIL	SEE RINGING COIL	SEE RINGING COIL	SEE RINGING COIL	42759-1 HS-3	SEE RINGING COIL	
Horizontal Ringing Coil	C23449 HS-5	HS-5	C23449 HS-5	C23449 HS-5	C23449 HS-5	C23449 HS-5	C23449 HS-5	NOT USED	C23449 HS-5	
Antenna Input (Balun)	C25963 C40364						15-1083			
Video IF	D40070 17-4532	D40070[20] 17-4532	41175 17-4503	41175 17-4503	41175 17-4503	41175 17-4503	42027 17-4532	42753-1	C41175 17-4503[9]	
Video IF	D40071 17-4533	D40071 17-4533	41171 17-4532	41171 17-4532	41171 17-4532	41171 17-4532	42135 17-4522	42751-2 17-4522	D41171 17-4532	
Video IF	D40072 17-4523	D40072 17-4523	41172 17-4533	41172 17-4533	41172 17-4533	41172 17-4533	42135 17-4522	42751-2 17-4522	D41172 17-4533	
Video IF	D40073 17-4511	D40073 17-4511	41173[21] 17-4523	41173[21] 17-4523	41173[21] 17-4523	41173[21] 17-4523	42087	42752-1 17-4511	D41173 17-4524	
Ratio Det. or Quadrature	D25322 17-1033	D25322 17-1033	40937 17-1031[2]	40937 17-1031[2]	40937 17-1031[2]	40937 17-1031[2]	40937 17-1031[2]	42758-1 20-1005	D40937 17-1026	
Trap	C25609 20-1004	C25609 20-1004	C25609 20-1004	C25609 20-1004	C25609 20-1004	C25609 20-1004	41848[30] 17-4501[27]	42757-1 17-4534	AD42317-1 20-1004	
Trap	NOT USED	NOT USED	NOT USED	NOT USED	NOT USED	NOT USED	41849 20-1049	42755-1 20-1004	3.58 Osc. 19-3100	
1st Sound IF	D40075 17-1025	D40075 17-1025	41176 17-1025	41176 17-1025	41176 17-1025	41176 17-1025	41177 16-3445	42754-1 20-1004	C25543 17-1031	
2nd Sound IF	D40077 16-3445	D40077 16-3445	D40077 16-3445	D40077 16-3445	D40077 16-3445	D40077 16-3445	NOT USED	42750-1 17-3412	D41177 17-1021	
AM IF and FM IF	NOT USED	NOT USED	NOT USED	NOT USED	NOT USED	NOT USED	NOT USED	NOT USED	NOT USED	
AM IF and FM IF	NOT USED	NOT USED	NOT USED	NOT USED	NOT USED	NOT USED	NOT USED	NOT USED	NOT USED	
Peaking	D25468-11 19-4073[18]	D25468-11 19-4073[18]	25468-18 19-3093[19]	25468-18 19-3093[19]	25468-18 19-3093[19]	25468-18 19-3093[19]	25468-22[29] 19-7100	42742-2 19-3093	D25468-18 19-3093[9]	
Peaking	D25468-12 19-4500[19]	D25468-12 19-4500[19]	25468-19 19-3180[22]	25468-19 19-3180[22]	25468-19 19-3180[22]	25468-19 19-3180[22]	25468-23 19-3125	42762-1 19-3250[28]	D25468-15 19-3500	
Peaking	D25468-13 19-4120	D25468-15 19-3500	D25468-15 19-3500	D25468-15 19-3500	D25468-15 19-3500	D25468-15 19-3500	25468-29 19-3180[28]	42762-3 19-3500[32]	D25468-26 19-3180[8]	
Peaking	D25468-10 19-3093	D25468-1 19-3180	25468-20 19-4200	25468-20 19-4200	25468-20 19-4200	25468-20 19-4200	25468-30 19-3500[22]	NOT USED	D25468-27 19-3250[8]	
RF Choke	A40377 19-1001	A40377 19-1001	25468-1 19-3180	25468-1 19-3180	25468-1 19-3180	25468-1 19-3180	25468-10 19-3093	NOT USED	AD-42240-5 19-6022	
Filament Choke	A23095 19-3001	A23095 19-3001	A23095 19-3001	A23095 19-3001	A23095 19-3001	A23095 19-3001	A23095 19-3001	42761-1 19-1001	A23095 19-3001	

Service notes may be found at the end of the ARVIN section.

ARVIN

SERVICE NOTES

1 May require use of original network.
2 Mounting difference.
3 Use schematic #3 packaged with unit.
4 C24283 alternate - no replacement.
5 Use high current filament windings and high secondary tap.
6 Parallel 6.3V windings.
7 Use instruction sheet #1 packaged with unit.
8 Parallel with 33K resistor.
9 C23546 and C24988 replaced by 17-4500.
10 D22466-1 and D22446-1 used in a few models replaced by 26A04.
11 E25696 used in a few chassis - no replacement.
12 C24776-1 used in a few chassis replaced by 24S51[2].
13 C25474/14 (5th Video IF) replaced by 17-4504.
14 Parallel with 16K resistor.
15 D25468-1 replaced by 19-3180.
16 E24989 used in a few chassis replaced by Fly-12.
17 C24991 used in a few chassis - no replacement.
18 Parallel with 3.3K resistor.
19 Parallel with 6.8K resistor.
20 D40074 (1st Video IF Grid) replaced by 17-4531 (use secondary and trap winding only and add 0047MMFD externally).
21 41174 (5th Video IF) - no replacement.
22 Parallel with 8.2K resistor.
23 C22561-3/-5 used in a few models replaced by 26C93.
24 Original terminals 6 - 7 - T
New terminals 7 & 8 - 5 - 1
Connect WC-20 terminals #1 & 2 across Fly-14 terminals 1 & 3. If excessive width is encountered remove 130MMFD shunt capacitor from flyback.
25 Original terminals 6-5-4-2-1
New terminals 5-4-3-2-1
Remove yoke CT and connect 1000 ohm resistor in series with yoke damping capacitor (120MMFD)
26 Connect as original.
27 Use trap winding only.
28 Parallel with 12K resistor.
29 25468-31 replaced by 19-3125[19], 25468-24 replaced by 19-3180.
30 41879 replaced by 16-3445.
31 Original terminals 3 - 2 - 1
New terminals 2 - 4 - 5
32 Parallel with 22K resistor.

BENDIX

PARTS LIST

MFR'S. PART	REPLACEMENT
251405-1	HS-5
256060-1	Y-9[9]
259082-5	WC-14
259082-6	WC-22
259105-4	19-3250
259105-7	19-4250
259108-1/2	20-1004
259114-1	WC-22
259114-3	WC-22
259115-2	17-3493
259120-4	19-3250
259120-7	19-4400[16]
259120-8	19-4400[16]
259120-9	19-3180
259120-10	19-3250[17]
259120-11	19-4400
259120-12	19-3160
259120-13	19-3300
259120-14	19-4400[19]
259121-1	HS-5
259136-2	17-3402
259138-1	
259142-2	
259144-1	17-4522
259145-1	17-4523
259145-2	17-4522
259145-5	17-1064
259146-1	20-1049
259147-1	20-1049
259148-1	17-4534[12]
259149-1	19-1001
259149-2	17-4522
259150-1	19-6022
259154-1	17-3495

MFR'S. PART	REPLACEMENT
259156-1	17-3497
259156-2	17-3497
259157-1	
259157-2	17-5002[15]
259157-3	17-5002[15]
259159-1	
259161-1	17-1062
259162-1	20-1020
259163-1	20-1020
259164-1	20-1005
259165-1	17-3495
259166-1/-2	
265045-9	FC-3
265047-3	26C88
265048-1	26R27U
265048-2	
265048-3	
265048-6	
265051/-1	Fly-129
265054-2	24A88
265060-1	Y-9[9]
265071-12	26S49
265071-17	26S50
265072-5	26S51
265072-8	26S51
265072-9	26S51
265074-1	Y-14[9]
265075-1	
265077-1	Y-10[9]
265077-2	Y-10[9]
265078-3	Fly-138
265083	
265086-1	Fly-121[1]

MFR'S. PART	REPLACEMENT
265086-4	Fly-24[13]
265089-1	26S53
265092-5	24S53
265092-6	24S53
265092-7	24S53
265093-3	26C41
265093-4	26C43[1]
265093-5	26C43[1]
265094-2	26A03
265095-2	Fly-37[14]
265096-2	Y-10[9]
265096-5	Y-10[9,21]
265098-1	26S72
265105-2	Y-5[9]
265106-1	Fly-80
265107-1	26S52
265107-2	26S52
265108-1	24S50
265109-3	
265110-1	26S52
265111-1	Fly-75[1,18]
265112-1	Fly-75[1,18]
ATOTOO	
CH259105-4	19-3250
CH259105-7	19-4250
CH259136-2	17-3402
CH259147-1	20-1049
CH259148-1	17-4534
L10F03	
L10TOO	
L10TO1	
L10TO2	
L10T03	

MFR'S. PART	REPLACEMENT
L10T05	
L10T06	
L10T07	
L10T08	
L10T14	17-3402
L10T17	17-3402
LCODOO	Y-3
LCOD01	Y-3
LCOD02	Y-3
LCOD03	Y-3
LCOD04	Y-5
LCOD05	Y-5
LCOD06	Y-5
LCOFOO	FC-1
LCOF01	FC-1[1]
LCOF03	FC-2
LCOF04	FC-3
LCOF06	
LCOF07	FC-3
LCOLOO	WC-14
LCOL01	WC-14
LCOL0100	WC-20
LCOVOO	
LCOV01	
LCOV02	
LCOV03	
LCOV04	
LCOV05	
LCOV06	
LCOV07	
LCOV08	
LCOV09	
LCOV14	

MFR'S. PART	REPLACEMENT
LCOWOO	WC-11
LCOW01	
LF0101	
LF0A06	
LFOA15	
LH259082-5	WC-14
LH259108-1	20-1004
LH259114-1	WC-22
LH259121-1	HS-5
LH259144-1	17-4522
LH259145-1	17-4523
LH265041-3	26C43
LH265047-3	26C88
LH265071-9	26S49
LH265071-10	26S49
LH265072-5	26S51
L01T24	HS-5
NH259115-2	17-3493
NH259138-1	see note 10
NH265084-1	26R27U[1]
NH265051-1	Fly-129
NH265060-1	Y-9[9]
T10107	17-1062
T10108	17-1064
T10C14	16-6758
T10C15	16-3487
T10D22	
T10D24	17-1063
T10D25	17-1033
T10D26	17-1063
T10D27	16-6758
T10102	
T10103	

MFR'S. PART	REPLACEMENT
T10104	17-1063
T10105	17-1062
T10106	17-1063
T10107	17-1062
T10108	17-1064
T10126	17-1063
TA0018	24S50A
TA0022	26S49[1]
TA0023	26S49[1]
TA0024	24S51
TA0025	26S48[1]
TA0026	24S51
TA0027	26S48
TAOS00	HS-7
TOOV00	24A88
TPOH03	24R01[1]
TPOROO	26R21[4]
TPOYOO	
TPOY01	26R95[1]
TPOY02	26R21
TPOY03	26R15[1]
TROROO	17-3487
TSOHOO	
TSOH01	
TSOH02	Fly-1
TSOH03	Fly-138
TSOH04	
TSOH05	
TSOVOO	24S86
TSOV01	26S51
TSOV02	26S51
TSOV03	26S51
TVOP00	20-1004

MODEL INDEX

MODEL	COLUMN NUMBER
BTM17E	8
CMTB21CS	8
CMTB21CU	8
CMTM21CS	8
CMTM21CU	8
C172	2
C174	3
C176/B	3
C182/92	2
C200	2
FB21C	8
FB21CU	8
FM21C	8
FM21CU	8
FM27C	6
HB21C	8
HB21CU	8

MODEL	COLUMN NUMBER
HB27C	6
HM21C	8
HM21CU	8
K2200/01	12
K2250/51/U	11
KB21C	4
KB21C	8
KB21CU	8
KM17C	4
KM17CD	7
KM17DB	8
KM21C	4
KM21CS	8
KM21CU	8
KM21E	9
KM21EU	9
KMT21E	9

MODEL	COLUMN NUMBER
KMT21EU	9
KS21C	7
KS21E	10
KS21EU	10
KST21E	10
KST21EU	10
OAK3	4
RB21C	8
RM21C	8
SKM17C	7
STM17C	7
T170	3
T171	2
T173/90	3
T2100M/E	12
T2101M	12
T2150/51/U	11

MODEL	COLUMN NUMBER
TB21C	4
TB21CS	8
TB21CU	8
TB21E	9
TB21EU	9
TB24DS	6
TB24DU	8
TD21C	8
TM17C	4
TM17CD	4
TM17DB	8
TM17E	8
TM21C	4
TM21CS	8
TM21CU	8
TM21E	9
TM21EU	6

MODEL	COLUMN NUMBER
TM24DS	6
TM24DU	6
TS17C	7
TS21C	7
TS21E	10
TS21EU	10
TSF21E	10
TSF21EU	10
17K2	2
20K2	2
20L2	2
21KD	4
21K3	4
21T3/3A	4
21X3	4
235B1/M1	5
325M8	5

MODEL	COLUMN NUMBER
2001/02	1
2020/21	1
2025	3
2051/60	3
2070/71	3
3001/02	1
3030/31	1
3033	3
3051	3
6001	3
6002	3
6003	3
6090	3
6100	3
6920/90	3
7001	3
7003	3

CHASSIS INDEX

CHASSIS	COLUMN NUMBER
MA/B/C/D	5
T14-1	4

CHASSIS	COLUMN NUMBER
T14-3	6
T14-4/6/7	8

CHASSIS	COLUMN NUMBER
T14-10/11	6
T14-13	8

CHASSIS	COLUMN NUMBER
T14-15/16	9
T17/-1 —	7

CHASSIS	COLUMN NUMBER
T18-1/-2	10
T19	12

CHASSIS	COLUMN NUMBER
T20/-1	11

*Service notes may be found at the end of the **BENDIX** section.*

BENDIX

PART NAME	1	2	3	4	5	6	7	8	9	10
Flyback	TSOH02 Fly-1	TSOH05/04 265083	TSOH03 (265078-3) Fly-138	NH265051-1 Fly-129	TSOHOO/01	265075-1	265051-1 Fly-129	265086-1 Fly-21[1]	265086-4 Fly-24[13]	265095-2 Fly-37[14]
Yoke	LCOD01/2 Y-3	LCOD06 Y-5	LCOD03[3] Y-3	NH265060-1 Y-9[9]	LCODOO Y-3	265074-1 Y-14[9]	256060-1 Y-9[9]	265077-1 Y-10[9]	265077-2 Y-10[9]	265096-2 Y-10[9]
Vertical Output	TSOV01/2 26S51	TSOV03 26S51	TSOV02 26S51	LH265072-5 26S51	TSOVOO 24S86	265098-1 26S72	265072-5 26S51	265072-5 26S51	265072-8 26S51	265072-9 26S51
Vert. Blocking Oscillator	NOT USED	NOT USED	NOT USED	NOT USED	TOOVOO 24A88	265054-2 24A88	265054-2 24A88	265054-2 24A88	NOT USED	265094-2 26A03
Width Coil	LCOW01	LCOW01	NOT USED	LH259114-1 WC-22	LCOWOO WC-11	259114-3 WC-22	259114-1 WC-22	259114-1 WC-22	259114-1 WC-22	NOT USED
Linearity	LCOL01 WC-14	LCOL01 WC-14	NOT USED	LH259082-5 WC-14	LCOLOO WC-14	259082-6 WC-22	259082-5 WC-14	259082-6 WC-22	259082-6 WC-22	NOT USED
Power	TPOY01 26R95	TPOY03 26R15	TPOROO/Y02 26R21[4]	NH265048-1 26R27U[1]	TPOYOO	265048-2	265048-3	265048-1 26R27U	265048-1 26R27U	265048-6
Filament	NOT USED	NOT USED	NOT USED	NOT USED	NOT USED	NOT USED	NOT USED	NOT USED	NOT USED	NOT USED
Focus Coil	LCOF01 FC-1[1]	LCOF07 FC-3	LCOF03[5] FC-2	NOT USED	LCOFOO FC-1	265045-9 FC-3	265045-9 FC-3	265045-9 FC-3	NOT USED	NOT USED
Audio Output	TA-0022/3 26S49[1]	TA-0027 26S48	TA-0024/6[6] 24S51	LH265071-9/-10 26S49	TAOO18 24S50A	265071-12 26S49	265071-12 26S49	265071-12 26S49	265071-17 26S50	265092-5 24S53
Choke	NOT USED	NOT USED	NOT USED	LH265047-3 26C88	LFO101	265047-3 26C88	265047-3 26C88	265047-3 26C88	NOT USED	265093-3 26C41
Horizontal Oscillator	SEE RINGING COIL	SEE RINGING COIL	TA0500 HS-7	SEE RINGING COIL	TAOS00 HS-7	SEE RINGING COIL	SEE RINGING COIL	SEE RINGING COIL	SEE RINGING COIL	SEE RINGING COIL
Horizontal Ringing Coil	LO1T24 HS-5	LO1T24 HS-5	NOT USED	LH259121-1 HS-5	NOT USED	259121-1 HS-5	259121-1 HS-5	259121-1 HS-5	259121-1 HS-5	259121-1 HS-5
Antenna Input (Balun)	NOT USED	NOT USED	NOT USED	NOT USED					15-1082	15-1082
Video IF	1st IF grid 17-1004	1st IF grid 17-1004	1st IF grid 17-1003	NH259138-1 See note #10	L10TOO L10T02	259138-1	259138-1	259138-1	259157-1	259157-2 17-5002[15]
Video IF	T10I04 17-1063	T10I08 17-1064	T10I06 17-1063	LH259144-1 17-4522	L10T07 L10T03	259144-1 17-4522	259144-1 17-4522	259144-1 17-4522	259144-1 17-4522	259144-1 17-4522
Video IF	T10I05 17-1062	T10T07 17-1062	T10D26 17-1063	LH259145-1 17-4523	L10T05 L10T06	259145-1 17-4523	259145-1 17-4523	259145-1 17-4523	259145-1 17-4523	259149-2 17-4522
Video IF	T10D24 17-1063	ATOTOO	NOT USED	CH259148-1 17-4534	L10T08	259148-1 17-4534[12]	259148-1 17-4534[12]	259148-1 17-4534[12]	259148-1 17-4534[12]	259159-1
Ratio Det. or Quadrature	T10D25 17-1033	T10D25 17-1033	T10D25[7] 17-1033	NH259115-2 17-3493	T10D22	259115-2 17-3493	259115-2 17-3493	259115-2 17-3493	259156-1 17-3497	259156-2 17-3497
Trap	L10T14 17-3402	TVOPOO 20-1004	L10T14 17-3402	LH259108-1 20-1004	TVOPOO 20-1004	259108-1/2 20-1004	259108-1/2 20-1004	259108-1/2 20-1004	259108-1/2 20-1004	259108-1/2 20-1004
Trap		SD. TRAP 20-1006	NOT USED	CH259147-1 20-1049	L10T01	259146-1 20-1049	259147-1 20-1049	259147-1 20-1049	259146-1 20-1049	NOT USED
1st. Sound IF	L10T14 17-3402	L10T17 17-3402	L10T14 17-3402		T10I03	259142-2	259142-2	259142-2	259142-2	259159-1
2nd Sound IF	NOT USED	NOT USED	NOT USED	CH259136-2 17-3402	T10I02	259154-1 17-3495	259154-1 17-3495	259154-1 17-3495	259154-1 17-3495	NOT USED
AM IF and FM IF	NOT USED	NOT USED	T10C14[8] 16-6758	NOT USED	NOT USED	NOT USED	NOT USED	NOT USED	NOT USED	NOT USED
AM IF and FM IF	NOT USED	NOT USED	T10D27[8] 16-6758	NOT USED	NOT USED	NOT USED	NOT USED	NOT USED	NOT USED	NOT USED
Peaking	LCOV06	LFOA15	LCOV04	CH259105-7 19-4250	LCOVOO	259105-7 19-4250	259105-7 19-4250	259105-7 19-4250	259105-7 19-4250	259120-8 19-4400[16]
Peaking	LCOV04	LCOV08	LCOV06	CH259105-4 19-4251	LCOV01	259105-4 19-3250	259105-4 19-3250	259105-4 19-3250	259105-4 19-3250	259120-7 19-4400[17]
Peaking	LCOV05	LCOV14	LCOV07		LCOV02				259120-4 19-3250	
Peaking	LCOV07	LCOV09	NOT USED		LCOV03					
RF Choke	NOT USED	NOT USED			LFOA06				19-1005	19-1005
Filament Choke	19-3001	19-3001	19-1001	19-1001	19-1001	259149-1 19-1001	259149-1 19-1001	259149-1 19-1001	259149-1 19-1001	259149-1 19-1001

Service notes may be found at the end of the BENDIX section.

PART NAME	11	12
Flyback	265112-1/111-1 Fly-75[1,18]	265106-1 Fly-80
Yoke	265096-5 Y-10[9,21]	265105-2 Y-5[9]
Vertical Output	265110-1 26S52	265107-1/-2 26S52
Vert. Blocking Oscillator	265094-2 26A03	265094-2 26A03
Width Coil	NOT USED	NOT USED
Linearity	NOT USED	NOT USED
Power	265109-3	265109-3
Filament	NOT USED	NOT USED
Focus Coil	NOT USED	NOT USED
Audio Output	265108-1 24S50	265092-6/-7 24S53
Choke	265093-3 26C41	265093-4/-5 26C43[1]
Horizontal Oscillator	SEE RINGING COIL	SEE RINGING COIL
Horizontal Ringing Coil	259121-1 HS-5	251405-1 HS-5
Antenna Input (Balun)	15-1083	
Video IF	259157-3 17-5002[15]	
Video IF	259144-1 17-4522	259161-1 17-1062
Video IF	259145-2 17-4522	259145-5 17-1064
Video IF	259166-2	NOT USED
Ratio Det. or Quadrature	259156-2 17-3497	259164-1 20-1005
Trap	259165-1 17-3495	259162-1 20-1020
Trap	NOT USED	NOT USED
1st Sound IF	259165-1 17-3495	259162-1 20-1020
2nd Sound IF	NOT USED	259163-1 20-1020
AM IF and FM IF	NOT USED	NOT USED
AM IF and FM IF	NOT USED	NOT USED
Peaking	259120-13 19-3300	259130-11 19-4400
Peaking	259150-1 19-6022	259120-10 19-3250[17]
Peaking	259120-14 19-4400[19]	259120-9 19-3180
Peaking	259120-12 19-3160	NOT USED
RF Choke	19-1005	19-1005
Filament Choke	259149-1 19-1001	259149-1 19-1001

SERVICE NOTES

1 Mounting difference.
2 Use schematic #3 packaged with unit.
3 LCODO4/05 used in a few models replaced by Y-5.
4 TPOH03 used in radio chassis replaced by 24R01[1].
5 LCOF04 used in a few chassis replaced by FC-3, LCOFO6 - no replacement.
6 TA0025 used in radio chassis replaced by 26S48[1].
7 TROROO used in radio chassis replaced by 17-3487.
8 T10C15 (FM-IF) replaced by 16-3487, L10F03 (FM-IF) - no replacement.
9 May require use of original network.
10 Use 20-1049 for trap and 17-4534 for the IF and mount in original can.
11 Connect to terminals #3 & #4.
12 Parallel with 3.3K resistor.
13 Original terminals 6 - 5 - 2 - 1
new terminals 9 - 7 - 1 - 3
Also replace width coil with WC-20 and connect across flyback terminal #1 & #3, connect AFC & AGC across #3 & #4.
14 Original terminals 6 - 3 - 1 - 10 - 9
new terminals 13 - 6 & 10 - 3 - 9 - 8
15 Use one winding only.
16 Parallel with 33K resistor.
17 Parallel with 18K resistor.
18 Original terminals 3 - 2 - 1
new terminals 5 - 4 - 3
19 Parallel with 8.2K resistor.
20 Parallel with 68K resistor.
21 Insulate width sleeve.

PARTS LIST

USE THIS PAGE if PART NUMBER is available.

CAPEHART

MFR'S. PART	REPLACEMENT
13655	
38734	
38735	
38740	
38742	
38797	
38916	HS-1
38955	FC-2
38966	17-1001
38967	17-1002
38968	17-1003
38969	17-1002
38970	17-1011
38971	17-1013
38971-1	17-1013
38972	HS-1
38973	24A88
38974	19-3250
38975	19-4122
38976	19-3093
38977	19-3001
38986	Y-3
38995	
39249	WC-15
78173	WC-20[7]
81192	24S56
94222	26S49[5]
94223	
94231	24R05
94239	24S61[5]
94261	
94264	21F12[5]
94265	26C92
94265-1	26C91
94267	
94269	

MFR'S. PART	REPLACEMENT
94273	26S78
94277-2	24S86[5]
94277-3	26S78
94280	
350300B-3	26R92
450187A-1	26A04
450188A-1	HS-3
450188B-1	HS-3
450388A-4	19-1002
450388A-5	19-1005
450477A	WC-20[1,2]
450477A-1	WC-20
450514B-1	17-1004
450514B-2	17-1003
450518A-1	17-3495
450518A-2	17-3495
450520A-1	19-1020
450526A-1	
450528B-1	17-1031
450938A-1	WC-20[1,2]
451106A-1	24S50A[5]
451209A-1	17-1004
451581-1	15-1082
452667A-1	19-3093
452667B-1	19-3001
453225A-1	20-1004[5]
470388A-1	19-1001
650001A-1	
650001A-2	
650078B	17-1043
650078B-1	17-1043
650129C-1	
650136A	17-1001
650136B-1	17-1001
650137A	17-1002
650137B	17-1002

MFR'S. PART	REPLACEMENT
650137D-1	17-1002
650138A	17-1001
650138A-1	17-1001
650139B	17-1002
650139B-1	17-1002
650140A	20-1021
650140A-1	20-1021
650149D-1	26S53
650151B-1	17-3497
650154A-1	
650181A-1	
650195B-1	17-1020
650204B-1	
650215A-1	26C44[5]
650215A-2	26C44[5]
650215A-5	26C43[5]
650215A-8	26C41
650216A-1	26S48
650216A-2	
650216A-3	26S48
650218A-1	17-1064
650219A-1	19-4180
650219A-3	19-4120
650219A-8	19-4200
650219A-9	19-3250[18]
650219A-10	19-3125
650220A-1	19-3500
650220A-3	19-3250
650220A-5	19-3300
650220A-10	19-3125[21]
650221A-1	HS-5[21]
650230A-1	
650231A-1	
650234A-1	26F65
650235A-1	17-1033
650238A-1	26S57

MFR'S. PART	REPLACEMENT
650275A-1	19-1020
650584A-1	17-3497
650585A-1	19-3093
650585A-2	19-3250
650585A-4	19-3100
650585A-8	19-3125
650585A-9	19-3100
650587C-1	
650587C-2	
650588B-1	
650589B-1	WC-26
650590B-1	17-4534[7]
650591A-1	20-1004
650591A-2	20-1004
650591A-3	20-1005
650636A-1	
650637B-1	HS-5
650638B-1	17-3412
650640A-1	20-1005
650745A-1	
650746A-1	WC-26
650776A-1	20-1005
650929A-1	20-1020
650948C-1	17-4534
650975C-1	HS-3[28]
651000B-1	20-1020
651040B-1	WC-20[24]
651049A-1	24S61
651110A-1	26C44
651130A-1	WC-20[35]
651136A-1	24S61
651209A-1	24S53
651213A-1	20-1020
750002A	Fly-4
750019C-1	
750086C-1	

MFR'S. PART	REPLACEMENT
750089B-1	Fly-5[5]
750093A-1	
750119A-1	Fly-5[5]
750121A-1	
750144A-1	26R19[3,4]
750144B-3	26R35
750149A-1	
750149B-1	
750155A-G1	Y-13
750155B	Y-13
750155C	Y-13
750163A-1	Fly-2
750163C-1	Fly-2
750192C-2	
750192D-2	
750192D-3	Y-13
750249B-3	
750261A-2	17-1005
750349B-1	17-4521
750350B-1	17-4511[19]
750351C-1	26R92[3]
750352B-1	
750354B-1	26S53
750354C-1	
750354C-2	26S53
750354C-3	26S72
750395B-1	26R94[17]
750395B-3	
750398A-1	
750460C-1	17-5003
750460D-1	17-4504
750461D-1	17-5003
750461E-1	17-5003
750462D-1	17-5002
750468D-1	
750597A-1	19-3160[30]

MFR'S. PART	REPLACEMENT
750597A-2	19-3125[31]
750597A-3	19-3100[32]
750597A-4	19-4201
750597A-7	19-4200
750615B-1	26A03
750615C-1	26A03
750616B-1	26S72
750665B-1	17-5014
750721A-1	17-5003
750721B-1	17-5003
750722B-1	17-5002
750723B-1	17-4504
750856A-1	17-5002
820221B-1	Y-7[4]
850220B-1	Fly-134
850220D-1	Fly-134
850221B-1	Y-7[6]
850221C-2	Y-7[6]
850246A-1	
850247B-1	Y-16
850273A-1	
850274B-1	
850285D-1	Fly-134
850285E-1	Fly-134
850300B-3	26R92
850300B-7	26R92
850349B-1	Fly-24[5,26]
850350A-1	Y-9[27]
850350B-1	Y-9[27]
850364B-1	Y-16[6]
850365A-1	Fly-16[5,33] (WC-20)
850367A-1	26R72
850392A-1	Fly-76[5,25]
850394A-1	Y-16[6]

Next page for MODEL & CHASSIS index

Service notes may be found at the end of the CAPEHART section.

MODEL INDEX

MODEL	COLUMN NUMBER	MODEL	COLUMN NUMBER	MODEL	COLUMN NUMBER	MODEL	COLUMN NUMBER	MODEL	COLUMN NUMBER	MODEL	COLUMN NUMBER
B504-P16	4	3C213/M	8	7F212M	2	12F272M	10	21T215BD-5/MD-5	12	328M	3
1C213	8	3T215BD-4	11	7H214	8	12F274	8	22C215BD-4/MD-4	12	328MX/X	1
1C213M	8	3T215BD-5	11	7H214-1	8	12F274-1	8	22C215BD-5/MD-5	12	331B	3
1T17M	3	3T215MD-4	11	7H214B	8	12F274M	8	23C214B	8	331BX	1
1T17MX/X	1	3T215MD-5	11	7H214B-1	8	12F274M-1	8	23C214B-1	8	331M	3
1T172A	8	3T216BD-4/-5	14	7H214D	8	14F215B	11	23C214M	8	331MX	1
1T172B/M	2	3T216MD-4/-5	14	7H214D-1	8	14F215B-4	11	23C214M-1	8	332B	3
1T174	8	4C20X	1	7H214M	8	14F215B-5	11	23T215BD-4/MD-4	12	332M	3
1T174-1/B-1	8	4C174	8	7H214M-1	8	14F215M-4	11	23T215BD-5/MD-5	12	333B/M	3
1T174BS	8	4C174-1/M-1	8	8C215BD-4	11	14F215M-5	11	24T215BNL-6	12	334M	3
1T174BS-1	8	4C174MD	8	8C215BD-5	11	14W214	8	319	3	335B	3
1T174M-1	8	4C174MS-1	8	8C215MD-4	11	14W214-1	8	319AX/BX/MX	1	335BX	1
1T174MS	8	4H212A	8	8C215MD-5	11	15W214	8	320	3	335M	3
1T174MS-1	8	4H212B/M	2	8F212A	8	15W214-1	8	320B	3	335MX	1
1T174S	8	4T213/B/M	8	8F212B	2	15W214BD-1	8	320BX	1	336C	3
1T174S-1	8	5C214	8	8T216-4/-5	13	15W214MD-1	8	320M	3	336CX/FX	1
1T175ES-4	11	5C214-1	8	9C215BD-4	11	16C216BD-4/-5	14	320MX/X	1	337CMX	1
1T175ES-5	11	5C214B	8	9C215BD-5	11	16C216FD-4/-5	14	321	3	337M	3
2C172M	2	5C214B-1	8	9C215MD-4	11	16C216MD-4/-5	14	321A	3	337RACMX	1
2T20	1	5C214D	8	9C215MD-5	11	16T244	8	321AB	3	337RAM	3
2T20MX	1	5C214D-1	8	9F212A	8	16T244-1	8	321ABX	1	337RCMX	1
2T214	8	5C214M	8	9F212M	2	16T244BS	8	321AM	3	337RM	1
2T214-1/B-1	8	5C214M-1	8	9F214	8	16T244BS-1	8	321AMX/AX	1	338MX/X	1
2T214BS	8	5C214MD	8	9F214-1	8	16T244ES	8	321B/M	3	339MX	1
2T214BS-1	8	5C214MD-1	8	9F214BD	8	16T244ES-1	8	322B/M	3	340X	1
2T214D	8	5F212A	8	9F214BD-1	8	16T244M	8	322RAB	3	341X	1
2T214D-1	8	5F212M	2	9F214MD	8	16T244M-1	8	322RABX	1	461P	4
2T214M-1	8	5H213/M	8	9F214MD-1	8	16T244MS	8	322RAM	3	462P12	4
2T214MD	8	6F212B	2	9T246MR-4/-5	13	16T244MS-1	8	322RAMX/RA-X	1	501P/02P	4
2T214MD-1	8	6F213/B	8	10W212M	2	16T244S	8	322RB/RM	3	504P	4
2T214MS	8	6H213	8	11C216BD-4/-5	14	16T244S-1	8	323/M	3	610P/51P	9
2T214MS-1	8	6T216BD-4/-5	14	11C216MD-4/-5	14	17C216M-4/-5	13	324/B	3	661P	9
2T214S	8	6T216MD-4/-5	14	11F244	8	18C215B-4	11	324BX/M	1	661-P10	9
2T214S-1	8	7C215B-4	11	11F244-1	8	18C215B-5	11	324X	1	3001B/M	5
2T215BSD-4	11	7C215B-5	11	11F244B	8	18C215M-4	11	325AF	3	3002B/M	5
2T215BSD-5	11	7C215BA-4	11	11F244B-1	8	18C215M-5	11	325AFX	1	3004M	6
2T215ES-4	11	7C215BA-5	11	11F244M	8	18W214FD-1	8	325F	3	3005M	7
2T215ES-5	11	7C215M-4	11	11F244M-1	8	19C214M	8	326M	3	3006M	6
2T215MSD-4	11	7C215M-5	11	11W212A	8	19C214M-1	8	326MX	1	3007B/M	5
2T215MSD-5	11	7C215MA-4	11	11W212M	2	19C214MD	8	327M	3	3008M	7
3C17MX	1	7C215MA-5	11	12F215BD/-4	11	19C214MD-1	8	328	3	3011B/M	3
3C212A	8	7F212	2	12F215BD-5	11	21T214ES	8	328AB/AM/B	3	3012B/M	3
3C212B/M	2	7F212	8	12F215MD-4	11	21T214ES-1	8	328BX/CMX	1	4001M	6
3C212MG	8	7F212A	8	12F215MD-5	11	21T215BD-4/MD-4	12	328CX	1	4002M	6

CHASSIS INDEX

CHASSIS	COLUMN NUMBER	CHASSIS	COLUMN NUMBER	CHASSIS	COLUMN NUMBER	CHASSIS	COLUMN NUMBER	CHASSIS	COLUMN NUMBER	CHASSIS	COLUMN NUMBER
C-255	4	C-281(CX-33)	3	C-303(CX-33S)	3	CT-75/77/81(CX-37)	8	CT-126(CX-37)	8	CT-145(CX-37)	8
C-263/65/66	4	C-285(CX-33A)	3	C-304(CX-33LH)	3	CT-95/99(CX-37)	8	CT-127(CX-37-1)	8	CT-146(CX-37-1)	8
C-267	4	C-286(CX-33F)	3	CT-27(CX-33DX)	1	CT-108(CX-37-1)	8	CT-128(CX-37)	8	CT-157/8(CX-38)	11
C-268(CX-32)	6	C-289(CX-33L)	3	CT-37(CX-33DX)	1	CT-109(CX-38)	11	CT-129(CX-37-1)	8	CT-171/72(CX-38)	11
C-268(CS-31)	6	C-290(CX-33M)	3	CT-38(CX-33DX)	1	CT-110/12(CX-37-1)	8	CT-130(CX-37)	8	CX-38C-4/5/6	12
C-271	4	C-292(CX-33K)	3	CT-39(CX-33DX)	1	CT-115(CX-37)	8	CT-131/34 (CX-37-1)	8	CX-38S	14
C-272(CS-30)	5	C-296(CX-33)	3	CT-45/47(CX-33DX)	1	CT-116(CX-37-1)	8	CT-139/40(CX-38)	11	CX-43	13
C-274(CX-31)	6	C-298(CX-33N)	3	CT-52/57/58(CX-36)	2	CT-121/22(CX-37)	8	CT-143(CX-37)	8	CXC-13	15
C-276(CX-30)	5	C-299(CX-33P)	3	CT-68(CX-36)	2	CT-123/124(CX-37-1)	8	CT-144(CX-37-1)	8	U-12/A	4
C-278/79(CX-32)	7	C-302(CX-33R)	3	CT-74(CX-36)	10	CT-125(CX-38)	11				

PART NAME	1	2	3	4	5	6	7	8	9	10
Flyback	750163C-1 Fly-2	850220D-1 Fly-134	750163A-1/C Fly-2	750002A Fly-4	750089B-1 Fly-5[5]	750119A-1 Fly-5[5]	750119A-1 Fly-5[5]	850220D-1/B-1[12] Fly-134	13655	850246A-1
Yoke	750192C-2/D-2	850221B-1 Y-7[6]	see note 8 Y-13	38986 Y-3	750093A-1	38986[11] Y-3	650231A-1 750093A-1	850221B-1[13] Y-7[6]	38734	850247B-1 Y-16
Vertical Output	650238A-1 26S57	750354B-1 26S53	650238A-1 26S57	94273 26S78	650149D-1 26S53	94277-2 26S78[5]	94277-3 26S78[5]	750354B-1 26S53	94223	750398A-1
Vert. Blocking Oscillator	NOT USED	NOT USED	NOT USED	38973 24A88	NOT USED	450187A-1 26A04	450187A-1 26A04	NOT USED	NOT USED	NOT USED
Width Coil	NOT USED	650589B-1 WC-26	NOT USED	39249 WC-15	450477A-1 WC-20[2]	450477A WC-20[3]	450477A-1 WC-20[3]	650589B-1 650746A-1 WC-26	NOT USED	650636A-1
Linearity	450938A-1 WC-20[1,2]	NOT USED	450477A-1 WC-20[1,2]	NOT USED	NOT USED	450477A WC-20[3]	450477A-1 WC-20[3]	650745A-1	NOT USED	NOT USED
Power	750144B-3 26R19[3,4]	750351C-1 26R92[3]	750144A-1 26R19[3,4]	94269[10]	750086C-1	750019C-1	75012A-1	750395B-1[16] 26R94[17]	94261[20]	750351C-1
Filament	650243A-1	NOT USED	650243A-1	94264	NOT USED	NOT USED	NOT USED	NOT USED	NOT USED	NOT USED
Focus Coil	750149B-1	NOT USED	750149A-1[9]	650001A-2/-1	650154A-1	650129C-1	650204B-1	NOT USED	38735	NOT USED
Audio Output	650216A-1 26S48	650216A-1 26S48	650216A-1 26S48	81192 24S56	451106A-1 24S50A[5]	94239 24S61[5]	94239 24S61[5]	650216A-1 26S48[15]	94222 26S49[5]	650216A-1 26S48
Choke	650215A-1 26C44[5]	650587C-1 26C44[5]	650215A-1 26C44[5]	94265 26C92	94267	94265 26C92	94265-1 26C92	650215A-2[14] 26C44[5]	94233	650587C-2
Horizontal Oscillator	650230A-1	750352B-1	650230A-1	38972 HS-1	450526A-1	450188B-1 HS-3	450188A-1 HS-3	SEE RINGING COIL	39816 HS-1	750352B-1
Horizontal Ringing Coil	650221A-1 HS-5[21]	NOT USED	650221A-1 HS-5[21]	NOT USED	NOT USED	NOT USED	NOT USED	650637B-1 HS-5	NOT USED	650221A-1 HS-5[21]
Antenna Input (Balun)	NOT USED	NOT USED	NOT USED	NOT USED	NOT USED	NOT USED	NOT USED	NOT USED	NOT USED	NOT USED
Video IF	451209A-1 17-1004	650590B-1 17-4534[7]	451209A-1 17-1004	38966 17-1001	450514B-2 17-1003	650136A/B-1 17-1001	650136B-1 17-1001	650590B-1 17-4534[7]	38740	650590B-1 17-4534[7]
Video IF	750261A-2 17-1005	750349B-1 17-4531	750261A-2 17-1005	38967 17-1002	450514B-1 17-1004	650137A/D-1 17-1002	650195B-1 17-1020	750349B-1 17-4521	38742	750349B-1 17-4521
Video IF	650218A-1 17-1064	750349B-1 17-4531	650218A-1 17-1064	38986 17-1003	450514B-1 17-1004	650138A/A-1 17-1001	650138A-1 17-1001	750349B-1 17-4521	38797	750349B-1 17-4521
Video IF	650218A-1 17-1064	750349B-1 17-4531	650218A-1 17-1064	38968 17-1003	NOT USED	650139B/B-1 17-1002	650139B-1 17-1002	750350B-1 17-4511[19]		750350B-1 17-4511[19]
Ratio Det. or Quadrature	650235A-1 17-1033	650584A-1 17-3497	650235A-1 17-1033	38971 17-1013	650151B-1 17-3497	650078B/-1 17-1043	38971-1 17-1013	650640A-1 20-1005	38971 17-1013	650584A-1 17-3497
Trap	650275A-1 19-1020	453225A-1 20-1004	650275A-1 19-1020	38969 17-1002	450520A-1 19-1020	650140A 20-1021	650140A-1 20-1021	650591A-1 20-1004		453225A-1 20-1004[5]
Trap	450518A-2 17-3495	650591A-2 20-1004	450518A-2 17-3495	NOT USED		NOT USED	NOT USED	NOT USED		650591A-2 20-1004
1st Sound IF	450518A-2 17-3495	650591A-3 20-1004	450518A-2 17-3495	38970 17-1011	450528B-1 17-1031	38970 17-1011	38970 17-1011	650591A-3 20-1005	38970 17-1011	650591A-3 20-1005
2nd Sound IF	NOT USED	NOT USED	NOT USED	38970 17-1011	450518A-1 17-3495	NOT USED	NOT USED	650638B-1 17-3412	NOT USED	NOT USED
AM IF and FM IF	NOT USED	NOT USED	NOT USED	NOT USED	NOT USED	NOT USED	NOT USED	NOT USED		NOT USED
AM IF and FM IF	NOT USED	NOT USED	NOT USED	NOT USED	NOT USED	NOT USED	NOT USED	NOT USED		NOT USED
Peaking	650220A-1 19-3500	650585A-1 19-3093	650220A-1 19-3500	38975 19-4122				650585A-1 19-3075		650585A-1 19-3075
Peaking	650219A-1 19-4180	650585A-2 19-3250	650219A-1 19-4180	38974 19-3250				650219A-8 19-4200		650585A-2 19-3250
Peaking	650219A-3 19-4120	650585A-8 19-4121	650219A-3 19-4120	38975 19-4122				650219A-9 19-3250[18]		650585A-8 19-3125[22]
Peaking	650220A-3 19-3250	650585A-4/9 19-3100	650220A-3 19-3250	38976 19-3093				650220A-5 19-3300[23]		650220A-5[23] 19-3300
RF Choke	470338A-1 19-1001	450338A-1 19-1002	470338A-1 19-1001	38977 19-3001	38977 19-3001			450338A-4 19-1002		450338A-4 19-1002
Filament Choke	452667A-1 19-3001	452667B-1 19-3001	452667A-1 19-3001	39877 19-3001	39877 19-3001			452667B-1 19-3001		452667B-1 19-3001

Service notes may be found at the end of the CAPEHART section.

PART NAME	11	12	13	14
Flyback	850285E/D-1 Fly-134	850349B-1 Fly-24[5,26]	850392A-1 Fly-76[5,25]	850365A-1 Fly-16[5,33] (WC-20)
Yoke	850221C-2 Y-7[6]	850350B-1/A-1 Y-9[27]	850394A-1 Y-16[6]	850364B-1 Y-16[6]
Vertical Output	750354C-2 26S53	750354C-2 26S53	750616B-1 26S72	750354C-3[34] 26S72
Vert. Blocking Oscillator	750615C/B-1 26A03	750615C/B-1 26A03	750615C/B-1 26A03	NOT USED
Width Coil	650589B-1 WC-26	651040B-1 WC-20[24]	650589B-1 WC-26	651130A-1 WC-20[35]
Linearity	NOT USED	NOT USED	NOT USED	NOT USED
Power	850300B-3 26R92	850300B-7 26R92	350300B-3 26R92	850367A-1 26R72
Filament	NOT USED	NOT USED	NOT USED	NOT USED
Focus Coil	NOT USED	NOT USED	NOT USED	NOT USED
Audio Output	650216A-3 26S48	651049A-1 24S61	651209A-1 24S53	651136A-1 24S61
Choke	650215A-5 26C43[5]	650215A-5 26C43[5]	650215A-8 26C41	651110A-1 26C44
Horizontal Oscillator	SEE RINGING COIL	SEE RINGING COIL	650975C-1 HS-3[28]	SEE RINGING COIL
Horizontal Ringing Coil	650637B-1 HS-5	650637B-1 HS-5	NOT USED	650637B-1 HS-5
Antenna Input (Balun)	15-1082	15-1082	15-1083	451581-1 15-1082
Video IF	750460C-1 17-5003	750460D-1 17-4504	750723B-1 17-4504	750723B-1 17-4504
Video IF	750462D-1 17-5002	650462D-1 17-5002	750856A-1 17-5002	750722B-1 17-5002
Video IF	750461D-1 17-5003	750461E-1 17-5003	750721B-1 17-5003	750721A-1 17-5003
Video IF	750468D-1	750665B-1 17-5014	750665B-1 17-5014	750665B-1 17-5014
Ratio Det. or Quadrature	650776A-1 20-1005	650776A-1 20-1005	650776A-1 20-1005	650776A-1 20-1005
Trap	NOT USED	650948C-1 17-4534	NOT USED	NOT USED
Trap	650929A-1 20-1020	650929A-1 20-1020	651000B-1 20-1020	650929A-1 20-1020
1st Sound IF	650929A-1 20-1020	650929A-1 20-1020	651213A-1 20-1020	650929A-1 20-1020
2nd Sound IF	650638B-1 17-3412	650638B-1 17-3412	651000B-1 20-1020	650638B-1 17-3412
AM IF and FM IF	NOT USED	NOT USED	NOT USED	NOT USED
AM IF and FM IF	NOT USED	NOT USED	NOT USED	NOT USED
Peaking	750597A-1 19-3160[30]	750597A-1 19-3160[30]	759597A-1 19-3160[30]	759597A-1 19-3160[30]
Peaking	750597A-2 19-3125[31]	750597A-2 19-3125[31]	650585A-2 19-3250	750597A-2 19-3125[31]
Peaking	750597A-4 19-4201	750597A-4 19-4201	750597A-7 19-4200	750597A-4 19-4201
Peaking	750597A-3 19-3100[32]	750597A-3 19-3100[32]	NOT USED	750597A-3 19-3100
RF Choke	450338A-4[29] 19-1002	450338A-4[29] 19-1002	19-1001	450338A-4[29] 19-1002
Filament Choke	NOT USED	NOT USED	NOT USED	

SERVICE NOTES

1 Use original slug or remount thru chassis.
2 Connect to terminals #3 and #4.
3 Use high current filament windings.
4 Use high current secondary windings.
5 Mounting difference.
6 May require use of original network.
7 Mount in original can.
8 750155A-G1/B/C replaced by Y-13, 750192B/A/D/-G2.
9 750149B-1/B-3, 750249B-3 - no replacement.
10 94231 used in amplifier chassis A-13 replaced by 24R05.
11 750093A-1 used in 16" models - no replacement.
12 85027B-1 used in 24" & 27" models - no replacement.
13 850273A-1 used in 24" & 27" models - no replacement.
14 650587C-1 used in 24" & 27" models - no replacement.
15 650216A-2 used in 24" & 27" models - no replacement.
16 750395B-3 used in 24" & 27" models - no replacement.
17 Parallel low current and one 5 AMP - 6.3 volt winding.
18 Parallel with 680 ohm resistor.
19 Add one 19-1003 in series with secondary return lead externally.
20 94231 used in radio chassis replaced by 24R05, 94280 used in radio chassis - no replacement.
21 Parallel with 18K resistor.
22 Parallel with 3.9K resistor.
23 650220A-10 replaced by 19-3125[21].
24 Connect #1 and #2 to #1 & #2 of flyback, #3 & #4 of WC-20 to AGC.
25 Original terminals 4 - 8 - 7 - 5 - 1 (Series a 120MMFD @ 4KV and a 1000 ohm
new terminals 5 - 4 - 4 - 2 - 1 resistor and connect across #3 & #7 of yoke.
Adjust values if necessary to reduce ringing.)
26 Original terminals 8 - 4 - 3 - 2 - 1 (Series 47 to 68MMFD @ 2KV and 1000 ohm
new terminals 9 - 8 - 5 - 3 - 1 resistor and connect across #3 & #7 of yoke.)
27 Remove ringing capacitor and connect as original.
28 Reverse coil in can.
29 450338A-5/7 replaced by 19-1005.
30 Parallel with 10K resistor.
31 Parallel with 5.6K resistor.
32 Parallel with 2.2K resistor.
33 Original terminals 4 - 8 - 7 - 5 - 1 (Connect 100MMFD and 1000 ohm resistor
new terminals 9 - 7 - 7 - 3 - 1 in series across #3 & #7 of yoke.)
Jumper #1 & #4 of WC-20 and connect to terminal #3 of Fly-16, connect terminal #3 of WC-20 to terminal #1 of Fly-16, connect terminal #2 of WC-20 to AFC & AGC.
34 750354C-1 alternate - no replacement.
35 Jumper #1 & #4 of WC-20, connect #3 of WC-20 to #1 of flyback, #1 & #4 of WC-20 to #5 of flyback, #2 to AFC & AGC.

CBS COLUMBIA

PARTS LIST

MFR'S. PART	REPLACEMENT	MFR'S. PART	REPLACEMENT	MFR'S. PART	REPLACEMENT	MFR'S. PART	REPLACEMENT	MFR'S. PART	REPLACEMENT	MFR'S. PART	REPLACEMENT
A1201	17-3497	A28323-1		PC10147	Fly-106	10000711		12001201		16000057	19-3300
A1202	17-3497	A28328		PC10148		10000721		12001211	17-5002	16000111	HS-5
A1406	26C44	A28329		PC10151		10000731	26R90	12001221	17-5003	16000151	19-1005
A3392	17-1003	A28330	Y-5[3,4]	PC10154-1	24S86[2]	10000741	24S50	12001241	17-3497	16000201	WC-18
A5866	26S51	A28330-1		PC10154-2	26S53	12000151	Fly-153	12001251	Fly-76[2,31]	16000351	WC-22
A10106	26A03	A58124	24S48	PC10155	Fly-16	12000201	17-3497	12001261	17-5004[19]	16000361	19-3180[22]
A10106-1	26A03	A58132	24S60[2]	PC10161	Fly-106	12000271	WC-22	12001271	Fly-16[2,35]	16000481	17-3495[19]
A10109	26R20	B10106	24A87	PC28255-1	19-3125	12000341	17-5000[19]	12001501	Y-16[3]	16000521	19-6022
A10115-4	26S51	PA28218	WC-16	PC28255-2	19-3180	12000751	Fly-153	14000021	26C44	16000522	19-3125
A10136	Fly-58	PA28253	19-3036	PC28255-8	19-3300	12000771	17-5002	14000101	26C44	16000524	19-3036
A10136B	Fly-58	PA28263	HS-5	PC28255-11	19-3180	12000781	17-5003	14000111	26C41	16000542	Y-18[3]
A10136-CM	Fly-58	PA28276	19-3001	PC28276	19-3001	12000801	17-5002	14000122	26C44	16001111	WC-23
A10137	Fly-58	PA28286	20-1004	PC28317-1	Y-5	12000841	Fly-16[16]	14000141	26C44	16001201	Y-14[3]
A10152	26S54[6]	PA28318	WC-16	PC28326	Y-14[3]	12000891	17-4521	15000221	17-1026	16001241	
A10152-1	26S54[6]	PB1201	17-3497	PC58121		12000901	17-5004	15000511	19-1001	16001251	WC-23
A10152-1A	26S54[6]	PB1202	17-3497	PC58121-3	24S51[2]	12000911	17-5004	15000531	19-5101	16001301	20C65[2]
A10152-2	26S75[37]	PB1406	26C44	PC58124	24S51[2]	12000931	17-3495	15000541	19-1001	16001351	Y-10[3,4]
A28322-1	Y-5	PB1414	26C43	PC58129		12000941		15000611	19-5102	16001362	19-3250[23]
A28253	19-3036	PB3392	17-1003	PC58134	24S51[2]	12000971	26A04	15000631	17-3402	16001364	19-3250
A28255-1	19-3125	PB10106-1	26A03	PD58121	26S49	12000981	26S72	15000651	19-1001	16001381	Y-18[3]
A28255-2	19-3180	PB10106-2	26A03	38G53	24S48	12001001		15000671	17-1026[24]	16001391	Y-10[3,4]
A28255-4	19-3300	PB28318	WC-16	10000063	26A03	12001011	17-5004	15000681	HS-9	16001401	20-1004
A28263	HS-5	PB28320	17-1006	10000221	26S19[2]	12001031	17-5001	15000701	19-1005	16001461	19-1005
A28276	19-3001	PB28321		10000231	22S58[2]	12001041		15000702	19-1001	16001481	Y-10[3,4]
A28278-1	Y-5	PB28327	WC-22	10000411	26R91	12001051	Fly-103	15000721	17-1026	16001491	Y-16[3,4]
A28278-3	Y-5	PB28345	14-1073	10000551	26S72[17]	12001091	Fly-103	15000741	HS-9	16001531	Y-16[3]
A28279-1	WC-15	PB33102A	16-6758	10000561	26R91	12001101	Fly-153	16000041	19-3125	16001541	Y-16[3,4]
A28280-19	17-1004	PC5812		10000571	26R91	12001111		16000042	19-3180	73000411	24S51
A28280-24		PC5866	24S51[2]	10000581		12001121	17-5004	16000044	19-4400	73000422	24S60[2]
A28286	20-1004	PC10109	26R20	10000611	26S19[2]	12001131	Fly-103	16000045	19-3500	73000521	24S50
A28292	WC-14	PC10115-6	26S53	10000661	26S72	12001151	17-3495	16000051	19-3250	73000522	
A28292E	WC-14	PC10136	Fly-58	10000671	24S50	12001171	17-5004	16000052	19-4201	73000801[28]	24S50
A28314	20-1021	PC10136R	Fly-58	10000691	26S72	12001181	Fly-77[2,30]	16000055	19-3300	73000871[28]	26C43
A28318-1	WC-23	PC10137C	Fly-58	10000701	24S61	12001191	Fly-155	16000056	19-3250	76000551	
A28318-8	WC-23										

MODEL INDEX

MODEL	COLUMN NUMBER	MODEL	COLUMN NUMBER	MODEL	COLUMN NUMBER	MODEL	COLUMN NUMBER	MODEL	COLUMN NUMBER	MODEL	COLUMN NUMBER
U3C627/28/31/32	10	6K322	14	7T310U	12	21C41	3	22C61B	3	22T18	5
U3C633/34/35/36	10	6K322U	14	7TR311/12	12	21L18	1	22C68	5	22T19	6
U3T602/15/16	10	6K327U/26U	14	17C18	1	21T11	3	22C68B	5	22T19B	6
U3T621/22/23/24	10	6KR323/24/27/28	14	17M06	5	22C05	6	22C78	5	22T28/B	5
U22C05	6	6T101/03/04	13	17M18	1	22C06	5	22C78B	5	22T38/B	5
U22C07/B	6	6T301	14	17T18	1	22C07	6	22C88	5	22TK301/21	10
U22T09/B/EB	6	6T301U	14	18C18	5	22C07B	6	22C88B	5	22TX1/2	8
U22T19/B	6	6T303	14	18L18	1	22C07M	6	22CK009	10	23C39/B	6
U22TK301/21	10	6T303U	14	18L18	5	22C08	5	22CK010	10	23C49	6
U23C39/B	6	6T304	14	18M08	1	22C09	6	22CX1	8	23C49L/LB	6
U23C49	6	6T304U	14	18M18	5	22C09B	6	22CX2	8	23C49S/SB/SM	6
U23C49L	6	6TR305/08	14	18M28	5	22C11	3	22CX3	8	23C59	6
U23C59	6	7K325	12	18M38	5	22C11B	3	22CX4	8	23C59/B	6
U23CS013/014	10	7K325U	12	18T18	5	22C18	5	22K38	2	23CK011/012	10
U23T15/19	6	7K326	12	18T28	5	22C18B	5	22L18	5	23CS013/014	10
U23T19/B	6	7K326U/29U/30U/32U	12	20M18	1	22C21	2	22M08	5	23T15/19	6
U23TH001/002/003/004	10	7K333U/34U	12	20M28	1	22C28	5	22M18	5	23T19/B	6
U23TS005/006/007/008	10	7KR329/30/32	12	20T18	1	22C31B	3	22M28	5	23TK001/002/003/004	10
3C627/28/31/32	10	7KR334	12	21C11	3	22C38	5	22M38	5	23TS005/006/007/008	10
3C633/34/35/36	10	7KR335/36	12	21C11B	3	22C41	3	22T09	6	27C11	4
3T602/15/16	10	7T307	12	21C18	1	22C48	5	22T09B	6	27C21	4
3T621/22/23/24	10	7T307U	12	21C21	3	22C48B	5	22T09EB	6	27C31	4
5C603/04	11	7T309	12	21C31B	3	22C58	5	22T11	3		
6K321	14	7T309U	12								
6K321U	14	7T310	12								

CHASSIS INDEX

CHASSIS	COLUMN NUMBER	CHASSIS	COLUMN NUMBER	CHASSIS	COLUMN NUMBER	CHASSIS	COLUMN NUMBER	CHASSIS	COLUMN NUMBER	CHASSIS	COLUMN NUMBER
750-3	5	820-6	5	821-11/14 (UHF)	5	921-94	7	1601/02	8	2001/02/03	14
751-3	5	821/-2	1	822-1/-2/-3/-4/-10	5	922-7/8	6	1603/04/05/06	10	2017	13
817/-1/-2	1	820-20	2	921-11/12/13/14/21	6	1021/-2	3	1607/08/10/11	10	3001/02/03	12
817-6/-46/-86	5	821-3/-4/-6/-6A	5	921-93	6	1027/-1	4	1621	11	3012/13/15	12
820/-1/-2	1										

Service notes may be found at the end of the CBS-COLUMBIA section.

CBS COLUMBIA

PART NAME	1	2	3	4	5	6	7	8	9	10
Flyback	A-10136 Fly-58	A-10136BCM A-10137 Fly-58	PC-10147 PC-10161 Fly-106	PC-10155 Fly-16	A-10136/B[12] Fly-58	12000751[15] Fly-153	12000841 Fly-16[16]	12001051 Fly-103	12001001	12001131[26] Fly-103
Yoke	A-28322-1[1] A-28278-3 Y-5	A-28330 Y-53,4	PC-28317-1 Y-5	PC-28326 Y-14[3]	A-28330[1] Y-53,4	16000542 16001381 Y-18[3]	16001201 Y-14[3]	16001351 Y-10[3,4]	16001241	16001351[27] Y-10[3,4]
Vertical Output	A-10152-1/-1A[5] 26S54[6]	A-10152-1/-1A[5] 26S54[6]	PC-10115-6 PC-10154-2 26S53	PC-10154-1 24S86[2]	A-10152/-1/-1A 26S54[6]	10000221 26S19[2]	10000551 26S72[17]	10000611 26S19[2]	12000981 26S72	10000611 26S19[2]
Vert. Blocking Oscillator	B-10106[7] 24A87	B-10106[7] 24A87	PB-10106-2 26A03	PB-10106-2 26A03	A-10106/-1 26A03	10000063 26A03	10000063 26A03	NOT USED	12000971 26A04	NOT USED
Width Coil	A-28279-1[8] WC-15	A-28318-8 WC-23	PA-28318 PB-28318 WC-16	PA-28318 PB-28318 WC-16	A-28318-1[13] WC-23	16001111 WC-23	16001111 WC-23	NOT USED	12000271 WC-22	NOT USED
Linearity	A-28292 WC-14	A-28292E WC-14	PA-28218 PA-28318 WC-16	PB-28327 WC-22	A-28292 WC-14	16000201 WC-18	16000351 WC-22	NOT USED	16001251 WC-23	NOT USED
Power	A-10109 PC-10109 26R20	A-10109 PC-10109 26R20	PC-10148	PC-10151	A-10109 26R20	10000571 10000411 26R91	10000561 26R91	NOT USED	10000581	NOT USED
Filament	NOT USED	NOT USED	NOT USED	NOT USED	NOT USED	NOT USED	NOT USED	NOT USED	NOT USED	NOT USED
Focus Coil	NOT USED	NOT USED	NOT USED	NOT USED	NOT USED	NOT USED	NOT USED	NOT USED	NOT USED	NOT USED
Audio Output	38G53[9] 24S48	PC-58121-3 24S51[2]	PD-58121[10] 26S49	PD-58121 26S49	PC-58134[9] 24S51[2]	73000411[18] 24S51	73000411[18] 24S51	73000521[21] 24S50	10000231 22S58[2]	73000801[28] 10000671 24S50
Choke	A-1406 PB-1406 26C44	A-1406 PB-1406 26C44	PB-1414 26C43	PB-1406 26C44	A-1406 PB-1406 26C44	14000021 26C44	14000101 26C44	NOT USED	16001301 20C65[2]	73000801[28] 14000111 26C41
Horizontal Oscillator	SEE RINGING COIL	SEE RINGING COIL	SEE RINGING COIL	SEE RINGING COIL	SEE RINGING COIL	SEE RINGING COIL	SEE RINGING COIL	15000681 HS-9	SEE RINGING COIL	15000681 15000741 HS-9
Horizontal Ringing Coil	A-28263 HS-5	A-28263 HS-5	A-28263 HS-5	A-28263 HS-5	A-28263 HS-5	16000111 HS-5	16000111 HS-5	NOT USED	16000111 HS-5	NOT USED
Antenna Input (Balun)	A-28280-24		NOT USED	NOT USED			NOT USED		NOT USED	
Video IF	A-28280-19 17-1004		17-1004	17-1004		12000341 17-5000[19]	12000341 17-5000[19]	12001011 17-5004	12000901 17-5004	12001011 17-5004
Video IF	A-3392 17-1003	A-3392 17-1003	PB3392 17-1003	PB3392 17-1003	A-3392 17-1003	12000771 17-5002	12000771 17-5002	12001121 17-5004	12000911 17-5004	12001111 12001041
Video IF	A-3392 17-1003	A-3392 17-1003	PB28320 17-1006	PB28320 17-1006	A-3392 17-1003	12000781 17-5003	12000781 17-5003	12001031 17-5001	12000891 17-4521	12001031 17-5001
Video IF	A-3392 17-1003	A-3392 17-1003	PB3392[11] 17-1003	PB3392[11] 17-1003	A-3392 17-1003	12000801 17-5002	12000801 17-5002	12001041		12001171 17-5004
Ratio Det. or Quadrature	A-1201/2 17-3497	A-1201/2 17-3497	PB-1201/2 17-3497	PB-1201/2 17-3497	A-1201/2 17-3497	12000201 17-3497	12000201 17-3497	15000721 17-1026	12000201 17-3497	15000221 17-1026
Trap	A-28286 20-1004	A-28286 20-1004	PA28286 20-1004	PA28286 20-1004	A-28286 20-1004	16000481 17-3495[19]	16000481 17-3495[19]	15000671 17-1026[24]	15000631 17-3402	16001401 20-1004
Trap	A-28314 20-1021	A-28314 20-1021	NOT USED	NOT USED	A-28314 20-1021	NOT USED	NOT USED	NOT USED	NOT USED	NOT USED
1st Sound IF	A-28286 20-1004	A-28286 20-1004	PA28286 20-1004	PA28286 20-1004	A-28286 20-1004	16000481 17-3495[19]	16000481 17-3495[19]	15000671 17-1026[24]	12000941	15000671 17-1026[24]
2nd Sound IF	NOT USED	NOT USED	NOT USED	NOT USED	NOT USED	NOT USED	NOT USED	12001041	12000931 17-3495	12001151 17-3495
AM IF and FM IF	PB-33102A 16-6758	PB-33102A 16-6758	NOT USED	NOT USED	NOT USED	NOT USED	NOT USED	NOT USED	NOT USED	NOT USED
AM IF and FM IF	PB-33102A 16-6758	PB-33102A 16-6758	NOT USED	NOT USED	NOT USED	NOT USED	NOT USED	NOT USED	NOT USED	NOT USED
Peaking	A-28255-2 19-3180	A-28255-2 19-3180	PC-28255-2 19-3180	PC-28255-2 19-3180	A-28255-2 19-3180	16000056 19-3250	16000056 19-3250	16000361 19-3180[22]	16000051[25] 19-3250	16001461[29] 19-1005
Peaking	A-28255-1 19-3125	A-28255-1 19-3125	PC-28255-1 19-3125	PC-28255-1 19-3125	A-28255-1 19-3125	16000055 19-3300	16000055 19-3300	16000045 19-3500	16000524[25] 19-3036	16001364 19-3250
Peaking	A-28255-4 19-3300	A-28255-4 19-3300	PC-28255-8 19-3300	PC-28255-8 19-3300	A-28255-4 19-3300	16000041 19-3125	16000041 19-3125	15000701 19-1005	16000521[25] 19-6022	16000045 19-3500
Peaking	A-28255-1 19-3125	A-28255-1 19-3125	PC-28255-11 19-3180	PC-28255-11 19-3180	NOT USED	16000042 19-3180	16000042 19-3180	16001362 19-3250[23]	15000611 19-5102	15000701 19-1005
RF Choke	A-28253 19-3036	A-28253 19-3036	PA-28253 19-3036	PA-28253 19-3036	A-28253 19-3036	16000044 19-4400	16000044 19-4400	16000042 19-3180		
Filament Choke	A-28276 19-3001	A-28276 19-3001	PA-28276 19-3001	PA-28276 19-3001	A-28276 19-3001	16000151 19-1005	16000151 19-1005	15000651 19-1001	15000511 19-1001	15000651 19-1001

Service notes may be found at the end of the CBS-COLUMBIA section.

CBS COLUMBIA

PART NAME	11	12	13	14
Flyback	12001181 Fly-77[2,30]	12001251 Fly-76[2,31]	12001271 Fly-16[2,35]	12001191 Fly-155
Yoke	16001491 Y-16[3,4]	16001531 Y-16[3]	16001541 Y-16[3,4]	12001501 Y-16[3]
Vertical Output	10000661 26S72	10000691 26S72[17]	10000661 26S72	10000661 26S72
Vert. Blocking Oscillator	NOT USED	NOT USED	NOT USED	NOT USED
Width Coil	NOT USED	NOT USED	NOT USED	NOT USED
Linearity	NOT USED	NOT USED	NOT USED	NOT USED
Power	NOT USED	10000731[32] 26R90	NOT USED	NOT USED
Filament	NOT USED	NOT USED	NOT USED	NOT USED
Focus Coil	NOT USED	NOT USED	NOT USED	NOT USED
Audio Output	73000871[28] 24S50	10000701[33] 24S61	10000741 24S50	10000741 24S50
Choke	73000871[28] 26C43	14000141 26C44	14000122 26C44	14000122 26C44
Horizontal Oscillator	15000741 HS-9	SEE RINGING COIL	15000741 HS-9	15000741 HS-3
Horizontal Ringing Coil	NOT USED	16001521 HS-5	NOT USED	NOT USED
Antenna Input (Balun)				
Video IF	12001171 17-5004	12001211 17-5002	12001171 17-5004	12001171 17-5004
Video IF	12001111	12001221 17-5003	12001111	12001111
Video IF	12001031 17-5001	12001031 17-5001	12001031 17-5001	12001031 17-5001
Video IF	12001041	12001261 17-5004[19]	12001201	12001201
Ratio Det. or Quadrature	15000721 17-1026	12001241 17-3497	15000721 17-1026	15000721 17-1026
Trap	16001401 20-1004	16001401 20-1004	16001401 20-1004	16001401 20-1004
Trap	NOT USED	NOT USED	NOT USED	NOT USED
1st Sound IF	15000671 17-1026[24]	15000761 17-1026	15000761 17-1026	15000761 17-1026
2nd Sound IF	12001151 17-3495	12000931 17-3495	12001151 17-3495	12001151 17-3495
AM IF and FM IF	NOT USED	NOT USED	NOT USED	NOT USED
AM IF and FM IF	NOT USED	NOT USED	NOT USED	NOT USED
Peaking	16001461[29] 19-1005	16001461[34] 19-1005	16000045 19-3500	16000045 19-3500
Peaking	16001364 19-3250	16000041 19-3125	16000041 19-3125	16000041 19-3125
Peaking	16000045 19-3500	16000056 19-3250	16001364 19-3250	16001364 19-3250
Peaking	15000701 19-1005	16000042 19-3180	16000045 19-3500	16000045 19-3500
RF Choke	15000702 19-1001	15000702 19-1001	15000702 19-1001	15000702 19-1001
Filament Choke	15000651 19-1001	15000651 19-1001	15000651 19-1001	15000651 19-1001

SERVICE NOTES

1 A-28323-1, A28328, A23829, A28330-1 used in a few models - no replacement.
2 Mounting difference.
3 May require use of original yoke network.
4 Use original yoke cover and centering device.
5 A-10115-4 used in a few models replaced by 26S51, A-10152-2 used in Chassis 821-2 replaced by 26S75[37]
6 Connect as follows: blue lead to vertical output tube plate, green lead and brown lead of yoke to boosted B , green lead of deflection yoke to the red lead of vertical output transformer.
7 A-10106/-1 (alternate) replaced by 26A03.
8 A-28318-1 used in chassis 821, 821-2 replaced by WC-23.
9 A-5866, A58124 used in some models replaced by 24S48.
10 PC-58121, PC-58129, PC-5812 - no replacement; A-58132 replaced by 24S60[2].
11 PB28321 (video detector assy.) - no replacement.
12 A-10137, DC-10137C replaced by Fly-58.
13 A-28279-1 used in chassis 817-6 & 820-6 replaced by WC-15.
14 Original terminals 9 - 7 - 8 - 1 - 5 - 6 (Connect original width coil to new flyback #4 & #5.)
new terminals 3 - 2 & 10 - 7 - 4 - AGC - AGC
15 12000151, 12001101 replaced by Fly-153.
16 Connect as original except connect original #4 to new #T.
17 Connect as autoformer.
18 73000422 used in model 22C05, 22T09/B/EB replaced by 24S60[2].
19 Use one winding only.
20 Cut and tape blanking winding lead.
21 73000522, 76000551 used in some console models - no replacement.
22 Parallel with 33K resistor.
23 Parallel with 39K resistor.
24 Add 10MMFD capacitor externally.
25 15000522 replaced by 19-5101; 15000541 replaced by 19-1001; 16000522 replaced by 19-3125.
26 12001051, 12001091 replaced by Fly-103.
27 16001391, 16001481 replaced by Y-10[3,4].
28 Speaker number - choke and audio output mounted on speaker on some models.
29 16000045 replaced by 19-3500.
30 Original terminals 5 - 4 - 2 - 1 (If necessary to reduce ringing, connect a 56MMFD in parallel with 150MMFD and connect 1K-1/2 watt resistor in series with this combination.
new terminals 4 - 8 - 1 - 1
31 Connect same as original except conner original #6 to #8. To reduce yoke ringing, connect 10K resistor on terminal #3 of flyback (adjust value if necessary) in series with 120MMFD capacitor across yoke #3 & #7.
32 10000711 - no replacement.
33 10000721 - no replacement.
34 16000044 replaced by 19-4400; 16000052 replaced by 19-4201.
35 Original terminals 4 - 2 - 8 - 7 (To increase width add 50-100MMFD across #3 & #1 of yoke to reduce ringing - connect 1K-1/2 watt resistor in series with 120MMFD capacitor.
new terminals 9 - 7 - 3 - 1
36 Original terminals 8 - 6 - 4 - 3 (To increase width add 50-100MMFD across #3 & #1 of flyback - to reduce ringing connect 1K-1/2 watt resistor in series with 75MMFD capacitor. Disconnect 4700 ohms resistor from circuit and remove yoke CT lead.
new terminals 9 - 7 - 3 - 1
37 Jumper terminals #2 & #3, use #1 & #4 for primary, use #5 & #9 for secondary.

PARTS LIST

USE THIS PAGE if PART NUMBER is available.

CORONADO

MFR'S. PART	REPLACEMENT
9A1974	FC 2
9A1976	WC 11
9A1977	19-4180
9A1978	19-4122
9A1979	19-3036
9A1980	17-1004
9A1981	WC 14
9A1982	17-1005
9A1983	17-1013
9A1984	HS 2
9A1985	20-1021
9A1986	17-1011
9A1987	Y 3
9A2023/33	19-3001
9A2035	
9A2042	16-6758
9A2048	Y 3
9A2049	17-1013
9A2055	17-1005
9A2071	17-1002
9A2072	17-1003
9A2073	20-1021
9A2074	20-1004
9A2075	WC 11
9A2076	17-1020
9A2080	Y 7
9A2081	
9A2086	19-1920
9A2087	19-1921
9A2088	19-1922
9A2090	19-1923
9A2096	HS 5
9A2106	Y 3
9A2107	
9A2108	16-6758
9A2111	WC 14
9A2115	Y 5[4]
9A2147	
9A2149	Y 5[4]
9A2165	17-1006
9A2166	17-1005
9A2167	17-1002
9A2168	17-1031[1]
9A2169	20-1021
9A2170	17-3495
9A2171	17-1033
9A2172	WC 16
9A2183	WC 15[7]
9A2189	
9A2194	Y 7[4]
9A2195	Y 7[4]
9A2201	17-1031
9A2225	17-1006
9A2226	17-1002
9A2230	17-1063
9A2255	Y 4
9A2256	Y 4
9A2261	Y 4
9A2262	WC 22
9A2269	17-3497
9A2274	Y 4
9A2295	17-1033
9A2316	17-5001
9A2317	17-5003
9A2318	17-5001
9A2319	17-5004
9A2320	17-4522[35]
9A2321	20-1045
9A2323	17-3495
9A2330	17-1063
9A2333	
9A2334-1	Y 4[4]
9A2334-2	Y 4[4]
9A2363	17-4536
9A2364	17-4535
9A2365	17-4534
9A2366	20-1004
9A2367/B	20-1005
9A2368	17-3495
9A2369	17-4534
9A2370	17-4514
9A2371	HS 7
9A2372	HS 8
9A2373-1	Y 76
9A2375	19-3036
9A2380	19-1001
9A2381	WC 22
9A2382	20-1004
9A2383	17-1026
9A2385	Y 76

MFR'S. PART	REPLACEMENT
9A2387	Y 71
9A2388	Y 71
9A2388-B/-1B	Y 71
9A2390	
9A2403	Y 71
9A2413	20-1005
9A2414	17-4535
9A2415	Y 72
9A2416	HS 7
9A2417	
9A2423	Y 76
9A2425	20-1020[52]
9A2426	20-1005[48]
9A2427	20-1049
9A2428	
9A2429	
9A2430	HS 5
9A2434	17-1026
9A2435	
9A2436	17-4500
9A2440	16-3487
9A2444	
9A2450	17-3494
9A2451	
9A2453	Y 72
9A2458/B	Y 71
9A2461	17-4538
9A2466	HS 7
9A2469	16-6758
9A2470	16-6758
9A2476	Y 72
9A2477/-1/ -1B/-1C	Y 72
9A2481/B	HS 7
9A2482/-1A	Y 71
9A2483	
9A2484/-1	Y 72
9A2485-1D/ -1F/-2	Y 73
9A2486	
9A2487/A	HS 5
9A2491	16-6758
9A2492	16-3487
9A2493	16-3487
9A2497/B	16-3487
9A2504	20-1004
9A2508	16-6758
9A2513	HS 5
9A2514/-1/ -2/-2C	Y 74
9A2515/B	HS 16
9A2522/-1B	Y 104
9A2525	
9A2526	
9A2527	17-1075
9A2529	
9A2530	
9A2539	
9A2540	
9A2541	
9A2542	
9A2544-1	Y 73
9A2546	
9A2546	
9A2547	
12A-18839	26R15
12A18839-1	26R15
12C-18743	24S52
12C-19048	26S14
12C-19048-2	26S14
12C-23704/-1	24S49
12C-23704-2	24S49
12C-25148-1	24S50
12D-23699/-3	26F67
12D-25563	
12E-23726/-1	26S52
12E-23939	Fly 80
12E-24440	HS 7
12E-25101-1	26S75[1,45]
12E-25423	Fly 97
12E-26007	
12E-26993	HS 7[1]
12E-27097	Fly 99
12E-27149	Fly 98
12E-27156	26S14
12E-27189	26S52
12M-18241	26A03
12M-18241-1	26A03
13A-19514	17-1031
13A-24203	17-1002[38]

MFR'S. PART	REPLACEMENT
13A-24224	17-5004
13A-24937	17-5003
13A-25139	17-1064
13A-25140	17-1064
13A-26994	17-4523[11]
13A-26995	17-4536[11]
13A-26998	17-4500[11]
13B-17731	16-6758
13B-23887	17-4524
13B-26011	
13B-27003	
13B-27003-1	
13C-24963	20-1020[52]
13D-19540	HS 5
13M-18233	WC 11[7]
13M-19521	17-1003
13M-19643	17-3493
13M-23755	Y 5
13M-24085	HS 5
13M-24086	HS 6[1]
13M-24441	HS 8
13M-25686	20-1006
13M-26979	
13M-26988	20-1005[1]
13M-26992	HS 8[1]
13M-76988	20-1005[11]
16A-17937	19-3001
16A-17959	26C44
16A-18676	19-1002
16A-19365	19-4500
16A-19485	19-3250
16A-10486	19-4500
16A-20970	19-3250
16A-21391	19-3300
16A-21701	19-1005
16A-22923	19-6022
16A-23889/-1	26C80
16A-24019	19-3500
16A-24020	19-3180
16A-24090	19-1005
16A-25441	17-3401
16A-25688	19-1001
16A-26520	19-1004
16A-26985	19-1001
16A-26987	
16A-26991	17-3401[11]
16A-27202	19-3250
16A-27204	19-4400
16A-27466	19-3075
16A-27467	19-4400
16B-16023	19-1002
16B-21546	26C78
16B-25146-3	26C78
16B-26438	26C81
31A-078	17-1003
31A-095	17-1003
31A-50	17-1003
31B-257-8	17-1003
31TA-413	
34A-575	19-3001
36A1	19-3100
36A2	19-3180
36A4	19-4201[12]
36A5	19-3660
36A7	19-4160
36A8	19-4180
36A10	19-4060
36A11	19-3500
36A12	19-4160
36A13	19-4180
36A16	19-3075[22]
36A22	19-3300
36A23	19-7100[34]
36A25	19-3100[34]
36A27	19-3330
36A28	19-4400[41]
36A33	19-3250[17]
36A34	19-4400
36A35	19-3093[24]
36A36	19-3100
36A37	19-3250[12]
36A38	19-4201
36A39	19-3250
36A40	19-4073[24]
36A41	19-3100[58]
36A42	19-3036
36A43	19-3160[24]
36A44	19-4201[48]
36A45	19-3275
36A47	

MFR'S. PART	REPLACEMENT
36A48	19-4160
36A49	19-4201
36A50	19-3250[48]
36A51	19-3375[48]
36A52	19-3375[48]
36A53	19-3660[48]
36A54	19-4201[48]
36A56	19-3500
36A91-1	19-4201
36A91-2	
36A91-3	19-3330
36A91-8	
36A91-9	19-3300
36A91-10	19-4201
43X303	
50A431	17-1063
50A432	20-1020
50A372-1	17-1004
50B406	17-1033
50B411	HS 5
51A1037	17-3402
51A1065	FC 1
51B1071	WC 14
51B1072	WC 14
51B1072/-1	WC 11
51B1153	HS 3
51B1158	
51B1857	20-1005
51B1996	20-1020
51X0235-000	24S53
51X139	24S52
51X140	24S86[1]
51X146	24S52
51X147	26S48
51X149	26S52
51X150	24S51
51X150A	24S51
51X151	26S52
51X154	24S51
51X156	26S54
51X159	26S53[6]
51X166	24S51
51X168	26S54[1]
51X173/A	26S22
51X174	24S51[1]
51X176	24S51
51X180	22S60
51X181	22S87
51X185	24S48
51X186/A	26S22
51X186-2	26S22
51X191	26S08
51X192/-2/-3/ -4/-5	24S48
51X193/-2/-3	26S85
51X206/A/B	24S48
51X207/A/-1	26S22
51X208	24S48
51X209	26S08
51X220/-1/-2/ -3/-4/-5	24S96
51X223/-1/ -2A/-3	26S08
51X224/-1	26S08[1]
51X229-1	26S30
51X233-1	26S23
52C170	26R27U
52C185	26R64
52X87	26C93
52X88	26C93
52X90	26C93
52X91	26C93
52X95	26C79
52X95-2/-2A	26C79
52X95-4	26C79
52X95-5	26C79
52X95-6	26C79
52X95-7/-10/ -11/-12/-13	26C79
52X102/-2/-3/ -4/-4A	26C79
52X104/1A/-1B/ -2/-3	26C78
52X112-1/-3	26C78
53A180	Y 3
53A307	19-1006
53B140	Y 3
53C306	24S51[1]
53X296	Fly 1
53X297	26R68

MFR'S. PART	REPLACEMENT
53X298	26R15[1,13]
53X301	Fly 5[1,5]
53X302	26R35[1,13]
53X303	
53X308	26R35[13]
53X313	26R35[13]
53X315	
53X318	26R95
53X319	Fly 169
53X320	Fly 169
53X323	
53X324	26R91[1]
53X325	26R92
53X326	Fly 37
53X328	Fly 37
53X329	Fly 37
53X330	Fly 37
53X331	26R24
53X333	26R34
53X334	26R34
53X326	Fly 37
53X328	Fly 37
53X329	Fly 37
53X330	Fly 37
53X331	26R24
53X332	26R89[13]
53X333	26R34
53X334	26R34
53X339	26R56
53X340A	26R89[13]
53X346	Fly 37
53X350	Fly 202
53X354	26R11
53X354A	26R11
53X355	Fly 203
53X359	Fly 202
53X362/G	Fly 223
53X366	
53X368	Fly 146[42]
53X372	Fly 146[42]
53X382	Fly 226
53X383	26R106
53X386A	Fly 224
53X389	Fly 225
53X390	Fly 244
53X391/A/2/2A	26R49[68]
53X394	Fly 226
53X395/A/B	26R106
53X397/A/-2	Fly 244
53X398A/F	Fly 146
53X399	Fly 225
53X400	
53X401	
53X404	24R57[68]
53X406/D	
53X408/-000A	Fly 225[70]
53X412/-2	
53X413	
53X415/A	26R107
54X4	24A88
54X5	26A03
54X7	26A03[1]
54X8/10	26A03
54X17/16	21F08[1]
54X19/-A	26A03
54X20	21F21
54X24	
55A128	26S52
55A303	26S75
55A318	24S51
55A333	Fly 146
55B114	24S86
55B115	24A87
55C113-1	Fly 1
55C133	Fly 5[1,29]
55C134	24S52
56A251	26C92[1]
56A253	26C92[1]
56A264	26C92[1]
56X95-6	26C44[1]
85C079	24S52
A-13D-16943	HS 5
A-13D-19355	HS 5
A-13M-18026	17-1003
A-13M-18961	WC 16[7]
A-13M-18962	
A-13M-19320	
A-13M-19499	
A-16A-16637	19-1003
A-16A-19365	19-1923

MFR'S. PART	REPLACEMENT
A-16A-19386	19-1922
A-201-15608	19-3001
A-201-15676	
A-201-16170	
A-201-16171	
A-201-16172	
A-201-18746	17-3401
AT-50	24S48
AT-52	24S53
B-12C-1007-4	24S50
B-12C-16050	26S53
B-12C-17303	26S51
B-12M-15662	
B-13A-18783	17-1031
B-13B-18784	17-1064[1]
B-13M-13589-1	
B-13M-13589-2	
B-13M-13590	Y 3
B-13M-17273	17-3493
B-13M-18888	Y 5
B-16A-16051	26C92
B-16M-16157	
B-201-15612	17-1004
B-201-15945	
C-9-228-5	26S51
C-12A-15624	26C93
C-12A-17822	26R15
C-12M-18285	Fly 34
C-12M-18408	Fly 36
C-12M-18689	Fly 35
C-12M-18689-1	Fly 35
C-12M-18689-2	Fly 35
C-12M-19407	Fly 36
C-12M-19407-1	Fly 36
C-12M-19407-2	Fly 36
C-12M-19408	Fly 36
C-16A-15624	26C43
C-18A-18022	24S52
C-18A-18157	24S52
C-8-G-11892	19-1923
C-201-15717	17-3493
C-201-16155	17-1021
C-201-18530	Fly 35
C-201-18562	Fly 35
C-201-18562-1	Fly 35
C-201-19490	Y 5
DY-12-M	Y 7
FC-5/B	26C79
FC-18	26C79
FC-23	26C81
L-103	17-5002
L-110-A/B	17-1031
L-126	19-4160
L-127	19-3375
L-128	
L-132A	HS 5
L-149/B	Y 64
L-150	
L-151	17-5004
L-152	17-3488
L-154	
L-155	
L-156	HS 5
L-160	19-1005
L-161/-1	
L-162	
L-163	
L-164	19-1001
L-165	17-5003
L-167	17-3494
L-177	Y 64
L-179	
L-188	
L-195	17-5002
L-196	
L-197	Y 101
LC-1	19-1001
LC-9	20C49
LC-11	19-7047
LHO-2-E	HS 5
LIF-8-C	17-1031[1]
LIF-11	16-3445
LM-77J4	WC 14
LM-77J4-1	WC 20
LM-77J4-3	WC 20
LP-12A	19-3500
LP-17	19-3160[12]
LP-18	19-3160[12]
LTO-3	17-3495
LTO-13	17-3495
LV-6	17-1003

CONTINUED NEXT PAGE

Service notes may be found at the end of the CORONADO section.

PARTS LIST (CONTINUED)

USE THIS PAGE if PART NUMBER is available.

MFR'S. PART	REPLACEMENT
LV-7	17-1063
LV-8	17-1064
LV-9	17-1003
RC3-45167	
S-38A1003	HS 7
SPK-135	24S53
T-116	26S72
T-116A	26S72
T-116B	26S72
T-122B	21F12[1]
T-123	24S51
T-124A	Fly 5
T-124B	Fly 5
T-124D	Fly 5
T-129	21F12[1]
TLF-140-D	19-1003
TLF-535-D	19-4073
TLF-553-D	WC 18
TLF-573-D	
TLF-574-D	17-1063
TLF-576-D	17-1063
TLF-579-D	17-3400
TLF-580-D	HS 7
TLF-581-D	HS 8
TLF-592-D	
TLF-593-D	17-1062
TLF-594-D	17-3497
TLF-611G	17-1003
TR-50A/B	26S08
TR-51/A	Fly 137[61]

MFR'S. PART	REPLACEMENT
TR-52	26R51
TR-77A	26S08
TR-78A	26S85
TR-79	
TTR-185-1-D	26S51
TTR-195-2-D	24S50
TTR-209-D	Fly 5[1]
TTR-224-D	Y 12[7]
TTR-226-D	26C43
TTR-251-G	
10-541	17-1062
10-542	17-1064
10-543	17-1063
10-544	17-3402
10-549	FC 1
10-551	WC 11
10-552	17-1033
10-555	HS 5
50-688	17-5004
51-2101	19-4400[24]
51-2102	19-3660
51-2166	
51-2167	17-4534
51-2168	17-4522
51-2169	HS 4
51-2184	19-3160[47]
53-342	19-1004
53-396	Y 60[40]
53-398	Y 49[4]

MFR'S. PART	REPLACEMENT
55-303	26S75[50]
55-304	
55-307	
55-308	26S75[46]
55-309	26S75[46]
80-252	Fly 1
80-253	26S49
80-254	26R95
80-255	26S78
80-257	26A03
83-650	Y 3
100131	19-3125
101819	19-3036
103037	19-3375
105295	
106383	20-1050
109252	17-3418
109253	17-3419
109255	
109257	19-3600
109261	20-1052
109264	
109457	Y 107
109840	19-3036
112820	Fly 273
112821	26S86
112822	26S48
112829	26C81
112845	26R150

MFR'S. PART	REPLACEMENT
112866	
112869	
112870	
112872	
112873	
112874	
112875	
112877	
112879	
113382	
113383	
113388	19-3600
113390	26S86
113404	
113547	
113640	
508241	26C93
508341	26C93
509376	24S51
509378	17-3402
509603	20-1004
509706	17-3493
520591	
520620	19-3180
520942	Y 7[4]
520943	HS 9
520975	26S53[6]
520980	26A03
520984	19-3160

MFR'S. PART	REPLACEMENT
520985	19-3660
520986	19-3660
521066	Fly 24
521782	
521783	
521784	
521785	
521786	
521787	
521906	
521907	
050-200688	
051-102101	19-4400[24]
051-102102	
051-102184	19-3160[47]
051-201857	
051-201996	20-1020
051-202166	
051-202167	
051-202168	
051-202169	HS 5
053-100307	19-1005
053-100342	19-1001
053-300396	Y 16[4,40]
055-100303	26S75[53]
055-300301	Fly 146
055-300303	26S75
121-001544	
201-15608	19-6022

MFR'S. PART	REPLACEMENT
201-15612	17-1004
201-19490-1	Y 5[4]
201-19817-1	Fly 36
201-20062	17-3401
201-20186	WC 17[7]
201-20265	19-1005
201-23727	20-1005
201-23729	20-1020
201-23729-1	20-1020[52]
201-23829	17-1004
201-23873	17-3495
201-23873-1	17-3495
201-24043	
201-24056	Y 5[4]
201-24472	HS 7
201-24472-1	HS 7
201-24473-2	HS 8
201-24473-3	HS 8
201-24748	Y 5
201-25360	Y 16[37]
201-25566	
201-26019	Y 18[44]
201-27120	Y 16[4]
255-100011	26S85
255-100012	24S48
256-200002	26C92
1055-25235	
1085-27617	

Next page for MODEL index

Service notes may be found at the end of the CORONADO section.

MODEL INDEX

CORONADO

MODEL	COLUMN NUMBER
FA43-8965	12
FA43-8966	12
K-21(43-9041)	3
K-72(43-9031)	3
K-73L(43-9030)	3
TV1-9017A/B	18
TV1-9135A/B	18
TV1-9137A/B	18
TV1-9139A/B	18
TV1-9141A/B	18
TV1-9143B/44B	12
TV1-9305A	25
TV1-9310A	18
TV1-9320A/30A/32A	22
TV1-9356A/57A	22
TV1-9399A	21
TV1-9400A	21
TV1-9404A/06A	26
TV1-9407A	26
TV1-9408A/09A	26
TV1-9410A/11A	26
TV2-9155A	20
TV2-9157A/59A	19
TV2-9160A/61A/62A	19
TV2-9324A/B	23
TV2-9325A	23
TV2-9326A/B	23
TV2-9327A	23
TV2-9334A/B	23
TV2-9335A	23
TV2-9336A/B	23
TV2-9337A	23
TV2-9338A/39A	24
TV2-9340A/41A	24
TV2-9350A/B	23
TV2-9351A	23
TV2-9352A/B	23
TV2-9353A	23
TV2-9382A	55
TV2-9382B/83B	56
TV2-9384A	54
TV2-9394B/C/D/E	33
TV2-9402B/C	40
TV2-9402D/E	40
TV2-9402F	40
TV2-9402G/H	44
TV2-9414A/B/C/D/E	28
TV2-9415A/B/C/D/E	28
TV2-9416A/B/C/D/E	28
TV2-9417A/B/C/D/E	28
TV2-9418A/B/C/D/E	28
TV2-9419A/B/C/D/E	28
TV2-9420A/B/C/D/E	28
TV2-9421A/B/C/D/E	28
TV2-9422A/23A	28
TV2-9424A/25A	28
TV2-9426A/B	29

MODEL	COLUMN NUMBER
TV2-9427A/B	29
TV2-9428A/B	29
TV2-9429A/B	29
TV2-9430A/B	29
TV2-9431A/B	29
TV2-9432A/B	29
TV2-9433A/B	29
TV2-9435A	49
TV2-9442A/B	44
TV2-9442C	44
TV2-9443A/B	44
TV2-9446A/47A	46
TV2-9448A	49
TV2-9465A/66A	32
TV2-9470A/71A	32
TV2-9475A/76A	32
TV2-9480A/81A	32
TV2-9485A/86A	32
TV2-9491A	43
TV2-9493A	46
TV2-9496A	48
TV2-9500A/01A	34
TV2-9505A/10A	34
TV2-9511A/15A/16A	34
TV2-9520A/21A	36
TV2-9525A/26A	36
TV2-9527A/28A	36
TV2-9533A/34A	42
TV2-9540A	36
TV2-9542A	44
TV2-9545A/50A	39
TV2-9555A/57A	39
TV2-9560A/62A	39
TV2-9564A/66A	41
TV2-9570A/72A	38
TV2-9575A/77A	38
TV2-9579A/81A/83A	42
TV2-9590A/91A	41
TV2-9592A	41
TV2-9596A/97A	42
TV2-9598A/99A	42
TV2-9600A/01A	42
TV2-9602A/03A	42
TV2-9604A/05A	42
TV2-9606A/07A	42
TV2-9608A/09A	42
TV2-9610A/11A	42
TV2-9612A/13A	42
TV2-9614A	38
TV2-9614B	45
TV2-9615A	38
TV2-9615B	45
TV2-9616A	38
TV2-9616B	45
TV2-9617A	38
TV2-9617B	45
TV2-9618A	38

MODEL	COLUMN NUMBER
TV2-9618B	45
TV2-9619A	38
TV2-9619B	45
TV2-9620A	45
TV2-9624A/26A/28A	44
TV2-9630A/32A	42
TV2-9634A/36A	42
TV2-9640A	47
TV2-9640B/42B	47
TV2-9644A	49
TV2-9644B	49
TV2-9645B	49
TV2-9646A	49
TV2-9648A	49
TV2-9648B	49
TV2-9649B	49
TV2-9650A	42
TV2-9650B	52
TV2-9652A	42
TV2-9654A	42
TV2-9654B	42
TV2-9656A	42
TV2-9656B	42
TV2-9658A	49
TV2-9658B	49
TV2-9659B	49
TV2-9660A	49
TV2-9660B	49
TV2-9661B	49
TV2-9662A	50
TV2-9663A	50
TV2-9668A	49
TV2-9668B	49
TV2-9669A	49
TV2-9670A	49
TV2-9670B	49
TV2-9671A	49
TV2-9672A/73A	52
TV2-9674A	49
TV2-9688A/89A	57
TV2-9690A/91A	51
TV2-9692A/93A	51
TV3-9395A	27
TV3-9397A	27
TV3-9397B	27
TV3-9400B/C	21
TV3-9401A	30
TV3-9402A	31
TV3-9404A	26
TV3-9408B/09B	26
TV3-9410B/11B	26
TV3-9450A	31
TV3-9455A	31
TV3-9456A	31
TV3-9460A/B	31
TV3-9461A/B	31
TV17-9380A	53

MODEL	COLUMN NUMBER
TV17-9386A	37
TV17-9405A	37
TV17-9444A	37
TV17-9489A	37
TV17-9535A	35
TV17-9536A	35
TV43-8908	15
TV43-8960	14
05RA4-43-8935A	13
05TV1-43-8940A/B	2
05TV1-43-8945A	2
05TV1-43-9002A/B	2
05TV1-43-9005A	2
05TV1-43-9006A	2
05TV1-43-9014A	2
05TV2-43-8950A	6
05TV2-43-9010A	4
05TV2-43-9010B	5
05TV6-43-8935A	13
15RA2-43-9105A	2
15TV1-43-8957A/B	2
15TV1-43-8958A/B	2
15TV1-43-9008A	2
15TV1-43-9016A/B	2
15TV1-43-9020A/B	2
15TV1-43-9021A/B	2
15TV2-43-9012A	5
15TV2-43-9013A	5
15TV2-43-9025A/B	7
15TV2-43-9026A/B	7
15TV2-43-9101A	7
15TV2-43-9102A	7
15TV4-43-8948A	11
15TV4-43-8949A	11
25TV2-43-9022A	9
25TV2-43-9022B	9
25TV2-43-9022C	9
25TV2-439045A/B	10
25TV2-439045C	10
25TV2-439060A	10
25TV2-43-9060B	10
35TV2-43-9022C	10
35TV2-43-9023A	9
35TV2-43-9045D/E	9
35TV2-43-9050A	10
35TV2-43-9060A	10
35TV2-43-9060C/D	10
35TV2-43-9061A	10
35TV2-43-9061B	10
43-8965	12
43-9030/C	3
43-9031	3
43-9032/33/36/37	3
43-9041/42/43/44	3
43-9046/47/48/49	3
43-9051/52/53/54	3
43-9055/56/57/58	3

MODEL	COLUMN NUMBER
43-9060F	17
43-9062/63/65/66	3
43-9067/68/69/70	3
43-9071/72/73	3
43-9110/11	3
43-9157A/59A	19
43-9160A/61A/62A	19
45TV2-43-9023B	8
45TV2-43-9045F	10
45TV2-43-9050B	10
45TV2-43-9060E	10
45TV2-43-9060F	10
45TV2-43-9061B	10
45TV2-43-9064A	10
45TV11-43-9027A	3
45TV11-43-9028A	3
45TV11-43-9085A	3
45TV11-43-9086A	3
45TV11-43-9087A	3
45TV11-43-9088A	3
45TV11-43-9089A	3
45TV11-43-9090A	3
45TV11-43-9091A	3
45TV11-43-9092A	3
45TV11-43-9093A	3
45TV11-43-9094A	3
45TV11-43-9095A	3
45TV11-43-9096A	3
45TV11-43-9097A	3
45TV11-43-9098A	3
45TV11-43-9130A	3
45TV11-43-9131A	3
45TV13-43-9035A	16
45TV13-43-9038A	16
45TV13-43-9080A	16
45TV13-43-9081A	16
94TV1-43-8940A	2
94TV2-43-8970A	1
94TV2-43-8971A	1
94TV2-43-8972A	1
94TV2-43-8973A	1
94TV2-43-8985A	1
94TV2-43-8986A	1
94TV2-43-8987A	1
94TV2-43-8993A	1
94TV2-43-8994A	1
94TV2-43-8995A	1
94TV6-43-8953A	13
8908	15
8940A	2
8945A	2
8948A/49A	11
8950A	4
8953A	13
8957A	2
8958A/B	2

MODEL	COLUMN NUMBER
8960	14
8965	12
8966	12
8970A/71A/72A/73A	1
8985A/86A/87A	1
8993A/94A/95A	1
9002A	2
9005A/06A	2
9008A	2
9010A	4
9010B	5
9012A/13A	5
9014A	2
9015A/B	2
9016A/B	2
9020A/B	2
9021A/B	2
9022A	9
9022B	9
9022C	9
9023A/B	8
9025A/B	7
9026A/B	7
9027A	3
9028A	3
9030/31	3
9038A	16
9041	3
9045A/B	10
9045C	10
9045D/E/F/	10
9050A	10
9060A	10
9060B	10
9060C/D/E	10
9061A/B	10
9064A	10
9081A	16
9085A	3
9086A	3
9087A	3
9088A	3
9089A	3
9090A	3
9091A	3
9092A	3
9093A	3
9094A	3
9095A	3
9096A	3
9097A	3
9098A	3
9101A/2A	7
9130A	3
9131A	3
Series XT-100	3

CORONADO

PART NAME	1	2	3	4	5	6	7	8	9	10
Flyback	53X296 Fly-1	201-19817-1[2] Fly-36	T-124-A/B/D Fly-5	53X303 (43X303)	53X315	53X301 Fly-5[1, 14] (WC-20)	53X319/20 Fly-169	53X329 Fly-37	53X328 Fly-37	53X326 Fly-37
Yoke	9A2048 9A1987 Y-3	201-19490-1[3] Y-5[4]	Dy-12-M Y-7	9A2080 Y-7	9A2149 9A2115 Y-5[4]	9A2106 Y-3	9A2194/5 Y-7[4]	9A2261 Y-7[4]	9A2261 Y-7[4]	9A2256/74 Y-7[4]
Vertical Output	51X140 24S86[1]	12C-19048[5] 26S53[6]	T116[54] 26S72	51X147 26S51	51X149 26S52	51X147 26S51	51X151 26S52	51X156[21] 26S54	51X156[21] 26S54	51X156[21] 26S54
Vert. Blocking Oscillator	54X4 24A88	12M-18241/-1 26A03	NOT USED	54X5 26A03	54X5 26A03	54X5 26A03	54X7 26A03[1]	54X8 26A03	54X8 26A03	54X8 26A03
Width Coil	9A1976 WC-11	13M-18233 WC-11[7]	L-M77J4-3 WC-20	9A2075 WC-11	9A1976 WC-11	9A1976 WC-11	9A2183 WC-15[7]	9A2183 WC-15[7]	9A2183 WC-15[7]	9A2183 WC-15[7]
Linearity	9A1981 WC-14	201-20186[8] WC-17[7]	LM77J4 WC-14	9A2172 WC-16	9A2111 WC-14	9A2172 WC-16	9A2172 WC-16	9A2262 WC-22	9A2262 WC-22	9A2262 WC-22
Power	53X297 26R68	12A-18839/-1 C12A-17822 26R15	NOT USED	53X302 26R35[1, 13]	53X308/313 26R95[13]	53X298 26R15[1, 13]	53X318[15] 26R95	53X334 26R34	53X325[26] 26R92	53X333[27] 26R34
Filament	NOT USED	NOT USED	T122B, T129 21F12[1]	NOT USED	NOT USED	NOT USED	NOT USED	NOT USED	NOT USED	NOT USED
Focus Coil	9A1974 FC-2	NOT USED	NOT USED	9A2081	9A2147	9A2107	9A2189	NOT USED	NOT USED	NOT USED
Audio Output	51X139 24S52	12C-18743[9] 24S52	T-123 24S51	51X146 24S52	51X150 24S51	51X146 24S52	51X150/54 24S51	51X150/A 24S51	51X150/A 24S51	51X150/A 24S51
Choke	52X87 26C93	16A-17959 26C44	LC-9 20C49	52X88 26C93	52X88 26C93	52X88 26C93	52X88 26C93	52X90/91 26C93	52X90/91 26C93	52X90/91 26C93
Horizontal Oscillator	9A1984 HS-2	SEE RINGING COIL	SEE RINGING COIL	SEE RINGING COIL	SEE RINGING COIL	SEE RINGING COIL	SEE RINGING COIL	SEE RINGING COIL	SEE RINGING COIL	SEE RINGING COIL
Horizontal Ringing Coil	NOT USED	13D-19540[10] HS-5	LHO-2-E HS-5	9A2096 HS-5	9A2096 HS-5	9A2096 HS-5	9A2096 HS-5	9A2096 HS-5	9A2096 HS-5	9A2096 HS-5
Antenna Input (Balun)			15-1082	NOT USED	NOT USED			NOT USED	NOT USED	NOT USED
Video IF	9A2035	13M-19521 17-1003	LV-6 17-1003	9A2072 17-1003	9A2072 17-1003	9A2072 17-1003	31A-095 17-1003	31A-078 17-1003	17-1003	31A-078 17-1003
Video IF	9A1980 17-1004	201-15612 17-1004	LV-7 17-1063	9A2076[18] 17-1020	9A2076[18] 17-1020	9A2076[18] 17-1020	9A2225[18] 17-1006	9A2230 17-1063	9A2230 17-1063	9A2230 17-1063
Video IF	9A1982 17-1005	A13M-18026 17-1003	LV-8 17-1064	9A2055[19] 17-1005	9A2055[19] 17-1005	9A2055[19] 17-1005	9A2225[19] 17-1006	9A2230 17-1063	9A2230 17-1063	9A2230 17-1063
Video IF	9A1980 17-1004	B13B-18784 17-1064[1]	LV-9 17-1003	9A2071[20] 17-1002	9A2071[20] 17-1002	9A2071[20] 17-1002	9A2226[20] 17-1002	9A2226 17-1002	9A2226 17-1002	9A2226 17-1002
Ratio Det. or Quadrature	9A1983 17-1013	B-13M-17273 13M-19643 17-3493	LIF-8-C 17-1031[1]	9A2049 17-1013	9A2049 17-1013	9A2049 17-1013	9A2171 17-1033	9A2295[25] 17-1033	9A2295[25] 17-1033	9A2295[25] 17-1033
Trap	9A1985 20-1021	201-20062 17-3401	LTO-13 17-3495	9A2073 20-1021	9A2073 20-1021	9A2073 20-1021	9A2074 20-1004	9A2168 17-1031[1]	9A2074 20-1004	9A2074 20-1004
Trap	NOT USED	A201-18746 17-3401	LTO-3 17-3495	9A2074 20-1004	9A2074 20-1004	9A2074 20-1004	NOT USED	NOT USED	NOT USED	NOT USED
1st Sound IF	9A1986 17-1011	B-13A-18783 17-1031	LIF-11 16-3445	9A1986 17-1011	9A1986 17-1011	9A1986 17-1011	9A2168 17-1031[1]	9A2168 17-1031[1]	9A2168 17-1031[1]	9A2168 17-1031[1]
2nd Sound IF	NOT USED	13A-19514 17-1031	LTO-3 17-3495	NOT USED	NOT USED	NOT USED	9A2170 17-3495	9A2170 17-3495	9A2170 17-3495	9A2170 17-3495
AM IF and FM IF	NOT USED	13B-17731 16-6758	16-6758	NOT USED	NOT USED	NOT USED	9A2108 16-6758	NOT USED	NOT USED	NOT USED
AM IF and FM IF	NOT USED	13B-17731 16-6758	16-6758	NOT USED	NOT USED	NOT USED	9A2042 16-6758	NOT USED	NOT USED	NOT USED
Peaking	9A1979 19-3036	16A-19365 19-4500	LP-17 19-3160[12]	9A2090 19-1923	9A2090 19-1923	9A2090 19-1923	36A1[16] 19-3100	36A10[23] 19-4060	36A10[23] 19-4060	36A10[23] 19-4060
Peaking	9A1977 19-4180	16A-19485 19-3250	LP-12A 19-3500	9A2086 19-1920	9A2086 19-1920	9A2086 19-1920	36A5 19-3660	36A11 19-3500	36A11 19-3500	36A11 19-3500
Peaking	9A1978 19-4122	16A-19486 19-4500	LP-18 19-3160[12]	9A2088 19-1922	9A2088 19-1922	9A2088 19-1922	36A7 19-4160	9A1979 19-3036	9A1979 19-3036	9A1979 19-3036
Peaking	9A1979 19-3036	83 MH 19-4073	LP-12A 19-3500	9A2087 19-1921	9A2087 19-1921	9A2087 19-1921	36A4 19-4201[17]	36A16 19-3075[22]	36A16 19-3075[22]	36A16 19-3075[22]
RF Choke	NOT USED	16A-18676 16B-16023 19-1002	LC-11 19-7047	9A1979 19-3036	9A1979 19-3036	9A1979 19-3036	9A1979 19-3036	9A1979 19-3036	9A1979 19-3036	9A1979 19-3036
Filament Choke	9A2023 19-3001	16A-17937 19-3001	LC-1 19-1001	9A2033 19-3001	9A2033 19-3001	9A2033 19-3001	9A2033 19-3001	9A2033 19-3001	9A2033 19-3001	9A2033 19-3001

Service notes may be found at the end of the CORONADO section.

PART NAME	11	12	13	14	15	16	17	18	19	20
Flyback	TTR-209-D Fly-5[1]	B12M-15662 B16M-16157	80-252 Fly-1	55C113-1 Fly-1	55C133 Fly-5[1, 29]	521066 Fly-24[51]	53X330 Fly-37	12E-23939 Fly-80	53X329 Fly-37	53X346 Fly-37
Yoke	TTR-224-D Y-12[7]	B13M-13590 Y-3	83-650 Y-3	53B140 Y-3	53A180 Y-3	520942 Y-7[4]	9A2334-1 Y-4[4]	201-24056[53] Y-5[4]	9A2334-2 Y-4[4]	9A2334-1 Y-4[4]
Vertical Output	C-9-228-5 TTR-185-1-D 26S51	B12C-16050 26S53	80-255 26S78	55B114 24S86	55A128 26S52	520975 26S53[6]	51X168 26S54[1]	12E-23726/-1 26S52	51X168 26S54[1]	51X168 26S54[1]
Vert. Blocking Oscillator	NOT USED	NOT USED	80-257 26A03	55B115 24A87	55B115 24A87	520980 26A03	54X10 26A03	NOT USED	54X10 26A03	54X10 26A03
Width Coil	TLF-553-D WC-18	NOT USED	10-551 WC-11	51B1072 WC-11	51B1072/-1 WC-11	NOT USED	9A2183 WC-15[7]	NOT USED	9A2183 WC-15[7]	9A2183 WC-15[7]
Linearity	NOT USED	NOT USED	NOT USED	51B1071 WC-14	51B1071 WC-14	NOT USED	9A2262 WC-22	NOT USED	9A2262 WC-22	9A2262 WC-22
Power	NOT USED	NOT USED	80-254 26R95	52C170 26R27U	52C185 26R64	520951	53X339 26R24[30]	NOT USED	53X340A 26R89[13]	53X339 26R56
Filament	NOT USED	NOT USED	NOT USED	NOT USED	NOT USED	NOT USED	NOT USED	12D-23699/-3 26F67	NOT USED	NOT USED
Focus Coil	NOT USED	B-13M-13589-1/-2	10-549 FC-1	51A1065 FC-1	51B1158	NOT USED	NOT USED	NOT USED	NOT USED	NOT USED
Audio Output	TTR-195-2D 24S50	B12C-10074-4 24S50	80-253 26S49	85C079 24S52	55C134 24S52	509376 24S51	51X166 24S51	12C-23704/-1 24S48	51X166 24S51	51X166 24S51
Choke	TTR-226D 26C43	C12A-15624 26C93	NOT USED	NOT USED	NOT USED	508341 26C93	52X95 26C79	16A-23889/-1 26C80	52X95 26C79[1]	52X95 26C79
Horizontal Oscillator	T LF-580-D HS-7	SEE RINGING COIL	SEE RINGING COIL	SEE RINGING COIL	51B1153 HS-3	520943 HS-9	SEE RINGING COIL	13M-24086[49] HS-7[1]	SEE RINGING COIL	SEE RINGING COIL
Horizontal Ringing Coil	TLF-581-D HS-8	A-13D-16943 HS-5	10-555 HS-5	50B411 HS-5	NOT USED	NOT USED	9A2096 HS-5	13M-24085[49] HS-6	9A2096 HS-5	9A2096 HS-5
Antenna Input (Balun)	TTR-251-G	A201-15676	NOT USED			NOT USED		NOT USED	NOT USED	
Video IF	TLF611-G 17-1003	B201-15612 17-1004	17-1003	50A431 17-1063	50A431 17-1063	521782	9A2230 17-1063	31B-257-8 17-1003	31A-078 17-1003	9A2316 17-5001
Video IF	TLF574-D 17-1063	B201-15612 17-1004	10-541 17-1062	50A372-1 17-1004	50A372-1 17-1004	521783/4	9A2330 17-1063	201-23829 17-1004	9A2230 17-1064	9A2317 17-5003
Video IF	TLF-593-D 17-1062	B201-15612 17-1004	10-542 17-1064	NOT USED	NOT USED	521786/7	9A2333	201-24043	9A2230 17-1064	9A2318 17-5001
Video IF	TLF-576-D 17-1063	B201-15945	10-543 17-1063	NOT USED	NOT USED	521906/7		13B-23887 17-4524	9A2333	9A2319 17-5004
Ratio Det. or Quadrature	TLF-594-D 17-3497	C201-15717 17-3493	10-552 17-1033	50B406 17-1033	50B406 17-1033	509706 17-3493	9A2295 17-1033	201-23727 20-1005	9A2295 17-1033	9A2295 17-1033
Trap	TLF-579-D 17-3400	C201-16155 17-1021		51A1037 17-3402	51A1037 17-3402	509603 20-1004	9A2201 17-1031	201-23729 20-1020	9A2074 20-1004	9A2074[36] 20-1004
Trap	NOT USED	NOT USED	NOT USED	NOT USED	NOT USED	521785	NOT USED	13C-24963 20-1020[52]	NOT USED	9A2320[36] 17-4522[35]
1st Sound IF	TLF579-D 17-3400	C201-16155 17-1021	10-544 17-3402	50A432 20-1020	50A432 20-1020	509378 17-3402	9A2201 17-1031[1]	201-23873 17-3495	9A2201 17-1031[1]	9A2201 17-1031[1]
2nd Sound IF	NOT USED	NOT USED	NOT USED	NOT USED	NOT USED	NOT USED	9A2323 17-3495	NOT USED	9A2323 17-3495	9A2323 17-3495
AM IF and FM IF	NOT USED	NOT USED	NOT USED	NOT USED	NOT USED	NOT USED	NOT USED	NOT USED	NOT USED	NOT USED
AM IF and FM IF	NOT USED	NOT USED	NOT USED	NOT USED	NOT USED	NOT USED	NOT USED	NOT USED	NOT USED	NOT USED
Peaking	TLF535-D 19-4073	A201-16170	170UH 19-4180			520620 19-3180		201-20265[31] 19-3036	36A25[33] 19-3100[34]	36A10[33] 19-4060
Peaking	TLF592-D	A201-16172	400UH 19-4400			520985 19-3660		16A-22923 19-6022	36A27 19-2300	36A22 19-3300
Peaking	TLF-573-D	A201-16171	280UH 19-4250			520984 19-3160		16A-19365 19-4500	36A1 19-3100	36A1 19-3100
Peaking	NOT USED	NOT USED	400UH 19-4400			520986 19-3660		16A-21391 19-3300	36A23 17-7100[34]	36A25 19-3100[34]
RF Choke	TLF140-D 19-1003	A16A-16637 19-1003	NOT USED					16A-18676[32] 19-1002	9A2033 19-3001	9A2033 19-3001
Filament Choke	TLF140-D 19-1003	A201-15608 19-3001	19-3001					34A-575 19-3001	9A2033 19-3001	9A2033 19-3001

Service notes may be found at the end of the CORONADO section.

CORONADO

PART NAME	21	22	23	24	25	26	27	28	29	30
Flyback	12E-27149 Fly 98	12E-25423 Fly 97	53X350 Fly 202[39]	53X355 Fly 203[42]	12E-26007	12E-27097 Fly 99	55-304/307 Fly 146	53X359 Fly 202	53X355 Fly 203	55A333 Fly 146
Yoke	201-25360 Y 16[37]	201-25360 Y 16[37]	9A2373-1 Y 76	9A2385 Y 76	201-26019 Y 18[44]	201-27120 Y 16[4]	53-398 Y 49[4]	9A2387 Y 71	9A2388/-1B Y 71	53-396 Y 60[40]
Vertical Output	12E-27189 26S52	12E-19048-2 26S14	51X173 26S22	51X173 26S22	12E-25101-1 26S75[1,45]	12E-27156 26S14	55-309/8 26S75[46]	51X173/A 26S22	51X173/A 26S22	55A303 26S75[50]
Vert. Blocking Oscillator	NOT USED	NOT USED	54X10 26A03	54X10 26A03	NOT USED	NOT USED	NOT USED	54X10 26A03	54X10 26A03	NOT USED
Width Coil	NOT USED	NOT USED	9A2381 WC 22	9A2381 WC 22	NOT USED	NOT USED	NOT USED	9A2381 WC 22	9A2381 WC 22	NOT USED
Linearity	NOT USED	NOT USED	NOT USED	NOT USED	NOT USED	NOT USED	NOT USED	NOT USED	NOT USED	NOT USED
Power	NOT USED	NOT USED	53X354 26R88[13]	53X354 26R88[13]	NOT USED	NOT USED	NOT USED	53X354/-A 26R11	53X354/-A 26R11	NOT USED
Filament	12D-25563	12D-25563	NOT USED	NOT USED	NOT USED	NOT USED	NOT USED	54X17 21F08[1]	54X16 21F08[1]	NOT USED
Focus Coil	NOT USED	NOT USED	NOT USED	NOT USED	NOT USED	NOT USED	NOT USED	NOT USED	NOT USED	NOT USED
Audio Output	12C-23704 24S49	12C-23704 24S49	51X174 24S48	51X176 24S51	12C-25148-1 24S50	12C-23704-2 24S49	53C306 24S51[1]	51X180 22S60	51X181 22S87	55A318 24S51
Choke	16B-25146-3 26C78	16B-25146 26C78	52X95-2 26C79	52X95-4 26C79	16B-26438 26C81	16B-25146-3 26C78	56A251/3 26C92[1]	52X95-2 26C79	52X95-5 26C79	56A264 26C92[1]
Horizontal Oscillator	201-24472 HS 7	12E-24440 HS 7	9A2372 HS 7	9A2372 HS 7	201-24472-1 HS 7	12E-26993 HS 7[1]	SEE RINGING COIL	9A2372 HS 7	9A2372 HS 7	SEE RINGING COIL
Horizontal Ringing Coil	201-24473-3 HS 8	13M-24441 HS 8	9A2371 HS 8	9A2371 HS 8	201-24473-2 HS 8	13M-26992 HS 8[1]	51-2169 HS 4	9A2371 HS 8	9A2371 HS 8	51-2169 HS 4
Antenna Input (Balun)	RC3-45167	1055-25235	31TA-413	31TA-413	NOT USED	1085-27617				
Video IF	13A24203 17-1002[38]	31A-502 17-1003	9A2365 17-4534	9A2365 17-4534	17-1003	13A-26998 17-4500[11]	51-2167 17-4534	9A2365 17-4534	9A2365 17-4534	51-2167 17-4534
Video IF	13A-24224 17-5004	201-23829 17-1004	9A2363 17-4536	9A2363 17-4536	13A-25140 17-1064	13A-26994 17-4523[11]	51-2168 17-4522	9A2363 17-4536	9A2363 17-4536	51-2168 17-4522
Video IF	13A-24937 17-5003	201-24043	9A2364 17-4535	9A2364 17-4535	13A-25139 17-1064	13A-26995 17-4536[11]	50-688 17-5004	9A2364 17-4535	9A2364 17-4535	50-688 17-5004
Video IF	13B-27003-1	13B-23887 17-4524	9A2370 17-4514	9A2370 17-4514	13B-26011	13B-27003	NOT USED	9A2370 17-4514	9A2370 17-4514	NOT USED
Ratio Det. or Quadrature	201-23727 20-1005	201-23727 20-1005	9A2367 20-1005	9A2367 20-1005	201-23727 20-1005	13M-76988 20-1005[11]	51B1857 20-1005	9A2367 20-1005	9A2367 20-1005	51B1857 20-1005
Trap	201-23729 20-1020[52]	13M-25686 20-1006	9A2369 17-4534	9A2369 17-4534	201-23729-1 20-1020[52]	13M-26979	51B1996 20-1020	9A2369 17-3495	9A2359 17-3495	51B1996 20-1020
Trap	16A-25441 17-3401	16A-25441 17-3401	9A2366 20-1004	9A2382 20-1004		16A26991 17-3401[11]	NOT USED	9A2382 20-1004	9A2382 20-1004	NOT USED
1st Sound IF	201-23729 20-1020[52]	201-23729 20-1020[52]	9A2366 20-1004	9A2383 17-1026	201-23729-1 20-1020[52]	13M-26979	51B1996 20-1020	9A2368 17-3495	9A2383 17-1026	51B1966 20-1020
2nd Sound IF	201-23873 17-3495	201-23873 17-3495	9A2368 17-3495	9A2368 17-3495	201-23873 17-3495	201-23873-1 17-3495	51-2166	9A2367 20-1005	9A2368 17-3495	51-2166
AM IF and FM IF	NOT USED	NOT USED	NOT USED	NOT USED	NOT USED	NOT USED	NOT USED	NOT USED	NOT USED	NOT USED
AM IF and FM IF	NOT USED	NOT USED	NOT USED	NOT USED	NOT USED	NOT USED	NOT USED	NOT USED	NOT USED	NOT USED
Peaking	16A-27204 19-4400	16A-22923 19-6022	9A2375 19-3036	9A2375[43] 19-3036	201-15608 19-6022	16A-27202 19-3250	51-2102 19-3660	9A2375[43] 19-3036	9A2375[43] 19-3036	51-2102 19-3660
Peaking	16A-27202 19-3250	16A-19365 19-4500	36A12 19-4160	36A13 19-4160	201-15608 19-6022	16A-27467 19-4400	51-2101 19-4400[24]	36A35 19-3093[24]	36A35 19-3093[24]	51-2101 19-4400[24]
Peaking	16A-27467 19-4400	16A-21391 19-3300	36A28 19-4400[41]	36A35 19-3093[24]	16A-24020 19-3180	16A-27466 19-3075	51-2184 19-3160[47]	36A34 19-4400	36A34 19-4400	51-2184 19-3160[47]
Peaking	16A-27466 19-3075	16A-20970 19-3250	36A33 19-3250[17]	36A34 19-4400	16A-24019 19-3500	16A-26987	NOT USED	36A12[43] 19-4160	36A12[43] 19-4160	NOT USED
RF Choke	16A-21701 19-1005	201-20265 19-3036	9A2380 19-1001	9A2380 19-1001	16A-26520 19-1004	16A-26520 19-1004	53A307 19-1006	9A2380 19-1001	9A2380 19-1001	53A307 19-1006
Filament Choke	16A-25688 19-1001	16A-21701 19-1005	NOT USED	NOT USED	16A-26520 19-1004	16A-26985 19-1001	53-342 19-1004	NOT USED	NOT USED	53-342

Service notes may be found at the end of the CORONADO section.

CORONADO

PART NAME	31	32	33	34	35	36	37	38	39	40
Flyback	055-300301 Fly 146	53X362/B/C Fly 223	53X366	53X362/G Fly 223	TR-51 Fly 137[61]	53X362/G Fly 223	TR-51A Fly 137	53X382 Fly 226	53X386A Fly 224	53X372 53X368 Fly 146[42]
Yoke	053-300396 Y 16[4,40]	9A2403 Y 71	9A2415 Y 72	9A2403 Y 71	L-149 Y 64	9A2403 Y 71	L-149B Y 64	9A2453 9A2476 Y 72	9A2452 Y 71	9A2423 Y 76
Vertical Output	255-10001[55] 26S85	51X186/A 26S22	51X191 26S08	51X186-2 26S22	TR-50A 26S08	51X186-2 26S22	TR-50B/-77A 26S08	51X209 26S08	51X207 26S22	51X193 26S85
Vert. Blocking Oscillator	NOT USED	54X19/-A 26A03	54X19 26A03	54X19 26A03	NOT USED	54X19 26A03	NOT USED	54X19 26A03	54X19 26A03	NOT USED
Width Coil	NOT USED	NOT USED	NOT USED	NOT USED	NOT USED	NOT USED	NOT USED	NOT USED	NOT USED	NOT USED
Linearity	NOT USED	NOT USED	NOT USED	NOT USED	NOT USED	NOT USED	NOT USED	NOT USED	NOT USED	NOT USED
Power	NOT USED	NOT USED	NOT USED	NOT USED	TR-52A 26R51	53X354 26R11	NOT USED	53X383 26R106	NOT USED	NOT USED
Filament	NOT USED	54X20 21F21[1]	NOT USED	NOT USED	NOT USED	NOT USED	NOT USED	NOT USED	NOT USED	NOT USED
Focus Coil	NOT USED	NOT USED	NOT USED	NOT USED	NOT USED	NOT USED	NOT USED	NOT USED	NOT USED	NOT USED
Audio Output	255-100012 24S48	51X176[60] 24S51	51X185 24S48	51X185 24S48	AT-50 24S48	51X176 24S51	AT-52 24S53	51X208 24S48	51X206 24S48	51X192 24S48
Choke	256-200002 26C92	52X95-6/-5 26C79	52X95-7 26C79	56X95-6 26C79	FC-18 26C79	52X95-10 26C79	FC-5/B 26C79	52X104 26C78	52X95-11 26C79	52X102 26C79
Horizontal Oscillator	051-202169 HS 5	9A2371 HS 7	9A2416 HS 7	9A2371 HS 7	L-156 HS 5	9A2371 HS 7	L-156 HS 5	S38A1003 9A2481 HS 7	S38A1003 9A2481 HS 7	9A2430 HS 5
Horizontal Ringing Coil	NOT USED	9A2372 HS 8	9A2372 HS 8	9A2372 HS 8	NOT USED	9A2372 HS 8	NOT USED	9A2372 HS 8	9A2372 HS 8	NOT USED
Antenna Input (Balun)	121-001544		9A2416 HS 7				L-157			
Video IF	051-202167 17-4534	9A2365 17-4534	9A2365 17-4534	9A2436 17-4500	L-150	9A2365 17-4534	L-150/179	9A2365 17-4534	9A2436 17-4500	9A2427 20-1049
Video IF	051-202168	9A2363 17-4536	9A2363 17-4536	9A2444	L-151 17-5004	9A2363 17-4536	L-103 17-5002	9A2363 17-4536	9A2444	9A2444
Video IF	050-200688	9A2364 9A2414 17-4535	9A2414 17-4535	9A2435	L-151 17-5004	9A2414 17-4535	L-165 17-5003	9A2414 17-4535	9A2435	9A2390
Video IF	NOT USED	9A2370 17-4514	9A2370 17-4514	NOT USED	L-152	9A2370 17-4514	L-152 17-3488	9A2370 17-4514	NOT USED	9A2428
Ratio Det. or Quadrature	051-201857 20-1005[1]	9A2367 20-1005	9A2367 20-1005	9A2367 20-1005	L-110A 17-1031[62]	9A2367 20-1005	L-110A/B 17-1031[62]	9A2367 20-1005	9A2367 20-1005	9A2426 20-1005[48]
Trap	051-201996 20-1020	9A2369 17-4534	9A2369 17-4534	9A2366 20-1004	L-161/-1	9A2369 17-4534	NOT USED	9A2369 17-4534	9A2366 20-1004	NOT USED
Trap		9A2382 20-1004	9A2366 20-1004		NOT USED	9A2413 20-1005	NOT USED	9A2074 20-1004	NOT USED	NOT USED
1st Sound IF	051-201996 20-1020	9A2383 17-3495	9A2434 17-1026	9A2434 17-1026	L-154	9A2434 17-1026	L-154	9A2434 17-1026	9A2434 17-1026	9A2425 20-1020[52]
2nd Sound IF	051-202166	9A2368 17-3495	NOT USED	NOT USED	L-155	9A2368 17-3495	L-167 17-3494	9A2368 17-3495	NOT USED	9A2429
AM IF and FM IF	NOT USED	NOT USED	NOT USED	NOT USED	NOT USED	NOT USED	NOT USED	NOT USED	NOT USED	NOT USED
AM IF and FM IF	NOT USED	NOT USED	NOT USED	NOT USED	NOT USED	NOT USED	NOT USED	NOT USED	NOT USED	NOT USED
Peaking	051-102102	36A40[59] 19-4073[24]	36A12 19-4160	36A22 19-3300	L-162	9A2375 19-3036	L-162	19-3036	36A22 19-3300	36A47
Peaking	051-102101 19-4400[24]	36A39[59] 19-3250	36A36 19-3100	36A28 19-4400[41]	L-163	36A2 19-3180	L-163	36A2 19-3180	36A28 19-4400[41]	36A34 19-4400
Peaking	051-102184 19-3160[47]	36A41[59] 19-3100[58]	36A2 19-3180	36A38 19-4201[34]	NOT USED	36A42 19-3036		36A49 19-4201	36A38 19-4201[34]	36A38 19-4201[34]
Peaking	NOT USED	36A43[59] 19-3160[24]	36A43[59] 19-3160[24]	290MH 19-3300[41]	NOT USED	36A41 19-3100[58]		36A16 19-3075[22]	9A2380 19-1001	36A48/43 19-4160
RF Choke	053-100342 19-1001	9A2380 19-1001	9A2380 19-1001	9A2380 19-1001	L-160 19-1005	9A2380 19-1001	L-160 19-1005			
Filament Choke	053-100307 19-1005	NOT USED	NOT USED	NOT USED	L-164 19-1001					

Service notes may be found at the end of the CORONADO section.

CORONADO

PART NAME	41	42	43	44	45	46	47	48	49	50
Flyback	53X389 Fly 225	53X389/399[56] Fly 225	53X390 Fly 244	53X398A Fly 146	53X394[63] Fly 226	53X397/A Fly 244	53X389/399 Fly 225	53X401	53X398/F Fly 146	53X406/D
Yoke	9A2458B Y 71	9A2482/-1A[56] Y 71	9A2477/-1 Y 72	9A2485-2/-1D Y 73	9A2484/-1 Y 72	9A2477/-1B Y 72	9A2482/-1A Y 71	9A2477/-1C Y 72	9A2485/-1/-1F/-2 9A2544-1 Y 73	9A2514/-1 Y 74
Vertical Output	51X207/-1A 26S22	51X207/-1A 26S22	51X191-2 26A08	51X193-3/-2 26S85	51X223-1 26S08	51X224/-1 26S08[1]	51X207/-1A 26S22	51X223-2A 26S08	51X193-2[67] 26S85	51X207/-1A 26S22
Vert. Blocking Oscillator	54X19/A 26A03	NOT USED	NOT USED	NOT USED	NOT USED	NOT USED	NOT USED	NOT USED	NOT USED	NOT USED
Width Coil	NOT USED	NOT USED	NOT USED	NOT USED	NOT USED	NOT USED	NOT USED	NOT USED	NOT USED	NOT USED
Linearity	NOT USED	NOT USED	NOT USED	NOT USED	NOT USED	NOT USED	NOT USED	NOT USED	NOT USED	NOT USED
Power	NOT USED	NOT USED	NOT USED	NOT USED	53X383 26R106	NOT USED	53X395/A[64] 26R106	NOT USED	53X404 24R57[68]	53X395/-B 26R106
Filament	NOT USED	NOT USED	NOT USED	NOT USED	NOT USED	NOT USED	NOT USED	NOT USED	NOT USED	NOT USED
Focus Coil	NOT USED	NOT USED	NOT USED	NOT USED	NOT USED	NOT USED	NOT USED	NOT USED	NOT USED	NOT USED
Audio Output	51X206/A 24S48	51X206A/B 24S48	51X206/A 24S48	51X192-3/-2 24S48	51X208 24S48	51X206/B 24S48	51X220-1[65] 24S96	51X206/B 24S48	51X192-4/-3[65] 24S48	51X220-5 24S96
Choke	52X95-2A/-11 26C79	52X95-11/-12 26C79	52X104-2 26C78	52X102-3/-4/-2 26C79	52X104/-1-A 26C78	52X104-2A/-3 52X112-1 26C78	52X95-11 26C79	52X104/-1B 52X112-1 26C78	52X102-4/A 26C79	52X95-11 26C79
Horizontal Oscillator	9A2466 HS 7	9A2466/81 HS 7	9A2481 HS 7	9A2487/A HS 5	9A2481 HS 7	9A2487 HS 5	9A2481 HS 7	9A2487/A HS 5	9A2515/B HS 16	9A2481/B HS 7
Horizontal Ringing Coil	9A2372 HS 8	9A2372 HS 8	9A2372 HS 8	9A2515 HS 16	9A2372 HS 8	NOT USED	9A2372 HS 8	9A2513 HS 5	NOT USED	9A2372 HS 8
Antenna Input (Balun)										
Video IF	9A2444	9A2444	9A2444	9A2390	9A2365 17-4534	9A2444 17-4534	9A2444 17-4534	9A2444 17-4534	9A2390	9A2444
Video IF	9A2435	9A2435	9A2483	9A2486	9A2370 17-4514	9A2497	9A2435	9A2435	9A2528 9A2530	9A2435
Video IF	9A2436 17-4500	9A2436 17-4500	9A2436 17-4500	9A2436 17-4500	9A2363 17-4536	9A2436 17-4500	9A2436 17-4500	9A2436 17-4500	9A2436 17-4500	9A2436 17-4500
Video IF	NOT USED	NOT USED	NOT USED	NOT USED	9A2414 17-4535	NOT USED	NOT USED	NOT USED	9A2517 9A2525	NOT USED
Ratio Det. or Quadrature	9A2367 20-1005	9A2367 20-1005	9A2367 20-1005	9A2367/B 20-1005	9A2367 20-1005	9A2367 20-1005	9A2367 20-1005	9A2367 20-1005	9A2367 20-1005	9A2367 20-1005
Trap	9A2366 20-1004	9A2366 20-1004	9A2366 20-1004	9A2366 20-1004	9A2461 17-4538	9A2366 20-1004	9A2366 20-1004	9A2366 20-1004	9A2527 17-1075	9A2366 20-1004
Trap	NOT USED	NOT USED	NOT USED	9A2504 20-1004	9A2074 20-1004	NOT USED	NOT USED	NOT USED	9A2504 20-1005	
1st Sound IF	9A2434 17-1026	9A2434 17-1026	9A2434 17-1026	9A2434/B 17-1026	9A2434 17-1026	9A2434 17-1026	9A2434 17-1026	9A2434 17-1026	9A2434 17-1026	9A2434 17-1026
2nd Sound IF	NOT USED	NOT USED	NOT USED	NOT USED	9A2368 17-3495	NOT USED	NOT USED	NOT USED	NOT USED	NOT USED
AM IF and FM IF	NOT USED	NOT USED	NOT USED	NOT USED		NOT USED	9A2469[66] 16-6758	NOT USED	9A2508 16-6758	9A2508 16-6758
AM IF and FM IF	NOT USED	NOT USED	NOT USED	NOT USED		NOT USED	9A2470[66] 9A2491 16-6758	NOT USED	9A2491 16-6758	9A2491 16-6758
Peaking	9A2375 19-3036	9A2375 19-3036	9A2375 19-3036	36A22 19-3300	36A2 19-3180	36A52/51 19-3375[48]	36A22 19-3300	36A5 19-3660	36A22 19-3300	36A22 19-3300
Peaking	36A22 19-3300	36A22 19-3300	36A50 19-3250[48]	36A19 19-3125	36A19 19-3125	36A2 19-3180	36A27 19-3330	36A53 19-3660[48]	36A19 19-3125[48]	36A27 19-3330
Peaking	36A27 19-3330	36A27 19-3330	36A19 19-3125[48]	36A28 19-4400[41]	36A49 19-4201	36A12 19-4160	36A45 19-3275	36A56 19-3500	36A28 19-4400[41]	36A45 19-3275
Peaking	36A45 19-3275	36A45 19-3275	36A44 19-4201[48]		36A34 19-4400			36A54 19-4201[48]	36A91-1 19-4201	
RF Choke	9A2380 19-1001	9A2380 19-1001	9A2380 19-1001	9A2380 19-1001		9A2380 19-1001				
Filament Choke										

Service notes may be found at the end of the CORONADO section.

CORONADO

PART NAME	51	52	53	54	55	56	57			
Flyback	112820 Fly 273	53X412-2 53X413	TR-79	53X397-2 Fly 244	53X408 Fly 22570	53X408/-000A Fly 22570	113382			
Yoke	109457 Y 107	9A2514-2/-2C Y 74	TVL-197 Y 101	9A2477-1 Y 72	9A2522 Y 104	9A2522/-1B Y 104	109457 Y 107			
Vertical Output	112821 26S86	51X207-2/-2A 26S22	TR-78A 26S85	51X223-3 26S08	51X229-1 26S30	51X229-1 51X0229-001A 26S30	113390 26S86			
Vert. Blocking Oscillator	NOT USED	NOT USED	NOT USED	NOT USED	NOT USED	NOT USED	NOT USED			
Width Coil	NOT USED	NOT USED	NOT USED	NOT USED	NOT USED	NOT USED	NOT USED			
Linearity	112875	NOT USED	NOT USED	NOT USED	NOT USED	NOT USED	112875			
Power	112845 26R150	53X415/A 26R107	NOT USED	NOT USED	NOT USED	NOT USED	113383 906153-501			
Filament	NOT USED	NOT USED	NOT USED	54X24	NOT USED	NOT USED	NOT USED			
Focus Coil	109264	NOT USED	NOT USED	NOT USED	NOT USED	NOT USED	113640			
Audio Output	112822 24S48	51X192-4 24S48	SPK-135 24S53	51X192-5 24S48	51X192-2 24S48	51X0235-000 24S53	112822 961429-7 24S48			
Choke	112829 26C81	52X95-13 26C79	FC-23 26C81	52X112-3 26C78	52X102-2 26C79	52X102-3 52X0102-003 26C79	112829 110-4665-3 26C81			
Horizontal Oscillator	112866	9A2515 HS 16	L-132A HS 5	9A2515 HS 16	9A2513 HS 5	9A2515 HS 16	112866			
Horizontal Ringing Coil	NOT USED	NOT USED	NOT USED	NOT USED	NOT USED	NOT USED	NOT USED			
Antenna Input (Balun)										
Video IF	109252 17-3418	9A2541	L-196	9A2541	9A2436 17-1005	9A2547	109252 17-3418			
Video IF	109253 17-3419	9A2540	L-152 17-3488	9A2540	9A2444	9A2545	113547			
Video IF	112879	9A2539	L-195 17-5002 38	9A2539	9A2497-B	9A2525	112879			
Video IF	112871	9A2542	NOT USED	9A2542	NOT USED	NOT USED	112871			
Ratio Det. or Quadrature	106383 20-1050	9A2526	L-110B 17-1031 62	9A2526	9A2367 20-1005	9A2526	106383 20-1050			
Trap	109255	9A2529	NOT USED	9A2529	9A2366 20-1005	9A2529	109255			
Trap	105295	NOT USED	NOT USED	NOT USED	NOT USED	NOT USED	105295			
1st Sound IF	109261 20-1052	9A2527 17-1075	L-188	9A2527 17-1075	9A2434 17-1026	9A2527 17-1075	109261 20-1052			
2nd Sound IF	NOT USED	NOT USED	L-167 17-3494	NOT USED	NOT USED	NOT USED	112870			
AM IF and FM IF	CHROMA COILS See Note 69	NOT USED	NOT USED	NOT USED	NOT USED	NOT USED	CHROMA COILS See Note 69			
AM IF and FM IF		NOT USED	NOT USED	NOT USED	NOT USED	NOT USED				
Peaking	101819 19-3036	36A94-8	L-128	36A94-8	36A5 19-3660	36A94-1 19-4201	113404			
Peaking	109840 19-3036	36A94-9 19-3300	L-127 19-3375	36A94-9 19-3300	36A2 19-3180	36A94-2	101819 19-3036			
Peaking	100131 19-3125	36A94-10 19-4201	L-126 19-4160	36A94-10 19-4201	36A52 19-3375	36A94-3 19-3330	103037 19-3375			
Peaking	109257 19-3600				9A2375 19-1009		113388 19-3600			
RF Choke		9A2380 19-1001		9A2380 19-1001	9A2380 19-1001	9A2380 19-1001				
Filament Choke										

Service notes may be found at the end of the CORONADO section.

SERVICE NOTES

1 Mounting difference.
2 C-12M-19407-1/-2, C-12M-19408 used in Model 05TV1-43-9014A and 15TV1-43-9008A replaced by Fly 36. C-12M-18285 used in model 94TV1-43-8940A replaced by Fly 34, C201-18530, C201-18562/-1, C12M-18689/-1/-2 used in models 8940A/B, 9002A/B replaced by Fly 35.
3 C201-19490, B13M-18888 replaced by Y 5, B13M-13590 used in a few models replaced by Y 3.
4 May require use of original network.
5 B-12C-17303 used in models 94TV1-43-8940A, 05TV1-43-8940B, 8945A, 9002A/B, 9005A, 9006A, replaced by 26S51.
6 Connect as autoformer.
7 Use original slug or remount.
8 A13M-18961 used in a few models replaced by WC 16[7], A13M-19320/-18962/-19499 - no replacements.
9 C18A-18022, C18A-18157 also replaced by 24S52.
10 A13D-16943, A13D-19355 also replaced by HS 5.
11 Mount in original can.
12 Parallel with 10K resistor.
13 Parallel filament winding.
14 Use instruction sheet 3 and 5A packaged with unit.
15 53X323 used in a few models - no replacement.
16 36A8 replaced by 19-4180, 36A2 replaced by 19-3180.
17 Parallel with 2.2K resistor.
18 9A2165 used in a few models replaced by 17-1006.
19 9A2166 used in a few models replaced by 17-1005.
20 9A2167 used in a few models replaced by 17-1002.
21 51X159 used in a few models replaced by 26S53[6].
22 Parallel with 1.5K resistor.
23 36A12 replaced by 19-4160, 36A13 replaced by 19-4160.
24 Parallel with 3.9K resistor.
25 9A2269 used in a few models replaced by 17-3497.
26 53X332 used in 25TV2-43-9022C replaced by 26R89[13].
27 53X331 used in a few models replaced by 26R24, 53X324 replaced by 26R91[1].
28 B16A-16051 used in model FA43-8966 replaced by 26C92.
29 Use schematic #1 packaged with unit.
30 Use high tap secondary and high current filament winding.
31 16A-20970 replaced by 19-3250, 16A-24090 replaced by 19-1005.
32 16A-21701 replaced by 19-1005.
33 36A12 replaced by 19-4160, 36A2 replaced by 19-3180.
34 Parallel with 470 ohm resistor.
35 Use one winding only.
36 9A2321 (cathode trap) replaced by 20-1045.
37 Use original centering device, rotate core clamp 180°, insulate width sleeve.
38 Do not use secondary winding.
39 Connect same as original except original #4 to new #8.
40 Connect same as original.
41 Parallel with 6.8K resistor.
42 Use one turn filament winding.
43 36A36 replaced by 19-3100, 36A1 replaced by 19-3100[34], 36A37 replaced by 19-3250[12].
44 Requires new centering device.
45 Use 5:1 turns ratio.
46 Connect terminal #1 of 26S75 to plate of Vertical Output tube, terminal #2 to B plus, terminal #7 to lug #6 of yoke, terminal #10 to lug #4 of yoke.
47 Parallel with 27K resistor.
48 Add external resistor.
49 12E-24440 replaced by HS 7, 13M-24441 replaced by HS 8.
50 Use 6:1 turns ratio.
51 Original terminals 7-6-5-3-2-1 for added width connect 005MFD cap. New terminals 9-7-5-T-3-1 from T to #3 for new flyback.
52 Add capacitor externally.
53 201-24748 also replaced by Y 5[4], 201-25566 used in TV1-9310A - no replacement.
54 T116A/B used in some models replaced by 26S72.
55 055-100303, 055-300303 also replaced by 26S75[50].
56 Models TV2-9650A/52A/54B/56B use 53X406 flyback - no replacement, 9A2514-1 yoke, replaced by Y 74.
57 Use original rear cover and centering device.
58 Parallel with 390 ohm resistor.
59 36A12 replaced by 19-4160, 36A28 replaced by 19-4400[41], 36A33 replaced by 19-3250[17].
60 51X185 replaced 24S48 used in models TV2-9485A/86A.
61 If AGC does not function properly, reverse connections to terminals #1 & #2.
62 Parallel with 100K resistor.
63 Models TV2-9614B/15B/16B/17B/18B/19B use 53X400 - no replacement.
64 53X391/A/-2/-2A replaced by 26R49[68].
65 51X220-2/-3/-4 replaced by 24S96.
66 9A2440, 9A2493, 9A2492 replaced by 16-3487, 9A2450 replaced by 17-3494.
67 51X233-1 used in a few models replaced by 26S23.
68 Cut and tape 5 volt winding.
69 Chroma coils: 112872, 112873, 112874, 112869, 112877 - no replacement.
70 Trim terminal Board to fit and add approximately 150 PF, 6 KU across terminals #1 & #3. Use original 1K3 filament lead.

USE THIS PAGE if PART NUMBER is available

MFR'S. PART	REPLACEMENT
13319-3	16-6758
138131-2	26S49
138132-2	26S49
143934	19-3001
145025-1	16-3487
145025-3	16-3487
145193-1	17-3487
145629	Fly-1
146698	HS-9[4]
146763	17-1003
147672	26C41
147974	17-1066
148983	17-1063
149072	19-1001
149460	24S52
150394	17-1033
151757	WC-17
151999	19-3500
152000	17-1064
152005	19-3660
152006	19-4160
152007	19-4160
152056	WC-22
152641	19-3036
153162	26S49[1]
153360	26S49[1]
153526	26R21
153612	26R21
153614	Y-5
153619	Fly-85
153665	17-1021
153746	WC-17
153782	
154069-1	Fly-70
154105-1	26A03
154106	26S17
154108/-1	17-1033
154109-1	24S50
154109-2	24S50
154109-3	26S58
154109-A	24S50
154158	20-1004
154171	19-4160
154176	19-4840
154183	17-3401
154184	19-3300
154194	19-4412
154206	19-3100
154220	HS-5
154221-6	Y-13[24]
154221-9	Y-13[24]
154287	17-1003
154290	
154307	
154319	
154321	
154376	19-1001
154376-1	19-1006
154442	26C41
154587	24S61[1]
154720	
154726-1	26S76
154799	
154990	Fly-70
155255-1	26A05
155255-2	26A05
155255-3	26A05
155256[31]	19-3001
155256-1	19-3001
155304	17-1005
155319	17-1062

MFR'S. PART	REPLACEMENT
155319-1	17-1062
155348	
155348-1	
155390	21F12[1]
155442	20-1004
155445-1	Fly-72
155445-2	Fly-72
155445-5	Fly-72
155446	17-3400
155514-1	Fly-71
155529-1	26C41
155529-1-2	26C41
155529-1-3	26C41
155529-3	26C41
155529-4	26C41
155529-4-1	26C41[1]
155529-5	26C44
155532	
155532-A	
155594	
155594-1	
155572/-1	26S55[1, 32]
155572-2	26S55[1, 32]
155587-1	24S61[1]
155966	26S19
155966-1	26S19
155966-2	26S19
156005-1	26C44
156035	19-3125
156036	19-3500
156330-1	Fly-71
156361	19-3075
156362	19-1003
156469-1	Y-14[27, 28]
156496-1	Y-14[27, 28]
156714	19-3093
157044-1	Y-13[24]
157044-2	Y-13[24]
157045-1	Fly-71
157718-1	17-4504
157787-1	17-1003
157789-1	17-1064
157791	HS-9
157991-1	HS-9[4]
157820-5-1	Fly-25
157820-6	Fly-25
157833	19-3660[35]
157833-1	19-3660[35]
157841-1	
157842	20-1005
157842-1	20-1005
157844-1	
157856-1	
157908-1	Y-11[24, 27]
157908-2-1	Y-11[24, 27]
157915-1	21F08
157919-1	24S53
157919-1-2	24S53
157919-1-5	22S45[4]
157919-1-6	24S53
157936-1	
157971-1	HS-9[4]
158007-1	19-3250[34]
158420-1	Y-26
158420-1-2	Y-26
158420-4	Y-26
158426-1/-2	Y-26
158426-1-17	Y-26
158426-2	Y-26
158477-1	26S76
158481-1	Fly-25

MFR'S. PART	REPLACEMENT
158481-2	Fly-25
158481-3-5	Fly-25
158481-5	Fly-25
158586-1	17-4524
158615-1	17-4535
158627-1	19-3250
158628-1	
158630-1	19-3250[34]
158699-1	19-1004
158704-1	19-1001
158721-1	17-5001
158726-1	26S76
158726-1-6	26S76
158726-2	26S76
158726-4	26S76
158726-5	26S76
158785-1	24S53
159210-1	19-3500
159215-1	19-4950
159310-1	
159384-1	17-4536
159385-1	17-4504
159395-1	19-3100
159396-1	19-4840[40]
159397-1	19-3250[41]
159398-1	19-1923
159399-1	19-3250
159400-1	19-3093[34]
159412-1/-5-3-12	Fly-25
159412-1-3	Fly-25
159418-2	17-4535
159419-1	
159420-2	
159421-1	20-1005
159442-1	19-1004
159462-1	19-1002
159463-1	19-3100
159527-1	17-5001
159580-1	19-1004
159581-1	19-1000
159928-1	17-5003
159931-1	17-5002
159933-1	
159943-1	
155947-1	Fly-120
159947-2	Fly-120
159974-1	19-1001
170096-1	17-5003
170097-1	17-5002
170138-4/-1	
170139-1	
170246-1	
170253-1	26A03[44]
170339-1	17-5003
170349-1	26A03[44]
170357-1	17-5002
172022-1	17-1003
172148-1	
172249-1	26A03[1, 44]
172299-1	
172306-1	
172339-1	
172348-1	19-1000
172387-2	Fly-140
172388-1-4F	Y-26
172452-1	
172454-1	
172457-1	
172560-1	
172596	24S52

MFR'S. PART	REPLACEMENT
172674-1	19-1005
172678-1	19-3036
172679-1	19-3125[34]
172680-1	19-3500
172681-1	19-3160
172682-1	19-3250
172683-1	19-3093[48]
172978-1	
173346-1	
AB144904	Y-3
AB146321	Y-3
AB146996	Y-3
AB147430	FC-3
AB147445	Y-3
AB147560	Y-3
AB147631	Y-3
AB148145	Y-3
AB148781	FC-3
AB148971	
AB149539	FC-3
AB150544	FC-3
AB151759	
AB160365	
AB160455	Y-3
AC139913-3	16-6678
AC139919-3	16-6670
AC139919-4	16-6678
AC145571	Y-3
AC145629	Fly-1
AC145902	Fly-4
AC146698	HS-9[4]
AC146756	
AC146782	17-1021
AC147974	17-1066
AC147428	
AC148761	
AC148887-3	Y-5
AC148887-5	Y-5
AC148887-6	Y-5
AC148887-7	Y-5
AC148887-11	Y-5
AC148887-12	
AC149146	Fly-5[1, 17]
AC150200	
AC150544	FC-3
AC150544-2	
AC151757	WC-17
AC151999	19-3500
AC152000	17-1064
AC152005	19-3660
AC152006	19-4160
AC152007	19-4160
AC152056	WC-22
AC152641	19-3036
AC160008	17-1011
AC160009-1	HS-1[4]
AC160010	17-1043
AC160160	20-1004
AC160306-1	16-6758
AC160306-2	16-6758
AC160569	Y-3
AD148258	Fly-85
AD149567	Fly-85
AD149661	Fly-85
AD151195	Fly-85
AD151802	Fly-85
AD154221-6	Y-13[24]
AD154221-9	Y-13[24]
AD155514-1A	Fly-71
AW143934	19-3001

MFR'S. PART	REPLACEMENT
AW144551	WC-14
AW144564	HS-2[1]
AW144763	14-1060
AW144864	
AW145139	WC-11
AW145195	19-1020
AW145209	17-1003
AW145328	17-1003
AW145329	17-1004
AW145330	19-1020
AW145621	WC-11[1]
AW145622	WC-16[1]
AW146570	19-1001
AW146582	17-1004
AW146583	17-1003
AW146735	
AW146763	17-1003
AW146783	17-1003
AW146855	19-3001
AW146889	
AW146084	WC-14
AW147004	WC-18
AW147022	17-1003
AW-147043	
AW147430	FC-3
AW147482	WC-16
AW147611	WC-14
AW147880	WC-16
AW147974	17-1066
AW148197	WC-15
AW148381	
AW148452	WC-16
AW148978	WC-22
AW148983	17-1063
AW149063	19-1001
AW149086	19-3001
AW149242	
AW149357	
AW149492	WC-13
AW150202	
AW160018	
AW160020	19-1001
AW160023-1	
AW160023-2	
AW160023-3	
AW160155	17-1004
AW160159	19-1020
AW160160	20-1004
AW160161	19-1021
AW160163	17-1004
AW160238	WC-11
AW160281	WC-14
AW160512	19-1021
AW160513	19-1021
B136598	24S52
B138131-2	36S49[1]
B142042	26C43
B142890	26S49
B144298	
B144460	26R00[2]
B144546	26C44
B144559	26A03
B144724	Fly-1
B145498	24S86[1]
B145563	FC-3
B145751-2	24S86
B146842-1	24A87
B146842-3	26A03
B146842-4	26A03

MFR'S. PART	REPLACEMENT
B146842-6	26A03
B146989	26S53
B147824	26S52
B148296	26S52
B148381	26S52
B148936-2	19-1007
B148936-3	19-1005
B148970	26S52
B149263	26S52[1]
B149460	26S49
B149475	26C41
B149476	26S49
B149654	26S49
B15042	26C41
B151762	24S50
B151762-B	26S50
B152029	24S50
B152042	26C43
B152042-A	26C41
B153317	26S49
B153467	26S52
B154442-A	26C41
B155255-1	26A05
B155255-2	26A05
B155255-3	26A05
B155255-3-1	26A05
B155529-2-1	26C41
B157919-1	25S53
B157919-1-1	26S58
C145676	26C44[1]
C146683	26R19
C146874	17-1033
C146924-20	19-1021
C146924-21	17-3402
C146924-22	17-3497
C146924-23	24S51
C146924-24	26R14
C147504	
C147682	26R19
C148282	26R21
C148562	
C148950	
C148975	26R21
C149559	
C150394	17-1033
C151612	26R91
C152433	26R21
C155572/-2-2	26S55[1, 32]
C160014	26C44
D145609	
D160011	
D160015-2	26A01
D160318	24R04
D160490	
W139184	FC-1
W139185	WC-11
W139186	WC-14
W139188	17-1001
W139189	17-1002
W139190	17-1013
W139191	24A88
W139192	24S86
W139193	HS-1
W139194	Fly-1
W139195	26R16
W139196	17-1011
W139198	24S52[1]
W139200	Y-3
W144605	
W144699	17-1004
W160200	24S86
W160201	Fly-1

Next page for MODEL & CHASSIS index

Service notes may be found at the end of the CROSLEY section.

Printed in USA

MODEL INDEX

MODEL	COLUMN NUMBER	MODEL	COLUMN NUMBER	MODEL	COLUMN NUMBER	MODEL	COLUMN NUMBER	MODEL	COLUMN NUMBER	MODEL	COLUMN NUMBER
AC-10B/M	24	EU-21CDMU	13	F-27COBU	15	H-21COWHd	20	J-17TOWUa	21	9-408(50)	1
AC-11B/M	24	EU-21CDN	13	F-27COMH	15	H-21COWU	20	J-21CABH	23	9-409M3	3
AH-10B	24	EU-21CDNU	13	F-27COMU	15	H-21COWUc	21	J-21CABU	23	9-413B	2
AH-11B	24	EU-21COBa	13	G-17TOBH	19	H-21HCBH	20	J-21CAMH	23	9-413B-2	2
AT-10B/M	24	EU-21COBUa	13	G-17TOBKH	19	H-21HCBHa	20	J-21CAMU	23	9-414B	2
AT-11B/M	24	EU-21COLBd	14	G-17TOBU	19	H-21HCBHb	21	J-21CKBF	25	9-419M1	3
AT-70B/M/W	23	EU-21COLBe	14	G-17TOMH	19	H-21HCBHd	20	J-21CKBU	25	9-419M1-LD	3
AT-71B/M/W	23	EU-21COLBU	14	G-17TOMU	19	H-21HCBU	20	J-21CKGF	25	9-419M2	3
BC-12BZ/M/MZ	26	EU-21COLd	14	G-17TOWEH	19	H-21HCBUc	21	J-21CKGU	25	9-419M3	3
BC-13B/M	26	EU-21COLe	14	G-17TOWH	19	H-21HCMHa	20	J-21CKHF	25	9-419M3-LD	3
BC-14M	26	EU-21COLU	14	G-17TOWU	19	H-21HCMHb	21	J-21CKHU	25	9-420M	2
BC-15M	26	EU-21COMa	13	G-21TOBH	20	H-21HCMHd	20	J-21CKMU	25	9-422M	4
BT-12BZ/M/MZ	26	EU-21COMUa	13	G-21TOBU	20	H-21HCMUc	21	J-21CKMF	25	9-422MA	4
BT-13B/M	26	EU-21COS	14	G-21TOMH	20	H-21HCWH	20	J-21CSKMF	25	9-423M	2
DC-10B/M	26	EU-21COSB	14	G-21TOMU	20	H-21HCWHa	20	J-21CTKMF	25	9-424B	2
DC-11B/M	26	EU-21COSBU	14	G-21TOWH	20	H-21HCWHb	21	J-21CTKMU	25	10-401	6
DC-12M	26	EU-21COSU	14	GF-21CDLBH	18	H-21HCWHd	20	J-21LKBF	25	10-404MU	7
DC-13M	26	EU-21PDBU	13	GF-21CDLH	18	H-21HCWU	20	J-21LKBU	25	10-404M1U	7
DC-14M	26	EU-21PDMU	13	GF-21CDLU	18	H-21HCWUc	21	J-21LPKBF	25	10-412MU	6
DC-15M	26	EU-21TOL	14	GF-21CDMH	18	H-21HKBF	22	J-21LPKBM	25	10-414MU	5
DC-16B	26	EU-21TOLB	14	GF-21CDMU	18	H-21HKBU	22	J-21LPKBU	25	10-414M1	5
DC-17B	26	EU-21TOLBU	14	GF-21COBH	18	H-21HKMF	22	J-21LPKMF	25	10-416MU	5
DC-18N	26	EU-21TOLU	14	GF-21COBU	18	H-21HKMU	22	J-21LPKMU	25	10-416M1	5
DC-19N	26	F-17TOLBH	16	GF-21COMH	18	H-21HPBHa	20	J-21RABH	23	10-416M1U	5
DT-12B/M	26	F-17TOLBU	16	GF-21TOM	18	H-21HPBHd	20	J-21RABU	23	10-418MU	6
DT-13B/M	26	F-17TOLBU-1	16	H-17TOBH	20	H-21HPBUc	21	J-21RAMH	23	10-419MU	6
DU-17CDB	12	F-17TOLH	16	H-17TOBHa	20	H-21HPWHa	20	J-21RAMU	23	10-420MU	7
DU-17CDM	12	F-17TOLU	16	H-17TOBHd	20	H-21HPWHd	20	J-21TABH	23	10-421MU	6
DU-17CHB	12	F-17TOLU-1	16	H-17TOBU	20	H-21HPWUc	21	J-21TABU	23	10-427MU	6
DU-17CHM	12	F-17TOSBH	18	H-17TOBUc	21	H-21LPKBF	22	J-21TAMH	23	10-428MU	7
DU-17CHN	12	F-17TOSBU	18	H-17TOMH	20	H-21LPKBU	22	J-21TAMU	23	10-429M	5
DU-17CHN	12	F-17TOSH	18	H-17TOMHa	20	H-21LPKMF	22	J-21TAWH	23	10-429MU	5
DU-17COB	12	F-17TOSU	18	H-17TOMHd	20	H-21LPKMU	22	J-21TAWU	23	11-441MU	8
DU-17COL	12	F-21CDLBH	18	H-17TOMNHa	21	H-21TCOBH	20	J-21TJBH	20	11-442MU	9
DU-17COLa	12	F-21CDLBU	16	H-17TOMU	20	H-21TCOMH	20	J-21TJBU	20	11-443MU	10
DU-17COM	12	F-21CDLH	18	H-17TOMUc	21	H-21TCOWH	20	J-21TJMH	20	11-445MU	9
DU-17COMa	12	F-21CDLU	16	H-17TOWH	20	H-21TKBF	22	J-21TJMU	20	11-446MU	8
DU-17PDB	12	F-21CDLU-1	18	H-17TOWHa	20	H-21TKBU	22	J-21TKBF	25	11-447MU	9
DU-17PDM	12	F-21COLBH	18	H-17TOWHd	20	H-21TKMF	22	J-21TKBU	25	11-453MU	9
DU-17PHB	12	F-21COLBU	16	H-17TOWU	20	H-21TKMU	22	J-21TKDBF	25	11-459MU	9
DU-17PHM	12	F-21COLBU-1	18	H-17TOWUc	21	H-21TOBH	20	J-21TKDBU	25	11-459M1U	9
DU-17PHN/1	12	F-21COLH	18	H-21CCOBH	20	H-21TOBHa	20	J-21TKDMF	25	11-460MU	9
DU-17TOB/1	12	F-21COLU	16	H-21CCOMH	20	H-21TOBHb	21	J-21TKDMU	25	11-461WU	8
DU-17TOL/1/2	12	F-21COLU-1	18	H-21CCOWH	20	H-21TOBHd	20	J-21TKLBF	25	11-465WU	9
DU-17TOM/1	12	F-21PDBH	17	H-21CKBF	22	H-21TOBU	20	J-21TKLBU	25	11-470BU	9
DU-20CDM	12	F21PDBU	17	H-21CKBU	22	H-21TOBUc	21	J-21TKLMF	25	11-471BU	8
DU-20CHB	12	F-21PDMH	17	H-21CKMF	22	H-21TOBUf	20	J-21TKLMU	25	11-472BU	9
DU-20CHM	12	F-21PDMU	17	H-21CKMU	22	H-21TOMH	20	J-21TKMF	25	11-472B1U	11
DU-20COB	12	F-21TOLBH	16	H-21COBH	20	H-21TOMHa	20	J-21TKMU	25	11-473BU	10
DU-20COM	12	F-21TOLBU	16	H-21COBHa	20	H-21TOMHb	21	J-21TOWH	20	11-475BU	9
DU-21CDN	12	F-21TOLBU-1	16	H-21COBHb	21	H-21TOMHd	20	J-21TOWU	20	11-476BU	8
DU-21CHM/1	12	F-21TOLH	16	H-21COBHd	20	H-21TOMU	20	J-21TSBH/MH	20	11-477BU	9
DU-21COB1	12	F-21TOLU	16	H-21COBHd	20	H-21TOMUc	21	S11-442M1U	11	11-483BU	9
DU-21COL	12	F-21CDLBU-1	18	H-21COBU	20	H-21TOMUf	20	S11-444MU	11	17-CDC1	9
DU-21COLB	12	F-21TOLU-1	16	H-21COBUc	21	H-21TOWH	20	S11-453MU	11	17-CDC2	9
DU-21CDM1	12	F-21TOSBH	18	H-21COMH	20	H-21TOWHa	20	S11-459MU	11	17-CDC3	9
DU-21COM/1	12	F-21TOSBU	18	H-21COMHa	20	H-21TOWHb	21	S11-472B1U	11	17-CDC4	9
EU-17COL	14	F-21TOSH	18	H-21COMHb	21	H-21TOWHd	20	S11-474BU	11	17-COC1	9
EU-17COLB	14	F-21TOSU	18	H-21COMHd	20	H-21TOWU	20	S17CDC1	11	17-COC2	9
EU-17COLBU	14	F-24CDBH	15	H-21COMHd	20	H-21TOWUc	21	S17CDC2	11	17-COC3	9
EU-17COLU	14	F-24CDBU	15	H-21COMU	20	H-21TOWUf	20	S17CDC3	11	20-CDC1	10
EU-17COM	13	F-24CDMH	15	H-21COMUc	21	J-17TABH	23	S17CDC4	11	20-CDC2	10
EU-17TOB	13	F-24CDMU	15	H-21COSBH	20	J-17TABU	23	S17COC1	11	20-CDC3	10
EU-17TOLa	14	F-24COLB	15	H-21COSBHa	20	J-17TAMH	23	S17COC2	11		
EU-17TOLB	14	F-24COLBH	15	H-21COSBHb	21	J-17TAMU	23	S17COC3	11		
EU-17TOLBU	14	F-24COLBU	15	H-21COSBHd	20	J-17TAWH	23	S20CDC1	11		
EU-17TOLU	14	F-24COLBU-1	15	H-21COSBUc	21	J-17TAWU	23	S20CDC2	11		
EU-17TOM	13	F-24COLH	15	H-21COSH	20	J-17TJBH	20	S20CDC3	11		
EU-21CDB	13	F-24COLU	15	H-21COSHa	20	J-17TJBU	21	9-403M	2		
EU-21CDBU	13	F-24COLU-1	15	H-21COSHb	21	J-17TJBUa	21	9-403M-2	2		
EU-21CDL	14	F-24PDBH	15	H-21COSHd	21	J-17TJMH	20	9-404M	2		
EU-21CDLB	14	F-24PDBU	15	H-21COSUc	21	J-17TJMU	21	9-407	3		
EU-21CDLBU	14	F-24PDMH	15	H-21COWH	20	J-17TJMUa	21	9-407M-1	3		
EU-21CDLU	14	F-24PDMU	15	H-21COWHa	20	J-17TOWH	20	9-407M-2	3		
EU-21CDM	13	F-27COBH	15	H-21COWHb	21	J-17TOWU	21	9-408	1		

CHASSIS INDEX

CHASSIS	COLUMN NUMBER	CHASSIS	COLUMN NUMBER	CHASSIS	COLUMN NUMBER	CHASSIS	COLUMN NUMBER	CHASSIS	COLUMN NUMBER	CHASSIS	COLUMN NUMBER
292	5	331/-1/-2	9	390/92	13	406/-1	17	432/-1/-3	20	472/73/76/77	25
320	8	331-4	11	393/94/96	14	411/-1/-4/-5	15	434	21	481/83/84	23
321/-1/-2	9	356/-3	12	402/-1	16	412/-1	15	441/42	21	487/88	24
321-4	11	357/-1	12	402-4/-5	18	414/-1	15	443/-3	20	489/90	26
323/-3/-4	10	359	12	403/-1	16	416/-1	15	445	21	493/94	26
323-6	11	380/81/84	13	404/-1	16	426	19	466/A	22		
325	8	385/86/87	14	404-4/-5	18	431/-1/-2/-3/-5	20	467/68/69	22		

Service notes may be found at the end of the CROSLEY section.

Printed in USA

PART NAME	1	2	3	4	5	6	7	8	9	10
Flyback	W-139194 Fly-1	B-144724 145629 Fly-1	W-160201 AC-145629 Fly-1	AC-145902 Fly-4	AC-147428	AD-148258[7] Fly-85	AC-146756 AC-148761	AC-149146 Fly-5[1], 17	AD-149567 Fly-85	AD-149661 AD-151195 Fly-85
Yoke	W-139200 Y-3	AB-144904 Y-3	AB-160455 AC-160569 Y-3	AC-145571 Y-3	AB-147445 Y-3	AB-146996[6] Y-3	AB-146321[10] AB-147631 Y-3	AC-148887-6 Y-5	AC-148887-6 Y-5	AC-148887-5/-11 Y-5
Vertical Output	W-139192 24S86	B-145498 24S86[1]	W-160200 24S86	W-160200 24S86	B-145751-2 24S86	B-146989[8] 26S53	B-146989[8] 26S53	B-149263 26S52[1]	B-148970 26S52	B-148970 26S52
Vert. Blocking Oscillator	W-139191 24A88	B-144559 26A03	D-160015-2 26A01	D-160015-2 26A01	B-146842-1 24A87	B-146842-1 24A87	B-146842-1 24A87	B-146842-3 26A03	B-146842-3 26A03	B-146842-3 26A03
Width Coil	W-139185 WC-11	AW-145139 WC-11	AW-160238 WC-11	AW-145621 WC-11[1]	AW-147611 WC-14	AW-146984[9] WC-14	AW-146984 AW-147611 WC-14	AW-148978 WC-22	AW-149492 WC-13	AW-149492 WC-13
Linearity	W-139186 WC-14	AW-144551 WC-14	AW-160281 WC-14	AW-145622 WC-16[1]	AW-147482 WC-16	AW-147004[11] WC-18	AW-147004[12] WC-18	AW-148452 WC-16	AW-148452 WC-16	AW-148452 WC-16
Power	W-139195 26R16	B-144460 26R00[2]	D-160011 D-160490	D-145609	C-147504	C-148282[13] 26R21	C-147682[14] 26R19	C-148975 26R21	C-148950	C-149559
Filament	NOT USED	NOT USED	NOT USED	NOT USED	NOT USED	NOT USED	NOT USED	NOT USED	NOT USED	NOT USED
Focus Coil	W-139184 FC-1	B-144298	AB-160365	B-145563 FC-3	AB-147430 FC-3	AB-147430[7] FC-3	AB-148781[15] FC-3	AB-148971	AB-149539 FC-3	AB-149539[18] FC-3
Audio Output	W-139198 24S52[1]	B-138131-2 26S49[1]	138131-2 26S49	138132-2 138131-2 26S49	B-142890 26S49	B-142890 26S49	B-142890[16] 26S49	B-149476 26S49	B-149460 26S49	B-149476 26S49
Choke	W-144605	B-144546 26C44	C-160014 26C44	C-145676 26C44[1]	147672 26C41	147672 26C41	147672 26C41	B-149475 26C41	B-149475 26C41	B-149475 26C41
Horizontal Oscillator	W-139193 HS-1	AW-144564 HS-2[1]	AC-160009-1 HS-1[4]	AC-160009-1 HS-1[4]	AC-146698 HS-9[4]	AC-146698 HS-9[4]	AC-146698 HS-9[4]	AC-146698 HS-9[4]	AC-146698 HS-9[4]	AC-146698 HS-9[4]
Horizontal Ringing Coil	NOT USED	NOT USED	NOT USED	NOT USED	NOT USED	NOT USED	NOT USED	NOT USED	NOT USED	NOT USED
Antenna Input (Balun)			NOT USED	AW-160018	AW-146735	AW-146735	AW-146735	B-148936-2 19-1007	B-148936-2 19-1007	B-148936-2 19-1007
Video IF	W-139188 17-1001	AW-160155 17-1004	AW-145328[5] 17-1003	AW-145329 17-1004	AW-146763 17-1003	AW-146763 17-1003	AW-146763 17-1003	AW-146763[19] 17-1003	AW-146763[19] 17-1003	AW-146763[19] 17-1003
Video IF	W-139189 17-1002	AW-160163 17-1004	AW-145329[5] 17-1004	AW-145328 17-1003	AW-146582 17-1004	AW-146582 17-1004	AW-146582 17-1004	AW-146582 17-1004	AW-146582 17-1004	AW-146582 17-1004
Video IF	W-144699 17-1004	AW-160161 19-1021	AW-160163[5] 17-1004	AW-145329 17-1004	AW-146583 17-1003	AW-146583 17-1003	AW-146583 17-1003	AW-146583 17-1003	AW-146583 17-1003	AW-146583 17-1003
Video IF	NOT USED	AW-145328[3] 17-1003	AW-160161[3] 19-1021	AW-145328 17-1003	AW-147022 17-1003	AW-147022 17-1003	AW-147022 17-1003	AW-147022 17-1003	AW-147022 17-1003	AW-147022 17-1003
Ratio Det. or Quadrature	W-139190 17-1013	AC-160010 17-1043	AC-160010 17-1043	AC-160010 17-1043	C-146874 17-1033	C-146874 17-1033	C-146874 17-1033	C-146874 17-1033	C-146874 17-1033	C-146874 17-1033
Trap		AW-145195 19-1020	AW-145195 AW-145330 19-1020	AW-145330 19-1020	AC-146782 17-1021	AC-146782 17-1021	AC-146782 17-1021	AC-146782 17-1021	AC-146782 17-1021	AC-146782 17-1021
Trap		AW-160160 20-1004	AW-160160 20-1004	AW-160160 20-1004	NOT USED	NOT USED	NOT USED	NOT USED	NOT USED	NOT USED
1st Sound IF	W-139196 17-1011	AC-160008 17-1011	AC-160008 17-1011	AC-160008 17-1011	AC-146782 17-1021	AC-146782 17-1021	AC-146782 17-1021	AC-146782 17-1021	AC-146782 17-1021	AC-146782 17-1021
2nd Sound IF	NOT USED	AC-160008 17-1011	AC-160008 17-1011	AC-160008 17-1011	NOT USED	NOT USED	NOT USED	NOT USED	NOT USED	NOT USED
AM IF and FM IF	NOT USED	AC-139913-3 16-6678	AC-160306-1 16-6758	NOT USED	NOT USED	NOT USED	NOT USED	NOT USED	NOT USED	NOT USED
AM IF and FM IF	NOT USED	AC-139913-3 16-6678	AC-160306-2 16-6758	NOT USED	NOT USED	NOT USED	NOT USED	NOT USED	NOT USED	NOT USED
Peaking		AW-160023-2	AW-160023-2	AW-160023-2	AW-146889	AW-146889	AW-146889	AW-146889	AW-146889	AW-146889
Peaking		AW-144864	AW-160023-3	AW-160023-3	AW-147043	AW-147043	AW-147043	AW-149357	AW-149357	AW-149357
Peaking		AW-160023-1	AW-160023-1	AW-160023-1	AW-146570 19-1001	AW-146570 19-1001	AW-146570 19-1001	AW-149242	AW-149242	AW-149242
Peaking		NOT USED	NOT USED	NOT USED	NOT USED	NOT USED	NOT USED	NOT USED	NOT USED	NOT USED
RF Choke		AW-160020 19-1001	AW-160020 19-1001	AW-160020 19-1001	AW-146570 19-1001	AW-146570 19-1001	AW-146570 19-1001	AW-146570 19-1001	AW-146570 19-1001	AW-146570 19-1001
Filament Choke		NOT USED	NOT USED	NOT USED	AW-146855 19-3001	AW-146855 19-3001	AW-146855 19-3001	AW-146855 19-3001	AW-146855 19-3001	AW-146855 19-3001

Service notes may be found at the end of the CROSLEY section.

Printed in USA

PART NAME	11	12	13	14	15	16	17	18	19	20
Flyback	AD-151195 Fly-85	AD-151802 Fly-85	153619 Fly-85	154069-1 154990 Fly-70	155445-1/-2/-5 Fly-72	AD-155514-1A 155514-1 Fly-71	156330-1 Fly-71	157045-1 Fly-71	157820-5-1 157820-6 Fly-25	158481-1/-2/-5 Fly-25
Yoke	AC-148887-6/-11 Y-5	AC-148887-6 Y-5	153614 Y-5	154221-6 Y-13[24]	156496-1 156469-1 Y-14[27, 28]	AD-154221-6/9 154221-6/-9 Y-13[24]	AD-154221-6/9 154221-6/-9 Y-13[24]	157044-1/-2 Y-13[24]	157908-2-1 157908-1 Y-11[24, 27]	158426-1 Y-26
Vertical Output	B-148970 26S52	B-148970 26S52	B-153467 26S52	154106 26S17	155966/-1/-2 26S19	C-155572 155572 26S55[1, 32]	C-155572 155572 26S55[1, 32]	C-155572 155572 26S55[1, 32]	C-155572-2-1 155572-2 26S55[1, 32]	158477-1 158726-1 26S76
Vert. Blocking Oscillator	B-146842-3 26A03	B-146842-4 26A03	B-146842-6 26A03	154105-1 26A03	155255-1/-2 26A05	B-155255-1 155255-1 26A05	B-155255-2 155255-2 26A05	B-155255-1 155255-1 26A05	B-155255-3-1 155255-3 26A05	B-155255-3-1 155255-3 26A05
Width Coil	AW-149492 WC-13	AC-151757 WC-17	151757 153746 WC-17	NOT USED	NOT USED	NOT USED	NOT USED	NOT USED	NOT USED	NOT USED
Linearity	AW-148452 WC-16	AC-152056 WC-22	152056 WC-22	NOT USED	NOT USED	NOT USED	NOT USED	NOT USED	NOT USED	NOT USED
Power	C-148950 C-149559	C-151612 C-152433 26R21	153526 153612 26R21	NOT USED	NOT USED	NOT USED	NOT USED	NOT USED	NOT USED	NOT USED
Filament	NOT USED	NOT USED	NOT USED	154290 154720	155532/-A	155390 21F12[1]	155390 21F12[1]	155390 21F12[1]	NOT USED	NOT USED
Focus Coil	AB-149539 AB-150554 FC-3	AB-151759 AC-150554-2	NOT USED	NOT USED	NOT USED	NOT USED	NOT USED	NOT USED	NOT USED	NOT USED
Audio Output	B-149460[20] 26S49	B-152029[21] 24S50	B-153317[23] 26S49	154109-1 24S50	154109-3[29] 26S58	154109-2/A 24S50	154587 24S61[1]	154109-2/A 24S50	B-157919-1[33] 24S53	B-157919-1[33] 24S53
Choke	B-149475 26C41	B-152042[22] 26C43	153782	154442[26] 26C41	156005-1 26C44	155529-1 26C41	155529-1 26C41	155529-1 26C41	B-155529-2-1 155529-1-2/-3 26C41	B-155529-2-1 155529-1-2/-3 26C41
Horizontal Oscillator	AC-146698 HS-9[4]	AC-146698 HS-9[4]	146698 HS-9[4]	SEE RINGING COIL	SEE RINGING COIL	SEE RINGING COIL	SEE RINGING COIL	SEE RINGING COIL	157791 HS-9	157791-1 HS-9[4]
Horizontal Ringing Coil	NOT USED	NOT USED	NOT USED	154220 HS-5	154220 HS-5	154220 HS-5	154220 HS-5	154220 HS-5	NOT USED	NOT USED
Antenna Input (Balun)	B-148936-2 19-1007	B-148936-2 19-1007	B-148936-2 19-1007						NOT USED	NOT USED
Video IF	AW-146763[19] 17-1003	AW-146763[19] 17-1003	146763 17-1003	154287 17-1003	155304 17-1005	155304 17-1005	155304 17-1005	155304 17-1005	157787-1 17-1003	157787-1[36] 17-1003
Video IF	AW-146582 17-1004	AC-147974 17-1066	147974 17-1066	154307	155319 17-1062	155319/-1 17-1062	155319/-1 17-1062	155319/-1 17-1062	157789-1 17-1064	157789-1[36] 17-1064
Video IF	AW-146583 17-1003	AC-152000 17-1064	152000 17-1064	154319	155348	155348	155348	155348	157936-1	157936-1[36]
Video IF	AW-147974 17-1066	AW-148983 17-1063	148983 17-1063	154321	155594/-1	155348-1	155348-1	155348-1	157844-1	157844-1[36]
Ratio Det. or Quadrature	C-146874 17-1033	C-150394 17-1033	150394 17-1033	154108 17-1033	154108/-1[30] 17-1033	154108 17-1033	154108 17-1033	154108 17-1033	157842 20-1005	157842-1 20-1005
Trap	AC-146782 17-1021	AC-146782 17-1021	153665 17-1021	154158 20-1004	155446 17-3400	155446 17-3400	155446 17-3400	155446 17-3400	NOT USED	NOT USED
Trap	NOT USED	NOT USED	NOT USED	NOT USED	NOT USED	NOT USED	NOT USED	NOT USED	NOT USED	NOT USED
1st Sound IF	AC-146782 17-1021	AC-146782 17-1021	153665 17-1021	154183 17-3401	155442 20-1004	155442 20-1004	155442 20-1004	155442 20-1004	157841-1	157841-1
2nd Sound IF	NOT USED	NOT USED	NOT USED	NOT USED	NOT USED	NOT USED	NOT USED	NOT USED	157856-1	NOT USED
AM IF and FM IF	NOT USED	AC-139919-3 16-6770	NOT USED	NOT USED	13319-3 16-6758	NOT USED	NOT USED	NOT USED	NOT USED	NOT USED
AM IF and FM IF	NOT USED	AC-139919-3 16-6770	NOT USED	NOT USED	145025-1/-3 16-3487	NOT USED	NOT USED	NOT USED	NOT USED	NOT USED
Peaking	AW-146889	AC-152006/7 19-4160	152006/7 19-4160	154171 19-4160	156036 19-3500	156036 19-3500	156036 19-3500	156036 19-3500	154376-1 19-1006	1574376-1 19-1006
Peaking	AW-146889	AC-152005 19-3660	152005 19-3660	154184 19-3300	154184 19-3300	154184 19-3300	154184 19-3300	154184 19-3300	157833/-1 19-3660[35]	157833/-1 19-3660[35]
Peaking	AC-150200	AC-152641 19-3036	152641 19-3036	154194[51] 19-4412	154194[51] 19-4412	154194[51] 19-4412	154194[51] 19-4412	154194[51] 19-4412	158007-1 19-3250[34]	158007-1 19-3250[35]
Peaking	AW-150202	AC-151999 19-3500	151999 19-3500	154206 19-3100	154206 19-3100	154206 19-3100	154206 19-3100	154206 19-3100	NOT USED	NOT USED
RF Choke	AW-149063 19-1001	B-148936-3 19-1005	149072 19-1001	154376 19-1001	155256[31] 19-3001	155256[31] 19-3001	155256[31] 19-3001	155256[31] 19-3001		
Filament Choke	AW-143934 19-3001	AW-149086 19-3001	143934 19-3001	NOT USED	NOT USED	NOT USED	NOT USED	NOT USED	155256-1 19-3001	155256-1 19-3001

Service notes may be found at the end of the CROSLEY section.

FORM-2

Printed in USA

PART NAME	21	22	23	24	25	26
Flyback	158481-3-5[37] Fly-25	158481-3-5[37] Fly-25	159412-2/-5-3-12 Fly-25	159412-1 Fly-25	159947-1/-2 Fly-120	172387-2 Fly-140
Yoke	158426-1/-2 Y-26	158426-1/-2 Y-26	158426-1/-1-17 Y-26	158420-1 Y-26	158420-4 158426-1 Y-26	172388-1-4F Y-26
Vertical Output	158726-1 154726-1 26S76	158726-2 26S76	158726-2/-1-6 26S76	158726-5 26S76	158726-2/-4 26S76	158726-2 26S76
Vert. Blocking Oscillator	B-155255-3-1 155255-3 26A05	B-155255-3-1 155255-3 26A05	155255-3 B155255-3 26A05	155255-3 B155255-3 26A05	170349-1 170253-1 26A03[44]	172249-1 26A03[1, 44]
Width Coil	NOT USED	NOT USED	NOT USED	NOT USED	NOT USED	NOT USED
Linearity	NOT USED	NOT USED	NOT USED	NOT USED	NOT USED	NOT USED
Power	NOT USED	NOT USED	NOT USED	NOT USED	NOT USED	NOT USED
Filament	NOT USED	NOT USED	NOT USED	NOT USED	157915-1 21F08	172148-1
Focus Coil	NOT USED	NOT USED	NOT USED	NOT USED	NOT USED	NOT USED
Audio Output	157919-1-2 24S53	B-157919-1[33] 24S53	157919-1/-1-6 24S53	157919-1/-1-6 24S53	149460[45] 24S52	172596-1[47] 24S52
Choke	B-155529-2-1 155529-1-2/-3 26C41	B-155529-2-1 155529-1-2/-3 26C41	155529-1/-2 26C41	155529-4 26C41	155529-4-1 155529-4 26C41	155529-5 26C44[1]
Horizontal Oscillator	157971-1 HS-9[4]	157971-1 HS-9[4]	157791-1 HS-9[4]	157791-1 HS-9[4]	159943-1	172339-1
Horizontal Ringing Coil	NOT USED	NOT USED	NOT USED	NOT USED	NOT USED	NOT USED
Antenna Input (Balun)	NOT USED	NOT USED	NOT USED	NOT USED	NOT USED	NOT USED
Video IF	157718-1 17-4504	159385-1 17-4504	157787-1 17-1003	172022-1 17-1003	170339-1[46] 17-5003	172560-1
Video IF	158586-1 17-4524	159384-1 17-4536	157789-1 17-1064	157789-1 17-1064	170357-1[46] 17-5002	172299-1
Video IF	158615-1 17-4535	159418-2 17-4535	159310-1	159310-1	170096-1[46] 17-5003	172306-1
Video IF	158721-1 17-5001	159527-1 17-5001	157844-1	157844-1	159928-1[46] 17-5003	173346-1
Ratio Det. or Quadrature	157842-1 20-1005	157842-1 20-1005	157842-1 20-1005	159421-1 20-1005	157842-1 20-1005	172452-1
Trap	157841-1	159420-2	157841-1	157841-1	159420-2	172454-1
Trap	NOT USED	NOT USED	NOT USED	NOT USED	159933-1	
1st Sound IF	157841-1	159420-2	157841-1	157841-1	159420-2	172454-1
2nd Sound IF	157856-1	157856-1	159419-1	159419-1	170138-1	172457-1
AM IF and FM IF	NOT USED	NOT USED	NOT USED	NOT USED	NOT USED	NOT USED
AM IF and FM IF	NOT USED	NOT USED	NOT USED	NOT USED	NOT USED	NOT USED
Peaking	158699-1 19-1004	159580-1[39] 19-1004	154376-1 19-1006	154376-1 19-1006		172681-1[49] 19-3160
Peaking	159210-1 19-3500	158699-1[39] 19-1004	159210-1 19-3500	159210-1 19-3500		172683-1[49] 19-3093[48]
Peaking	158628-1	159398-1[39] 19-1923	159215-1 19-4950[42]	159215-1 19-4950[42]		172679-1[49] 19-3125[34]
Peaking	158630-1 19-3250[34]	159395-1[39] 19-3100	158627-1 19-3250[34]	158630-1 19-3250[34]		172680-1[49] 19-3500
RF Choke	19-1001	159442-1 19-1004	159462-1[43] 19-1002	159462-1[43] 19-1002	159462-1[43] 19-1002	159463-1 19-3100
Filament Choke	NOT USED	158704-1[38] 19-1001	155256-1 19-3001	155256-1 19-3001	155256-1 19-3001	172348-1[50] 19-1000

SERVICE NOTES

1 Mounting difference.
2 Use 720V CT. secondary and parallel 3-6, 3 volt winding.
3 AW-145209 replaced by 17-1003.
4 Reverse coil in can.
5 AW-160512, AW-160513 replaced by 19-1021.
6 AB-147560, AB-148145 replaced by Y-3, AC-148887-3 used in model 10-421MU replaced by Y-5.
7 For model 10-421MU only.
8 B-148381 and B-147824 replaced by 26S52.
9 AW-148381 used in model 10-428MU-no replacement, AW-148197 used in models 10-419MU/427MU replaced by WC-15.
10 AC-148887-3 used in model 10-428MU replaced by Y-5.
11 AW-148452 used in model 10-421MU replaced by WC-16.
12 AW-147880 and AW-147482 replaced by WC-16.
13 C-146683 used in a few models replaced by 26R19[1], C-148562-no replacement.
14 C-147504 used in model 10-428MU-no replacement.
15 For model 10-428MU only.
16 B-136598 used in radio chassis replaced by 24S52.
17 Use schematic #3 and 5B packaged with unit.
18 AC-150554 & AW-147430 replaced by FC-3.
19 AW-148983 replaced by 17-1063.
20 B-149654 & B-149476 replaced by 26S49.
21 B-151762/-B replaced by 24S50.
22 B-152042-A (alternate) replaced by 26C41.
23 153162 & 153360 (alternate) replaced by 26S49[1].
24 Use original yoke cover and change wiring to conform with original circuit.
25 Connect as autoformers with a turns ratio of 44:1.
26 154799 used in chassis 396-no replacement.
27 May require use of original network.
28 Change wiring to conform with original circuit.
29 155587-1 used in chassis 414/-1 replaced by 24S61[1].
30 145193-1 used in radio chassis 362-3 replaced by 17-3487.
31 156361 replaced by 19-3075, 156362 replaced by 19-1003.
32 Use 50-1 turns ratio.
33 B-157919-1 (157919-1), 158785-1 (alternates) replaced by 24S53.
34 Parallel with 27K resistor.
35 Parallel with 4.7K resistor.
36 155384-1 & 157884-1-no replacement.
37 158481-2, 159412-1/-2-3, 158481-1/-5 all replaced by Fly-25.
38 159581-1 replaced by 19-1000.
39 159400-1 replaced by 19-3093[34], 159399-1 replaced by 19-3250, 159396-1 replaced by 19-4840[40], 159397-1 replaced by 19-3250[41].
40 Parallel with 3K resistor.
41 Parallel with 12K resistor.
42 Parallel with 1.8K resistor.
43 159463-1 replaced by 19-3100 paralleled with a 1000 ohm resistor, 172674-1 replaced by 19-1005.
44 Connect primary (red and blue) between cathode and ground, connect secondary (green and yellow) between junction of .022 and 560MMFD capacitor and ground. Connect terminal #2 of intergrator to cathode. If no sweep reverse primary leads.
45 170139-1 & 170246-1 (alternates)-no replacement.
46 170097-1 replaced by 17-5002, 159931-1 replaced by 17-5002.
47 172978-1-no replacement.
48 Parallel with 6.8K resistor.
49 172678-1 replaced by 19-3036, 172682-1 replaced by 19-3250 paralleled with 10K resistor.
50 159974-1 replaced by 19-1001.
51 154176 replaced by 19-4840.

Service notes may be found at the end of the CROSLEY section.

Printed in USA

CURTIS MATHES

PARTS LIST

USE THIS PAGE if PART NUMBER is available.

MFR'S. PART	REPLACEMENT	MFR'S. PART	REPLACEMENT	MFR'S. PART	REPLACEMENT	MFR'S. PART	REPLACEMENT	MFR'S. PART	REPLACEMENT	MFR'S. PART	REPLACEMENT
1A12	17-4538[7]	1A38	20-1005	1A151	Fly 165[20]	1A190		10A14-3/-4	26S73	12A18	
1A13	17-4538[7]	1A39	17-4536	1A152		1A191		10A15-3/-9		12A26	
1A14		1A40	17-4535	1A153	Y 72	1A192		10A15-10	24S96	12A29	
1A15		1A41	HS 6	1A154-1/-2/-3/-4		1A193D	Y 81	10A18	26C79	12A45	26R105
1A16		1A42-1		1A156		10A3-5/D	24S42	10A26/-1	22S35	12A46	26R150
1A17	20-1004	1A74	Fly 165[16]	1A157		10A3-6/6D	24S42	10A27-1/-2		12A47	26R105
1A18	17-1026	1A75/-1/-2	Y 106	1A158		10A3-7/-8	24S42	10A28	26C79	14A1	19-3180
1A19	17-3495	1A76	17-5003	1A161-1		10A9	26S07	10A30	26C79	14A2	19-3100[8]
1A20	20-1005	1A77	17-5002	1A162	20-1050	10A9-1		10A31	22S87	14A3	19-3036
1A21	HS 7	1A78	17-4523	1A163	20-1052	10A10	24S92	10A32	26C79	14A4	19-3180[9]
1A22	HS 8	1A79	17-4538	1A168	Y 107	10A11	26A05	10A33		14A6	19-3250
1A23	19-1001	1A80	17-4538	1A169	Fly 273	10A11-1	26A03	10A37	26C81	14A11	19-3600
1A25	Fly 150[1]	1A81	17-1031[13]	1A182		10A11-3	26A05	10A38	26S86	14A13	19-3180
1A26-2	Fly 52[2]	1A86		1A183		10A12	26C44	10A39	26S08	14A14	19-4073
1A27	Fly 143	1A93	Fly 165[11]	1A184		10A14	26S24	10A43		14A15	19-1004
1A29		1A93-1	Fly 165[15]	1A186		10A14	26S73	10A44	26C80	14A19	19-3125
1A30-1	Y 16[3]	1A94		1A187		10A14	26S24	10A45		14A22	19-4060
1A31-1		1A96	17-3495	1A188	HS 16	10A14-1	26S73	12A6-1/-2		14A23	19-1005
1A37	HS 6	1A124	19-4060			10A14-2	26S24	12A6-3	26R123[6]		

MODEL INDEX

MODEL	COLUMN NUMBER	MODEL	COLUMN NUMBER	MODEL	COLUMN NUMBER	MODEL	COLUMN NUMBER	MODEL	COLUMN NUMBER	MODEL	COLUMN NUMBER
AE2921	7	CJ3021	7	12A1	5	106-23	4	185-21	2	2121	3
AF2921	7	CK3021	7	13A1	8	155-21	2	186-21	2	3121A	3
CA3021	7	CL3021	7	95-23	2	156-21	2	196-23	4	5221A	3
CB3021	7	CM3021	7	96-23	2	165-21	2	206-23	4	6221A	3
CE3021	7	U2921	7	96-23	4	166-21	2	216-23	4	7323	1
CF3021	7	W2921	7	105-23	2	175-21	2	239-23	5	8224	3
CG3021	7	8E/F	6	106-23	2	176-21	2	1121	3	9323	1
CH3021	7	10A1/A2/A3	6								

CHASSIS INDEX

CHASSIS	COLUMN NUMBER	CHASSIS	COLUMN NUMBER	CHASSIS	COLUMN NUMBER	CHASSIS	COLUMN NUMBER	CHASSIS	COLUMN NUMBER	CHASSIS	COLUMN NUMBER
CMC12A	7	5,6	2	6D	4	9A1	5	14	9		

Service notes may be found at the end of the CURTIS MATHIS section.

CURTIS MATHES

PART NAME	1	2	3	4	5	6	7	8	9	
Flyback	1A25 Fly 150[1]	1A25 Fly 150[1]	1A27 Fly 143	1A93[12] Fly 165[11]	1A93-1[14] Fly 165[15]	1A74[14] Fly 165[16]	1A169 Fly 273	1A151 Fly 165[20]	1A182	
Yoke	1A26-2 1A31 Y 52[2]	1A42-1[10] 1A31-1	1A30-1 Y 16[3]	1A75/-1 Y 106	1A75/-2 Y 106	1A75/-1 Y 106	1A168 Y 107	1A153 Y 72	1A193D Y 81	
Vertical Output	10A9 26S07	10A14-14 26S73	10A14 26S24	10A14-1/-3 26S73	10A14-4[19] 26S73	10A14-3[19] 26S73	10A38 26S86	10A39[19] 26S08	10A43	
Vert. Blocking Oscillator	10A11 26A05	10A11[5] 26A05	10A11 26A05	10A11/-3 26A05	NOT USED	10A11-3 26A05	NOT USED	NOT USED	NOT USED	
Width Coil	NOT USED	1A29	1A29	NOT USED	NOT USED	NOT USED	NOT USED	NOT USED	NOT USED	
Linearity	NOT USED	NOT USED	NOT USED	NOT USED	NOT USED	NOT USED	1A161-1	NOT USED	NOT USED	
Power	12A6-1/-2	12A6-3 26R123[6]	12A6-1/-2	12A26 12A18	12A29[18]	12A26	12A46 26R150	12A45/47 26R105	NOT USED	
Filament	NOT USED	NOT USED	NOT USED	NOT USED	NOT USED	NOT USED	NOT USED	NOT USED	NOT USED	
Focus Coil	NOT USED	NOT USED	NOT USED	NOT USED	NOT USED	NOT USED	1A133	NOT USED	NOT USED	
Audio Output	10A10 24S92	10A10 24S92	10A10 24S92	10A10[17] 24S92	10A31 22S87	10A15-10[17] 24S96	26S48	10A31 22S87	10A45	
Choke	10A12 26C44	10A18 26C79	10A12 26C44	10A18 10A28 26C79	10A32 26C79	10A30 10A28 26C79	10A37 26C81	10A28 10A32 26C79	10A44 26C80	
Horizontal Oscillator	1A21 HS 7	1A37 1A41 HS 6	1A21 HS 7	1A41 HS 6	1A37 HS 6	1A41 HS 6	1A152	1A37 HS 6	1A188 HS 16	
Horizontal Ringing Coil	1A22 HS 8	NOT USED	1A22	NOT USED	NOT USED	NOT USED	NOT USED	NOT USED	NOT USED	
Antenna Input (Balun)	NOT USED	NOT USED	NOT USED	NOT USED	NOT USED					
Video IF	1A13 17-4538[7]	1A13 17-4538[7]	1A13 17-4538[7]	1A78 17-4523	1A78 17-4523	1A78 17-4523	1A154-1	1A78 17-4523	1A191	
Video IF	1A39 17-4536	1A39 17-4536	1A14	1A76 17-5003	1A76 17-5003	1A76 17-5003	1A154-2	1A76 17-5003	1A192	
Video IF	1A40 17-4535	1A40 17-4535	1A15	1A77 17-5002	1A77 17-5002	1A77 17-5002	1A154-4	1A77 17-5002	1A187	
Video IF	1A16	1A16		1A86	1A86	1A86	1A157	1A86	NOT USED	
Ratio Det. or Quadrature	1A38 20-1005	1A38 20-1005	1A20 20-1005	1A81 17-1031[13]	1A81 17-1031[13]	1A81 17-1031[13]	1A162 20-1050	1A81 17-1031[13]	1A186	
Trap	1A12 17-4538[7]	1A12 17-4538[7]	1A12 17-4538[7]	1A80 1A79 17-4538	1A80 1A79 17-4538	1A80 1A79 17-4538	1A154-3	1A79/80 17-4538	1A190	
Trap	1A17 20-1004	1A17 20-1004	1A17 20-1004	1A17 20-1004	NOT USED	1A17 20-1004	1A158	1A94	NOT USED	
1st Sound IF	1A18 17-1026	1A18 17-1026	1A18 17-1026	1A18 17-1026	1A94	1A18 17-1026	1A163 20-1052	1A94	1A184	
2nd Sound IF	1A19 17-3495	1A19 17-3495	1A19 17-3495	1A19 17-3495	1A96 17-3495	1A19/96 17-3495	1A156	1A96 17-3495	1A183	
AM IF and FM IF	NOT USED	NOT USED	NOT USED	NOT USED	NOT USED	1A67, 1A7 16-6758	NOT USED	NOT USED	NOT USED	
AM IF and FM IF	NOT USED	NOT USED	NOT USED	NOT USED	NOT USED	1A67, 1A8 16-6758	NOT USED	NOT USED	NOT USED	
Peaking	14A1 19-3180	14A1 19-3180	14A1 19-3180	14A1 19-3180	14A1 19-3180	14A1 19-3180	14A14 19-4073	14A1 19-3180	1A124 19-4060	
Peaking	14A2 19-3100[8]	14A2 19-3100[8]	14A2 19-3100[8]	14A2 19-3100[8]	14A6 19-3250	14A3 19-3036	14A22 19-4060	14A6 19-3250	14A6 19-3250	
Peaking	14A4 19-3180[9]	14A4 19-3180[9]	14A4 19-3180[9]	14A4 19-3180[9]	14A13 19-3180	14A4 19-3180[9]	14A19 19-3125	14A13 19-4201	14A23 19-1005	
Peaking	14A2 19-3100[8]	14A2 19-3100[8]		14A3 19-3036		14A6 19-3250	14A11 19-3600			
RF Choke	1A23 19-1001	1A23 19-1001	1A23 19-1001	1A23 19-1001	1A23 19-1001	1A23 19-1001	14A15 19-1004	1A23 19-1001	1A23 19-1001	
Filament Choke										

Service notes may be found at the end of the CURTIS MATHIS section.

1 Connect original terminals 8-6-5-1
to new terminals 5-4-3-1
Remove 4700 resistor from original circuit and connect a 1000 ohm resistor in series with a 75 MMFD (2 KV) capacitor across #1 and #2 of Yoke.

2 Use original Yoke plug and connect same as the original.

3 Connect Yoke terminal #3 to plug pin #4
#2 and #7.
" " " to plug pin #3
" " " #1 to plug pin #2
" " " #4 to plug pin #8
" " " #6 to plug pin #1
Use original rear cover.

4 10A9-1 used in chassis #5 - no replacement.

5 10A11-1 used in chassis #6 replaced by 26A03.

6 Drill new mounting holes.

7 Disregard tap.

8 Parallel with 390 ohm resistor.

9 Parallel with 6800 ohm resistor.

10 1A30-1 used in some models of chassis #6 replaced by Y 16^3.

11 Reverse mounting bracket. Remove one turn from filament winding.
Connect original terminals 5-A-6-2-4-3-1
to new terminals 6-7-9-4-5-8-2

12 1A27 used in some versions, replaced by Fly 143.

13 Shunt with 120 K resistor.

14 1A93 used in some versions replaced by Fly 165^{11}.

15 Remove one turn filament winding.
Connect original terminals 5-3-2-1-6-7-8
to new terminals 6-7-9-4-5-8-2

16 Remove one turn from filament winding.
Connect original terminals 1-2-4-6-7-8-10
to new terminals 2-8-5-6-4-9-7

17 10A3-5/D, 10A3-6/6D/7/8, used in some models replaced by 24S42.
10A3-5/-6 replaced by 24S42,
10A3-7/-8 replaced by 24S42,
10A26 replaced by 22S35,
10A26/-1 replaced by 22S35,
10A15-8/-9, 10A27-1 - no replacement,
10A33, 10A27-1/-2, 10A15-8/-9 - no replacement.

18 12A45/47 used in chassis 12 & 12A1 replaced by 26R105.

19 10A14/-2 used in some versions replaced by 26S24.

20 Reverse mounting bracket,
Remove one turn from filament winding.
Connect original 5-3-2-1-6-7-8
to new 6-7-10-4-5-8-2.

PARTS LIST

USE THIS PAGE if PART NUMBER is available.

DUMONT

MFR'S. PART	REPLACEMENT
77842	19-4073
705021	19-1005
708351	19-4400
708370	19-4201
708379A	Y 53[52]
708382	Y 79
708394	WC 18
708401	19-3180
708402	Y 53
708403	Y 53
708404	
708405	19-3275
708406	19-3093
708407	Y 79
708416	WC 18
708417	
708434	
708444	
708448	Y 107
713046	20-1044
713047	17-4534
713050	20-1005
716136A	HS 11
720075	16-6758
720315	
720316	
720317	
720318	17-3418
720336	20-1054
720337	
720364/A	17-3489
720365	
720404	20-1054
720419	
720421	17-4523
720423	
720433	17-3495
720434	17-1031
720438	
720447	
720461	
720462	20-1049
720477	
730080/90	
730094	26R47
730102	
730109	26R120
730111	26R116
730113	26R47
730114	26R116
734185/6	24S51
734195	24S53
734214	24S51
734215	24S53
734221	24S53
734222	22S86
737014	26C77
737046	26C93
737047	26C77
738163	Fly 229[5]
738168	Fly 245
738171	26S72
738175	
738176	26S72
738184	
738186	Fly 258
738187	
738188	Fly 258
738189	26S72
738190	
738191	
738194	26S72
738195	
738196	26S86
R100037	26S48
R100131	19-3125
R101819	19-3036
R102134	26C81
R103037	19-3375
R105195	26C81
R105196	WC 35
R105213	17-6018
R105214	17-6019
R105216	17-6011
R105294	17-3417
R105295	
R106383	20-1050
R107290	
R107837	
R109221	

MFR'S. PART	REPLACEMENT
R109237	HS 8
R109251	
R109252	17-3418
R109253	17-3419
R109254	17-3418
R109255	
R109257	19-3600
R109261	20-1052
R109262	
R109263	26S86
R109286	
R109457	Y 107
R109826	19-3060
R109834	
R109838	
R109840	19-3060
R109845	Y 107
R109850	26S86
R112820	Fly 273
R112821	
R112822	26S48
R112829	26C81
R112845	26R150
R112866	
R112869	
R112870	
R112871	
R112872	
R112873	
R112874	
R112875	
R112877	
R112879	
R113382	
R113383	26R150
R113388	19-3600
R113390	26S86
R113404	
R113547	
18002761	26S49
18002771	22S51
18002791	22S96
18002792	22S58
18002793	22S53
18002801	22S59[2]
18003001	26S49
18003041	26S49
18003061	26S49
18003131	26S49[2]
18003141	26S49[2]
18003212	26S49[2]
18003321	22S62
18003322	22S58
18003331	26S49[2]
18003361/21	22S58
18003471	26S49
18003481	26S49
18003501	26S49
18003511	26S46
18003521	26S46
18003611	24S51
20003891	
20003901	17-1043
20003911	
20003921	HS 1[2]
20003923	HS 1[2]
20003931	26A01
20003941/42	24S86
20003944	24S86
20003951	Fly 4
20004044	16-6758
20004061	Fly 4
20004071	21F10[2]
20004081	HS 1
20004101	
20004142	26A01
20004251	
20004261	Fly 1
20004281	
20004283	
20004331	26F60[2]
20004341	
20004351	
20004361	
20004441	17-3457
20004511	17-3456
20004521	
20004581	
20004592	
20004611	HS 3

MFR'S. PART	REPLACEMENT
20004701	
20004711	
20004721	26A04
20004722	26A04
20004723	26A04
20004726	26A04
20004728	26A04
20004731	26S53[2]
20004732	26S53
20004741	
20004751	
20004761	
20004771	26R95
20004781	
20004811	
20004941	
20004942	
20004961	
20004962	
20005011	26F60
20005012	26F60
20005013	26F60
20005014	26F60
20005015	26F60
20005021	Fly 61
20005031	26S53[2]
20005032	26S53[2]
20005037	24S86[2]
20005211	17-1001
20005241	
20005262	
20005271	17-1035
20005491	26S53
20005492	26S53[2]
20005497	24S86[2]
20005571	HS 3
20005581	17-1011
20005611	
20005612	
20005621	
20005662	26S53[2]
20005781	17-1004
20005791	
20005801	
20005840	
20005851/52	HS 3
20005891	24R05[1]
20006141	17-3497
20006731	Fly 115
20006851	
20006861	
20006871	
20006883/84	26R93
20006901	
20007611	HS 3
20008021	26S54
20008031	26R71
20008041	17-1062
20008061	Fly 12
20008182	26R91
20008231	
20008241	19-1062
20008251	17-4504[19]
20008261	17-5004[19]
20008303	17-5004[19]
20008402	
20008481/82	26S54
20008570	17-4523
20008711	26S53
20008712	26S14
20008731	17-4522
20008741	
20008745	17-4502
20008761	17-3497
20008771	26R92
20008801	Fly 16[20]
20008901	26R93[22]
20008991	17-4524
20008993	17-4524
20008995	17-4523
20008997	17-4523
20008998	17-4524
20009015	
20009016	26R88
20009017	
20009018	26R88
20009019	26R88[16]
20009041	17-3497
20009043	17-3497
20009071	

MFR'S. PART	REPLACEMENT
20009091	Fly 16[32]
20009117	
20009261	15-1082
20009262	15-1082
20009321	26S54
20009322	26S54
20009391	Fly 38[28]
20009701	24S61[2]
20009761	26A03
20009781	Fly 16[2,34]
20009791	24S64[2]
20009792	24S60
20009795	24S51
20009797/98	24S51
20009851/53	
20010071	
20010141	26R88
20010142	26R47
20010161	26S48[1]
20010185	26R92
20010331/-1	26S52
20010332	26S22
20010451/52	26S14
20010453/54	26S53[35]
20010521	
20010523	
20010524	20-1049
20010531/32	17-5004
20010551	
20010561	17-3495[44]
20010562	
20010571	22S61
20010572/73	24S83
20010601	26R77
20010611/12	Fly 245
20010613	Fly 245
20010791	26R88
20010871	Fly 16[42]
20010873	Fly 16[2,42]
20011182	26R47
20011281/82	
20011283/84	
20011285	
20012681	26R47
20012691/92	Fly 148
20013861	
20013881	24S49
20013891	17-4536
20013901	17-4535
20013911	17-4514
20013921	
20013931	26S08
20013941	26A03
20013951	Fly 201
20014011	
20014021	
21003971	17-1004
21004021	
21004023	
21004121	17-3402
21004135/36	17-1003
21004137/38	17-1004
21004141	19-1001
21004171	WC 11
21004241	Y 5
21004243	Y 3
21004251	
21004252	
21004254	
21004341	
21004350	WC 14
21004382	26C90[2]
21004421	19-1001
21004461/62	
21004463/64	
21004465/67	
21004571	19-1001
21004653	
21004654	
21004711	WC 11
21004721	26C41[2]
21004722	20C64
21004741	WC 10
21004751	WC 14
21004762/63	WC 11
21004771	WC 14
21004801/02	17-1004
21004831	20-1004
21004971	Y 5
21005001	

MFR'S. PART	REPLACEMENT
21005211	See Note 45
21005212	26C95
21005213	26C91
21005218	26C91
21005221	WC 17
21005322	
21005341/41	FC 4
21005343	FC 4
21005421	19-1001
21005431	26C77
21005432/33	26C77
21005451	
21005491	WC 17
21005501	Y 3
21005541	Y 5
21005601	19-1001
21005711	Y 6
21005711B	Y 6
21005821	WC 22
21006091	Y 6
21006191	Y 6
21006230	19-3001
21006280	19-1002
21006370	19-1004
21006520	19-1003
21006550	19-1005
21006621	19-3036
21006622	19-3100
21006623	19-3160
21006624	19-3160
21006627	19-4400
21006628	19-3180
21006629	19-3500
21006641	Y 6
21006781	17-1004
21006926	Y 6
21007281	19-1001
21007791	WC 17
21008871	Y 5
21008972	19-1002
21009101	20-1049
21009961	Y 4
21009962	Y 4
21010121	17-3400
21010131	20-1004
21010450	19-1000
21010951	26C93
21010952	26C93
21010953	26C93
21010954	26C93
21010955	26C93
21010956	26C93
21010958	26C93
21010961	20-1004
21010962	20-1004
21010964	20-1004
21010991	HS 5
21010992	HS 5
21011001	WC 23
21011011	WC 22
21011013	WC 22
21011021	17-3400
21011032	17-1003
21011061	Y 41
21011062	Y 41
21011081	19-3036
21011082	19-1006
21011180	17-1004
21011301	19-2864
21011383	20-1005
21011601	WC 18
21011742	Y 41
21011762	19-1001
21012011	19-1004
21012151	26C91
21012191	19-1994
21012192	19-1002
21012201	20-1047
21012211	17-3400
21012212	20-1004
21012251	Y 14[21]
21012421	17-4538
21012431	26C41
21012451	19-6022
21012452	19-6022
21012454	
21012851	20-1005
21013261	Y 18[30]
21013761/71	
21013773	

MFR'S. PART	REPLACEMENT
21013781/82	20-1004
21013783	20-1004
21013791/92	20-1004
21013793	20-1004
21013861	19-3160
21013864	19-3250
21013871	20-1020
21013881	Y 16[43]
21013912	17-3402[37]
21013913	17-3402
21014201	
21014251	19-3100
21014252 ?	19-4201
21014253	
21014254	19-3160
21014255	19-3250
21014257	19-3160
21014258	19-3125
21014259	19-3500
21014481	
21014851	20-1005
21014852	
21014871/72	26C44
21014874	26C93
21014876	26C78
21014877	26C78
21014891/92	20-1020
21014911	HS 5
21014914	HS 5
21014931	20-1049
21014932	17-4538
21014939	20-1049
21014942	20-1044
21014952	17-4538
21014954	20-1044
21014961/62	20-1049
21014971	17-4534
21014972	17-4534
21015531	Y 75
21015532-1	Y 75
21015561	19-4400
21015562	19-3300
21015563	19-3180
21016051	Y 78
21016171	HS 5
21016181/82	20-1049
21016691	Y 77
21017691	WC 19
21017692	WC 19
21018491	17-1026
21018501	20-1005
21018511	20-1045
21018521	17-4534
21018541	19-3160
21018551	19-3100
21018561	20-1004
21018571	19-3160
21018581	19-4201
21018591	26C79
21018601	HS 7
21018611	HS 8
21018621	19-1008
87000021	Y 5
87000031	Y 6
87000041	Y 6
87000051	Y 5
87000061	Y 3
87000191	
87000201	Y 5
89011132A-1	Y 75
89012702	Y 41
89013321	Y 41
89013333	Y 14
89013571	
89013572	Y 18[30]
89013574	Y 18[30]
89013801	Y 16
89014092	Y 16[43]
89014491	Y 77
89014641	Y 78
89015781	Y 72
902492-2	22S45
20-375	Fly 1
20-380	24S86
21-338	Y 3
9A2365	17-4534
9A2366	20-1004
9A2367	20-1005
9A2372	HS 8
9A24158	Y 72

CONTINUED NEXT PAGE

Service notes may be found at the end of the DUMONT section.

PARTS LIST (CONTINUED)

USE THIS PAGE if PART NUMBER is available.

MFR'S. PART	REPLACEMENT	MFR'S. PART	REPLACEMENT	MFR'S. PART	REPLACEMENT	MFR'S. PART	REPLACEMENT	MFR'S. PART	REPLACEMENT	MFR'S. PART	REPLACEMENT
9A2416	HS 7	20D-12404		21A-13089-101	17-1004	21A-13090-104	17-1004	21B-12413-2		51X191B	26S08
9A2434		20D-12856		21A-13089-102	17-1004	21A-13098-101	17-3401	21B-12413-3		53D-12540-101	26S49[2]
20C-12477	17-1043	20D-12926	24R02	21A-13089-103	17-1004	21A-13230-101	Wc 11	21C-12432		53D-12982	22S62
20C-12478	17-1011	20D-4901-2	26A01	21A-13090-101	19-1021	21A-13307	WC 14	21C-12586-101		53D-12982-101	22S62
20C-12572-1	HS 1	21A-13087-101	17-1004	21A-13090-102	19-1021	21B-12411	19-1001	51X95-7	26C44[2]	53X366-A	Fly 201
20C-12922-1	16-6758	21A-13087-102	19-1021	21A-13090-103	19-1021	21B-12413-1		51X185	24S49	54X19	26A03
20C-12922-2	16-6758	21A-13088-101	17-1004								

MODEL INDEX

MODEL	COLUMN NUMBER	MODEL	COLUMN NUMBER	MODEL	COLUMN NUMBER	MODEL	COLUMN NUMBER	MODEL	COLUMN NUMBER	MODEL	COLUMN NUMBER
B-148A/C	37	RA-113-B5/6/7/8	10	RA-380/381	25	600-B23/24	31	700-B61	32	800-B111	32
B-149A	37	RA-117-A1/3/5/6/7	10	RA-392/-393/A	26	600-B25/26	31	700-B62	32	800-B112	32
B-158A	37	RA-119A	11	RA-400/-A1/-A2/		600-B27	31	700-B63	32	800-B113	32
B-159A	37	RA-120	10	-A3/-A4	28	600-B28	31	700-B64	32	800-B114	32
B-173/C	37	RA-130A	7	RA-400-A5/-A6/		600-B29	31	700-B65	32	800-B115	32
B-174/C	37	RA-133/A	7	-A7/-A8	28	600-B30	31	700-B66	32	800-B116	32
B-175C	37	RA-147A	10	RA-400-A9/-A10/		600-B31	31	700-B67	32	800-B117	32
B-176	37	RA-160/-A1	12	-A11/-A12	28	600-B32	31	700-B68	32	800-B118	32
B-177	37	RA-162-B1/-B4	12	RA-400-A13/-A14/-A15	28	600-B33	31	700-B69	32	800-B119	32
B-178	37	RA-162-B5/-B6/-B7	12	RA-401/-A1/-A2/		600-B34	31	700-B80	32	800-B120	32
B-179	37	RA-162-B10/-B11/-B12	12	-A3/-A4	28	600-B35	31	700-B82	32	800-B121	32
B-189	37	RA-162-B13/-B14	12	RA-401-A5/-A6/		600-B36	31	700-B84	32	800-B122	32
C-79	34	RA-162-B21/-B22/-B23	12	-A7/-A8	28	600-B37/38	31	700-B86	32	800-B123	32
C-100/101	34	RA-162-B24/-B25	12	RA-401-A9/-A10/		600-B39	31	700-B88	32	800-B124	32
C-165	35	RA-162-B26	12	-A11/-A12	28	600-B40	31	700-B90	32	800-B125	32
C-166	35	RA-164/-A1	13	RA-401-A13/-A14/-A15	28	600-B41/42	31	700-B92	32	800-B126	32
C-184/A/185/A	39	RA-165/-B1/-B2/-B3	13	RA-402/-403	29	600-B43/44	31	700-B94	32	800-B127	32
C-186/A/187/188	39	RA-165-B4/-B5	13	RA-406/-407	27	600-B45	31	700-B96	32	800-B128	32
C-204/5/6/7/8	39	RA-165-B6/-B7	13	RA-500/-A1/-A2/		600-B46	31	700-B98/99	32	800-B129	32
C-209/10/11/12/13	39	RA-185-B21/-B22/-B23	13	-A3/-A4	28	600-B47	31	700-B102	32	800-B132/33/34	32
C-214/15/16/17/18/19	39	RA-165-B24/-B25/-B26	13	RA-500-A5/-A6/		600B-48	33	700-B104	32	800-B148	32
RA-103	1	RA-166/67/68/69/70/71	14	-A7/-A8	28	600B-49	33	700-B106	32	800-B149	32
RA-103D	2	RA-301/-A1	15	RA-500-A10/-A11	28	700-B50	32	704-B70	32	800-B150	32
RA-104A	3	RA-302	15	RA-500-A12/-A13	28	700-B51	32	704-B71	32	800-B156/57	32
RA-105/A	4	RA-306/07	16	RA-501/-A1/-A2/		700-B52	32	704-B72	32	804-B138	32
RA-105B	5	RA-312/13	17	-A3/-A4	28	700-B53	32	704-B73	32	804-B139	32
RA-106/A	4	RA-321/22	18	RA-501-A5/-A6/-A7/-A8	28	700-B54	32	704-B74	32	804-B140	32
RA-108A	6	RA-340/41/42/43	19	RA-501-A10/-A11	28	700-B55	32	704-B75	32	804-B141	32
RA-109A-FAS	7	RA-350/51	20	RA-501-A12/-A13	28	700-B56	32	704-B76	32	804-B142	32
RA-109-A1/2/3/5/6/7	7	RA-352	21	RA-502/-503	30	700-B57	32	704-B77	32	804-B143	32
RA-110A	8	RA-356/57	22	RA-600	31	700-B58	32	800-B108	32	900-B167/168/169	38
RA-111-A1/2/4/5	9	RA-370/371	23	RA-601A	31	700-B59	32	800-B109	32	900-B170/171/172	38
RA-112-A1/2/3/4/5/6	10	RA-372-373	24	600-B20/21	31	700-B60	32	800-B110	32	910-B180/81/82/83	36
RA-113-B1/2/3/4	10										

CHASSIS INDEX

CHASSIS	COLUMN NUMBER	CHASSIS	COLUMN NUMBER	CHASSIS	COLUMN NUMBER	CHASSIS	COLUMN NUMBER	CHASSIS	COLUMN NUMBER	CHASSIS	COLUMN NUMBER
DM-100	32	120568B	32	120602A/03A/04A/		120642/43	35	120692A	36	471242	32
120482B	32	120575	34	05A/06A	32	120644A	37	120699	39	471281	32
120482C	31	120590	32	120608/09	34	120677A	37	120722	39	471284	32
120509B	31	120591A	33	120612A/13A/14A/		120678B	37	120734A	39	471342/343	32
120523B	32	120592B	33	15A/17A	32	120679A	37	120735A	39	471345	33
120530-C	33	120593A	33	120622A	37	120685A	37	471183	31	471347	33
120531-D	33	120596	32	120623B	37	120688A	37	471184	31	471362	32
120543B	32	120600A/01A	31	120629A/31A/33A	38						
120563B	32										

Service notes may be found at the end of the DUMONT section.

PART NAME	1	2	3	4	5	6	7	8	9	10
Flyback	20-375 Fly-1	20004261 Fly-1	20004261 Fly-1	20003951 20004061 Fly-4	20004351	20004361	20004941/42	20004521/81	20004781	20005021[11] Fly-61
Yoke	21-388 Y-3	21004242 Y-3	21004241 Y-5	21004241 Y-5	21004241 Y-5	21004971 Y-5	21005541[7] Y-5	21004971 87000201 Y-5	21005501 87000061 Y-3	21006091[12] Y-6
Vertical Output	20-380 24S86	20003944 24S86	20003944 24S86	20003941 24S86	20003942 24S86	20003942 24S86	20004732[8] 26S53[2]	20003944 24S86	20004731 26S53[2]	20005031 26S53[2]
Vert. Blocking Oscillator	20D-4901-2 26A01	20004142 26A01	20004142 26A01	20003931 26A01	20003931 26A01	20003931 26A01	20004722/23 26A04	20004142 26A01	20004721 26A04	20004726 26A04
Width Coil	21A-13230-101 WC-11	21004741 WC-10	21004741 WC-10	21004171[4] WC-11	21004711 21004762 WC-11	21004711 21004763 WC-11	21004341	21005001	21005322	21005821 WC-22
Linearity	21A-13307 WC-14	21004771 WC-14	21004771 WC-14	21004350 WC-14	21004350 WC-14	21004751 WC-14	21005491 WC-16	21004771 WC-14	21005221 WC-17	21005491 WC-16
Power	20D-12404 20D-12856	20004283/81	20004283/81	20003891	20004251	20004251	20004961 20004962	20004283 20004281	20004771 26R95	20004771 26R95
Filament	NOT USED	NOT USED	NOT USED	20004071 21F10[2]	20004331 26F60[2]	20004341	20004811	NOT USED	NOT USED	2005012/13/14 26F60
Focus Coil	21C-12586-101	21004252	21004252	21004251	21004251	21004251	21005451	21004254	21005341 FC-4	21005342/43 FC-4
Audio Output	53D-12982[1] 22S62	18002791 22S58	18002761 26S49	18002761[5] 26S49	18002771 22S51	18002792 22S58	18002791[9] 22S58	18002793 22S53	18003001 18003041 26S49	18002791[13] 22S58
Choke	21C-12432	21004382 26C90[2]	21004382 26C90[2]	21004021	21004023	21004721[6] 26C41[2]	21005212 26C44[2]	21004382 26C90[2]	21005211[10] 26C91	21005213[14] 26C91
Horizontal Oscillator	20C-12572-1 HS-1	20004081 HS-1	20004081 HS-1	20003921 HS-1[2]	20003921 HS-1[2]	20003921 HS-1[2]	20003923 HS-1[2]	20004081 HS-1	20004611 HS-3	20005851/2 20005571 HS-3
Horizontal Ringing Coil	NOT USED	NOT USED	NOT USED	NOT USED	NOT USED	NOT USED	NOT USED	NOT USED	NOT USED	NOT USED
Antenna Input (Balun)	NOT USED	21004571 19-1001	21004571 19-1001	21004571 19-1001			20004592	21004571 19-1001	20004592	20004592
Video IF	21A-13089-101 17-1004	21004137 17-1004	21004137 17-1004	21004137 17-1004	21004137 17-1004	21004137 17-1004	20004701	21004137 17-1004	20004701	21006781 17-1004
Video IF	21A-13089-102 17-1004	21004136 17-1003	21004136 17-1003	21004136 17-1003	21004136 17-1003	21004136 17-1003	20004711	21004136 17-1003	20004711	21005211 17-1001
Video IF	21A-13089-103 17-1004	NOT USED	NOT USED	21004138 17-1004	21004138 17-1004	21004138 17-1004	20004741	NOT USED	20004741	21004711 WC-11
Video IF	See note 3	NOT USED	NOT USED	21004135 17-1003	21004135 17-1003	21004135 17-1003	20004751 20004761	NOT USED	20004751 20004761	20004751 20005241
Ratio Det. or Quadrature	20C-12477 17-1043	20003901 17-1043	20003901 17-1043	20003901 17-1043	20003901 17-1043	20003901 17-1043	20004441 17-3457	20003901 17-1043	20004441 17-3457	20005271
Trap	21A-13087-101 17-1004	21004121 17-3402	21004121 17-3402	21003971 17-1004	21003971 17-1004	21003971 17-1004	21004831 20-1004	21004121 17-3402	21004831 20-1004	21004831 20-1004
Trap	21A-13098-101 17-3401	21004801/2 17-1004	21004801/2 17-1004	21004121 17-3402	21004121 17-3402	21004121 17-3402	21004801 17-1004	21004801/2 17-1004	21004802 17-1004	21004802 17-1004
1st Sound IF	20C-12478 17-1011	20004101	20004101	20003911	20003911	20003911	20004511 17-3456	20004101	20004511 17-3456	20004511 17-3456
2nd Sound IF	20C-12478 17-1011	20004101	20004101	20003911	20003911	20003911	20004511 17-3456	20004101	20004511 17-3456	20005581 17-1011
AM IF and FM IF	20C-12922-1 16-6758	NOT USED	NOT USED			NOT USED	20004044 16-6758	NOT USED	NOT USED	NOT USED
AM IF and FM IF	20C-12922-2 16-6758	NOT USED	NOT USED			NOT USED	20004044 16-6758	NOT USED	NOT USED	NOT USED
Peaking	21B-12413-3	21004467	21004467	21004465	21004465	21004465	21004465	21004467	21004467	21004465
Peaking	21B-12413-2	21004461	21004461	21004462	21004462	21004462	21004463	21004461	21004463	21004463
Peaking	21B-12413-1	21004464	21004464	21004464	21004464	21004464	21004653	21004464	NOT USED	21004461
Peaking	NOT USED	NOT USED	NOT USED	21004463	21004463	21004463	21004654	NOT USED	NOT USED	21006621 19-3036
RF Choke	21B-12411 19-1001	21004421 19-1001	21004421 19-1001	21004141 19-1001	21004571 19-1001	21004571 19-1001	21005601 19-1001	21004421 19-1001	21005421 19-1001	21005421 19-1001
Filament Choke	NOT USED	21004571 19-1001	21004571 19-1001	NOT USED	NOT USED	NOT USED	NOT USED	21004571 19-1001	NOT USED	NOT USED

Service notes may be found at the end of the DUMONT section.

DUMONT

PART NAME	11	12	13	14	15	16	17	18	19	20
Flyback	20005611/12	20006731 Fly-115	20008061 Fly-12	20008061 Fly-12	20008801 Fly-16[20]	20008402	20009391 Fly-38[28]	20009091 Fly-16[32]	20009781 Fly-16[2, 34]	20009391 Fly-38[28]
Yoke	87000191	210009961/2 Y-4	21011061 Y-41	21011062 Y-41	21012251 Y-14[21]	21011742 Y 41	8901357[29]2 Y-18[30]	89013333 Y-14	89013801 2101388 Y-16	89013572 Y-18[30]
Vertical Output	20005662 26S53[2]	20005037 20005497 24S86[2]	20008021 26S54	20008481 20008021 26S54	20008711 26S53	20008482 26S54	20009321 26S54	20008711 26S53	20008712 26S53[2, 35]	20009322 26S54
Vert. Blocking Oscillator	20004723 26A04	20004728 26A04	NOT USED	NOT USED	NOT USED	NOT USED	NOT USED	NOT USED	20009761 26A03	NOT USED
Width Coil	NOT USED	21005821 WC-22	21011011 WC-22	21011011 WC-22	21011601 WC-18	21011011 WC-22	21011601 WC-18	21011601 WC-18	21011013 WC-22	21011601 WC-18
Linearity	21005491 WC 17	21007791 WC-17	21011001 WC-23	21011001 WC-23	21011001 WC-23	21011001 WC-23	NOT USED	NOT USED	NOT USED	NOT USED
Power	20004961 20005621	20006883/84 26R93	20008031 26R71	20008182 26R91	20008901 26R93[22]	20008771 26R92	20009016[31] 26R88	20009071	2009019 26R88[16]	20009018 26R88
Filament	20005840	20005014 26F60	20005015 20005011 26F60	NOT USED	NOT USED	NOT USED	NOT USED	NOT USED	NOT USED	NOT USED
Focus Coil	21005343 FC-4	NOT USED	NOT USED	NOT USED	NOT USED	NOT USED	NOT USED	NOT USED	NOT USED	NOT USED
Audio Output	18002791 24S96	18003361/21[15] 22S58	18003481 18003471 26S49	1800350[17] 26S49	18003322 22S58	902492-2 22S45	20009701 24S61[2]	18003611 24S51	20009791	20009792 24S60
Choke	21005212 26C95	21005218 26C91	21010951 26C93	21010952 26C93	21012151 26C91	21010951 26C93	21010953 26C93	21010951[33] 26C93	21010954 26C93	21010955 26C93
Horizontal Oscillator	20003923 HS-1	20007611 HS-3	SEE RINGING COIL	SEE RINGING COIL	SEE RINGING COIL	SEE RINGING COIL	SEE RINGING COIL	SEE RINGING COIL	SEE RINGING COIL	SEE RINGING COIL
Horizontal Ringing Coil	NOT USED	NOT USED	21010991 HS-5	21010991 HS-5	21010991 HS-5	21010991 HS-5	21010991 HS-5	21010991 HS-5	21010992 HS-5	21010991 HS-5
Antenna Input (Balun)	20004592	NOT USED	NOT USED	NOT USED	NOT USED		20009261 15-1082		15-1082	15-1082
Video IF	20005211 17-1001	20006901	21011180 17-1004	20008231	20008741	20008741	20008745 17-4502	20008745 17-4502	20010071	20009851
Video IF	20005801	20006851	20008041 17-1062	20008241 17-1062	20008570 17-4523	20008731 17-4522	20008991 17-4524	20008991 17-4524	20008991 17-4524	20008991 17-4524
Video IF	20005781 17-1004	20006861	20008041 17-1062	20008251 17-4504[19]	20008731 17-4522	20008731 17-4522	20008991 17-4524	20008991 17-4524	20008991 17-4524	20008991 17-4524
Video IF	20005791	20006871	20008041 17-1062	20008261 20008303 17-5004[19]	20008731 17-4522	20008731 17-4522	20008991 17-4524	20008991 17-4524	20008993 17-4524	20008991 17-4524
Ratio Det. or Quadrature	20004441 17-3457	20006141 17-1047	20006141 17-3497	20006141 17-3497	20008761 17-3497	20008761 17-3497	20009041 17-3497	20009041 17-3497	20009043 17-3497	20009043 17-3497
Trap	21004801 17-1004	21009101 20-1049	21011032 17-1003	21010961 20-1004	2101201[24]1 19-1004	21012011 19-1004	21010964 20-1004	21010964 20-1004	21013761 17-4538	21013781 20-1004
Trap	21004831 20-1004	21010131 20-1004	21010131 20-1004	NOT USED	2101220[24]1 20-1047	2101220[24]1 20-1047	21012421 17-4538	21012421 17-4538	21013782 20-1004	21013771 17-4538
1st Sound IF	20004511 17-3456	21010121 17-3400	21010121 17-3400	21011021 17-3400	21012211 17-3400	21012211 17-3400	21012212 20-1004	21012212 20-1004	21013792 20-1004	21013791 20-1004
2nd Sound IF	20004511 17-3456	NOT USED	NOT USED	21011021 17-3400	NOT USED	NOT USED	NOT USED	NOT USED	21013912 17-3402[37]	NOT USED
AM IF and FM IF	NOT USED	NOT USED	NOT USED	NOT USED	NOT USED	NOT USED	NOT USED	NOT USED	NOT USED	NOT USED
AM IF and FM IF	NOT USED	NOT USED	NOT USED	NOT USED	NOT USED	NOT USED	NOT USED	NOT USED	NOT USED	NOT USED
Peaking	21006621 19-3036	21006627 19-4400	21006627 19-4400	21011301 19-2864	21011301 19-2864	21011301 19-2864	21006622 19-3100	21006622 19-3100	21006622 19-3100	21006622 19-3100
Peaking	21006624 19-3160	21006623 19-3160	21006621 19-3036	21011082 19-1006	21011082 19-1006	21011082 19-1006	21006628 19-4201	21006628 19-4201	21006628 19-4201	21006628 19-4201
Peaking	21006623 19-3160	21006623 19-3160	21006627 19-4400	21006627 19-4400	21006628 19-4201	21006628 19-4201	21006628 19-4201	21012451 19-6022	21012451 19-6022	21012451 19-6022
Peaking	21006622 19-3100	21006622 19-3100	21011081 19-3036	21006624 19-3160	See note 23	See note 23	21006629 19-3500	21006629 19-3500	See note 36	21013861 19-3160
RF Choke	21005601 19-1001	21007281 19-1001	21006520 19-1004	21006230 19-3001	See note 25	See note 27	21006550[27] 19-1005	See note 25	See note 25	21006550[27] 19-1005
Filament Choke	21006621 19-3036	21008972 19-1002		21008972 19-1002	21008972 19-1002	21008972 19-1002	21011762 19-1001	21011762 19-1001	21011762 19-1001	21011762 19-1001

Service notes may be found at the end of the DUMONT section.

PART NAME	21	22	23	24	25	26	27	28	29	30
Flyback	20009391 Fly-38[28]	20009391 Fly-38[28]	20010611 Fly-245	20009781 Fly-16[2,34]	20010871 Fly-16[42]	20010873 Fly-16[2,42]	20013951 53X366-A Fly-201	20010612 20010613 Fly-245	20012691 Fly-148	20012692 Fly-148
Yoke	21013261 Y-18[30]	21013261 89013574 Y-18[30]	21013881 89014092 Y-43	21013881 89014092 Y-43	21015531 Y-75	21015532-1 89011132A-1 Y-75	89015781 9A2415B Y-72	21016691 Y-77	89014641 21016051 Y-78	2101651 Y-78
Vertical Output	20009322 26S54	20009322 26S54	20010451 26S14	20008712 26S14	20010331/-1 26S52	20010332 26S22	20013931 51X191B 26S08	20010452 26S14	20010453 26S53[35]	20010454 26S53[35]
Vert. Blocking Oscillator	NOT USED	NOT USED	20009761 26A03	20009761 26A03	NOT USED	NOT USED	20013941 54X19 26A03	NOT USED	NOT USED	NOT USED
Width Coil	21011601 WC-18	NOT USED	21011013 WC-22	21011013 WC-22	NOT USED	NOT USED	NOT USED	NOT USED	21017691 WC-19	21017692 WC-19
Linearity	NOT USED	NOT USED	NOT USED	NOT USED	NOT USED	NOT USED	NOT USED	NOT USED	NOT USED	NOT USED
Power	20010141 26R88	20010142 26R47	20010185 26R92	20010791 26R88	20010601 26R77	NOT USED	NOT USED	20011281/2/3/4 20011182	20012681 26R47	NOT USED
Filament	NOT USED	NOT USED	NOT USED	NOT USED	NOT USED	NOT USED	NOT USED	NOT USED	NOT USED	NOT USED
Focus Coil	NOT USED	NOT USED	NOT USED	NOT USED	NOT USED	NOT USED	NOT USED	NOT USED	NOT USED	NOT USED
Audio Output	20010161 26S48[2]	20009792 24S60	20009795[39] 24S51	20009791 24S64[2]	20010571 22S61	20010572 24S83	20013881 51X185 24S49	20009797/98 24S51	20010571 22S61	20010573 24S83
Choke	21010955 26C93	21010956 26C93	21010958 26C93	21010954 26C93	21014871 26C44	21014872 26C44	21018591 51X95-7 26C79	21014874 26C93	21014876 26C78	21014877 26C78
Horizontal Oscillator	SEE RINGING COIL	SEE RINGING COIL	SEE RINGING COIL	SEE RINGING COIL	SEE RINGING COIL	SEE RINGING COIL	21018601 9A2416 HS-7	SEE RINGING COIL	SEE RINGING COIL	SEE RINGING COIL
Horizontal Ringing Coil	21010992 HS-5	21010992 HS-5	21010992 HS-5	21010992 HS-5	21014911 HS-5	21014911 HS-5	21018611 9A2372 HS-8	21016171 HS-5	21014914 HS-7	21014914 HS-7
Antenna Input (Balun)	15-1082	15-1082	20009262 15-1082	20009262 15-1082	20009262 15-1082		20013921			
Video IF	20009851	20009853	21014971 17-4534	21014971 17-4534	20010521	20010521	21018521 9A2365 17-4534	21014972 17-4534	20010523	20010524 20-1049
Video IF	20008991 17-4524	20008995 17-4522	20008995 17-4522	20008995 17-4522	20010531 17-5001	20010531 17-5001	20013891 17-4536	20008995 17-4522	20010531 17-5004	20010531 17-5004
Video IF	20008991 17-4524	20008995 17-4522	20008995 17-4522	20008995 17-4522	20010532 17-5001	20010532 17-5001	20013901 17-4535	20008995 17-4523	20010532 17-5004	20010532 17-5004
Video IF	20008991 17-4524	20008995 17-4522	20008997 17-4523	20008997 17-4523	20010551	20010551	20013911 17-4514	20008998 17-4524	20010551	20010551
Ratio Det. or Quadrature	20009043 17-3497	20009043 17-3497	20009043 17-3497	20009043 17-3497	21014851 20-1005	21014851 20-1005	21018501 9A2367 20-1005	20009043 17-3497	21012851 20-1005	21014852
Trap	21013781 20-1004	21013871 20-1020	21014961/39 20-1049	21013782 20-1004	21014891/92 20-1020	21014481	21018511 20-1045	21016181[47] 20-1049	21014891 20-1020	NOT USED
Trap	21014201 17-4538	21013773	21013781 20-1004	21014962/31 20-1004	NOT USED	NOT USED	21018561 9A2366 20-1004	21013783[47] 20-1004	NOT USED	NOT USED
1st Sound IF	21013781 20-1004	21013871 20-1020	21013791 20-1004	21013792 20-1004	21014891/92 20-1020	21014891 20-1020	21018491 17-1026	21013793 20-1004	21014891 20-1020	21014891 20-1020
2nd Sound IF	NOT USED	NOT USED	NOT USED	21013913 17-3402	20010561 17-3495[44]	20010561 17-3495	NOT USED	NOT USED	20010562	20010562
AM IF and FM IF	NOT USED	NOT USED	NOT USED	NOT USED	NOT USED	NOT USED	NOT USED	20014021	NOT USED	NOT USED
AM IF and FM IF	NOT USED	NOT USED	NOT USED	NOT USED	NOT USED	NOT USED	NOT USED	20014011	NOT USED	NOT USED
Peaking	21006622 19-3100	21014254 19-3160	21014252 19-4201	21014252 19-4201	21014259 19-3500	21014259 19-3500	21018541 19-3160	21014252 19-4201	21014259 19-3500	21015561 19-4400
Peaking	21006628 19-4201	21014251 19-3100	21014251 19-3100	21014251 19-3100	21014258 19-3125	21014258 19-3125	21018551 19-3100	21014251 19-3100	21014258 19-3125	21015563 19-3180
Peaking	21012451 19-6022	21012451 19-6022	NOT USED	21012451 19-6022	NOT USED	NOT USED	21018571 19-3160	21014251 19-3100	NOT USED	21014258
Peaking	21013861 19-3160	21014251 19-3100	NOT USED	see note 41	NOT USED	NOT USED	21018581 19-4201	NOT USED	NOT USED	NOT USED
RF Choke	21006550[27] 19-1005	21006550[27] 19-1005	21012451[40] 19-6022	21012192[40] 19-1002	21012452 19-6022	21012452 19-6022	21018621 19-1008	19-1001	21012454	21012454
Filament Choke	21011762 19-1001	21011762 19-1001	21011762 19-1001	21011762 19-1001				21006370 19-1004		

Service notes may be found at the end of the DUMONT section.

PART NAME	31	32	33	34	35	36	37	38	39	
Flyback	738168 800204 Fly 245	738175 738184	738163 Fly 229[51]	R109221	R112820 Fly 273	738187	738186[54] 738188 Fly 258	738187	738195 R113382	
Yoke	89014491 Y 77	708382 Y 79	708379/A Y 53[52]	R109221 R109845 Y 107	R109457 Y 107	708407 Y 79	708402 708403 Y 53	708407 Y 79	708448 R109457 Y 107	
Vertical Output	20010452 26S14	738176 26S72	738171 26S72	R109263 R109850 26S86	R112821	738194 26S72	738189 26S72	738176 26S72	738196 R113390 26S86	
Vert. Blocking Oscillator	NOT USED	NOT USED	NOT USED	NOT USED	NOT USED	NOT USED	NOT USED	NOT USED	NOT USED	
Width Coil	NOT USED	NOT USED	NOT USED	NOT USED	NOT USED	NOT USED	708416 708394 WC 18	NOT USED	NOT USED	
Linearity	NOT USED	NOT USED	NOT USED	R105196 WC 35	R112875	NOT USED	NOT USED	NOT USED	708444 R112875	
Power	20011285 730080/90	730102[49] 26R128	730094 26R47	R109286	R112845 26R150	730109 26R120	730114 730111 26R116	730109[55] 26R120	R113383 26R150	
Filament	NOT USED	NOT USED	NOT USED	NOT USED	NOT USED	NOT USED	NOT USED	NOT USED	NOT USED	
Focus Coil	NOT USED	NOT USED	NOT USED	NOT USED	NOT USED	NOT USED	NOT USED	NOT USED	NOT USED	
Audio Output	734185/6[48] 24S51	734186[50] 24S51	734195 24S53	R100037 26S48	R112822 26S48	734222 22S86	734221 734215 24S53	734186 734214 24S51	R112822 26S48	
Choke	21014874 26C93	737046 26C93	737044 26C77	R105195 R102134 26C81	R112829 26C81	737046 26C93	737047 26C77	737046 26C93	R112829 26C81	
Horizontal Oscillator	21016171 HS 5	21016171 HS 5	716136A HS 11	R109251	R112866	708417	716136A HS 11	21016171 HS 5	708434	
Horizontal Ringing Coil	NOT USED	NOT USED	NOT USED	R109237 HS 8	NOT USED	NOT USED	NOT USED	NOT USED	NOT USED	
Antenna Input (Balun)										
Video IF	21014972 17-4534	21014972 713047 17-4534	720316	R109252 17-3418	R109252 17-3418	713047 17-4534	720419	713047 17-4534	R109252 17-3418	
Video IF	20008995 17-4523	20008995 17-4523	720419	R109253 17-3419	R109253 17-3419	720462 20-1049	720318 17-3418	720421 17-4523	R113547	
Video IF	20013861	20008995 17-4523	720318 17-3418	R109254 17-3418	R112879	720462 20-1049	720318 17-3418	720421 17-4523	R112879	
Video IF		20013861 720423	720364/A 17-3489	R105294 17-3417	R112871	720461	720318 17-3418	720423	720477 R112871	
Ratio Det. or Quadrature	20009043 17-3497	20009043 17-3497	720336 720404 20-1054	R106383 20-1050	R106383 20-1050	720434 17-1031	720404 20-1054	720434 17-1031	R106383 20-1050	
Trap	21014942 713046 20-1044	21014942 713046 20-1044	720317	R105295	R109255	21014932 17-4538	720315	713046 21014942 20-1044	R109255	
Trap	21014932 17-4538	21014932 17-4538	720315	NOT USED	R105295	713046 21014942 20-1044	720317	21014932 17-4538	R105295	
1st Sound IF	21013793 20-1004	21013793 20-1004	720337	R109261 20-1052	R109261 20-1052	713050 21011383 20-1005	720447 720438	21013793 20-1004	R109261 20-1052	
2nd Sound IF	21013783 20-1004	21013783 20-1004		R109262	R112870	720433 17-3495	720337	720433 17-3495	R112870	
AM IF and FM IF	NOT USED	720075 16-6758		CHROMA COILS SEE NOTE 46	CHROMA COILS SEE NOTE 53	NOT USED	NOT USED	720365	CHROMA COILS SEE NOTE 53	
AM IF and FM IF	NOT USED	720075 16-6758				NOT USED	NOT USED	720075 16-6758		
Peaking	21014252 19-4201	21014252 19-4201	708351 19-4400	R109826 R109840 19-3060	R77842 19-4073	21014252 19-4201	708406 19-3093	21014252 19-4201	R113404	
Peaking	21014251 19-3100	21014251 19-3100	708370 19-4201	R100131 19-3125	R109840 19-3060	21014251 19-3100	708405 19-3275	21014251 19-3100	R101819 19-3036	
Peaking	21006550 19-1005	21006550 19-1005		R109838	R100131 19-3125	21014251 19-3100	708404		R103037 19-3375	
Peaking	21006520 19-1003	21006520 19-1003		R109834	R109257 19-3600	21006520 19-1003	708401 19-3180		R113388 19-3600	
RF Choke			19-1005			21006550 19-1005	705021 19-1005	21006370 19-1004		
Filament Choke										

Service notes may be found at the end of the DUMONT section.

1 53D-12540-101 used in some models replaced by 26S492.
2 Mounting difference.
3 21A-13090-101/-102/-103 replaced by 19-1021, 21A-13088-101, 21A13090-104 replaced by 17-1004.
4 21004341 used in model RA-106 - no replacement.
5 18002771 replaced by 24S61, 18002801 replaced by 26S592.
6 21004023 also used - no replacement.
7 87000021, 21008871 replaced by Y 5, 87000031, 21006191, 21005711, 21006641 used in late production of model RA-109A replaced by Y 6.
8 20005032, 20005492 replaced by 26S532.
9 18003141 replaced by 26S492.
10 21005431 also used replaced by 26C77.
11 20005262 used in model RA-117A series and RA-147A - no replacement.
12 21006191, 21006641, 21006926, 21005711B, 21005711, 87000041, 87000031 all replaced by Y 6.
13 18003212, 18003131 used in a few models replaced by 26S492.
14 21005433/32 also used replaced by 26C77.
15 18003331 used in model RA-160 replaced by 26S492.
16 Parallel 6.3 volt windings and use high secondary tap.
17 18003511, 18003521 replaced by 26S462.
19 Add 100MMFD externally.
20 Connect same as original except connect original #5 (yoke lead only) to new #7.
Connect 120MMFD across terminals #3 & #5, connect terminals #3 & #4 of new WC 20 to Fly 16 terminals #1 & #3 and use #1 & #2 of WC 20 for AGC winding.
21 Change wiring to conform with original.
22 Use the two 6.3 volt high current in lieu of the 12.6 volt CT.
23 21006622 replaced by 19-3100, 21006628 replaced by 19-3180, 21006629 replaced by 19-3500.
24 21010962 (4.5 MC Trap) replaced by 20-1004.
25 21012191 replaced by 19-1994, 21006280 replaced by 19-1002, 21006550 replaced by 19-1005, 21006280 replaced by 19-1002.
26 Connect same as original but 15 K resistor on terminal #6 should be removed from circuit.
27 21006230 replaced by 19-3001, 21006520 replaced by 19-1002, 21006280 replaced by 19-1002.
28 Original terminals 9 - 2 - 1 - 7 - 5
new terminals 3 - 2 & 10 - 4 - AGC - AGC
29 89013571 used in a few models - no replacement.
30 May require use of original network.
31 20009015 used in 17 inch - no replacement.
32 Connect same as original except original #T to new #3, and #3 to new #1, original #6 to #1 of WC 20, original #2 to #2 of WC 20, connect #3 and #4 of WC 20 across #3 and #1 of Fly 16.
33 21012431 (low B+) replaced by 26C41.
34 Original terminals 9 - 2 - T - 3 Connect 1 & 2 of WC 20 to original #4 & #7.
new terminals 9 - 7 - 3 - 1 Connect 3 & 4 of WC 20 across Fly 16 #1 & #3.
35 Connect as autoformer.
36 21006627 replaced by 19-4400, 21013864 replaced by 19-3250.
37 Use original can - ignore center tap.
38 Use 5:1 turns ratio.
39 2009792 (alternate) - replaced by 24S60.
40 21006550 replaced by 19-1005, 21006520 replaced by 19-1003.
41 21015561 replaced by 19-4400, 21014257 replaced by 19-3160, 21015662 replaced by 19-3300, 21014255 replaced by 19-3250.
42 Original terminals 4 - 3 - 2 - 1
new terminals 9 - 7 - 5 - 3
43 Use original plug.
44 Retain 33 K resistor and .001 MFD capacitor in plate circuit.
45 Manufacture duplicated part number - for Video IF use 17-1001 - for Choke use 26C91.
46 Chroma Coils:
R105213 - 17-6018
R105214 - 17-6019
R107290 - no replacement
R105216 - 17-6011
47 The following traps are used in a few models - 21014952 replaced by 17-4538, 21014932 replaced by 17-4538, 21014942 replaced by 20-1044, 21014954 replaced by 20-1044, 21016182 replaced by 20-1049.
48 734184 used in Amplifier 120509B replaced by 24S16.
49 730102 used in chassis 120606A/612A/614A/617A, 730088, 730089, 730090, 730099 and 730107 - no replacement.
50 734184 used in Amplifier chassis 120543B/563B/568B/590 replaced by 24S42.
51 Connect original #8 to new #8
#5 " " #7
#4 " " #5
#7 " " #3
#1 " " #1
52 Use original 68 MMFD capacitor and connect as in original circuit.
53 Chroma Coils : R112872, R112869, R112873, R112874, R112877 - no replacement.
54 738190, 738191 used in chassis 120677A/678B/679A/684A/689A - no replacement.
55 730113 replaced by 26R47.

PARTS LIST

USE THIS PAGE if PART NUMBER is available.

EMERSON

MFR'S. PART	REPLACEMENT
180076	26C43
208027	FC 1
270081	17-3495
470421	
701515	19-1001
702104-1	17-1063
704020	19-3001
705002	19-1003
705009	19-1003
705014	19-6022
705016	19-1003
705020	19-3001
705021	19-1005
705023	19-1001
705024	19-1004
705025	17-1007
705031	19-1000
705120	17-3400[2]
708002	17-1013
708003	WC 14
708004	WC 14
708008	17-1013[2]
708014	19-6022
708017	17-3496
708018	17-3496
708019	WC 15
708021	WC 16
708023	FC 3
708025	
708027	FC 1
708030	Y 3
708031	17-3496
708031B	17-3496
708032	20-1004
708032-1	17-3495
708033	
708034	
708036	Y 3
708037	WC 14
708039	Fly 5[24]
708041	FC 1
708043	Y 13
708045-1	
708046	
708047	
708048	
708051	WC 11
708052	WC 14
708053	WC 27
708054	WC 17
708055	WC 14
708056	WC 18
708058	WC 22
708062	17-3494
708063	
708064	Y 13[21]
708066	WC 22
708068	WC 22
708071	17-3496
708073	Y 13
708082	WC 11
708082-1	WC 11
708090	19-3075
708091	19-1920
708092	19-1921
708093	19-3036
708094	19-3125
708095	19-3180
708096	19-3075
708097	17-3400
708099	19-1923
708100	19-4251
708108	19-4060
708109	19-3250
708111	19-4840
708112	19-1921
708114	19-1923
708115	19-3660
708116	19-5100
708117	Y 13
708122	Y 6
708130	Y 3
708130-L	Y 3
708130-R	Y 3
708131	Y 13
708135	Y 13
708137	Y 10[24]
708141	FC 1
708143	
708146	
708147	
708150	Y 13
708151	17-3496
708156	WC 22
708158	HS 8
708162	Y 10[24]
708163	Y 10[24]
708164	20-1004
708165	Y 10[24]
708174	Y 16[24]
708175	17-3496
708176	Y 18[24]

MFR'S. PART	REPLACEMENT
708180	HS 8
708181	17-4522[32]
708209	19-1003
708210	17-3496
708211	Y 18[24]
708212	Y 18[24]
708213	20-1049
708214	Y 10[24,38]
708226	WC 23
708228	WC 18
708232	Y 61[49]
708241	17-6013
708243	19-3500
708247	19-4950
708248	19-3036
708249	WC 23
708251	
708255	HS 5
708256	
708258	
708262	
708264	
708265	17-6013
708267	
708269	Y 61[49]
708270	Y 10[24,38]
708271	19-1003
708772/A	19-3300
708273	19-4400
708274	19-3660
708275	HS 21
708276	20-1053
708279/A	19-3500
708280	
708288	Y 49
708291	
708312	19-1005
708313	Y 61
708321	Y 10[24,38]
708322	Y 61
708330	Y 62
708332	Y 61
708334	Y 53[24]
708336	19-4950
708342	WC 14
708344/48	Y 62
708346A	19-3100
708351	19-4400
708353	Y 60
708357	19-3660
708358	19-3660
708367	Y 62[24]
708370	19-4201
708371/A	
708373	Y 60
708379/A/B	Y 53[49]
708381	Y 60
708392	Y 53
708393	
708394	WC 18
708399	
708401	19-3180
708402	Y 62[57]
708403	Y 62[57]
708404	
708405	19-3275
708406	19-3093
708413	
708415	Y 105
708416	WC 18
708434	
708444	
708448	Y 107
716117	
716037	HS 3[23]
716052	HS 7
716052-A	HS 7
716073	HS 7
716074	HS 5
716083	HS 7
716084	HS 8
716102	HS 20
716103	
716121/A	HS 11
716136A	HS 11
716148	
716149	
716177	HS 7
720013	17-1043
720017	17-1012
720024	16-3487
720025	16-3487
720026	16-6770
720027	17-1011
720031	16-6758
720032	16-6758
720033	16-6758
720042	17-1006
720043	17-1006
720044	17-1005
720056	

MFR'S. PART	REPLACEMENT
720057	
720067	16-3487
720073	17-1003
720075	16-6758
720076	16-6770
720078	
720079	
720081	17-3495
720081-A	17-3495
720084	16-6758
720085	16-6770
720088	
720089	17-1064
720089-1	
720091	17-1005
720092	17-3495
720093	17-1004
720096	17-1063
720097	17-3400
720098	17-1064
720103	17-1026
720105	17-1006
720106	
720109	17-1003
720125	16-6770
720126	16-3487
720127	
720128	
720129	
720131	17-1063
720133	
720135	17-3495
720139	
720141	17-3495
720142	17-5001[34]
720146	17-3495
720147	17-5001[34]
720148	17-4523
720149	20-1049
720151	19-1020
720154	20-1049
720155	17-5004
720156	17-5001[34]
720157	17-3495
720166	20-1049
720175	17-4523
720178	17-3495
720181	17-4522[37]
720182	17-3495
720185	17-3495
720187	16-6758
720198	17-4522
720199	17-4522[37]
720201	17-5004
720204	17-4522[37]
720213	17-4522[37]
720215	
720216	17-4523
720218	
720219	
720221	
720222	
720224	
720225	
720226	17-4522[37]
720229	19-6012
720231	17-4523
720233	
720238	17-4523
720241	17-4522[37]
720243	
720244	
720246	17-3495
720247	17-4523
720251	
720252	
720253	
720259-2/-3	16-6780
720259-4	16-6780
720262	
720269	
720272	
720289	17-4504[46]
720292	
720294	16-6780
720295	16-6780
720297/A	17-1072
720298	
720299	
720304	
720305	
720306	
720315	
720316	
720317	
720318	17-3418
720319	
720336	20-1054
720337	
720341	
720364/A	

MFR'S. PART	REPLACEMENT
720404	20-1054
730002	22R05[2]
730005	26R00[2,4]
730007	
730014	
730014-1	
730015/16	
730018	24R94[12]
730022	26R21
730023	26R95
730024	26F65
730026	26R95
730027	
730028	
730029	26R95
730030	
730031	26R95
730032	26R88
730037	26R88[27]
730039	26R88[27]
730041	26R79
730043	26R88[27]
730044	26R88[27]
730046	26R79
730051	21F09
730052	26R88[2,27]
730054	21F09
730056/63	
730058	
730060	26R47[51]
730061	26R47[51]
730062	
730064/65	26R47
730069	
730074	26R47
730078	26R116
730079	26R47
730085	
730094	26R47
730111	26R116
730112	
730113	26R113
730114	26R116
734004	22S56
734018	26S49
734023	
734028	24S60
734044	24S50
734051	26S49
734052	24S50
734058	24S50
734058-1	24S50
734063	24S50A[2]
734064	24S50A
734074	26S49[2]
734082	24S50[2]
734084	26S48
734088	24S48
734099	24S51[2]
734103	24S48
734104	24S53
734107	24S53
734114	
734122	26S58
734123	24S51
734126	24S64
734130	24S48[40]
734134	24S64
734139	24S53
734144	24S53[40]
734146	24S48[40]
734161	24S53[2]
734162	24S51[2]
734163	24S64[2]
734168	24S48
734172	24S48
734176	24S48
734178	24S53
734181	24S64[40]
734188	26S58[2]
734195	26S53
734202	26S49
734205	24S48
734212	24S64[40]
734213	
734215	26S53
734216	
734221	22S86[2]
737002	26C42
737003	20C49[2]
737011	20C49[2]
737012	20C64
737015	20C49[2]
737016	26C44
737017	26C41
737018	26C93
737019	26C77
737023	26C77
737027	26C80
737028	26C78
737031	26C80

MFR'S. PART	REPLACEMENT
737033	26C77
737036	26C77
737037	26C78
737038	26C77
737039	26C77
737040	
737043	26C77
737044	26C77
737047	26C77
738000	Fly 1
738003	WC 14
738004	24A88
738005	24A90
738008	24A89
738009	Fly 1
738010	24S86
738010-1	24S86
738011	26S53[2]
738012	Fly 1
738013	Fly 1
730814	Fly 4
730815	Fly 1
730816	24S86
738017	24S86
738018	
738019	HVO 50
738020	24A89
738022	24A89
738023	24A89
738024	Fly 4
738025	
738026	26S51[2]
738026A	26S51[2]
738027	26S51[2]
738028	Fly 1
738029	26S52
738029-2	26S52
738030	24A88
738031	24A89
738032	26S53
738032-A	26S53
738033	26S53
738034	Fly 46
738035	HS 3
738037	HS 8
738039	Fly 5[13]
738042	24A89
738044	26S57
738045	
738047	Fly 2
738048	Fly 2
738048A	Fly 2
738050	26S22
738052	26S57
738053	Fly 2
738054	26S22
738059	26S57[2]
738060	Fly 8
738065	HS 8
738066	26S24
738067	Fly 13
738068	Note 25
738069	Fly 13[23]
738070	26S73
738071	HS 8
738073	Fly 13
738075	Fly 13
738076	26S24
738078	
738079	Fly 160
738080	26S51
738081	26S51
738082	Fly 13
738083	Fly 13
738084	Fly 160
738085	Fly 13
738086	Fly 13
738087	
738090	26A04
738091	Fly 89
738094	Fly 160
738095	Fly 160
738096	Fly 89
730897	26S51
738098	26S51
738099	Fly 89
738100	Fly 89
738102	26S72
738103	Fly 141
738105	26S72
738106	Fly 142
738107	Fly 142
738108	26S72
738109	Fly 141
738110	26S72
738111	Fly 142
738119	Fly 143
738120	Fly 16[2,43]
738121	26S72
738122	Fly 143
738123	

MFR'S. PART	REPLACEMENT
738124	26S72
738126	26S85
738127	26S71[2]
738128/29	Fly 143
738133	
738134	26S12
738137	26S85
738138/A	Fly 230[49]
738139	26S72[2]
738140	Fly 143
738142/145	Fly 228
738147	26S72
738149	
738150	26S72
738151	
738152	26S85
738153	26S72
738154	Fly 229
738155	Fly 231
738156	26S72
738158	HS 8
738159	26S72
738160	Fly 230
738161	26S85
738162	Fly 231
738163	Fly 229[14]
738169	Fly 232
738170	26S85
738171	26S72
738177	
738179	
738180	26S75[35]
738182	26S72
738189	26S72
738190	
738191	
738192	
738193	26S85
738195	
738196	26S86
739000	Fly 1
750033	16-6758
961944	
962159	15-1082[50]
R77842	19-4073
R100037	26S48
R100131	19-3125
R101819	19-3036
R102134	26C81
R102201	19-3060
R103137	19-3355
R105195	26C81
R105196	WC 35
R105213	17-6018
R105214	17-6019
R105216	17-6011
R105294	
R105295	
R106383	20-1050
R107290	
R107575	
R107837	
R109221	
R109237	HS 8
R109171	19-1008
R109251	
R109252	17-3418
R109253	17-3419
R109254	
R109255	
R109261	20-1052
R109262	
R109263	26S86
R109264	
R109286	26R150
R109457	Y 107
R109826	19-3060
R109838	19-3093
R109840	19-3060
R109845	Y 107
R109850	26S86
R112820	Fly 273
R112821	26S86
R112822	26S48
R112829	26C81
R112845	26R150
R112866	
R112869	
R112870	
R112871	
R112872	
R112873	
R112874	
R112875	
R112877	
R112879	
R113382	
R113383	26R150
R113388	19-3600
R113390	26S86
R113404	
R113547	

Next page for MODEL index

Service notes may be found at the end of the EMERSON section.

MODEL INDEX

MODEL	COLUMN NUMBER
C502C	45
C503C	45
C504A	45
C505A	45
C506A	45
C507A	45
C508	46
C-2000/1/2	42
C-2001/1A/2/2A	42
C-2003/4/5	49
D-2002/A	42
D-2004/5	49
E-2002/A	42
H-1812	46
H-1821	48
H-1847/48/49	52
H-1847A/48A/49A	52
H-1857/58/59	52
J-1812	46
J-1821	48
J-1857/58/59	52
J-1862/63	52
R-1803	42
R-1806	42
R-1818	42
R-1819	49
R-1819C/D	51
T-1800A	36
T-1800B	49
T-1800C	51
T-1801/2/3/4	42
T-1805	42
T-1805C	51
T-1806	42
T-1806C	51
T-1807/8	42
T-1808C	51
T-1809	49
T-1810A/11A	42
T-1814	49
T-1815	42
T-1816	49
T-1817/A	42
T-1817B	49
T-1820/A	42
T-1820B	49
T-1822/23/23	49
T-1822C/23C/24C	51
T-1825	49
T-1825C	51
T-1826	49
T-1826C	51
T-1827C	51
T-1828	49
T-1828C	51
T-1829/30/31/32	49
T-1832C	51
T-1833	49
T-1833C	51
T-1834	49
T-1835	49
T-1835C	51
T-1836	49
T-1837C	51
T-1838	51
T-1839	51
T-1840/41	50
U-1800	42
U-1802/3/4	42
U-1805	42
U-1806	42
U-1807/8	42
U-1808C	51
U-1809	49
U-1810A/11A	42
U-1814/16	49
U-1820	42
U-1820B	49
U-1822/23/24	49
U-1822C/23C/23C	51
U-1825	49
U-1827	49
U-1827C	51
U-1828	49
U-1828C	51
U-1829/30/32	49
U-1834/36	49
U-1838	51
U-1840	50
U-1850/51/52	51
527	1
545	2
571	3
571	3
585	3
600	7
606	3
608/A	5
609	4
611/12	3
614/B/BC/C	9
614D	11
618	3
619	3
620	3
621	6
622	6
624	3
626	5
627	3
628	6
629	8
629B	13
629C	8
629C	13
629D	1
630	6
631	8
631B/C	6
632	8
633/B	8
637	9
637A	11
637B/BC	9
637C	9
638	3
639	7
644/B/BC/C	9
647/B/BC/C	9
648B	9
648B	15
649A	4
650	9
650/B	10
650D/F	12
651B	13
651C	8
651C/D	14
654/B	10
654D	12
654F	11
655B/D	12
655F	11
658B/C/D	14
660B	12
661B	15
662B/63B	17
664B	12
665B	11
666B	16
667B/668B	15
669B	14
669B	18
673B	12
674B	15
675B	14
676B/D	14
676F	18
677B/678B	15
680B/D	14
681B/D	14
681F	20
683B	17
684B/85B	15
686B/D	14
686F	20
686L	18
687B/D	14
687F	20
687L	18
688B/89B/90B	14
692B/93B/94B	14
696B	14
696F	20
696L	18
697B	14
698B	17
699B/D	18
700B/D/L	18
701B/D	18
701F	20
709A	20
711B/F	19
712B/F	19
714B/D	18
715D	18
716D/F	19
717D/F	19
719D/F	19
720B/D/F	19
721D	19
722D	19
722D	19
728D	19
731D	19
732B/D/G/H	19
733F	19
734B	19
736B	19
740D	19
741D	19
741F	22
742B/E	19
743A/B	19
748B/C	21
750D/P	19
751D	19
752A/B/H	19
753D/F	19
755A/B	19
757D	22
757F/J	19
758F	22
759C	22
760D/F/H/J	19
760M	22
761C	19
762D/F	19
764F	19
765D	19
766D	19
767A/B/C	19
768A/C	19
769F	19
770C	19
771A/B/C/D	19
772A	19
773A	19
774A	19
775A/B	19
776A	19
777B	21
780A	19
781A/B/E	22
782D	19
784A	19
784B/E/G/K/M	22
785C/E	19
785K	22
787A/B	21
791D	19
792D	22
793E	22
794A	19
795C	19
796C	21
797B/C	21
798B	21
799E	19
790	39
971/A	39
973	39
1000C/D	22
1000H	23
1001E/F/G	22
1002C/D	22
1002F	25
1002H	23
1003E/F/G	22
1004C/D	22
1004F	25
1004H	23
1005E/F/G	22
1006C/D	22
1006F	25
1006H	23
1007E/F/G	22
1007J	23
1008C/D	22
1008F	25
1008H	23
1009E/F/G	22
1009J	23
1010C/D/F	22
1010H	23
1011E/F/G	22
1011J	23
1012D	22
1012F	25
1012H/J	23
1013C	22
1014D	22
1014F	25
1014J	23
1015C	22
1016D	19
1018C/D	22
1018H	23
1019F	22
1020C	22
1020H	23
1021E	22
1022C/D	22
1022G	19
1022H	23
1023E	22
1024C	22
1025E	22
1026C	22
1026E	25
1027E	22
1028C	22
1028H	23
1029E	22
1030D/32D	22
1034D	22
1036D	22
1036F	25
1036H	23
1037D	22
1037H	23
1038F	25
1040D	25
1040F	22
1040H	23
1041E	22
1041F/H/J	23
1042D	25
1042F	22
1042H	23
1043F	23
1044D	23
1044F/H	25
1045D/F/H	23
1046D	23
1046F	25
1047D/F	23
1048D	23
1048F	25
1049D/F	23
1050D	23
1051D	23
1052D	23
1054D	23
1054F	25
1055D/F/H	23
1056D	23
1057D	23
1058D	24
1060D/F	24
1060H	27
1062D/F/H	24
1062J/L	27
1064D/F	24
1066D	23
1066F	25
1067D/F	23
1068D	23
1068F	25
1069D	23
1070D	23
1070F	25
1071D/F	23
1072D	23
1072F	25
1073D/F	23
1074D	23
1074F/H	25
1074H	23
1075D/F/H/	23
1084D	23
1084F	25
1085D/F/H	23
1086D	23
1086F	25
1087D/F	23
1088D	23
1088F	25
1089D/F	23
1090D	23
1090F/H	25
1091D/F	23
1092D	23
1092F	25
1093D/F	23
1094D	24
1096A	26
1096D	23
1097A	26
1098D	23
1099D	23
1100D	23
1101D	23
1102	27
1102D/F/H	27
1103	27
1104D	24
1104F/H/J	27
1104L/N	27
1105D	27
1106D/F	24
1106H/J/L/N	27
1106P/R/T/V	27
1107D/F	27
1108D/F	26
1109D	26
1110D/F	26
1111D	26
1112D/F	26
1113D	26
1114D/F	27
1114H/J/L	27
1115D	27
1116D/F	26
1117D	26
1118/D	27
1119/D	27
1120D/F	26
1121D	26
1122/D/F	26
1123D	26
1124/D/F	26
1125/D	26
1126D/F	26
1127D	26
1128F/H	27
1130D/F	27
1132F/H	27
1138D/F	26
1139/D	26
1140D/F	26
1141D	26
1142D/F/H	27
1143/D	27
1144D	26
1145D	26
1146/D	27
1148/D/F/H	27
1149	27
1149D	27
1150/D/F	26
1151/D	26
1152/D/F	26
1153/D	26
1154D/F	26
1155/D	26
1156/D/F	26
1157/D	26
1158A/C	26
1160/D	26
1161D	26
1162/D/F	26
1163D	26
1164/D	26
1165/D	26
1166	27
1168A	27
1170	27
1172	27
1174	26
1175	26
1176	28
1177	28
1178	28
1179	28
1180	28
1181	28
1182	27
1183	27
1184	27
1185	25
1186	28
1187	28
1188	28
1189	28
1190/92	28
1194	28
1196	27
1198	27
1199	27
1200/02/04	27
1200/02/04	29
1201/03/05	29
1206	29
1207	29
1208	29
1209	29
1210	29
1211	29
1212	32
1213	32
1214	33
1215	33
1216	33
1217	33
1218	33
1219	33
1220	28
1220	28
1221	28
1221	28
1224	33
1225	33
1226	33
1227	33
1228	32
1229	32
1232	30
1233	30
1234	27
1236	27
1237	27
1238	32
1239	32
1240	30
1241	30
1244	32
1245	32
1246	32
1247	32
1248	33
1249	33
1254	34
1254	35
1255	34
1255	35
1258	34
1259	34
1264	34
1264	35
1265	34
1265	35
1266	34
1266	35
1267	35
1268	34
1269	34
1270	30
1271	28
1272	32
1273	32
1274	32
1275	32
1276	35
1277	35
1280	31
1281	31
1282	37
1282X	37
1283/X	37
1284/X	37
1285	37
1286	37
1287	37
1288	35
1289	35

CONTINUED NEXT PAGE

MODEL INDEX
(CONTINUED)

EMERSON

MODEL	COLUMN NUMBER
1290	35
1291	35
1400	31
1401	31
1402	39
1403	39
1404	36
1405	36
1406	31
1407	31
1408	31
1409	31
1410	31
1411	31
1412	31
1413	31
1414	38
1415	38
1416	39
1417	39
1418	31
1418	36
1419	31
1419	36
1420	36
1421	36
1422	39
1423	39
1424	36
1425	36
1426	36
1428	36
1432	38
1433	38
1434	38
1435	38
1436	39
1437	39
1438	38

MODEL	COLUMN NUMBER
1439	38
1440	38
1441	38
1442	39
1443	39
1444	39
1445	39
1446	39
1447	39
1448	39
1449	39
1452	39
1453	39
1454	39
1455	39
1456	39
1457	39
1458	39
1460A	39
1464	39
1465	39
1466	39
1467	39
1468	39
1469	39
1470	39
1471	39
1472	39
1473	39
1474	39
1475	39
1476	39
1477	39
1478	39
1479	39
1480	39
1482	39
1484	39
1485	39

MODEL	COLUMN NUMBER
1486	39
1488	39
1489	39
1490	39
1492	39
1493	39
1494	39
1496	39
1497	39
1498	39
1500	35
1500	40
1502	35
1502	40
1503	35
1503	40
1504	40
1505	40
1506	40
1508	40
1509	40
1510	40
1511	40
1512	40
1513	40
1514	40
1515	40
1518	40
1519	40
1520	40
1522	40
1523	40
1524	41
1525	41
1526	41
1527	41
1528	43
1529	43
1530	43

MODEL	COLUMN NUMBER
1531	43
1532	43
1533	43
1534	43
1534/A	43
1534A	44
1535/A	43
1535A	44
1536	43
1537	43
1538	43
1539	43
1540	43
1541	43
1542	44
1543	44
1544	43
1545	43
1546	43
1547	43
1548	44
1549	44
1550	44
1551	44
1552	43
1553	43
1554	47
1555	47
1600	42
1601	42
1602	42
1604	42
1605	42
1608	42
1609	42
1610	42
1612	42
1613	42

MODEL	COLUMN NUMBER
1614	42
1620	39
1621	39
1622	42
1623	42
1624	42
1626	42
1628	42
1629	42
1630	42
1632	42
1633	42
1634	42
1636	42
1637	42
1638	42
1640	42
1641	42
1642	42
1644	42
1645	42
1646	42
1648	42
1649	42
1650	42
1656	42
1657	42
1658	42
1660	42
1661	42
1662	42
1668	42
1669	42
1670	42
1672	42
1673	42
1674	42
1676	42

MODEL	COLUMN NUMBER
1677	42
1678	42
1680	42
1681	42
1684	42
1685	42
2000B/01B	19
2002B	19
2003B/04B	19
2004D	19
2005C	22
2005E	23
2006C	22
2007C	22
2007E	25
2007G	23
2008A/C	27
2009A/10A	26
2014A	26
2016A/C	26
2018A	26
2020A	27
2022A	26
2024A	26
2026A/28A/30A	28
2032A	28
2034S/38S	31
2040S/42S	31
2056	31
2057	31
2058	31
2059	31
2060	31
2061	31
2062	31
2063	31
2064	34
2065	34

CHASSIS INDEX

CHASSIS	COLUMN NUMBER
120019	1
120025B	3
120047	2
120066/B	3
120084B	4
120086/B	3
120087B/D	3
120088B	3
120089B	5
120090B/D	3
120091B/D/QD	3
120092B/D	3
120094A	4
120095B	11
120096B	8
120098B/P	6
120099B	6
120103B	7
120104B/BJ	5
120107B	3
120109	8
120109/B/C	6
120110B/BC/C/E	9
120113B/BC/C	9
120114/B	8
120118B	10
120120/B	13
120123B	12
120124/B	14
120127B/28B	17
120129B/D	14
120130B	11
120131B	11
120132B	11
120133B	12
120134B/G/H	15
120135B/G/H	16
120138B	11
120140B/G	14
120141B	17
120142B	18
120143B/H	20
120144B/G/H	14
120148B	18
120152B/F	19
120153B/D	18
120158B/60B	18
120162A	20
120163D	19
120164B	19
120166D/67D/68D	19
120169B/D/F/H	19
120171B	19

CHASSIS	COLUMN NUMBER
120173D	19
120174B	19
120179B	21
120180D	19
120182D	22
120184B	19
120185B	19
120190D/91D	19
120192B/D/F	19
120193B/F	19
120194D	19
120195D	22
120196B	22
120197B/D	22
120198D	19
120203B/04B/05B	21
120206D/08D	22
120209D/F	19
120210D	19
120211D/F	22
120220-D	24
120223-D	25
120225D/F	25
120233-D/F	23
120234-D	23
120235-D	23
120236-D	23
120237-D	23
120238-D/F/H	23
120239-D/F	24
120241-D/F	23
120244-P	27
120245-D/H/N/Z	27
120247D	23
120249-D/F	23
120251-D	24
120253(120220)	24
120254-D	24
120255-D/F/H/P/V	27
120256-D/F/H/N/P	27
120257-D/P	26
120258-D	26
120259-D/F/H/N/P/V	27
120263-D/P	26
120265-D	26
120269-L/R	27
120272B	27
120273-F/P	27
120275-L	27
120276-L/R	27
120277-D	26
120278-D	26

CHASSIS	COLUMN NUMBER
120279B	26
120282-P	26
120284-P	26
120285-T	26
120286-P	26
120287-T	26
120288-N	27
120289-R	27
120290-P	26
120292-V/P	28
120293-T/X	28
120296D	45
120297A	45
120299-V	28
120300-X	28
120302-V	28
120303-V	28
120306-C/-E	29
120306-CM/-EM	29
120307-R/-RM	29
120319D	45
120320A	45
120322E/-V	33
120323-T	33
120325E/EM	28
120326R/RM	28
120329-V	33
120330-T	33
120331-H	30
120332-R	30
120333-Z	27
120341H	34
120342R	34
120343E	31
120344G	31
120345E/V	31
120346V	31
120347-H	34
120348R	34
120351E	32
120352G	32
120353E	32
120354G	32
120358H	34
120359R	34
120360E	32
120361G	32
120364B	31
120367S	31
120368U	31
120369-C	36
120370-G	36

CHASSIS	COLUMN NUMBER
120375S	31
120376U	31
120377-C	36
120380H	37
120381M	37
120382H/HC	35
120383M/MC	35
120384H	34
120386H/HC	35
120387M/MC	35
120388H	37
120389M	37
120390H/HC	35
120391M/MC	35
120395S	31
120396U	31
120397B	36
120397B	36
120400S	36
120401U	36
120403S	36
120404U	36
120405H	35
120406G	35
120407S	38
120408U	38
120410H	35
120411G	35
120412H	37
120413M	37
120414H	37
120417S	38
120418U	38
120419B	38
120420S	38
120421U	38
120422S	38
120423U	38
120424N	39
120424W	39
120425P	39
120425Y	39
120428H/HC	35
120429G/GC	35
120434N/W	39
120435P/Y	39
120437HC	37
120438MC	37
120445W	39
120446Y	39
120451H/HC	40
120452M/MC	40

CHASSIS	COLUMN NUMBER
120460B	39
120465H	40
120469H	40
120470M	40
120476B	39
120477B	39
120488A	39
120489A	39
120490H	40
120491M	40
120496A	39
120497B	39
120498A	39
120499B	39
120502H	40
120503M	40
120507A	41
120508B	41
120512M	40
120513H	40
120514M	40
120515C	43
120516D	43
120517E	42
120518F	42
120519C	42
120520D	42
120525E	42
120526C	42
120530C	42
120533B	43
120534B	43
120535B(Amp.Ch.)	43
120536B(Amp.Ch.)	43
120541C	43
120542D	43
120549C	42
120550D	42
120551C	42
120552E	42
120553F	42
120554E	42
120555E	42
120556F	42
120557E	42
120564C	44
120565D	44
120566B	42
120572C	47
120573D	47
120574B(Stereo)	47
120575	46

CHASSIS	COLUMN NUMBER
120585	42
120587A	42
120588B	42
120589C	42
120591A	42
120592B	42
120593A	42
120594(Stereo)	42
120597	42
120608/616	46
120619A	49
120620B	49
120624A	49
120625C	49
120626D	49
120628C	49
120635(Stereo)	49
120636	49
120637(Stereo)	49
120638	49
120639(Stereo)	49
120640	49
120641(Amp)	49
120642/43	48
120650C	42
120651D	42
120656C	42
120658A	49
120659B	49
120662C	49
120671A/B	50
120673C	50
120674A	51
120675B/E	51
120677C	51
120679A	51
120680C	51
120681D/G	51
120683C	51
120690C	51
120691B	51
120694C	51
120699	52
120702A/B	50
120722	52
120734A	52
120735A	52
471194	39
471235	42
471345	42
819175	42
963539	49

PART NAME	1	2	3	4	5	6	7	8	9	10
Flyback	738000 Fly-1	738000 Fly-1	739000[5] Fly-1	738012/13 Fly-1	738014/24 Fly-4	738018	738019 HVO-50	738025	738028 Fly-1	738034 Fly-46
Yoke	708130 Y-3	708130 Y-3	708030/130 Y-3	470421	708130 Y-3	708130/R Y-3	NOT USED	708130/R Y-3	708130/R 708036 Y-3	708130/R 708036 Y-3
Vertical Output	738010 24S86	738010 24S86	738011[6] 26S53[2]	738011[6] 26S53[2]	738011[6] 26S53[2]	738016/17 24S86	NOT USED	738032/A/33 26S53	738029[11] 26S52	738029[11] 26S52
Vert. Blocking Oscillator	738030 24A88	738004 24A88	738004 24A88	738004 24A88	738004 24A88	NOT USED	NOT USED	NOT USED	738004 24A88	NOT USED
Width Coil	708082 WC-11	708082 WC-11	708082 WC-11	708082 WC-11	708019 WC-15	708051 WC-11	NOT USED	708019 WC-15	708082 WC-11	708082-1 WC-11
Linearity	NOT USED	708003 WC-14	708003 WC-14	708003 WC-14	708021 WC-16	708003 WC-14	NOT USED	708021 WC-16	708003 WC-14	708037 WC-14
Power	730030[1]	730005 26R00[2, 4]	730007	730014/-1	NOT USED	730018 24R94	NOT USED	730018 24R94[12]	730018 24R94[12]	730022 26R21
Filament	NOT USED	NOT USED	730015	NOT USED	730016	NOT USED	NOT USED	NOT USED	NOT USED	NOT USED
Focus Coil	708041 FC-1	708141 FC-1	708141 208027 FC-1		708023 FC-3	708025/33	NOT USED	708025/33	708033/34	708143
Audio Output	734004 22S56	734202 26S49	734028[7] 24S60	734018 26S49	734018 26S49	734051 26S49	734052/44 24S50	734051 26S49	734051 26S49	734058 24S50
Choke	737040[3]	737003 20C49[2]	NOT USED	737011 20C49[2]	737011 20C49[2]	737011 20C49[2]	737012 20C64	737011 20C49[2]	737011 20C49[2]	737011 20C49[2]
Horizontal Oscillator	738020 24A89	738005 24A90	738008 24A89	738008 24A89	738008 24A89	738023 24A89	738022 24A89	738031 24A89	738008 24A89	738035 HS-3
Horizontal Ringing Coil	NOT USED	NOT USED	NOT USED	NOT USED	NOT USED	NOT USED	NOT USED	NOT USED	NOT USED	NOT USED
Antenna Input (Balun)										NOT USED
Video IF			720042 17-1006	720056	720056	720105 17-1006	720096 17-1063	720105 17-1006	720042 17-1006	720042 17-1006
Video IF			720073 17-1003	720042 17-1006	720042 17-1006	720088	720093 17-1004	720088	720109 17-1003	720109 17-1003
Video IF			720043 17-1006	720078	720078	720091 17-1005	720106	720091 17-1005	720057	720057
Video IF			720044 17-1005	720079	720079	720089 17-1064	720097 17-1063	720089 17-1064	720089-1	720089-1
Ratio Det. or Quadrature	720013 17-1043	708002 17-1013	708017[8] 17-3496	708017/18 17-3496	708017/18 17-3496	708031 17-3496	708017/18 17-3496	708031 17-3496	708017/18 17-3496	708017/18 17-3496
Trap			720042 17-1006	NOT USED	NOT USED	708032 20-1004	720103 17-1026	708032 20-1004	NOT USED	708097 17-3400
Trap			NOT USED	NOT USED	NOT USED	NOT USED	NOT USED	NOT USED	NOT USED	
1st Sound IF		720017 17-1012	720097[9] 17-1063	720081 17-3497	720081 17-3495	708032 20-1004	720103 17-1026	708032 20-1004	720081 17-3495	708097 17-3400
2nd Sound IF			720081 17-3495	NOT USED	NOT USED	720092 17-3495	NOT USED	720092 17-3495	NOT USED	720081 17-3495
AM IF and FM IF			720031[10] 16-6758	NOT USED	NOT USED	720075/84 16-6758	NOT USED	720075/84 16-6758	NOT USED	NOT USED
AM IF and FM IF			720032[10] 16-6758	NOT USED	NOT USED	720026/85 16-6770	NOT USED	720026/85 16-6770	NOT USED	NOT USED
Peaking			708093 19-3036	708099 19-1923	708093 19-3036	708099 19-1923	708095 19-3180	708099 19-1923	708096 19-3075	708096 19-3075
Peaking			708094 19-3125	708094 19-3125	708094 19-3125	708112 19-1921	708090 19-3075	708112 19-1921	708097 19-1003	708097 19-1003
Peaking			708095 19-3180	708095 19-3180	708108 19-4060	708108 19-4060	708111 19-4840	708108 19-4060	708095 19-3180	708095 19-3180
Peaking			708096 19-3075	708096 19-3075	708097 19-1003	708091 19-1920	NOT USED	708091 19-1920	NOT USED	NOT USED
RF Choke			705002 19-1003	708097 19-1003	705009 19-1003	705002 19-1003	701515 19-1001	705002 19-1003	705014 19-1006	705014 19-1006
Filament Choke				705014 19-6022	705014 19-6022	NOT USED	NOT USED	NOT USED	705009 17-1003	705009 17-1003

Service notes may be found at the end of the EMERSON section.

EMERSON

PART NAME	11	12	13	14	15	16	17	18	19	20
Flyback	738039 Fly-5[13]	738039 Fly-5[13]	738045	738047/48/A Fly-2	738047/48 Fly-2	738047/48/A Fly-2	738053 Fly-2	738060 Fly-8	738067[25] Fly-13	738069 Fly-13[23]
Yoke	708036 Y-3	708036 Y-3	708122 Y-6	708043/73 708117 Y-13	708043 708131 Y-13	708043 708131 Y-13	708064 Y-13[21]	708135/150 708043/73 Y-13	708137[26] Y-10[24]	708137 Y-10[24]
Vertical Output	738054[15] 26S22	738054/50 26S22	738029-2 26S52	738044 26S57	738044 26S57	738044 26S57	738044/052 26S57	738059 26S57[2]	738066 26S24	738070 26S73
Vert. Blocking Oscillator	NOT USED	NOT USED	NOT USED	NOT USED	NOT USED	NOT USED	NOT USED	NOT USED	NOT USED	NOT USED
Width Coil	708055 WC-14	708055 WC-14	708053 WC-27	708058 WC-22	708058 WC-22	708058 WC-22	708058 WC-22	708068 WC-22	708156 708068 WC-22	708068 WC-22
Linearity	708052 WC-14	708052 WC-14	708054 WC-17	708003 WC-14	708003/4 WC-14	708003 WC-14	708003 WC-14	NOT USED	NOT USED	NOT USED
Power	NOT USED	NOT USED	730023 26R95	730031/26 26R95	730026 26R95	730026 26R95	730029 26R95	730032 26R88	730037/44/39 26R88[27]	730032 26R88
Filament	NOT USED	NOT USED	730024 26F65	730027/28	730027/28	730027/28	NOT USED	NOT USED	NOT USED	NOT USED
Focus Coil	708048 708045-1	708048 708045-1	708046	708146/048	708047	708047	708063	NOT USED	NOT USED	NOT USED
Audio Output	734058-1[16] 24S50	734058-1 24S50	734051 26S49	734051 26S49	734051 26S49	734051[19] 26S49	734051 26S49	734051 26S49	734074[28] 26S49	734051 26S49
Choke	180076 26C43	NOT USED	737011 20C49[2]	737011 20C49[2]	737011 20C49[2]	737011 20C49[2]	737011/15 20C49[2]	737016[22] 26C44	737016[22] 26C44	737016[22] 26C44
Horizontal Oscillator	716052 HS-7	716052 HS-7	738042 24A89	738035[18] HS-3	738035 HS-3	738035[18] HS-3	716052/A HS-7	716052/A HS-7	716073[29] HS-7	716052/A HS-7
Horizontal Ringing Coil	738037 HS-8	738037 HS-8	738037 HS-8	708037[18] HS-8	NOT USED	708037[18] HS-8	738037 HS-8	738037/68 HS-8	738065[30] HS-8	738037/68 HS-8
Antenna Input (Balun)	NOT USED	NOT USED	NOT USED	NOT USED		NOT USED	NOT USED	NOT USED		NOT USED
Video IF	702104-1 17-1063	720104-1 17-1063	720105 17-1006	720105 17-1006	720105 17-1006	720105 17-1006	720129	720131 17-1063	720147 17-5001[34]	720131 17-1063
Video IF	720098 17-1064	720098 17-1064	720088	720088	720088	720088	720127	720139	720148/175 17-4523	720139
Video IF	720106	720106	720091 17-1005	720091 17-1005	720091 17-1005	720091 17-1005	720128	720133	720156/142 17-5001[34]	720133
Video IF	NOT USED	NOT USED	720089 17-1064	720089 17-1064	720089 17-1064	720089 17-1064	NOT USED	720127	720155 17-5004	720127
Ratio Det. or Quadrature	708018 17-3496	708018 17-3496	708031/B 17-3496	708017/18 708031 17-3496	708018 17-3496	708018 17-3496	708071 17-3496	708017/18 17-3496	708018 708151 17-3496	708018 17-3496
Trap	708032 20-1004	708032 20-1004	708032 20-1004	708032 20-1004	708032 20-1004	708032 20-1004	708097 3400	NOT USED	708032 708164 20-1004	NOT USED
Trap	NOT USED	NOT USED	NOT USED	NOT USED	NOT USED	NOT USED	NOT USED	720151 19-1020	720154/49 720166 20-1049	720151 19-1020
1st Sound IF	708093 19-3036	708093 19-3036	708093 19-3036	708093 19-3036	708093 19-3036	708093 19-3036	708097 17-3400	720141/135 17-3495	720146[33] 720185 17-3495	720141 17-3495
2nd Sound IF	708032-1 17-3495	708032-1 17-3495	720092 17-3495	720092/81 17-3495	720081 17-3495	720081 17-3495	720081 17-3495	720081 17-3495	720081/A 720182 17-3495	270081 17-3495
AM IF and FM IF	720033 16-6758	NOT USED	NOT USED	NOT USED	NOT USED	720075[20] 16-6758	NOT USED	NOT USED	750033 16-6758	NOT USED
AM IF and FM IF	720125 16-6770	NOT USED	NOT USED	NOT USED	NOT USED	720076[20] 16-6770	NOT USED	NOT USED	720033 16-6758	NOT USED
Peaking	708095 19-3180	708095 19-3180	708108 19-4060	708116 19-5100	708109 19-3250	708116 19-5100	708094 19-3125	708100 19-3250	708100 19-3250	708100 19-3250
Peaking	708114 19-4400	708114 19-4400	708099 19-1923	708099 19-1923	708099 19-1923	708099 19-1923	708114 19-4400	708114 19-4400	708114 19-4400	708114 19-4400
Peaking	708090 19-3093	708090 19-3093	708094 19-3125	708094 19-3125	708094 19-3125	708115 19-3660	708115 19-3660	708115 19-3660	708115 19-3660	708115 19-3660
Peaking	NOT USED	NOT USED	708092 19-1921	See note 17	See note 17	NOT USED	NOT USED	708099 19-1923	705014 19-6022	NOT USED
RF Choke	705016 19-1003	705016 19-1003	NOT USED	705014 19-1006	705014 19-1006	705014 19-1006	NOT USED	NOT USED	705021 19-1005	NOT USED
Filament Choke	NOT USED	705014 19-6022		NOT USED	NOT USED	NOT USED	NOT USED	NOT USED	705020 704020 19-3001	NOT USED

Service notes may be found at the end of the EMERSON section.

EMERSON

PART NAME	21	22	23	24	25	26	27	28	29	30
Flyback	738078/87	738079/94 738095/84 Fly-160	738100/096 Fly-89	738091/099 Fly-89	738099/100 Fly-89	738106/7/11 Fly-142	738103/09 Fly-141	738119/122 Fly-143	738120 Fly-16[2, 43]	738133
Yoke	708174 Y-16[24]	708176/211/212 Y-18[24]	708211 Y-18[24]	708176/211/212 Y-18[24]	708176/211/212 Y-18[24]	708232/69 Y-61[49]	708214/70 Y-10[24, 38]	708269 Y-61[49, 38]	708270 708321 Y-10[24, 38]	708288 Y-49
Vertical Output	738076 26S24	738080/81 26S51	738097 26S51	738080/81 26S51	738097/98 26S51	738108/10 26S72	738102/105 26S72	738121 26S72	738127 26S71[2]	738134 26S12
Vert. Blocking Oscillator	NOT USED	NOT USED	NOT USED	NOT USED	NOT USED	NOT USED	NOT USED	NOT USED	NOT USED	NOT USED
Width Coil	708156 708068 WC-22	708068 WC-22	708068 WC-22	708068 WC-22	708068 WC-22	NOT USED	NOT USED	NOT USED	NOT USED	NOT USED
Linearity	NOT USED	NOT USED	NOT USED	NOT USED	NOT USED	NOT USED	NOT USED	NOT USED	NOT USED	NOT USED
Power	730046/41 26R79	730043 26R88[27]	730052 26R88[2, 27]	NOT USED	730052 26R88[2, 27]	730058	NOT USED	730060/62	730060/62 26R47[51]	730069
Filament	NOT USED	NOT USED	NOT USED	730051 21F09	NOT USED	730054 21F09	730051 21F09	NOT USED	NOT USED	NOT USED
Focus Coil	NOT USED	NOT USED	NOT USED	NOT USED	NOT USED	NOT USED	NOT USED	NOT USED	NOT USED	NOT USED
Audio Output	734074 26S49	734088 24S48	734103/088 24S48	734088 24S48	734099 24S51[2]	734205[39] 24S48	734107/104 24S53	734123[41] 24S51	734122 26S58	734139 24S53
Choke	737018 26C93	NOT USED	NOT USED	NOT USED	NOT USED	737023 26C77	737019 26C77	737023 26C77	737019 26C77	737031 26C80
Horizontal Oscillator	716073 HS-7	716083 HS-7	716083 HS-7	716083 HS-7	716083 HS-7	716083 HS-7	716083 HS-7	716102 HS-20	716102 HS-20	716083 HS-7
Horizontal Ringing Coil	738065[30] HS-8	708180 HS-8	708180 HS-8	708180 HS-8	708180 HS-8	708180 HS-8	708180 HS-8	708275 HS-21	708275 HS-21	708180 HS-8
Antenna Input (Balun)										
Video IF	720147/56 17-5001[34]	720156 17-5001[34]	720201 17-5004	720201 17-5004	720156 17-5001[34]	720201 17-5004	720215	720201 17-5004	720244	720215
Video IF	720148/75 17-4523	720148 17-4523	720175 17-4523	720198 17-4522	720148 17-4523	720175 17-4523	720204 17-4522[37]	720198 17-4522	720241 17-4522[37]	720233
Video IF	NOT USED	NOT USED	720181 17-4522[37]	720199 17-4522[37]	NOT USED	708181 17-4522[37]	720213 17-4522[37]	720226 17-4522[37]	720199 17-4522[37]	720262 17-4523[37]
Video IF	NOT USED	NOT USED	720175 17-4523	720198 17-4522	NOT USED	720175 17-4523	720216 17-4523	720198 17-4522	720247 17-4523	NOT USED
Ratio Det. or Quadrature	708018 708151/175 17-3496	708175 17-3496	708210 17-3496	708210 17-3496	708175 17-3496	708210 17-3496	708210 17-3496	708276 20-1053	708276 20-1053	708210 17-3496
Trap	708032/164 20-1004	708032 20-1004	708164 20-1004	708164 20-1004	708032 20-1004	NOT USED	NOT USED	NOT USED	NOT USED	NOT USED
Trap	720149/54 20-1049	720149/54 20-1049	720154 20-1049	720149/54 20-1049	720149/54 20-1049	720154 20-1049	708213 20-1049	720154 20-1049	708213 20-1049	708291
1st Sound IF	720146/85 17-3495	720178 17-3495	720178 17-3495	720178 17-3495	720178 17-3495	720178 17-3495	See 720204	720178 17-3495	See 720241	See 720233
2nd Sound IF	720081/182 17-3495	705120 17-3400[2]	NOT USED	NOT USED	705120 17-3400[2]	NOT USED	See 720213	NOT USED	See 720199	See 720262
AM IF and FM IF	NOT USED	NOT USED	NOT USED	NOT USED	NOT USED	720033 16-6758	720187 16-6768	NOT USED	NOT USED	720075 16-6758
AM IF and FM IF	NOT USED	NOT USED	NOT USED	NOT USED	NOT USED	720125 16-6770	NOT USED	NOT USED	NOT USED	720075 16-6758
Peaking	708100 19-3250	708100 19-3250	708209 19-1003	705014 19-6022	708100 19-3250	708209 19-1003	708209 19-1003	708209 19-1003	708209 19-1003	708209 19-1003
Peaking	708114 19-4400	708114 19-4400	708114 19-4400	708114 19-4400	708114 19-4400	708114 19-4400	708115 19-3660	705024 19-1004	705024 19-1004	708115 19-3660
Peaking	708115 19-3660	708115 19-3660	708100 19-3250	708100 19-3250	708115 19-3660	705024 19-1004	708099 19-1923	708273 708114 19-4400	708272 19-3300	708099 19-1923
Peaking	705014 19-6022	NOT USED	708115 19-3660	708115 19-3660	NOT USED	708099 19-1923		708272 19-3300	708274 19-3660	708115 19-3660
RF Choke		705021 19-1005	705021 19-1005	708209 19-1003	705021 19-1005	705023 19-1001	708209 19-1003	705023[42] 19-1001	708209[31] 19-1003	708209[31] 19-1003
Filament Choke	705020 19-3001	705020 19-3001	705023 19-1001	NOT USED	705020 19-3001	705021 19-1005	NOT USED	705025 17-1007	708271 19-1003	19-1005

Service notes may be found at the end of the EMERSON section.

EMERSON

PART NAME	31	32	33	34	35	36	37	38	39	40
Flyback	738128/129 738140 Fly 143	738142/145 Fly 228	738128/29 Fly 143	738138 Fly 230[49]	73138/A Fly 230[49]	738149	738151	738154 Fly 229	738162 738155 Fly 231	738160 Fly 230
Yoke	708313 708322 Y 61	708313 Y 61	708269 Y 61[49]	708313 Y 61	708313 Y 61	708332 Y 61	708330 Y 62	708330 Y 62	708344 Y 62	708353 Y 60
Vertical Output	738139 738121 26S72[2]	738139 26S72[2]	738121 26S72	738137 738126 26S85	738137 738152 26S85	738147 26S72	738150 26S72	738153 26S72	738159 738156 26S72	738161 26S85
Vert. Blocking Oscillator	NOT USED	NOT USED	NOT USED	NOT USED	NOT USED	NOT USED	NOT USED	NOT USED	NOT USED	NOT USED
Width Coil	NOT USED	NOT USED	NOT USED	NOT USED	NOT USED	NOT USED	NOT USED	708342 WC 14	NOT USED	NOT USED
Linearity	NOT USED	NOT USED	NOT USED	NOT USED	NOT USED	NOT USED	NOT USED	NOT USED	NOT USED	NOT USED
Power	NOT USED	730074 26R47	730064 730065 26R47	NOT USED	NOT USED	730074 26R47	NOT USED	730078 26R116	730079[53] 26R47	NOT USED
Filament	NOT USED	NOT USED	NOT USED	NOT USED	NOT USED	NOT USED	NOT USED	NOT USED	NOT USED	NOT USED
Focus Coil	NOT USED	NOT USED	NOT USED	NOT USED	NOT USED	NOT USED	NOT USED	NOT USED	NOT USED	NOT USED
Audio Output	734146 734130 24S48[40]	734146 24S48[40]	734134 24S64	734144 24S53[40]	734161 24S53[2]	734163 24S64[2]	734162 24S51[2]	734163 24S64[2]	734176/72 734168 24S48	734178 24S53
Choke	737019 737023 26C77	737019 26C77	737023 26C77	737033 26C77	737037 26C78	737036 26C77	737038 26C77	737036 26C77	737039 26C77	737033 26C77
Horizontal Oscillator	716102 HS 20	716102 HS 20	716103	716102 HS 20	716177 HS 7	716121 HS 11	716177[47] HS 7	716121 HS 11	716121/A HS 11	716117 HS 7
Horizontal Ringing Coil	708275 HS 21	708275 HS 21	NOT USED	708275 HS 21	708275 HS 21	NOT USED	708275 HS 21	NOT USED	NOT USED	708275 HS 21
Antenna Input (Balun)	961944	961944		961286	962159 15-1082[50]					
Video IF	720244	720289	720269	720251	720304	720289 17-4504[2,46]	720306	720289 17-4505[2,46]	720316	720304
Video IF	720241 17-4522[37]	720292	720238 17-4523	720252	720306	720238 17-4523	720304	720238 17-4523	720318 17-3418	720306
Video IF	720199 17-4522[37]	720199 17-4522[37]	42.5MC	720253	720296	720238 17-4523	720296	720238 17-4523	720318 17-3418	720341
Video IF	720247 17-4523	720247 17-4523	720231 17-4523	NOT USED	NOT USED	720247 17-4523	NOT USED	720247 17-4523	720318 17-3418	NOT USED
Ratio Det. or Quadrature	708276 20-1053	708276 20-1053	708276 20-1053	708276 20-1053	708276 20-1053	720299 20-1053	708276 20-1053	720299	720336 20-1054	708276 20-1053
Trap	708213 20-1049	708213 20-1049	718278	708291	708291	708213 20-1049	708291	708213 20-1049	720317	NOT USED
Trap			NOT USED	NOT USED	NOT USED	NOT USED	NOT USED	NOT USED	720315	NOT USED
1st Sound IF	720241 17-4522[37]	720292	720246 17-3495		720305	720297 17-1072	720305	720297 17-1072	720322	720305
2nd Sound IF	720199 17-4522[37]	720199 17-4522[37]	720243			720298		720298	720337	NOT USED
AM IF and FM IF	16-6780	16-6780	NOT USED	720075 16-6758	720075 16-6758	720294 16-6780	720075 16-6758	720075 16-6758	720259-2 16-6780	NOT USED
AM IF and FM IF	720295 16-6780	720295 16-6780	NOT USED	720075 16-6758	720075 16-6758	720295 16-6780	720075 16-6758	720075 16-6758	720259-4 16-6780	NOT USED
Peaking	708274 19-3660	708279 19-3500	708243 19-3500	708274 19-3660	708274 19-3660	708090 19-3075	708294 19-3660	708090 19-3075	708346	708274 19-3660
Peaking	708272 19-3300	708273 19-4400	708272 19-3300	708272 19-3300	708272 19-3300	708279 19-3500	708272 19-3300	708279 19-3500	708349	708272 19-3300
Peaking	708274 19-3660	705014 19-6022	708279 19-3500	708274 19-3660	708274 19-3660	708273 19-4400		708273 19-4400		708274 19-3660
Peaking	708326 19-1003		705021 19-1005			708336 19-4950	708271 19-1003	708336 19-4950	705021 19-1005	NOT USED
RF Choke	705024 19-1004	708271 19-1003	708029 19-1003	708312 19-1005	708312 19-1005	705024 19-1004	708312 19-1005	705024 19-1004	708271 19-1003	708312 19-1005
Filament Choke	705021 19-1005	705021 19-1005	705024 19-1004	708271 19-1003	708271 19-1003	705014 19-6022	705023 19-1001	705014 19-6022	705031 19-1000	

Service notes may be found at the end of the EMERSON section.

PART NAME	41	42	43	44	45	46	47	48	49	50
Flyback	738169 Fly 232	738163 738177 Fly 229[14]	738169 Fly 232	738179	738123	R109221	738162 Fly 231	R112820 Fly 273	738186 738188 Fly 258	738192
Yoke	708353 Y 60	708367[54] Y 62[24]	708353 708381 Y 60	708373 Y 60	708256	R109457 R109845 Y 107	708379/A Y 53[49]	R109457 Y 107	708402[58] 708403 Y 62[57]	708415 Y 105
Vertical Output	738170 26S85	738171 26S72	738170 26S70	738180 26S75[35]	738124 26S72	R109263 R109845 26S86	738171/182 26S72	R112821 26S86	738189 708403 26S72	738193 26S85
Vert. Blocking Oscillator	NOT USED	NOT USED	NOT USED	NOT USED	738090 26A04	NOT USED	NOT USED	NOT USED	NOT USED	NOT USED
Width Coil	NOT USED	NOT USED	NOT USED	NOT USED	708258 708268	NOT USED	NOT USED	NOT USED	708394 WC 18	NOT USED
Linearity	N OT USED	NOT USED	NOT USED	NOT USED	708249 708226 WC 23	R105196 WC 35	NOT USED	R112875	NOT USED	NOT USED
Power	NOT USED	730094 26R47	NOT USED	NOT USED	730056/63	R109286 26R150	NOT USED	R112845 26R150	730111[59] 26R116	NOT USED
Filament	NOT USED	NOT USED	NOT USED	NOT USED	NOT USED	NOT USED	NOT USED	NOT USED	NOT USED	NOT USED
Focus Coil	NOT USED	NOT USED	NOT USED	NOT USED	NOT USED	R109264	NOT USED	R109264	NOT USED	NOT USED
Audio Output	734188 26S58	734195[55] 24S53	734188 26S58[40]	734181 26S64[40]	734126 24S64	R100037 26S48	734188[48] 26S58	R112822 26S48	734215[60] 24S53	24S53
Choke	737043 26C77	737044 26C77	737043 26C77	737043 26C77	737028[36] 26C78	R105195 R102134 26C81	737043 26C77	R112829 26C81	737047 26C77	737047 26C77
Horizontal Oscillator	716121A HS 11	716136A HS 11	716121A HS 11	716121A HS 11	708255 HS 5	R109251	716121A HS 11	R112866	716136A HS 11	NOT USED
Horizontal Ringing Coil	NOT USED	NOT USED	NOT USED	NOT USED	708228 WC 18	R109237 HS 8	NOT USED	NOT USED	NOT USED	716149
Antenna Input (Balun)										
Video IF	720316	720316	720316	720316	720224/218	R109252 17-3418	720316	R109252 17-3418	720419	720451
Video IF	720318 17-3418	720318 17-3418	720318 17-3418	720318 17-3418	720225/219	R109253 17-3419	720318	R109253 17-3418	720318	720454
Video IF	720318 17-3418	720318 17-3418	720318 17-3418	720318 17-3418	720155 17-5004	R109254	720318 17-3418	R112879	720318 17-3418	720455
Video IF	720318 17-3418	720319	720318 17-3418	720318 17-3418	720272	R105294 17-3417	720318 17-3418	R112871	720318 17-3418	
Ratio Det. or Quadrature	720336 20-1054	720336 720404 20-1054	720336 20-1054	720336 20-1054	708175 17-3496	R106383 20-1050	720336 20-1054	R106383 20-1050	720404 20-1054	720404 20-1054
Trap	720317	720317	270317	720317	708251	R109255	720317	R109255	720315	720453/52
Trap	720297 17-1072	720315	720297 17-1072	720297 17-1072	708262	R105295	720297A 17-1072	R105295	720317	720448
1st Sound IF	720297 17-1072	720364/A	720297/A 17-1072	720297/A 17-1072	720182 17-3495	R109261 20-1052	720297/A 17-1072	R109261 20-1052	720438	720448
2nd Sound IF	720337	720337	720337	720337	720221	R109262	720337	R112870	720337	720449
AM IF and FM IF	NOT USED	720259-3 16-6780	720259-3 16-6780	NOT USED	CHROMA COILS See Note 44	CHROMA COILS See Note 45	720259-3 16-6780	CHROMA COILS See Note 56	720365	NOT USED
AM IF and FM IF	NOT USED	720259-4 16-6780	720259-4 16-6780	NOT USED			720259-4 16-6780		720075 16-6758	NOT USED
Peaking	708346A 19-3100	708351 19-4400	708346A 19-3100	708346A 19-3100	708109 19-3250	R102201 19-3060	708346A 19-3100	R101819 19-3036	708406 19-3093	708406 19-3093
Peaking	708279A 19-3500	708370 19-4201	708272A 19-3300	708272A 19-3300	708247 19-4950	R109838 19-3093	708272A 19-3300	R77842 19-4073	708405 19-3275	708404
Peaking	708357	19-3100	708358 19-3660	708358 19-3660	708243 19-3500	R109826 19-3060	708357 19-3660	R109840 19-3060	708404	708401 19-3180
Peaking		19-3660	19-3660	19-3660	708248 19-3036	R100131 19-3125		R100131 19-3125	708401 19-3180	
RF Choke	708271A 19-1003	NOT USED	NOT USED	NOT USED			705031 19-1000	R109171 19-1008		
Filament Choke										

Service notes may be found at the end of the EMERSON section.

EMERSON

PART NAME	51	52	
Flyback	738191	738195 R113382	
Yoke	708402/03 Y 62^{57}	708448 R109457 Y 107	
Vertical Output	738189 26S72	738196 R113390 26S86	
Vert. Blocking Oscillator	NOT USED	NOT USED	
Width Coil	708416 WC 18	NOT USED	
Linearity	NOT USED	708444 R112875	
Power	730114 26R116	R113383 26R150	
Filament	NOT USED	NOT USED	
Focus Coil	NOT USED	NOT USED	
Audio Output	734221 22S86^{2}	R112822 26S48	
Choke	737047 26C79	R112829 26C81	
Horizontal Oscillator		708434	
Horizontal Ringing Coil	716148		
Antenna Input (Balun)			
Video IF	720419	R109252 17-3418	
Video IF	720318 17-3418	R113547	
Video IF	720318 17-3418	R112879	
Video IF	720318 17-3418	R112871 720477	
Ratio Det. or Quadrature	720404 20-1054	R106383 20-1050	
Trap	720315/317	R109255	
Trap		R105295	
1st Sound IF	720447	R109261 20-1052	
2nd Sound IF	720337	R112870	
AM IF and FM IF		CHROMA COILS See Note 56	
AM IF and FM IF			
Peaking		R113404	
Peaking	708405 19-3275	R101819 19-3036	
Peaking		R103037 19-3375	
Peaking		R113388 19-3600	
RF Choke			
Filament Choke			

SERVICE NOTES

1 730002 used in radio chassis in model 527 replaced by 22R05^{2}.
2 Mounting difference.
3 737002 used in radio chassis in model 527 replaced by 26C42.
4 Parallel 6.3V windings and use 720VCT secondary tap.
5 738000, 738009, 738015 used in same models replaced by Fly-1.
6 738010/-1 used in same chassis replaced by 24S86.
7 734018 used in chassis 120066/B, 120086/87/B/D replaced by26S49.
8 708008 used in models 585 replaced by 17-1013^{2}.
9 720027 used in model 585 replaced by 17-1011.
10 720024/25/26 (FM - IF's) replaced by 16-3487.
11 738026/A/27 used in a few models replaced by 26S51^{2}.
12 Use high secondary tap and high current 5V winding.
13 Omit original resistor - capacitor combination network in primary.
14 Original terminals 8 - 5 - 3 - 4 - 7 - 9 - 1
new terminals 8 - 7 - 4 - 5 - 3 - 6 - 1.
15 738029 used in chassis 120095-B replaced by 26S52.
16 734063 used in radio chassis replaced by 24S50A^{2}.
17 708095 replaced by 19-3180, 708115 replaced by 19-3660, 708096 replaced by 19-3075,708100 replaced by 19-4251, 708114 replaced by 19-1923.
18 716052 replaced by HS-7 and 708037 replaced by HS-8 used in chassis 120144-B/G/H.
19 734064 used in radio chassis 120132-B replaced by 24S50A.
20 720126 replaced by 16-3487,720067 replaced by 16-3487 - (FM - IF's) 708062 (FM - DISCRIMINATOR) replaced by 17-3494.
21 Change wiring to conform with original.
22 737017 replaced by 26C41.
23 Require terminal wiring changes.
24 May require use of original network.
25 738073/85/68/83/82 all replaced by Fly-13.
26 708162/63/65 all replaced by Y-10^{24}.
27 Series 6.3 volt winding.
28 734084 replaced by 26S48 used in chassis 120166D,734082 replaced by 24S50 and 734063 replaced by 24S50A both used in radio chassis.
29 716074 used in chassis 120166D/169B/D/F/174D replaced by HS-5.
30 738071, 708158, 716084 alternate part numbers replaced by HS-8.
31 705024 replaced by 19-1004.
32 Set manufacture duplicated part number for width control use WC-14, when used in Horizontal Ringing Coil use HS-8.
33 720157 used in chassis 120166-D replaced by 17-3495 but shunted with 19-4500.
34 Use one winding only.
35 Use 8:1 turns Ratio.
36 737027 replaced by 26C80.
37 Use 20-1004 for trap winding.
38 Insulate width sleeve.
39 734063 used in radio chassis replaced by 24S50A.
40 Use original channel frame.
41 734114 and 734130 used in a few models - no replacement.
42 708271 replaced by 19-1003, 705021 replaced by 19-1005.
43 Original terminals 8 - 7 - 6 - 1 Install new dampling network of
new terminals 9 - 7 - 7 - 1 47MMFD @ 2KV in series with 1000 ohm resistor across yoke #1 & #2.
44 Chroma Coils 708267, 720218, 720222, 708280, 708264 - no replacement. 708241 replaced by 17-6013, 720229 replaced by 17-6012, 708265 replaced by 17-6013.
45 Chroma Coils R105213 replaced by 17-6018, R105214 replaced by 17-6019, R107837 no replacement, R107290 no replacement, R107575 no replacement, R105216 replaced by 17-6011.
46 Add external capacitor.
47 716103 used in chassis 120412H/413M/414H/437HC/438MC - no replacement.
48 734181, 734212 used in a few models replaced by 24S64^{40}.
49 Connect as in original circuit.
50 Coil only.
51 Ignore 6.3V filament winding.
52 737033 used in chassis 120405H/06G/10H/11G replaced by 26C77.
53 730085 used in a few chassis - no replacement.
54 708379/A/B,708392,708393 used in a few 19 & 23" models replaced by Y 53^{49}. 708371/A,708399 used in a few models - no replacement.
55 734212 used in AM - FM AMP. Chassis 120566-B replaced by 24S64^{40}. 734213 used in Stereo-FM Chassis 120594/97 - no replacement.
56 Chroma Coils R112872. R112874, R112869, R112873, R112877 - no replacement.
57 Connect original damping capacitor value across new yoke terminals 1 & 2.
58 708413 used in 27" models - no replacement.
59 730113 replaced by 26R113. 730112 used in AM/FM tuner chassis 120636 - no replacement.
60 734216, 734213 used in chassis 120635/37/39 - no replacement.

FADA

PARTS LIST

MFR'S. PART	REPLACEMENT	MFR'S. PART	REPLACEMENT	MFR'S. PART	REPLACEMENT	MFR'S. PART	REPLACEMENT	MFR'S. PART	REPLACEMENT	MFR'S. PART	REPLACEMENT
37.89	19-3001	37.215	WC-15	37.248	WC-23	37.273	Y-7	42.13	Fly-1	42.56	26C44
37.94	17-1012	37.216	FC-1	37.249	Y-6	37.275	Y-7	42.14	24S86	42.57	24S51
37.95	17-1013	37.219	HS-3	37.250		37.276	17-5001	42.14-1	24S86	42.58	26R35[19]
37.96	17-1001	37.226	20-1004	37.251		37.277	17-5002	42.14-3	24S86	42.59	
37.97	17-1002	37.230	17-3497	37.252	17-3495	37.278	17-5003	42.15	24A88	42.60	26C44
37.98	17-1006	37.231	WC-23	37.253	17-3497	37.279	17-5001	42.15-1	24A88	42.61	26R15
37.99	17-1002	37.233	HS-5	37.254	Y-6	37.280		42.15-3	24A88	42.62	26S52
37.100	17-1003	37.234	19-3125	37.255	Fly-7A	37.281	Y-14	42.16	24S52	42.65	26S54
37.101	Y-3	37.235	19-3660	37.255B	Fly-7A	37.285	17-3495[17]	42.28	26C44	42.82	26S54
37.102	FC-1	37.236	19-4200	37.256	Y-6	37.286	Y-18[14]	42.34	24R06[5]	42.85	26S54
37.104	HS-1	37.237	19-4251	37.258	Fly-7A	37.288	19-1005	42.43	Fly-4	42.90	26R90
37.105	WC-14	37.239	Fly-147	37.261	Y-6	37.289	19-3125[15]	42.44	24S55	42.91	26C43
37.106	WC-11	37.242	Y-6	37.264	Fly-12[5,9]	37.290	19-3250[16]	42.45	Fly-1	42.92	Fly-27[12]
37.197	19-1005	37.243		37.265	Y-7	37.299	17-5003	42.53	24A87	42.93	26S52
37.212	FC-3	37.244	WC-17	37.268	20-1006	37.300	19-1006	42.54	26R92	42.96	Fly-75[5]
37.214	WC-16	37.247	Fly-7A	37.272	Fly-12[5,9]	42.12	26R16[5]				

MODEL INDEX

MODEL	COLUMN NUMBER	MODEL	COLUMN NUMBER	MODEL	COLUMN NUMBER	MODEL	COLUMN NUMBER	MODEL	COLUMN NUMBER	MODEL	COLUMN NUMBER
DL21T	3	PC21KD	8	S1055	2	UDL2100T	3	17C2	2	24C2	3
DL21T8	3	R7C15	4	S1055X	2	UH17KD	8	17C4	2	24C4	3
DL400K/KLO	8	R7C25	4	S1060	2	UH17L1	8	17KD	8	24C5	3
DL400KD	8	R1025	6	S1065	2	UH17L2/LO/EB	8	17L1	8	24T2	3
DL400T/TLO	8	R1050	6	S20C10	2	UH21KA	8	17L2/EB/LO	8	24T10	3
DL400TB/TBLO	8	S4C20	7	S20T20	2	UH21K1.LO	8	17T6	2	77T32	2
G925	1	S4C40	7	TV30	1	UH21L1	8	17T9	2	173T	3
HD821T	3	S4T15	7	UDL400K/KLO	8	UH21L2/LO/EB	8	20C22	3	175C	3
H212C	3	S4T30	7	UDL400KD	8	UH21T	3	20T12	3	177CD	3
H218C	3	S6C55	2	UDL400T/TLO	8	V21T	3	21C2	3	215C	3
H274T	3	S6C70	2	UDL400TB/TBLO	8	V21T6	3	21KA	8	721	2
H276T	3	S6T65	2	UPC17/LO/EB	8	V211CD	2	21K1/LO	8	775T	2
H321T	3	S7C20	2	UPC21/LO/EB	8	V213CD	2	21L1	8	799	1
H421T	3	S7C30	2	UPC21K/LO	8	V219C	3	21L2/EB/LO	8	880	1
H442C	3	S7C70	2	UPC21KD/KLO	8	V221TBM	8	21L3/BM	8	899	1
H542C	3	S7T65	2	U1700CD	3	V271T	3	21T	3	925	1
H621T	3	S9C10	2	U1770CD	3	V273T	3	21T3	3	930	1
PC17/LO/EB	8	S1015	5	U2100C	3	7C42	2	21T4	3	940	1
PC21/LO/EB	8	S1020	5	U2100T	3	7C52	2	21T10	8	965	1
PC21K/LO	8	S1030	5	U2150C	3	7T32	2				

Service notes may be found at the end of the FADA section.

FADA

PART NAME	1	2	3	4	5	6	7	8
Flyback	42.43[1] Fly-4	37.255/B 37.258/.247 Fly-7A	37.264[10] 37.272 Fly-12[5,9]	42.59	Fly-147	42.59	37.239 Fly-147	42.92[13] Fly-27[12]
Yoke	37.101 Y-3	37.256/.249 37.261 Y-6	37.265[11] 37.273/75 Y-7	37.242 Y-6	Y-7	Y-6	37.254 Y-6	37.286 Y-18[14]
Vertical Output	42.14/-1 24S86	42.62 26S52	42.65/.82 26S54	42.14-3 24S86	26S52	42.14-3 24S86	42.62 26S52	42.93 26S52
Vert. Blocking Oscillator	42.15/-1 24A88	42.53 24A87	42.53 24A87	42.15-3 24A88	24A87	42.15-3 24A88	42.53 24A87	42.53 24A87
Width Coil	37.215[3] WC-15	37.248 WC-23	37.248 WC-23	37.231 WC-23	NOT USED	37.231 WC-23	NOT USED	NOT USED
Linearity	37.214[4] WC-16	37.250	37.244 WC-17	37.244 WC-17	WC-17	WC-17	WC-17	NOT USED
Power	42.12[6] 26R16[5]	42.61 26R15	42.61 26R15	42.58 26R35[19]	26R92	42.58 26R35[19]	42.54 26R92	42.90 26R90
Filament	NOT USED	NOT USED	NOT USED	NOT USED	NOT USED	NOT USED	NOT USED	NOT USED
Focus Coil	37.102[2] 37.216 FC-1	37.251	37.251	NOT USED	FC-2	37.243	NOT USED	NOT USED
Audio Output	42.44[7] 24S55	42.57 24S51	42.57 24S51	42.16 24S52	24S51	24S52	42.57 24S51	42.57 24S51
Choke	42.28 26C44	42.56 26C44	42.56 26C44	42.60 26C44	26C44	26C44	26C44[5]	42.91 26C43
Horizontal Oscillator	37.104 HS-1	SEE RINGING COIL	SEE RINGING COIL	37.219 HS-3	SEE RINGING COIL	37.219 HS-3	SEE RINGING COIL	37.219 HS-3
Horizontal Ringing Coil	NOT USED	37.233 HS-5	37.233 HS-5	NOT USED	HS-5	NOT USED	HS-5	NOT USED
Antenna Input (Balun)	NOT USED	NOT USED	NOT USED	NOT USED	NOT USED	NOT USED		15-1082
Video IF	37.96 17-1001	37 99 17-1002	37.99 17-1002	23.5MC 17-1001	25.7MC 17-1003	23.5MC 17-1001	25.7MC 17-1003	37.99 17-1002
Video IF	37.99 17-1002	37.276/79 17-5001	37.276/79 17-5001	22.3MC 17-1002	23.4MC 17-1004	25.2MC 17-1003	23.4MC 17-1004	37.276/.279 17-5001
Video IF	37.97 17-1002	37.277 17-5002	37.277 17-5002	25.2MC 17-1003		39.97 19-1002		37.277 17-5002
Video IF	37.100 17-1003	37.278 17-5003	37.278 17-5003	23.4MC 17-1004		23.4MC 17-1004		37.278/.299 17-5003
Ratio Det. or Quadrature	37.95 17-1013	37.253 37.230 17-3497	37.253 37.230 17-3497	21.25MC 17-1013	4.5MC 17-3495	21.25MC 17-1013	4.5MC 17-3497	37.253 17-3497
Trap	37.98 17-1006	37.268 20-1006	37.268 20-1006	21.25MC 20-1021		21.25MC 20-1021		37.268 20-1006
Trap	NOT USED	NOT USED	NOT USED	4.5MC 20-1004		4.5MC 20-1004		37.226 20-1004
1st Sound IF	37.94 17-1012	37.252 17-3495	37.252 17-3495	21.25MC 17-1011	4.5MC 17-3495	37.94 17-1011	4.5MC 17-3495	37.285 17-3495[17]
2nd Sound IF	37.94 17-1012	NOT USED	NOT USED	21.25MC 17-1012		37.94 17-1011		37.252 17-3495
AM IF and FM IF	NOT USED	NOT USED	NOT USED	NOT USED	NOT USED	NOT USED	NOT USED	NOT USED
AM IF and FM IF	NOT USED	NOT USED	NOT USED	NOT USED	NOT USED	NOT USED	NOT USED	NOT USED
Peaking	180UH 19-4180	37.243 19-3125	37.234 19-3125	120UH 19-3125		120UH 19-3125		37.289 19-3125[15]
Peaking	250UH 19-3250	37.235 19-3660	37.235 19-3660	250UH 19-3250		250UH 19-3250		37.235 19-3660
Peaking	120UH 19-4122	37.236 19-4200	37.236 19-4200	180UH 19-4180		180UH 19-4180		37.290 19-3250[16]
Peaking	93UH 19-3093	37.237 19-4251	37.237 19-4251	93UH 19-3093		93UH 19-3093		See note 18
RF Choke	NOT USED	37.197 19-1005	37.197 19-1005	19-1005		NOT USED		37.197 37.288 19-1005
Filament Choke	37.89 19-3001	37.89 19-3001	37.89 19-3001	19-1001		19-1001		37.89 19-3001

SERVICE NOTES

1 42.13 & 42.45 replaced by Fly-1.
2 Used in models TV-30, 799, 899, 930, 940 only
3 37.106 used in TV-30, 799, 899, 940 replaced by WC-11.
4 37.106 used in TV-30, 799, 899, 930, 940 replaced by WC-14.
5 Mounting difference.
6 42.34 used in model 880 replaced by 26R06[5].
7 42.16 replaced by 24S52.
9 Terminal connections:
Old 7-6-5-4-3-2-1
New 9-8-7-5-4-3-1
Use WC-20.
10 37.280 used in a few models-no replacement.
11 37.281 used in a few models replaced by Y-14
12 Terminal connections:
Old 8-7-6-1
New 2-2-6-1
Remove 33K resistor from #7 & 8 of original transformer.
13 42.96 used in some models replaced by Fly-75[5].
Terminal connections:
Old 8-7-1-3-5
New 4-4-3-1-2
Connect 10K resistor (originally on #6) in series with 50 MMFD capacitor across yoke #3 and #7.
14 Change terminal wiring to conform with original.
15 Parallel with 10K resistor.
16 Parallel with 18K resistor.
17 Use one winding only.
18 37.237 replaced by 19-4251. 37.300 replaced by 19-1006, 37.234 replaced by 19-3125, 37.236 replaced by 19-3180[16].
19 Parallel 5V. winding and parallel 6.3V winding.

PARTS LIST

USE THIS PAGE if PART NUMBER is available.

FIRESTONE

MFR'S. PART	REPLACEMENT
A1201	17-3497
A1202	17-3497
A1406	26C43
A3392	17-1004
A10104	Fly 59
A10106	24A87
A10108	Fly 59
A10109	26R20
A10115	26S53
A10125	24A87
A10134	24A87
A10135	Fly 59
A10136	Fly 58
A10137	Fly 58
A10152	26S28
A10152-1	26S28
A15832	24S55
A28253	19-3036
A28255-1	19-3093
A28255-2	19-3180
A28255-4	19-3300
A28263	HS 5
A28276	19-3001
A28278-3	Y 5
A28279	WC 15
A28279-1	WC 15
A28280-19	17-1003
A28286	20-1004
A28292	WC 14
A28302-1	Y 5
A28302-1E	Y 5
A28314	19-1021
A28318-1	WC 23
A28322-1	Y 5
A28328	
A28330	Y 5
A5866	24S48
A58124	24S48
AT-52	24S53
AT-67	26S50
B10106	24A87
FC-5	26C79
FC-9	26C77
L-103	17-5002
L-110A/B	17-1031
L-126	19-4160
L-128	
L-132A	HS 5
L-152	
L-154	17-3495
L-156	HS 5
L-158	
L-160	19-1005
L-162	19-3180
L-163	19-4950
L-167	
L-170	
L-171	
L-177	Y 52[40]
L-179	17-5003
L-186	Y 100
PA28253	19-3036
PA28263	HS 5
PA28276	19-3001
PA28279	WC 15
PA28286	20-1004
PA28292	WC 14
PA28318	WC 23
PB1201	17-3497
PB1202	17-3497
PB1406	26C43
PB1414	26C43
PB3392	17-1004
PB10106-2	26A03
PB10115-4	26S51
PB10125	24A87
PB28278-3	Y 5
PB28320	17-1006

MFR'S. PART	REPLACEMENT
PB28327	WC 22
PC5866	24S48
PC5866P	24S48
PC10104	Fly 59
PC10108	Fly 59
PC10109	26R20
PC10115-6	26S53
PC10147	Fly 106
PC10148	
PC10151	
PC10154-1	26S53
PC10155	Fly 16
PC28255-1	19-3093
PC28255-2	19-3180
PC28255-8	19-3300
PC28255-11	19-3180
PC28278-3	Y 5
PC28302-1	Y 5
PC28317-1	Y 5[3]
PC28326	Y 14[3]
PC58124	24S48
PD58121	26S49
PP28292	WC 14
PR28263	HS 5
TLF114-D	17-1031
TLF115-D	17-1033
TLF137-D	HVO 50
TLF140-D	19-1001
TLF142-D	17-1033
TLF147-D/48-D	
TLF149-D/51-D	
TLF505	WC 11
TLF506	WC 14
TLF517-D	
TLF521-D	
TR36A	26S85
TR50B	26S08
TR51A	Fly 137
TR72	Fly 149[28]
TSP41-	24S50
TSP46-B	24S50
TTR105	26R17
TTR106-D	26C79
TTR152	24A88
TTR153	24S86
TTR154	Fly 1
TTR156	26S52
TTR157	HS 2
TTR158	
TTR159-D	Y 3
TTR168-D	24A89
TTR178-1D	26C41
TVL-177	Y 52[40]
TVL-186	Y 100
162190	WC 33
505867	16-6758
505905	16-3487
505912	26S49
506080	16-3487
507321	17-1033
507343	17-1004
507367	19-1001
507374	
507584	19-3001
507586	19-3001
507587	19-3001
507591	
507970	19-3001
507971	19-3001
508061	17-3495
508069	
508070	
508076	26A03
508157	17-3488
508341	26C93
508667	WC 20
508675	Y 6

MFR'S. PART	REPLACEMENT
508679	Fly 15[2]
508702	
508883	Fly 5
508956	26S52
508967	HS 5
508971	Fly 5
509056	20-1006
509061	17-1003
509341	17-3250
509342	19-4500
509361	WC 23
509375	26S53[4]
509376	24S51
509378	17-1031[1]
509380	26R91
509384	Fly 5[1,5]
509385	Fly 15
509603	17-3401
509679	
509704	Y 6[6]
509706	17-1033
70883	Fly 5
2E78	19-3001
2E79	
2E80	Y 3
9A1979	19-3036
9A2033	19-1002
9A2042	16-6758
9A2063	16-6758
9A2074	20-1004
9A2096	HS 5
9A2108	16-6758
9A2112	16-6758
9A2165	17-1006
9A2166	17-1005
9A2167	17-1002
9A2168	17-1026
9A2169	20-1021
9A2170	17-3495
9A2171	17-1033
9A2172	WC 16
9A2183	WC 15
9A2194	Y 4
9A2195	Y 4
9A2201	17-1026
9A2223	16-3445
9A2225	17-1004
9A2226	17-1002
9A2230	17-1063
9A2256/57	Y 4
9A2262	WC 22
9A2265	17-1033
9A2269	17-1033
9A2273	HS 5
9A2274	Y 4
9A2292	WC 14
9A2293	WC 22
9A2294	HS 3
9A2295	17-3497
9A2316	17-5001
9A2317	17-5003
9A2318	17-5001
9A2319	17-5001
9A2321	20-1045
9A2323	17-3495
9A2327-2	Y 7
9A2333	
9A2334-1	Y 4
9A2334-3	Y 4
9A2334-4	Y 4
9A2336	20-1004
9A2363	17-4536
9A2364	17-4535
9A2365	17-4534
9A2366	20-1004
9A2367	20-1005
9A2368	17-4595

MFR'S. PART	REPLACEMENT
9A2369	17-4534
9A2370	19-4514
9A2371	HS 8
9A2372	HS 7
9A2373-1	Y 76
9A2375	19-3036
9A2380	19-1001
9A2381	WC 22
9A2382	20-1004
9A2383	17-1026
9A2385/-1	Y 76
9A2387	Y 71
9A2398	Y 71
12C23704	24S49
12C23704-2	24S82
12C24070	24S52
12C24170	24S52
12D23699	26F67
12D23699-3	26F67
12D25563	
12D25564	
12E19048-2	26S52[1]
12E23726	26S52
12E23726-1	26S52
12E23939	Fly 80
12E24440	HS 7
12E25423	Fly 97
12E25424	Fly 97
12E26993	HS 7[1]
12E27097	Fly 99
12E27149	Fly 98
12E27156	26S14
12E27189	26S52
12E27949	Fly 98
13A24203	
13A24224	17-5001
13A24937	17-5003[1]
13A26994	
13A26995	
13A26998	
13B23887	
13M23755	Y 5[3]
13M24085	HS 8
13M24086	HS 7
13M24441	HS 8
13M24491	HS 5
13M25686	20-1006
13M26979	
13M26988	
13M26992	HS 8
13M27404	
13M27405	
16A18676	19-1002
16A19365	19-3500
16A20970	19-3250
16A21391	19-3300
16A21701	19-1005
16A22427	19-1004
16A22923	19-6022
16A23889	26C43[1]
16A23889-1	26C43[1]
16A23890	19-1005
16A24019	19-3500
16A24020	19-3180
16A24090	19-1005
16A24505	20-1004[1]
16A24998	19-3125
16A25441	20-1004
16A25688	19-1001
16A26520	19-1004
16A26985	19-1001
16A26986	
16A26987	
16A26991	
16A27202	19-3250
16A27204	19-4400
16A27466	19-3075

MFR'S. PART	REPLACEMENT
16A27467	19-4400
16B25146	26C78
16B25146-3	26C78
20E360	17-1004
20E361	17-3402
20E362	17-1003
20E363-2	
20E363-3	
20E363-4	
20E363-5	
20E409	HS 5
20E410	WC 14
20E415	WC 11
20E424	
22E27	26R14
22E30	24R07
22E31	24A88
22E32	26C95
22E33	24S86
22E34	Fly 1
22E35	24S52
31A-078	19-1021
31A-095	17-1003
31TA-413	
36A1	19-3100
36A2	19-3180
36A4	19-4201[8]
36A5	19-3660
36A7	19-3180[9]
36A8	19-4180
36A9	19-3180[9]
36A10	19-4060
36A11	19-3500
36A12	19-4160
36A16	19-3075[12]
36A17	19-3160[21]
36A19	19-3100
36A21	19-4121[20]
36A22	19-3300
36A25	19-3100[14]
36A28	
36A29	19-3180[8]
36A30	19-3075
36A33	19-3250[8]
36A34	19-4400
36A35	19-3093[9]
36A36	19-3100
36A37	19-3250[20]
50-685	17-5004
51B1857	20-1005
51B1996	20-1020
51X134	26S49
51X150	24S51
51X150A	24S51
51X150H	24S51
51X151	26S52
51X154	24S51
51X156	26S54
51X159	26S53
51X165A	26S49
51X166	24S51
51X166B	24S51
51X167	24S51[1]
51X168	24S51[1]
51X173	26S22
51X174	24S48
51X176	24S51
51X180	24S61
51X181	24S60
51-2101	19-4400[9]
51-2102	19-3660
51-2166	
51-2167	17-4534
51-2168	17-4523
51-2169	HS 4
51-2184	19-4160
52X88	26C93

MFR'S. PART	REPLACEMENT
52X88A	26C93
52X90	26C93
52X91	26C44
52X94	26C93
52X95/-3	26C79
52X95-2	26C79
52X95-4	26C79
52X95-5	26C79
53X291	22R38
53X307	19-1006
53X318	26R95[10]
53X319	Fly 169
53X320	Fly 169
53X323	
53X324	26R93
53X326	Fly 37
53X330	Fly 37
53X331	26R07
53X333	26R34
53X336	26R58
53X337	Fly 24[18]
53X338	Fly 24[18]
53X339	26R24
53X339A	26R24
53X340	26R56
53X340A	26R56
53X342	Fly 37
53X346	Fly 37
53X347	Fly 37
53X350	Fly 202[39]
53X351	
53X354	26R11
53X355	Fly 203
53X359/A	Fly 202
53-398	Y 50
54X7	26A03
54X8	26A03
54X9	26A03
54X10	26A03
54X16	21F08[1]
55C306	24S48
55-304	Fly 146
55-309	26S75[51]
56A253	26C77
201-20265	19-3036
201-23727	20-1005
201-23729	20-1020
201-23744	Y 5[3]
201-23829	17-1004
201-23873	16-3445
201-23873-1	16-3445
201-24043	
201-24056	Y 5[3]
201-24472	HS 7
201-24473-3	HS 8
201-24749	20-1004
201-25360/1	Y 16[3,40]
201-25566	Y 5[3]
201-27120	Y 16[3,40]
1085-27617	
10000061	26A03
10000071	26R20
10000133	26S28
12000082	Fly 58
12000092	Fly 58
12000201	17-3497
12000231	17-1013
14000021	26C44
16000021	19-3036
16000191	20-1004
16000361	Y 5[3]
16000381	Y 5
73000011	24S48
73000071	24S48
73000211	24S60[1]
73000221	24S60[1]

Next page for MODEL & CHASSIS index

Service notes may be found at the end of the FIRESTONE section.

FIRESTONE

MODEL INDEX

MODEL	COLUMN NUMBER	MODEL	COLUMN NUMBER	MODEL	COLUMN NUMBER	MODEL	COLUMN NUMBER	MODEL	COLUMN NUMBER	MODEL	COLUMN NUMBER
13-G-3	1	13-G-109	13	13-G-127	7	13-G-153	15	13-G-174	9	13-G-204/05/06	19
13-G-4	2	13-G-109A	13	13-G-128/29	7	13-G-155	15	13-G-175	9	13-G-208	25
13-G-5	3	13-G-110	6	13-G-130	7	13-G-156	17	13-G-176	8	13-G-209	25
13-G-33	1	13-G-110A	7	13-G-131	13	13-G-157	14	13-G-177	8	13-G-210	21
13-G-44	4	13-G-114	14	13-G-132	7	13-G-159	16	13-G-178	8	13-G-211/12	22
13-G-45	4	13-G-114/A	14	13-G-133	13	13-G-161/62	17	13-G-179	8	13-G-213	22
13-G-46	4	13-G-115/16	7	13-G-134	13	13-G-163	17	13-G-180	8	13-G-214/15	22
13-G-47	4	13-G-117	14	13-G-134	14	13-G-164	7	13-G-181	8	13-G-216/17	22
13-G-48	4	13-G-118	13	13-G-134	17	13-G-165	18	13-G-183	18	13-G-220/221	23
13-G-49/50	13	13-G-119/20	7	13-G-135	7	13-G-166	18	13-G-186	18	13-G-222/223	23
13-G-51/52	5	13-G-121	13	13-G-136	13	13-G-167	18	13-G-187/88	20	13-G-224	23
13-G-53/54	13	13-G-122	13	13-G-145/46	7	13-G-168	9	13-G-189/90	20	13-G-225/226	24
13-G-55	13	13-G-124	13	13-G-147	17	13-G-169	9	13-G-191/92	20	13-G-230	26
13-G-56	11	13-G-125	13	13-G-148	13	13-G-170	9	13-G-193/94	20	13-G-231	26
13-G-57	12	13-G-125	14	13-G-148	17	13-G-171	9	13-G-195/96/97	19	13-G-240/241	27
13-G-58/59	13	13-G-125L	14	13-G-150	10	13-G-172	9	13-G-198/99/200	19	13-S-1	26
13-G-79	13	13-G-126	14	13-G-151	16	13-G-173	9	13-G-201/02/03	19	13-S-2	26
13-G-107/08	13	13-G-126	7	13-G-152/A	16						

CHASSIS INDEX

CHASSIS	COLUMN NUMBER	CHASSIS	COLUMN NUMBER	CHASSIS	COLUMN NUMBER	CHASSIS	COLUMN NUMBER	CHASSIS	COLUMN NUMBER	CHASSIS	COLUMN NUMBER
105-0-700-90	13	105-3-82104/06	13	280-5-21T20/26	18	334-1-9T25A	11	334-4-AM51A/54A	8	334-6-N62/A	23
105-1-700-90/93/96	13	105-3-82110/114	13	280-5-21T31/33/35	20	334-2-MS29A	6	334-4-AM55A/56A	9	334-6-N63/A	24
105-2-700-100/-104/-120	13	105-4-75301	17	280-6-17T25	21	334-2-MS31C-A	7	334-4-AM57A/58A	9	334-6-N66/A	23
105-2-700-140/-144/-150	13	105-4-81786	17	280-6-21T49/58/59	22	334-2-MS31G-A	7	334-4-AS57A/58A/60A	9	347-9-149-B	1
105-2-703	13	105-4-82203	14	291-9-651	3	334-3-GM44A/B	10	334-5-A59C/A/CT	19	349-9-249-B	2
105-2-81700	14	105-4-82204/09/10	17	307-0-9120G/H	4	334-3-MS31D	7	334-5-A59U/A/B	19	438-1-19P6140E	26
105-2-82000	14	199-6-A2010	25	307-0-9123A/B	4	334-3-MS39A/B	7	334-5-A59UT/A	19	438-1-19P6140UE	26
105-2-82001	14	280-4-17T18	18	307-1-9202A/AA	5	334-3-MS39B/5A6A	7	334-5-A61C/A/U	19	438-2-19P62-1	26
105-3-10210/40	16	280-4-21T19/AGH	18	307-1-9202B/BA	5	334-4-AM49A	9	334-6-A62/A	23	438-2-19P62-1U	26
105-3-10272	15	280-5-17T23	18	334-1-1T28A	12	334-4-AM50A/B	8	334-6-A63/A	24	438-3-1872/U	27
105-3-81706	14										

FIRESTONE

PART NAME	1	2	3	4	5	6	7	8	9	10
Flyback	TLF-137-D[1] HVO-50	TTR-154 Fly-1	22E34 Fly-1	508679[2] Fly-5[1]	509384 Fly-5[1, 5]	53X319 Fly-169	53X330 53X326 Fly-37	53X330 53X346[53] Fly-37	53X342 53X347[53] Fly-37	53X337 53X338 Fly-24[18]
Yoke	NOT USED	TTR-159-D Y-3	2E80 Y-3	508675 Y-6	509704 Y-6[6]	9A2257 Y-4	9A2274/56 Y-4	9A2334-4/-1 Y-4	9A2334-1/-3 Y-4	9A2327-2 Y-7
Vertical Output	NOT USED	TTR-153 24S86	22E33 24S86	508956 26S52	509375 26S53[4]	51X151 26S52	51X156 26S54	51X168 26S54[1]	51X168 26S54[1]	51X156 26S54
Vert. Blocking Oscillator	NOT USED	TTR-152 24A88	22E31 24A88	508076 26A03	508076 26A03	54X7 26A03	54X8 26A03	54X10 26A03	54X10 26A03	54X9 26A03
Width Coil	NOT USED	TLF-505 WC-11	20E415 WC-11	508667 WC-20	509361 WC-23	9A2183 WC-15	9A2183 WC-15	9A2183 WC-15	NOT USED	9A2292 WC-14
Linearity	NOT USED	TLF-506 WC-14	20E410 WC-14	162190 WC-33	162190 WC-33	9A2172 WC-16	9A2262 WC-22	9A2262 WC-22	NOT USED	9A2293 WC-22
Power	NOT USED	TTR-105 26R17	22E30 24R07	508702 509679	509380 26R91	53X318 26R95[10]	53X333[13] 26R34	53X339/A 26R24	53X340/A 26R56	53X336 26R58
Filament	NOT USED	NOT USED	22E27 26R14	NOT USED	NOT USED	NOT USED	NOT USED	NOT USED	NOT USED	NOT USED
Focus Coil	NOT USED	TLF-521-D	20E424	NOT USED	NOT USED	NOT USED	NOT USED	NOT USED	NOT USED	NOT USED
Audio Output	TSP-46-B TSP-41-8 24S50	TTR-156 26S52	22E35 24S52	505912 26S49	509376 24S51	51X150A 24S51	51X150A/H 24S51	51X166/B 24S51	51X167 24S51[1]	51X165A 26S49
Choke	TTR-178-1D 26C41	TTR-106-D 26C79	22E32 26C95	508341 26C93	508341 26C93	52X88A 26C93	52X90 26C93	52X95/-3 26C79	52X95/-3 26C79	52X94 26C93
Horizontal Oscillator	TTR-168-D 24A89	TTR-157 HS-2	SEE RINGING COIL	SEE RINGING COIL	SEE RINGING COIL	SEE RINGING COIL	SEE RINGING COIL	SEE RINGING COIL	SEE RINGING COIL	9A2294 HS-3
Horizontal Ringing Coil	NOT USED	NOT USED	20E409 HS-5	508967 HS-5	508967 HS-5	9A2096 HS-5	9A2096 HS-5	9A2096 HS-5	9A2273 HS-5	NOT USED
Antenna Input (Balun)				NOT USED	NOT USED	NOT USED	NOT USED			
Video IF	TLF-147-D	TLF-147-D	20E360 17-1004	509061 17-1003	509061 17-1003	31A-078 19-1021	31A-078 19-1021	9A2316 17-5001[15]	9A2316[17] 17-5001[15]	9A2316 17-5001
Video IF	TLF-148-D	TLF-517-D	NOT USED	507343 17-1004	507343 17-1004	9A2230 17-1063	9A2230 17-1063	9A2317 17-5003	9A2317[17] 17-5003	9A2317 17-5003
Video IF	TLF151-D	TLF148-D	NOT USED	507591	NOT USED	9A2226 17-1002	9A2226 17-1002	9A2318 17-5001	9A2318[17] 17-5001	9A2318 17-5001
Video IF	NOT USED	TLF149-D	NOT USED	NOT USED	NOT USED	NOT USED	NOT USED	9A2319 17-5001	9A2319[17] 17-5001	9A2319 17-5001
Ratio Det. or Quadrature	TLF-142-D 17-1033	TLF115-D 17-1033	20E362 17-1033	507321 17-1033	509706 17-1033	9A2171 17-1033	9A2269/65 17-1033	9A2295 17-3497	9A2295 17-3497	9A2295 17-3497
Trap	NOT USED	TTR-158	20E361 17-3402	NOT USED	509603 17-3401	9A2074 20-1004	9A2074 20-1004	9A2074 20-1004	9A2336 20-1004	9A2074 20-1004
Trap	NOT USED	NOT USED	NOT USED	509056 20-1006	NOT USED	NOT USED	NOT USED	9A2321 20-1045	9A2321 20-1045	9A2321 20-1045
1st Sound IF	TLF114-D 17-1031	TLF114-D 17-1031	20E361 17-3402	508061 17-3495	509378 17-1031[1]	9A2168 17-1026	9A2168 17-1026	9A2201 17-1026	9A2201 17-1026	9A2201 17-1026
2nd Sound IF	NOT USED	NOT USED	NOT USED	508061 17-3495	NOT USED	9A2170 17-3495	9A2170 17-3495	9A2323 17-3495	NOT USED	9A2323 17-3495
AM IF and FM IF	NOT USED	NOT USED	NOT USED	505867 16-6758	NOT USED	NOT USED	9A2112 16-6758	9A2112 16-6758	9A2112 16-6758	NOT USED
AM IF and FM IF	NOT USED	NOT USED	NOT USED	506080 505905 16-3487	NOT USED	NOT USED	9A2063 16-6758	9A2063 16-6758	9A2063 16-6758	NOT USED
Peaking		36UH 19-3036	2E79	507374	509341 19-3250	36A1 19-3100	36A10 19-4060	36A10 19-4060	36A30 19-3075	36A21 19-4121[20]
Peaking		120UH 19-4122	20E363-2	508069	509342 19-4500	36A5 19-3093[9]	36A11 19-3500	36A22 19-3300	36A28 19-4400[16]	36A22 19-3300
Peaking		100UH 19-3100	20E363-4	508070	NOT USED	36A9 19-3180[9]	9A1979 19-3036	36A1 19-3100	36A1 19-3100	36A17 19-3160[21]
Peaking		NOT USED	20-E363-3/5	NOT USED	NOT USED	See note 7	See note 11	See note 11	36A29 19-3180[8]	See note 22
RF Choke		TLF140-D 19-1001	NOT USED	507367 19-1001	507367 19-1001	9A1979 19-3036	9A1979 19-3036	9A1979 19-3036	NOT USED	NOT USED
Filament Choke		NOT USED	2E78 19-3001	507584/6/7 19-3001	507970/1 19-3001	9A2033 19-1002	9A2033 19-1002	9A2033 19-1002	9A2033 19-1002	9A2033 19-1002

Service notes may be found at the end of the FIRESTONE section.

FIRESTONE

PART NAME	11	12	13	14	15	16	17	18	19	20
Flyback	53X319 Fly-169	53X320 Fly-169	A-10104[25] Fly-59	A-10136/37 Fly-58	PC-10155 Fly-16	PC10147 Fly-106	12000082/92 Fly-58	12E-23939 Fly-80	53X350[38] Fly-202 [39]	12E25423/24 Fly-97
Yoke	9A2194 Y-4	9A2195 Y-4	PC-28278-3[26] Y-5	A-28322-1[52] A-28330 Y-5	PC-28326 Y-14[3]	PC28317-1 Y-5[3]	16000361[32] Y-5[3]	201-23744[37] Y-5[3]	9A2373-1 9A2385 Y-76	201-25360 Y-16[3,40]
Vertical Output	51X151 26S52	51X151 26S52	A-10115[27] 26S53	A-10152/-1 26S28	PC-10154-1 26S53	PC10115-6 26S53	10000133 26S28	12E23726/-1 26S52	51X173 26S[22]	12E19048-2 26S52[1]
Vert. Blocking Oscillator	54X7 26A03	54X7 26A03	A-10125[29] 24A87	A10106 24A87	PB-10106-2 26A03	PB10106-2 26A03	10000061 26A03	NOT USED	54X10 26A03	NOT USED
Width Coil	9A2183 WC-15	9A2183 WC-15	PA-28279[30] A-28279-1 WC-15	A-28279-1[30] WC-15	PA-28318 WC-23	PA-28318 WC-23	A28318-1[33] WC-23	NOT USED	9A2381 WC-22	NOT USED
Linearity	9A2172 WC-16	9A2172 WC-16	PP-28292 PA/A-28292 WC-14	PP-28292 PA/A-28292 WC-14	PB-28327 WC-22	PA28318 WC-23	A28292 WC-14	NOT USED	NOT USED	NOT USED
Power	53X318 26R95[10]	53X323	A-10109 PC-10109 26R20	A-10109 PC-10109 26R20	PC-10151	PC10148	10000071 26R20	NOT USED	53X354 26R11	NOT USED
Filament	NOT USED	NOT USED	NOT USED	NOT USED	NOT USED	NOT USED	NOT USED	12D23699/-3 26F67	NOT USED	12D25563/64
Focus Coil	NOT USED	NOT USED	NOT USED	NOT USED	NOT USED	NOT USED	NOT USED	NOT USED	NOT USED	NOT USED
Audio Output	51X150 24S51	51X154 24S51	PC/A-5866[31] 24S48	PC-5866/-P 24S48	A-15832 24S55	A-15832 24S55	73000011[34] 73000071 24S48	12C23704 24S48	51X174[41] 24S48	12C23704[44] 24S49
Choke	52X88 26C93	52X88 26C93	PB/A-1406 26C43	PB/A-1406 26C43	PB-1406 26C43	PB-1414 26C43	14000021 26C44	16A23889/-1 26C43[1]	52X95-2/-4 26C79	16B-25146 26C78
Horizontal Oscillator	SEE RINGING COIL	SEE RINGING COIL	SEE RINGING COIL	SEE RINGING COIL	SEE RINGING COIL	SEE RINGING COIL	SEE RINGING COIL	12E-24440 13M-24086 HS-7	9A2372 HS-7	12E24440 HS-7
Horizontal Ringing Coil	9A2096 HS-5	9A2096 HS-5	PR/A-28263 HS-5	PR/A-28263 HS-5	PR/A-28263 HS-5	PR/A-28263 HS-5	HS-5	13M-24441 13M-24085 HS-8	9A2371 HS-8	13M-24441 HS-8
Antenna Input (Balun)	NOT USED	NOT USED	NOT USED		NOT USED			NOT USED	31TA-413	
Video IF	31A-095 17-1003	31A-095 17-1003	A28280-19 17-1003	A28280-19 17-1003	17-1003	17-1003	22.8MC	13A-24203 17-4503[47]	9A2365 17-4534	13A24203[45] 17-4503[47]
Video IF	9A2165[23] 17-1006	9A2225 17-1004	A3392 17-1004	A3392 17-1004	PB3392 17-1004	PB3392 17-1004	12000231 17-1003	13A24224 17-5001	9A2363 17-4536	13A24224 17-5001[1]
Video IF	9A2166[23] 17-1005	9A2225 17-1004	NOT USED	NOT USED	PB28320 17-1006	PB28320 17-1006	NOT USED	201-23829 17-1004	9A2364 17-4535	13A24937 17-5003[1]
Video IF	9A2167[24] 17-1002	9A2226 17-1002	NOT USED	NOT USED	PB3392 17-1004	PB3392 17-1004	NOT USED	201-24043 13B23887	NOT USED	201-23829 17-1004
Ratio Det. or Quadrature	9A2171 17-1033	9A2171 17-1033	A1201/02 17-3497	A1201/02 17-3497	PB1201/02 17-3497	PB1201/02 17-3497	12000201 17-3497	201-23727 20-1005	9A2367 20-1005	201-23727 20-1005
Trap	9A2074 20-1004	9A2074 20-1004	A28286 20-1004	A28286 20-1004	PA28286 20-1004	PA28286 20-1004	16000191 20-1004	16A24505[35] 20-1004[1]	9A2382 9A2366 20-1004	16A25441 20-1004
Trap	9A2169 20-1021	NOT USED	NOT USED	A28314 19-1021	NOT USED	NOT USED	21.25MC 19-1021	13M25686 20-1006	9A2369 17-4534	16A25441 20-1004
1st Sound IF	9A2168 17-1026	9A2168 17-1026	A28286 20-1004	A28286 20-1004	PA28286 20-1004	PA28286 20-1004	16000191 20-1004	201-23729 20-1020	9A2383[43] 17-1026	201-23729 20-1020
2nd Sound IF	9A2170 17-3495	9A2170 17-3495	NOT USED	NOT USED	NOT USED	NOT USED	NOT USED	201-23873 16-3445	9A2368 17-4595	201-23873 16-3445
AM IF and FM IF	NOT USED	9A2108 16-6758	NOT USED	NOT USED	NOT USED	NOT USED	NOT USED	NOT USED	NOT USED	NOT USED
AM IF and FM IF	NOT USED	9A2042 16-6758	NOT USED	NOT USED	NOT USED	NOT USED	NOT USED	NOT USED	NOT USED	NOT USED
Peaking	36A1 19-3100	36A1 19-3100	A28255-2 19-3180	A28255-2 19-3180	PC28255-2 19-3180	PC28255-2 19-3180	194UH 19-3180	201-20265 19-3036	9A2375 19-3036	16A22427[36,46] 19-1004
Peaking	36A5 19-3093[9]	36A5 19-3093[9]	A28255-1 19-3093	A28255-1 19-3093	PC28255-1 19-3093	PC28255-1 19-3093	130UH 19-3125	16A22923 19-6022	36A5 19-3093[9]	16A24998 19-3125
Peaking	36A7 19-3180[9]	36A7 19-3180[9]	A28255-4 19-3300	A28255-4 19-3300	PC28255-8 19-3300	PC28255-8 19-3300	314UH 19-3300	16A19365 19-3500	36A34 19-4400	16A24020 19-3180
Peaking	See note 7	See note 7	NOT USED	NOT USED	PC28255-11 19-3180	PC28255-11 19-3180	NOT USED	See note 36	See note 42	16A24019 19-3500
RF Choke	9A1979 19-3036	9A1979 19-3036	A28253 19-3036	A28253 19-3036	PA28253 19-3036	PA28253 19-3036	16000021 19-3036	16A21701 19-1005	9A2380 19-1001	16A21701 19-1005
Filament Choke	9A2033 19-1002	9A2033 19-1002	A28276 19-3001	A28276 19-3001	PA28276 19-3001	PA28276 19-3001	19-3001	16A18676 19-1002	NOT USED	201-20265 19-3036

Service notes may be found at the end of the FIRESTONE section.

PART NAME	21	22	23	24	25	26	27			
Flyback	12E-27949 Fly 98	12E-27097 Fly 99	53X359/A Fly 202	53X355 Fly 203	55-304 Fly 146	TR-51A Fly 137	TR-72 Fly 149[28]			
Yoke	201-25360/1 Y 16[3,40]	201-27120 Y 16[3,40]	9A2387 Y 71	9A2388 Y 71	53-398 Y 50	TVL-177 L-177 Y 52[40]	L-186 TVL-186 Y 100			
Vertical Output	12E-27189 26S52	12E-27156 26S14	51X173 21S22	51X173 26S22	55-309 26S75[51]	TR-50B 26S08	TR 36A 26S85			
Vert. Blocking Oscillator	NOT USED	NOT USED	54X10 26A03	54X10 26A03	NOT USED	NOT USED	NOT USED			
Width Coil	NOT USED	NOT USED	9A2381 WC 22	9A2381 WC 22	NOT USED	NOT USED	NOT USED			
Linearity	NOT USED	NOT USED	NOT USED	NOT USED	NOT USED	NOT USED	NOT USED			
Power	NOT USED	NOT USED	53X354 26R11	53X354 26R11	NOT USED	NOT USED	NOT USED			
Filament	NOT USED	NOT USED	54X16 21F08[1]	54X16 21F08[1]	NOT USED	NOT USED	NOT USED			
Focus Coil	NOT USED	NOT USED	NOT USED	NOT USED	NOT USED	NOT USED	NOT USED			
Audio Output	12C23704 24S48	12C23704-2 24S82	51X180 24S61	51X181 24S60	55C306 24S48	AT-52 24S53	AT-67 26S50			
Choke	16B25146-3 26C78	16B25146-3 26C78	52X95-2 26C79	52X95-5 26C79	56A253 26C77	FC-5 26C79	FC-9 26C79			
Horizontal Oscillator	201-24472 HS 7	12E26993 HS 7[1]	9A2372 HS 7	9A2372 HS 7	51-2169 HS 4	SEE RINGING COIL	SEE RINGING COIL			
Horizontal Ringing Coil	201-24473-3 HS 8	13M26992 HS 8	9A2371 HS 8	9A2371 HS 8	NOT USED	L-156 HS 5	L-132A HS 5			
Antenna Input (Balun)		1085-27617								
Video IF	13A-24203 17-4503[47]	13A-26998	9A2365 17-4534	9A2365 17-4534	51-2167 17-4534	L-152	L-171			
Video IF	13A-24224 17-5001[1]	13A26994	9A2363 17-4536	9A2363 17-4536	51-2168 17-4523	L-179 17-5003	L-170			
Video IF	13A-24937 17-5003[1]	13A-26995	9A2364 17-4535	9A2364 17-4535	50-688 17-5004	L-103 17-5002	L-179 17-5003			
Video IF	NOT USED	NOT USED	9A2370 19-4514	9A2370 19-4514	NOT USED					
Ratio Det. or Quadrature	201-23727 20-1005	13M-26988	9A2367 20-1005	9A2367 20-1005	51B1857 20-1005	L-110A/B 17-1031	L-110B 17-1031			
Trap	201-23729 20-1020	13M-26979	9A2366 20-1004	9A2382 20-1004	51B1996 20-1020					
Trap	16A-25441 20-1004	16A-26991	9A2369 17-4534	9A2369 17-4534	NOT USED					
1st Sound IF	201-23729 20-1020	13M-26979	9A2366 20-1004	9A2383 17-1026	51B1996 20-1020	L-154 17-3495	L-154 17-3495			
2nd Sound IF	201-23873 16-3445	201-23873-1 16-3445	9A2368 17-3495	9A2368 17-3495	51-2166	L-167	L-167			
AM IF and FM IF	NOT USED	NOT USED	NOT USED	NOT USED	NOT USED					
AM IF and FM IF	NOT USED	NOT USED	NOT USED	NOT USED	NOT USED					
Peaking	16A-26986	16A-26986	36A12 19-4160	36A12 19-4160	51-2102 19-3660	L-162 19-3180	L-128			
Peaking	16A-27202 19-3250	16A-27202 19-3250	36A28 19-4400[16]	36A35 19-3093[9]	51-2101 19-4400[9]	L-163 19-4950	L-126 19-4160			
Peaking	16A-27467 16A-27204 19-4400	16A-27467 16A-27204 19-4400	36A33 19-3250[8]	36A34 19-4400	51-2184 19-4160	L-160 19-1005	L-199			
Peaking	16A-27466 19-3075	16A-27466 19-3075	NOT USED	See note 50	NOT USED	L-158				
RF Choke	16A-21701 19-1005	16A-2652[048] 19-1004	9A2375 19-3036	9A2375 19-3036	53A307 19-1006					
Filament Choke	16A-25688 19-1001	16A-26985 19-1001	9A2380 19-1001	9A2380 19-1001	NOT USED					

Service notes may be found at the end of the FIRESTONE section.

1 Mounting difference.
2 508971, 708883 replaced by Fly 5 (use schematic #1 packaged with unit).
3 May require use of original network.
4 Connect as autoformer.
5 Use schematic #3 and 5A packaged with unit.
6 Change wiring to conform with original circuit.
7 36A4 replaced by 19-4201[8], 36A8 replaced by 19-4180, 36A2 replaced by 19-3180.
8 Parallel with 2.2K resistor.
9 Parallel with 3.3K resistor.
10 Parallel 6.3V windings.
11 36A16 replaced by 19-3075[12], 36A12 replaced by 19-4160, 36A2 replaced by 19-3180, 36A25 replaced by 19-3100[14].
12 Parallel with 1.5K resistor.
13 53X324 used in chassis 334-2-MS3/CA replaced by 26R93.
53X331 replaced by 26R07.
53X351 - no replacement.
53X291 - 22R38.
14 Parallel with 470 ohm resistor.
15 Use one winding only.
16 Parallel with 6.8K resistor.
17 Some models use the following IF's:
31A-078 replaced by 19-1021,
9A2230 replaced by 17-1062,
9A2333 - no replacement.
18 Connect as original circuit, except connect original #7 to new terminal #5, connect a 56MMFD capacitor from #5 to open end of 5.6K resistor (original terminal #6)
19 Use terminals #3 and #4.
20 Parallel with 8.2K resistor.
21 Parallel with 15K resistor.
22 36A10 replaced by 19-4060, 36A19 replaced by 19-3100 (parallel with 220 ohm resistor).
23 9A2225 (alternate) replaced by 17-1004.
24 9A2226 (alternate) replaced by 17-1002.
25 A/PC-10108, PC-10104, A-10135 used in a few models all replaced by Fly 59.
26 PB-28278-3, A-28278-3, PC-28302-1, A-28330, A-28302-1E all replaced by Y 5.
27 PB-10115-4 used in code 105-1-70090/93/96/140/100/120/144/150 replaced by 26S51.
28 Use original mounting brackets:
Original terminals 5 - 6 - 7 - 8
new terminals 1 - 2 - 3 - 4
29 PB10125, A/B10106, A-10134 all replaced by 24A87.
30 A-28318-1 replaced by WC 23.
31 PC/A-58124 replaced by 24S48, PD-58121 replaced by 26S49.
32 16000381 (alternate) - replaced by Y 5.
33 A-28279-1 (alternate) replaced by WC 15.
34 73000211/221 used in model 13-G-163 replaced by 24S60[1].
35 201-24749 replaced by 20-1004.
36 16A-21391 replaced by 19-3300,
16A-20970 replaced by 19-3250,
16A-24090 replaced by 19-1005.
37 13M-23755, 201-24056, 13M-23755, 201-25566 replaced by Y 5[3].
38 53X355 replaced by Fly 203.
39 Original terminals 4 - 3 - 2 - 1
new terminals 4 - 7 - 6 - 5
40 Connect and mount same as original.
41 51X176 replaced by 24S51.
42 36A1 replaced by 19-3100,
36A12 replaced by 19-4160,
36A37 replaced by 19-3250[20],
36A28 replaced by 19-4400[16],
36A33 replaced by 19-3250[8].
43 9A2366 replaced by 20-1004.
44 12C-24170 used in chassis 280-5-21T31/21T33 replaced by 24S52.
45 201-24043, 13B-23887, 13A-24203 - no replacement.
46 16A-22923 replaced by 19-6022,
16A-19365 replaced by 19-4400.
47 Add 100MMFD coupling capacitor externally.
48 13M-27404/05, 16A-26987/86 - no replacement.
50 36A36 replaced by 19-3100,
36A1 replaced by 19-3100,
36A12 replaced by 19-4160,
36A37 replaced by 19-3250[20].
51 Connect #1 to plate, #2 to B plus, #7 to yoke #6, #10 to yoke #4.
52 A-28328 used in CODE 105-3-81706 - no replacement.
53 To replace 53X342/346/347 with Fly 37 use the following connections:
Original terminals 6 - 5 - 4 - 3 - 1 - A - G
new terminals 13 - 10 or 11 - 6 - 5 or 4 - 1 or 2 - 9 - 8

PARTS LIST

USE THIS PAGE if PART NUMBER is available.

GENERAL ELECTRIC

MFR'S. PART	REPLACEMENT
K63J132-1	26R92
K63J134-1	22S93
K63J135-1	20C54[2]
K65J434-2	
K65J435	24S86[3]
K65J436	20C65[3]
K65J437	20C64[3]
K65J438	26S49
K66J300	
K66J301	26C45[2]
K66J302	
K66J303	
K66J304-1	
K66J382	
K66J429	
K66J691	26S49
K66J733	
K67J23	26S49
K67J460-1	24S51
K67J461-1	
K67J533-1	
K68J13	26S48
K68J283-1	
K68J294	20C64
K68J295	20C64
K68J297	24S86[3]
K68J41-1	26S49
K68J420	26R18
K68J420-2	26R18
K68J436	24S86[3]
K68J489	26S53
K68J489-1	26S53
K68J490-1	24S50[3]
K68J640	26R71
K68J842	26S53
K69J305	
K69J367-1	26C92[3]
K69J449	26R18
K69J620	24S50[3]
K69J673	24A88[3]
K69J681	26C44[3]
K69J682	26C43[3]
K69J719	
K69J88	26C41
K69J91-1	26S50
K69J91-2	24S50
K69J91-3	26S50
K69J91-4	26S50
K69J91-6	26S50
K71J129	24S53
K71J129-1	24S53
K71J363	Fly-3[2]
K71J417	24S51
K71J63-1	
K71J631-1	20C53
K71J811-1	26C41
K71J83-1	
K71J844-1	26A04
K71J844-2	26A04
K71J845-1	26S53[3]
K71J87-1	26S49
K82J154-1	Fly-3
K82J154-2	Fly-3[2]
K82J182-1	20C49
K82J183-1	
K82J184-1	
K82J363	21F08[3]
K82J493	
K82J154-2	Fly-3
K83J374-1	26S52[3]
K83J542-1	26C44
K83J999-4	26S49
K109J2-4	24S51
K109J2-4-7	24S51
K109J2-4	24S51
K109T2-6	24S51
K115J217-1	26S19
K115J630-11	26C41
K115J857-2	26A02[61]
K117J416A	
K119J14	
K119J15	26R88[41]
K119J17	26C91
K119J18-1	26C44
K128J68-3	26C41
K128J68-4	26C41
K129J26	26R92[41]
K129J27	26R72[3,41]
K129J91	26S54
K132J30-1	26A03
K138J72-1	26S73[3]
K138J73-1	24S60[3]
K142J98	26R40
K144J26	26R39

MFR'S. PART	REPLACEMENT
K148J27-1-2	22S48
K148J27-2	22S48
K148J53-4	26C41
K149J79-1	26A02[46]
K149J80-1	26R41
K188J46-1	26R71
M73J824-1	
M73J918-1	
M73J932	
M76J102	19-1001
M76J328-1	
M76J35-1	
M76J35-2	
M76J505	
M76J505-2	19-3036
M76J505-3	
M76J581-1	HS-2[3]
M76J582-2	
M76J582-3	WC-14
M76J588-1	
M76J792-1	
M76J809-1	
M77J-1	Fly-3
M77J1	Fly-3
M77J1-2	Fly-3
M77J1-4	Fly-3[2]
M77J1-7	Fly-3[2]
M77J1-13	Fly-3[2]
M77J1-16	Fly-5
M77J2-1	Fly-3
M77J2-3	
M77J3-1	
M77J3-2	
M77J3-3	
M77J3-5	
M77J3-6	
M77J3-8	
M77J3-9	
M77J3-11	
M77J4-1	WC-14
M77J4-2	WC-14
M77J4-3	WC-14
M77J4-4	WC-18
M77J4-5	WC-22
M77J4-6	
M77J4-12	
M77J4-13	WC-18[41]
M77J4-15	
M77J5-1	HS-7
M77J7-1	
M77J11-1	
M77J11-8	Y-27
M77J11-11	
M77J11-17	Y-29
M77J11-20	Y-30
M77J11-23	Y-30
M77J11-25	Y-30
M77J13-2	Fly-49
M77J13-3	Fly-49
M77J13-4	Fly-49
M77J414-1	FC-3
M77J414-2	FC-3
M77J432-1	HS-2
M77J643-2	Y-28
M123J423-1	26S49
M123J462-1	24S49
M123J472-1	26S52[3]
M123J72-1-1	26S75[29,58]
M123J720-2-1	24S48
M123J722-1	26C44
M123J828-1	26S76[59]
M123J846-1	26S06
M123J878-1	26S76[59]
P74J18-2	26C41
P74J257-1	
P74J590-1	Fly-3
P74J615	Fly-3
P74J615-2	Fly-3
P74J615-6	Fly-5
P74J616-6	Fly-3
P79J893-1	Y-34
P125J238-1	
P125J530-1	
RLA-031	
RLA-036	15-1083
RLA-037	15-1083
RLA-040	15-1083
RLA-041	15-1083
RLA-042	15-1084
RLA-043	15-1089
RLA-045	15-1089
RLA-046	15-1091
RLA-047	15-1090
RLA-050	15-1092

MFR'S. PART	REPLACEMENT
RLA-053	15-1093
RLC-091	HS-7
RLC-102	HS-2[23]
RLC-103	26A04
RLC-107	HS-2
RLC-108	26A04
RLC-125	HS-7
RLC-137	26A02[46]
RLD-001	
RLD-004	
RLD-005	WC-22
RLD-006	
RLD-007	
RLD-010	
RLD-012	WC-14
RLD-013	
RLD-014	WC-14
RLD-015	
RLD-016	WC-18
RLD-017	WC-20
RLD-018	WC-14
RLD-019	WC-14
RLD-020	WC-22
RLD-023	
RLD-024	
RLD-025	Y-27
RLD-027	WC-18[43]
RLD-028	
RLD-030	Y-28
RLD-031	
RLD-033	
RLD-034	
RLD-037	Y-28
RLD-038	Y-30
RLD-039	Y-29
RLD-040	Y-30
RLD-041	Y-30
RLD-042	Y-31
RLD-043	WC-19
RLD-044	WC-19
RLD-045	Y-30
RLD-046	WC-19
RLD-047	Y-31
RLD-048	WC-19
RLD-049	WC-19
RLD-050	
RLD-051	Y-32
RLD-052	Y-32
RLD-053	WC-21
RLD-054	WC-18[43]
RLD-056	WC-14[3]
RLD-057	WC-18[3]
RLD-058	WC-21
RLD-059	Y-34
RLD-060	WC-18
RLD-065	WC-21
RLD-066	WC-22[43]
RLD-067	Y-32
RLD-068	Y-33
RLD-069	Y-21
RLD-071	Y-14[55]
RLD-072	Y-21
RLD-073	Y-33
RLD-074	Y-14[55]
RLD-075	Y-33
RLD-076	Y-14[55]
RLD-080	Y-51
RLD-091	HS-7
RLD-150	
RLF-005	20C65[3]
RLF-006	20C64[3]
RLF-008	
RLF-010	20C54[2]
RLF-011	26C45[2]
RLF-013	
RLF-017	
RLF-018	20C64
RLF-019	20C64
RLF-021	
RLF-023	
RLF-024	19-3036
RLF-025	
RLF-026	
RLF-028	
RLF-031	26C43[3]
RLF-032	26C44[3]
RLF-038	
RLF-039	
RLF-040	20C53
RLF-041	
RLF-042	FC-3
RLF-043	
RLF-045	26C91
RLF-046	

MFR'S. PART	REPLACEMENT
RLF-047	FC-3
RLF-048	26C44
RLF-050	
RLF-051	26C78
RLF-056	26C78
RLF-061	26C91
RLF-062	26C44
RLF-068	26C41
RLF-069	26C93
RLF-070	26C78
RLF-072	26C77
RLF-073	26C41
RLF-074	26C77
RLF-075	26C41
RLF-076	26C77
RLF-078	26C41
RLF-079	26C79
RLF-080	26C79
RLI-005	19-1001
RLI-038	19-4160
RLI-042	
RLI-043	
RLI-055	HS-5
RLI-059/60	20C64
RLI-061	
RLI-063	19-1002
RLI-067	
RLI-068	19-3250
RLI-069	17-1034
RLI-085	19-1002
RLI-086	
RLI-089	
RLI-090	
RLI-093	19-3160
RLI-096	17-4534
RLI-097	16-3445
RLI-100	17-4502
RLI-104	19-1920
RLI-108	19-1920
RLI-109	19-1921
RLI-110	17-4502
RLI-111	20-1004
RLI-122	19-1002
RLI-123	17-4500
RLI-131	20-1049
RLI-132	17-4503
RLI-133	17-4504
RLI-134	19-3250
RLI-135	17-4538
RLI-137	19-3250
RLI-138	19-1005
RLI-139	17-3402
RLI-140	17-3401
RLI-141	19-5100
RLI-142	19-1001
RLI-143	19-4201
RLI-144	17-4523
RLI-148	19-3180
RLI-149	19-3250
RLI-150	
RLI-151	20-1004
RLI-153	19-1005
RLI-154	19-4500
RLI-155	19-5100
RLI-156	19-3250
RLI-161	19-3160[26]
RLI-162	19-3160
RLI-173	17-4534
RLI-175	19-4121
RLI-176	19-3180[31]
RLI-177	19-3036
RLI-179	17-4538
RLI-180	16-3445
RLI-181	20-1004
RLI-182	20-1004
RLI-183	19-3180
RLI-184	19-3250
RLI-192	20-1049
RLI-193	19-3160
RLI-194	19-3300
RLI-195	19-3036
RLI-196	19-3125[39]
RLI-197	19-3250
RLI-200	20-1045
RLI-201	20-1049
RLI-202	17-3401
RLI-203	20-1004
RLI-204	19-3125
RLI-205	19-3125
RLI-206	20-1049
RLI-207	19-3100
RLI-208	19-3300[21]
RLI-209	19-3250
RLI-210	HS-5

MFR'S. PART	REPLACEMENT
RLI-212	19-3125[39]
RLI-213	20-1045
RLI-214	19-3036
RLI-215	20-1004
RLI-216	
RLI-217	20-1049
RLI-220	19-3180
RLI-226	17-3401
RLI-228	16-3445
RLI-241	19-7068
RLI-243	20-1004
RLI-244	20-1004
RLI-245	19-3160[31]
RLI-246	20-1049
RLI-247	HS-5
RLI-260	19-7068
RLI-263	19-3160
RLI-269	17-4522
RLI-270	19-3300
RLI-277	17-3401
RLI-278	17-4534
RLI-279	20-1049
RLI-280	16-3445
RLI-291	20-1004
RLI-292	20-1045
RLI-293	20-1044
RLI-294	20-1044
RLI-295	19-7068
RLI-296	19-1005
RLI-300	19-3180[31]
RLI-301	19-1001
RLI-310	19-3180[49]
RLI-311	19-3180[21]
RLI-312	20-1020
RLI-315	19-3300
RLI-317	19-3100
RLI-319	17-4502
RLI-320	20-1020
RLI-321	HS-5
RLI-322	19-7068[39]
RLI-323	17-4534
RLI-324	20-1004[3]
RLI-325	20-1044
RLI-326	17-4538
RLI-327	19-3660
RLI-328	19-3300[21]
RLI-331	19-3250
RLI-332	17-4538
RLI-336	
RLI-337	
RLI-338	
RLI-339	HS-12
RLI-340	19-1004
RLI-342	19-3660
RLI-343	20-1020
RLI-344	HS-8
RLI-345	19-4400
RLI-350	19-1001
RLI-352	19-3500
RLI-353	19-1001
RLI-354	17-4534
RLI-356	19-1001
RLI-357	HS-8
RLI-360	19-1001
RLI-361	
RLI-362	
RLI-363	
RLI-364	20-1049
RLI-365	HS-11
RLI-367	19-4400
RLI-368	19-4950
RLI-380	HS-12
RLI-382	19-3100
RLI-383	19-4201
RLI-384	19-1001
RLI-385	
RLI-386	
RLI-391	
RLI-393	
RLI-394	
RLI-413	
RLI-422	
RLI-424	HS-14
RLI-425	
RLI-426	
RLI-428	19-1005
RLI-429	19-1005
RLI-430	19-3500
RLI-431	HS-13
RLI-434	
RLI-435	
RLI-439	HS-15
RLI-440	
RLI-441	

MFR'S. PART	REPLACEMENT
RLI-445	19-3250
RLI-456	HS-13
RLI-1043	
RLP-010	17-1003
RLP-011	17-1003
RLP-012	17-1003
RLP-013	17-1003
RLP-014	17-1003
RLP-016	17-4536
RLP-018	17-4502
RLP-019	17-4500
RLP-020	17-4502
RLP-021	17-4500
RLP-022	17-4500
RLT-001	Fly-3
RLT-002	Fly-3
RLT-003	Fly-3
RLT-004	Fly-3
RLT-005	Fly-3
RLX-024	19-3036
RLX-029	
RLX-038	
RLX-042	17-4523
RTD-003	
RTD-005	
RTD-006	17-3494
RTD-008	17-3493
RTD-009	
RTD-011	17-1033
RTD-012	17-1033[34]
RTD-013	17-1033[34]
RTD-014	17-1033[34]
RTD-015	17-1033[34]
RTD-018	17-1033[34]
RTD-019	17-3497
RTD-020	17-3474
RTD-021	17-3497
RTD-023	17-3497[34]
RTD-024	17-3474
RTD-025	17-3475
RTD-026	17-3476
RTD-027	17-3459
RTD-030	17-3458
RTD-032	17-3476
RTF-002	21F09
RTF-003	26S63[30]
RTF-004	21F08[3]
RTL-017	
RTL-022	
RTL-023	
RTL-024	
RTL-025	
RTL-027	
RTL-034	
RTL-037	
RTL-038	
RTL-043	16-6767
RTL-046	
RTL-047	
RTL-049	
RTL-054	16-6758
RTL-055	
RTL-056	
RTL-066	26C79
RTL-078	16-6758
RTL-080	16-3487
RTL-081	
RTL-082	
RTL-083	
RTL-084	
RTL-085	17-1012
RTL-089	
RTL-090	17-1011
RTL-096	26C79
RTL-101	
RTL-102	
RTL-104	
RTL-118	17-4535
RTL-119	17-4500
RTL-120	16-3445
RTL-122	
RTL-125	17-5003
RTL-126	
RTL-127	17-4536
RTL-137	
RTL-138	17-4536
RTL-144	17-4522
RTL-145	17-4523
RTL-147	17-4502
RTL-153	17-4522
RTL-154	17-4524
RTL-155	17-4522
RTL-165	26A03
RTL-175	17-4522

CONTINUED NEXT PAGE

Service notes may be found at the end of the GENERAL ELECTRIC section.

Printed in USA

PARTS LIST (CONTINUED)

USE THIS PAGE if PART NUMBER is available.

MFR'S. PART	REPLACEMENT
RTL-176	17-4524
RTL-178	17-4522
RTL-179	17-4524
RTL-180	16-3445
RTL-185	
RTL-186	17-4523
RTL-187	17-4524
RTL-191	17-4524
RTL-192	17-4536
RTL-194	17-5014
RTL-195	17-5014
RTL-198	
RTL-199	
RTL-200	
RTL-208	17-5014
RTL-209	17-5014
RTL-214	17-5014
RTL-215	
RTL-216	
RTL-217	
RTL-218	
RTL-219	
RTL-220	
RTM-001	
RTM-003	HS 2[3]
RTM-007	24A88[3]
RTM-008	16-3445
RTO-016	24S86[3]
RTO-017	26S49
RTO-020	Fly 3
RTO-026	22S93
RTO-027	26S49
RTO-029	Fly 3
RTO-032	
RTO-035	26S49
RTO-041	
RTO-051	24S51
RTO-052	26S48
RTO-053	24S86[3]
RTO-054	Fly 3
RTO-058	Fly 3
RTO-059	Fly 3
RTO-060	Fly 3
RTO-061	26S53
RTO-062	24S50[3]
RTO-064	26S53
RTO-066	26S50
RTO-067	Fly 3
RTO-068	Fly 3
RTO-071	Fly 3
RTO-072	24S50
RTO-073	26S49
RTO-074	24S86[3]
RTO-076	Fly 3[2]
RTO-077	24S50[3]
RTO-080	Fly 3[2]
RTO-081	24S53
RTO-082	26S50
RTO-084	26S49
RTO-085	Fly 3[2]
RTO-086	26S50
RTO-088	Fly 3[2]
RTO-089	24S51
RTO-090	Fly 3[2]
RTO-092	Fly 3
RTO-096	26C41
RTO-097	26S53[3]
RTO-101	Fly 49
RTO-102	
RTO-103	26A04
RTO-104	Fly 49
RTO-105	26S50
RTO-109	Fly 49
RTO-114	Fly 49
RTO-116	Fly 5
RTO-117	26S52[3]
RTO-120	24S51
RTO-121	26S29
RTO-123	24S51
RTO-124	24S51
RTO-125	Fly 86
RTO-126	Fly 86
RTO-127	Fly 86
RTO-129	Fly 87
RTO-130	Fly 87
RTO-131	Fly 88
RTO-132	Fly 88
RTO-134	24S51
RTO-135	26S49
RTO-136	26S29

MFR'S. PART	REPLACEMENT
RTO-139	24S51
RTO-140	24S51
RTO-141	Fly 88
RTO-142	26S29
RTO-146	Fly 19
RTO-146-3	Fly 19
RTO-148	Fly 19
RTO-149	Fly 90
RTO-149-1	Fly 90
RTO-150	Fly 90
RTO-151-3	Fly 102
RTO-153	24S60[3]
RTO-154	26S54
RTO-155	26S24
RTO-156	26S49
RTO-159	26S29
RTO-161	Fly 112
RTO-162	26S73[3]
RTO-163	24S60[3]
RTO-165-1	Fly 105
RTO-166	Fly 104
RTO-166-5	Fly 104
RTO-167	26S52
RTO-168	24S48
RTO-169	24S61
RTO-170	24S61
RTO-173	Fly 105
RTO-174	Fly 104
RTO-175/-33	Fly 94
RTO-178	22S98
RTO-179/-4	Fly 107
RTO-180	26S52
RTO-181	24S51
RTO-183	Fly 108
RTO-184	26S25
RTO-187	Fly 94
RTO-188	
RTO-189	26S06
RTO-190	Fly 108[44]
RTO-192	26A02[3]
RTO-193	26S06
RTO-194	26S49
RTO-196	Fly 144
RTO-197	26S49
RTO-198	26S52[3]
RTO-207	Fly 166
RTO-208	Fly 145
RTO-209	26S30
RTO-210	24S48
RTO-212	26S06
RTO-213	24S53
RTO-214	Fly 167
RTO-215	26A02[61]
RTO-216	26S06
RTO-217	26S49
RTO-308	
RTO-2141-11	Fly 167
RTP-014	17-103[34]
RTP-030	
RTP-035	26R92
RTP-040	
RTP-062,-066	26R18
RTP-300	26R18
RTP-301	26R18
RTP-302	
RTP-303	
RTP-308	
RTP-309	
RTP-310	
RTP-313	
RTP-314	
RTP-315	26R88[41]
RTP-318	26R71
RTP-321	26R92[41]
RTP-322	26R72[3,41]
RTP-325	26R71
RTP-326	26R39
RTP-327	26R40
RTP-329	
RTP-331	26R41
RTP-335	
RTP-399	
T75J159-1	
T75J480	
T75J499-1	
T75J499-3	
WT35X18	HS 7
WT35X24	HS 2
WT35X25	26A04
WT35X29	26A02[46]

MFR'S. PART	REPLACEMENT
WT35X34	HS 5
WT35X35	
WT35X36	
WT35X37	HS 5
WT36X1	
WT36X2	WC 22
WT36X3	WC 14
WT36X4	WC 18
WT36X5	WC 20
WT36X6	WC 14
WT36X7	WC 14
WT36X8	WC 22
WT36X10	WC 18[41]
WT36X11	
WT36X12	
WT36X14	
WT36X15	WC 19
WT36X16	WC 19
WT36X17	WC 21
WT36X18	WC 18
WT36X19	WC 14[3]
WT36X20	WC 18[3]
WT36X21	WC 21
ET36X22	WC 18
WT36X22	WC 18
WT36X25	WC 21
WT36X26	WC 22[43]
WT36X27	
WT36X30	19-3036
WT36X47	19-4160
WT36X57	
WT36X59	19-3250
WT36X66	19-1002
WT36X69	19-3160
WT36X70	17-4534
WT36X72	17-4502
WT36X76	19-1920
WT36X77	19-1921
WT36X78	17-4502
WT36X79	20-1004
WT36X87	17-4500
WT36X88	20-1049
WT36X89	17-4503
WT36X90	17-4504
WT36X91	19-3250
WT36X92	17-4538
WT36X94	17-3402
WT36X95	17-3401
WT36X96	19-4201
WT36X97	19-4201
WT36X98	17-4523
WT36X101	19-3180
WT36X102	
WT36X103	20-1004
WT36X105	19-1005
WT36X106	19-4500
WT36X107	19-5100
WT36X108	19-3250
ET36X109	
WT36X110	19-3160[26]
WT35X111	19-3160
WT35X113	
ET36X116	
WT36X116	17-4534
ET36X117	
WT36X118	19-4121
WT36X119	19-3180[31]
WT36X120	19-3036
WT36X121	17-4538
WT36X122	20-1004
WT36X123	20-1004
WT36X124	19-3180
WT36X125	19-3250
WT36X132	20-1049
WT36X133	19-3160
ET36X134	19-3300
WT36X134	19-3300
WT36X135	19-3036
WT36X136	19-3125[39]
WT36X137	19-3250
WT36X139	20-1045
WT35X140	20-1049
WT36X141	17-3401
WT36X142	20-1004
WT36X143	19-3125
WT36X144	19-3125
WT35X145	20-1049
WT36X146	19-3100
WT36X147	19-3300[21]
WT36X148	19-3250

MFR'S. PART	REPLACEMENT
WT36X149	19-3125[39]
WT36X150	20-1045
WT36X151	19-3036
WT36X152	20-1004
WT36X153	
WT36X154	20-1049
ET36X157	19-3180
WT36X157	19-3180
WT36X163	17-3401
WT36X176	20-1004
WT36X177	20-1004
WT36X178	19-3160[31]
WT36X179	20-1049
WT36X180	HS 5
WT36X191	19-7068
WT36X194	19-3160
WT36X200	17-4522
WT36X206	17-3401
WT36X207	17-4534
WT36X208	20-1049
WT36X215	20-1004
WT36X216	20-1045
WT36X217	20-1044
WT36X218	20-1044
WT36X219	19-7068
WT36X220	19-1005
WT36X224	19-3180[31]
WT36X225	
WT36X233	19-3180[49]
WT36X234	19-3180[21]
WT36X235	20-1020
WT36X237	19-3300
WT36X239	19-3100
WT36X240	17-4502
WT36X241	20-1020
WT36X242	HS 5
WT36X243	19-7068[39]
WT36X244	17-4534
WT36X245	20-1004[3]
WT36X246	20-1044
WT36X247	20-1049
WT36X248	19-3300[21]
WT36X251	19-3250
WT36X252	17-4538
WT36X256	
WT36X257	
WT36X258	
WT36X259	HS 10
WT36X260	19-1008
ET36X261	19-3660
WT36X261	19-3660
WT36X262	20-1020
WT36X263	HS 8
ET36X264	19-3375
WT36X264	19-4400
WT36X269	19-1001
ET36X271	19-3500
WT36X271	19-3500
WT36X272	19-1001
WT36X273	17-4534
WT36X274	20-1049
ET36X275	19-3300
WT36X275	19-1001
WT36X276	HS 8
WT36X279	19-1001
WT36X280	
WT36X281	20-1049
WT36X282	HS 11
WT36X283	19-4400
ET36X283	19-4400
WT36X284	19-4950
WT36X292	HS 12
WT36X294	19-3100
WT36X295	19-4201
WT36X296	19-1001
WT36X297	
WT36X300	
WT36X301	
WT36X302	
WT36X315	
WT36X324	HS 14
WT36X325	
WT36X326	
WT36X327	19-1005
WT36X328	19-1005
WT36X329	19-3500
WT36X330	HS 13
WT36X331	
WT36X334	HS 15
WT36X335	

MFR'S. PART	REPLACEMENT
WT36X336	
WT36X339	19-3250
WT36X344	19-1009
ET36X345	19-4500
WT36X345	
ET36X349	HS 13
WT36X349	HS 13
WT36X352	17-1003
WT36X354	17-4536
WT36X355	
WT36X356	17-4500
WT36X357	17-4502
WT36X358	17-4500
WT36X359	17-4500
WT36X366	
WT36X368	
WT36X373	
WT36X374	19-3300
ET36X375	19-3300
WT36X376	19-3660
WT36X377	
ET36X378	
WT36X378	
ET36X379	
WT36X379	
WT36X381	19-1000
WT36X382	
WT36X383	
WT36X386	19-2003
WT36X387	19-1015
WT36X388	
ET36X393	
WT36X400	
WT36X401	19-1005
WT36X402	HS 16
ET36X405	
WT36X405	
ET36X409	
WT36X409	
ET36X410	19-3125
WT36X410	19-3125
WT36X411	19-4201
WT36X413	19-2001
WT36X414	
WT36X415	
ET36X420	19-1005
ET36X424	19-3250
ET36X425	19-3250
WT36X425	19-3250
WT36X427	19-1004
ET36X433	19-3100
WT36X435	
ET36X436	
WT36X436	
ET36X440	
WT36X444	
WT36X445	
WT36X446	
ET36X447	
WT36X447	
ET36X448	20-1051
WT36X448	
ET36X537	WC 35
ET36X538	HS 8[43]
ET36X539	19-3060
ET36X540	
ET36X543	
ET36X544	19-3060
ET36X547	19-3060
ET36X548	19-3125
ET36X549	
ET36X550	17-6011
ET36X558	
ET36X582	
ET36X583	19-3036
ET36X584	
ET36X585	
ET36X586	
ET36X587	
ET36X589	20-1051
ET36X599	
ET36X600	
ET36X602	
ET36X603	
ET36X604	20-1051
ET36X609	
ET36X613	
ET36X628	
ET36X634	
ET36X635	19-4073

MFR'S. PART	REPLACEMENT
ET36X636	19-3036
ET36X637	
ET36X640	
ET36X644	
ET36X645	19-4201
ET36X646	
ET36X647	
ET36X648	
ET36X649	20-1051
ET36X650	HS 13
ET36X651	
ET36X662	HS 16
ET36X663	
ET36X664	
ET36X665	
ET36X667	
ET36X683	
ET36X686	
ET36X687	19-3375
ET36X692	HS 13
ET36X694	19-3600
ET36X695	
ET36X710	
ET36X717	19-3375
WT36X875	19-3300
WT37X1	
WT37X4	15-1083
WT37X5	15-1083
WT37X6	15-1083
WT37X7	15-1083
WT37X8	15-1084
WT37X9	
WT37X11	
WT37X12	
WT37X13	
WT37X17	
WT37X23	15-1093
WT37X25	15-1091
WT37X28	15-1093
WT37X31	
WT51X3	
WT51X5	HS 2[3]
WT51X7	24A88[3]
WT51X8	16-3445
WT56X1	
WT56X3	
WT56X5	
WT56X6	
WT56X10	
WT56X12	
WT56X14	17-4532
WT56X19	
WT56X20	
WT56X22	17-3493
WT56X23	
WT56X24	17-1033
WT56X25	17-103[34]
WT56X26	17-103[34]
WT56X27	17-103[34]
WT56X28	17-103[34]
WT56X30	17-103[34]
WT56X31	17-3497
WT56X32	17-3474
WT56X33	17-3497
WT56X35	17-3497[34]
WT56X36	17-3474
WT56X37	17-3475
WT56X38	17-3476
WT56X39	17-3459
WT56X41	17-3458
WT56X42	17-3476
WT56X43	17-4524
WT56X44	17-4524
WT56X45	
WT56X46	
WT56X47	17-3476
WT56X48	
WT56X49	
WT56X50	
ET56X57	20-1050
WT61X1	17-1034
WT61X2	16-3445
WT61X3	16-3445
WT61X4	16-3445
WT61X5	16-3445
WT61X6	
WT61X7	
WT61X8	
WT61X10	
EA61X11	16-6780

CONTINUED NEXT PAGE

Service notes may be found at the end of the GENERAL ELECTRIC section.

PARTS LIST (CONTINUED)

USE THIS PAGE if PART NUMBER is available.

GENERAL ELECTRIC

MFR'S. PART	REPLACEMENT
WT61X11	16-6780
WT61X12	
WT61X14	
WT61X15	
WT61X17	26C79
WT61X22	
WT61X23	
WT61X24	
WT61X25	17-1012
WT61X26	
WT61X27	
WT61X28	
WT61X29	
WT61X30	
WT61X31	17-4501
WT61X32	17-4500
WT61X33	16-3445
WT61X34	
WT61X35	17-5003
WT61X36	
WT61X37	17-4536
WT61X38	
WT61X39	17-4536
WT61X43	17-4522
WT61X44	17-4523
WT61X46	17-4502
WT61X47	17-4522
WT61X48	17-4522
WT61X62	17-4522
WT61X63	17-4524
WT61X65	17-4522
WT61X66	16-3445
WT61X67	
WT61X68	17-4523
WT61X69	17-4524
WT61X70	17-4524
WT61X71	17-4536
WT61X72	17-5014
WT61X73	17-5014
WT61X74	
WT61X75	
WT61X80	17-5014
WT61X81	17-5014
WT61X82	17-5014
WT61X83	
WT61X84	
WT61X85	
WT61X86	
WT61X87	
WT61X91	24S48
WT61X92	24S48
WT61X93	
WT61X94	
WT61X95	
WT61X99	
WT61X100	
WT61X101	
WT61X102	
WT61X106	
WT61X107	
WT61X108	
WT61X110	16-6758
WT61X111	16-6758
WT61X115	
ET61X118	
ET61X120	
ET61X121	
ET61X124	
ET61X125	

MFR'S. PART	REPLACEMENT
ET61X126	
ET61X127	
ET61X128	17-3417
ET61X129	17-6018
ET61X130	17-6019
ET61X131	17-6012
ET61X132	26S48
ET61X133	
ET61X134	
ET61X136	
ET61X137	
ET61X139	
ET61X140	
ET61X141	
ET61X142	
ET61X143	
ET61X144	
ET61X146	
ET61X147	
ET61X148	
ET61X149	
ET61X150	
ET61X151	
ET61X639	
WT63X1	20C65[3]
WT63X2	20C64[3]
WT63X3	
WT63X4	
WT63X5	
WT36X6	20C64
WT63X7	20C64
WT63X9	
WT63X10	
WT63X11	
WT63X13	26C43[3]
WT63X14	26C44[3]
WT63X16	
WT63X17	20C53
WT63X18	
WT63X19	FC 3
WT63X20	
WT63X22	
WT63X23	FC 3
WT63X25	
WT63X26	26C78
WT63X30	26C78
WT63X34	26C91
WT63X35	26C44
WT63X40	26C41
WT63X41	26C93
WT63X42	26C44
WT63X44	26C77
WT63X45	26C41
WT63X47	26C41
WT63X48	26C77
WT63X50	26C44
WT63X51	26C79
WT63X52	26C79
WT63X53	20C64
WT63X54	20C64
WT63X55	26C79
WT63X56	26C79
WT63X57	26C79
ET63X58	26C77
WT63X58	26C77
ET63X59	26C81
ET63X60	26C76
ET63X61	26C79
ET63X62	26C81

MFR'S. PART	REPLACEMENT
ET63X63	26C79
ET63X64	26C80
ET63X65	26C78
WT64X1	21F08[3]
WT64X2	26S63[30]
WT64X3	21F08[3]
WT64X5	26A03
WT64X7	24S86[3]
WT64X8	26S49
WT64X9	26S09
WT64X10	
WT64X12	26S48
WT64X13	24S86[3]
WT64X14	26S53
WT64X15	24S50[3]
WT64X16	26S53
WT64X17	26S49
WT64X18	24S86[3]
WT64X19	24S50[3]
WT64X20	24S53
WT64X21	26S50
WT64X22	26S49
WT64X23	26S50
WT64X24	26C41
WT64X25	26S53[3]
WT64X26	
WT64X27	26A04
WT64X28	26S50
WT64X30	26S52[3]
WT64X31	26S29
WT64X32	24S51
WT64X33	24S51
WT64X34	24S51
WT64X35	26S49
WT64X36	26S29
WT64X37	24S51
WT64X38	24S51
WT64X39	26S29
WT64X40	26S54
WT64X41	26S24
WT64X42	26S49
WT64X43	26S29
WT64X45	26S73[3]
WT64X46	24S60[3]
WT64X47	24S51[3]
WT64X48	24S61
WT64X49	24S61
WT64X50	22S48
WT64X51	26S52
WT64X52	24S51
WT64X53	26S19
WT64X54	26A02[69]
WT64X55	26S19
WT64X56	26S49
WT64X57	24S49
WT64X58	26S52[3]
WT64X61	26S30
WT64X62	24S48
WT64X63	26S06
WT64X64	24S53
WT64X65	26A02[3]
WT64X66	26S06
WT64X67	26S49
WT64X69	26S06
WT64X70	22S87
WT64X71	
WT64X72	26S46
WT64X73	26F68
WT64X74	

MFR'S. PART	REPLACEMENT
WT64X75	26S49
WT64X76	22S88
WT64X77	26S03
WT64X79	
ET64X80	26S50
WT64X81	26S48
WT64X82	
ET64X83	
ET64X84	26S06
WT64X84	26S06
ET64X85	26S53
WT64X85	26S53
WT64X86	
WT64X87	26S86
WT64X88	
WT64X89	
WT64X90	22S25
WT64X91	
WT64X92	24S53
WT64X93	26S55[86]
WT64X94	24S115
WT64X95	22S21
WT64X96	
WT64X97	26S48
WT64X98	26S07[3]
WT64X99	
WT64X100	
WT64X101	
WT64X102	26S86
WT64X138	
WT64X147	
WT76X1	
WT76X3	
WT76X4	
WT76X5	
WT76X6	Y 27
WT76X7	
WT76X8	
WT76X9	
WT76X10	Y 28
WT76X11	Y 29
WT76X12	Y 30
WT76X13	Y 30
WT76X14	Y 31
WT76X15	
WT76X16	Y 32
WT76X17	Y 34
WT76X19	Y 32
WT76X20	Y 33
WT76X21	Y 21
WT76X22	Y 33
WT64X23	Y 33
WT76X24	Y 14[55]
WT76X26	Y 51
WT76X27	Y 80
WT76X28	Y 80
WT76X31	Y 80
ET76X32	Y 107
ET76X33	Y 80
ET76X36	Y 81
ET76X37	Y 81
ET76X38	Y 81
WT77X2	Fly 3
WT77X3	Fly 3
WT77X4	Fly 3[2]
WT77X5	Fly 3[2]
WT77X6	Fly 3[2]
WT77X7	Fly 3
WT77X9	Fly 49

MFR'S. PART	REPLACEMENT
WT77X10	Fly 49
WT77X11	Fly 49
WT77X12	Fly 49
WT77X13	Fly 5
WT77X15	Fly 86
WT77X16	Fly 86
WT77X17	Fly 87
WT77X18	Fly 87
WT77X19	Fly 88
WT77X20	Fly 88
WT77X21	Fly 19
WT77X22	Fly 90
WT77X23	Fly 90
WT77X24	Fly 102
WT77X26	Fly 112
WT77X27	Fly 105
WT77X28	Fly 104
WT77X29	Fly 105
WT77X30	Fly 94
WT77X31	Fly 107
WT77X32	Fly 108
WT77X33	Fly 94
WT77X34	
WT77X35	Fly 107
WT77X37	Fly 144
WT77X38	Fly 166
WT77X39	Fly 145
WT77X40	Fly 167
WT77X41	Fly 223
WT77X42	Fly 177
WT77X43	Fly 178
WT77X44	Fly 178
WT77X45	Fly 234
WT77X46	Fly 235
WT77X47	Fly 178[80]
ET77X48	Fly 178
ET77X49	
ET77X64	Fly 178
ET77X66	
ET77X67	
ET77X68	Fly 178
ET77X69	
ET77X71	Fly 178
ET77X72	
ET77X73	Fly 273
ET77X74	
ET77X76	
ET77X77	
ET77X78	
WT88X5	26R18
WT88X6	26R18
WT88X7	26R18
WT88X8	26R18
WT88X9	26R18
WT88X10	
WT88X11	
WT88X12	
WT88X14	
WT88X15	
WT88X16	26R88[41]
WT88X17	26R71
WT88X20	26R92[41]
WT88X21	
WT88X23	26R91[44]
WT88X24	26R39
WT88X25	26R40
WT88X26	
WT88X27	26R41
WT88X29	

MFR'S. PART	REPLACEMENT
WT88X34	
WT88X36	26R47
WT88X39	
WT88X40	
WT88X41	
WT88X42	
ET88X46	26R122
WT88X46	26R122
WT88X47	
WT88X48	
WT88X49	
WT88X51	
ET88X53	
WT88X53	
WT88X54	
WT88X54	
ET88X56	
WT88X57	
ET88X58	
ET88X59	26R51
ET88X61	26R150
ET88X62	
ET88X63	
ET88X64	
ET88X65	
ET88X66	
ET88X67	26R51
ET88X69	
ET88X70	
ET88X71	
ET88X72	
ET88X74	
ET88X75	
ET88X76	26R150
ET88X77	26R150
ET88X78	
ET88X79	26R106[3]
ET88X85	26R150
WT105X24	19-1001
WT105X41	17-3494
WT105X42	
WT105X43	
WT105X44	16-6758
WT105X45	15-3487
WT105X46	
WT105X47	
WT105X48	
WT105X49	
WT105X57	
83J270	26S63[30]
83J284	26S70[3,29]
83J284-2	26S70[3,29]
83J284-4	26S70[3]
83J374-2	26S71[29]
83J750	24S51
109J2-3	24S51
115J217-2	26S19
115J857-1	26A02[3]
123J827-1	26C44[3]
123J829-1	24S53
128J68-1	26C41
128J68-1-2-3	26C41
128J68-2	26C41
132J21-1	26S49
134J74-1	26S73
134J74-2	26S73
143J53-1	26S52
144J45-1	24S61

Next page for MODEL index

Service notes may be found at the end of the GENERAL ELECTRIC section.

GENERAL ELECTRIC

MODEL INDEX

MODEL	COLUMN NUMBER
AM684XCL/XVY	44
AM684XWD	44
AM685XCL/XVY	44
AM685XWD	44
CAM602VVY	36
CAM602WVY	40
CAM602XVY	44
CAM604VBG	36
CAM604WTS	40
CAM605WTS	40
CAM606XVY	44
CAM620VVY	36
CAM620WVY	40
CAM621WVY	40
CAM720VBZ	36
CAM720VVY	36
CAM720VWD	36
CAM720WBZ/WVY	40
CAM724WEB	40
CAM726WEB	40
CAR620XVY	45
CBM304VEB	36
CBM602VBG	36
CBM602WVY	40
CBM602XVY	44
CBM603VVY	36
CBM620VVY	36
CBM620WVY	40
CBM720WBZ	40
CBR620XVY	45
CCM602WVY	40
CCM618XVY	45
CCM620VVY	36
CCM620WVY	40
CCM720WBZ	40
CCR618XVY	45
CDM304VWD	36
CDM306VVY	36
CDM602WVY	40
CDM618XVY	45
CDM620VVY	36
CDM620WVY	40
CDR620XVY	45
CEM304VWD	36
CEM602WVY	40
CFM602WVY	40
CFM602XVY	45
CFM606XVY	45
CFM618XVY	45
CHM618XVY	45
M110YBG/YSB	47
M111TBG/YSB	47
M112YBN/YRD/YVY	47
M113YBN/YRD/YVY	47
M114YEB	47
M115YEB	47
M116YVY/YWD	47
M117YVY/YWD	47
M180YVY/YWD	47
M181YGL/YWD/YVY	47
M200XGN	41
M200YBN	43
M201XGN	41
M201YBN	43
M202WGN	38
M202XBN/XGN	41
M202XGR	41
M203WGN	38
M203XBN/XGN	41
M203XGR	41
M204WBN/WEB	38
M204WVY	38
M204XBN/XGR	41
M204XVY	41
M204YGN/YTS	43
M204YVY	43
M205WBN/WEB	38
M205WVY	38
M205XBN/XGR	41
M205XVY	41
M205YGN/YTS	43
M205YVY	43
M206XBN/XEB	41
M206XVY	41
M206YBN/YTS	43
M207XBN/XEB	41
M207XVY	41
M207YBN/YTS	43
M208YBN/YGN	43
M208YVY	43
M209YBN/YGN	43
M209YVY	43
M210YBG/YBL	43
M210YEB	43
M211YBG/YBL	43
M211YEB	43
M300TGR	34
M301TGR	34
M302TBN	34
M303TBN	34
M304VGR	36
M305VGR	36
M306VWD	36
M307VWD	36
M308VBG	36
M310VEB/VVY	36
M311VVY	36
M420VBZ/VEB	36
M420VMD/VOA	36
M421VEB/VMD	36
M424VMD	36
M426VGL/VMD/VWD	36
M426WGL/WWD	36
M427VWD	36
M427WGL/WWD	40
M430VBN	36
M431VBN	36
M432VMD/VOA	36
M433VMD/VOA	36
M500XBG/XRD	42
M500XTS	42
M501XBG/XRD	42
M501XTS	42
M502XBN/XEB	42
M502XVY	42
M503XBN/XEB	42
M503XVY	42
M504YBG	49
M505YBG	49
M602VGR	36
M603VGR	36
M604VBG/VBN	36
M604WBG/WGL	40
M605VBG	36
M605WBG/WGL	40
M606VVY/VEB/VTS	36
M606WEB/WGN	40
M607VVY/VTS	36
M607WEB/WGN	40
M608WBN/WVY	40
M608XGL/XGN	44
M608XVY	44
M608YBG/YVY	48
M609WBN/WVY	40
M609XGL/XGN	44
M609XVY	44
M609YBG/YVY	48
M610VGR	36
M610WVY	40
M611VGR	36
M611WVY	40
M614VCL/VOA/VWD	36
M614WWD	40
M614XCL/XWD	44
M614XCL/XWD	44
M615VWD	36
M615WWD	40
M615XCL/XWD	44
M616XCL/XVY	44
M616XWD	44
M616YCL/YWD/YVY	48
M617XCL/XVY	44
M617XWD	44
M617YCL/YWD/YVY	48
M684XCL/XVY	44
M684XWD	44
M685XCL/XVY	44
M685XWD	44
M720VBZ/VMD	36
M720VOA/VWD	36
M720WBZ/WMD	40
M720WOA/WMD	40
M720XEB/XMD	44
M720XOA/XWD	44
M720YEB	50
M721VBZ/VMD	36
M721WBZ/WMD	40
M721WOA/WWD	40
M721XEB/XMD	44
M721XOA/XWD	44
M721YEB	50
M722YMD/YOA/YWD	50
M723YMD/YOA/YWD	50
M730VMD/VWD	36
M730WMD/WWD	40
M730XMD/XWD	44
M730YMD/YWD	50
M731VMD/VWD	36
M731WMD/WWD	40
M731XMD/XWD	44
M731YMD/YWD	50
M732VMD/VOA	36
M732WMD/WMP	40
M732WOA/WWD	40
M732XMD/XOA	44
M732XWD	44
M732YMD/YMP/YOA/YWD	50
M733VMD/VOA	36
M733WMD/WMP	40
M733WOA/WWD	40
M733XMD/XOA	44
M733XWD	44
M733YMD/YMP/YOA/YWD	50
M734VMD/VWD	36
M734WMD/WOA	40
M734WWD	40
M734XMD/XMP	44
M734XWD	44
M734YMD/YMP	50
M735WMD/WOA	40
M735WWD	40
M735XMD/XMP	44
M735XWD	44
M735YMD/YMP/YWD	50
M736VMD/VOA/VWD	36
M736WMD/WWD	40
M736YVY/YWL	50
M737VMD/VWD	36
M737WMD/WWD	40
M737YVY/YWL	50
M738VMD/VOA/VWD	36
M738WMD/WMP	40
M738WOA/WWD	40
M738XCL/XMD	44
M738XWD	44
M739VOA/VWD	36
M739WMD/WMP	40
M739WOA/WWD	40
M739XCL/XMD	44
M739XWD	44
M740VMD/VMP/VOA	36
M740WMD/WMP	40
M740WWD	40
M741VMD/VMP/VOA	36
M741WMD/WMP	40
M741WWD	40
M742XMD/XMP	44
M742XWD	44
M742YBH/YMD/YMP/YWD/YWL	50
M743XMD/XMP	44
M743XWD	44
M743YBH/YMD/YMP/YWD/YWL	50
M750VMD/VMP/VWD	36
M751VMD/VWD/VMP	36
M752VCD/VWD	36
M753VCD/VWD	36
M758XMD/XMP	44
M758XWD	44
M758YMD/YMP/YWD	50
M759XMD/XMP	44
M759XWD	44
M759YMD/YMP/YWD	50
M760WCD/WMD	40
M760WWD	40
M760XMD/XOA	44
M760XWD	44
M760YMD/YOA/YWD	50
M761WCD/WMD	40
M761WWD	40
M761XMD/XOA	44
M761XWD	44
M761YMD/YOA/YWD	50
M762XMD/XMP	44
M762XWD	44
M762YMD/YMP/YWD	50
M763XMD/XMP	44
M763XWD	44
M763YMD/YMP/YWD	50
M766XMD/XMP	44
M766XWD	44
M766YMD/YMP/YWD	50
M767XMD/XMP	44
M767XWD	44
M767YMD/YMP/YWD	50
M770WMD/WMP	40
M770WWD	40
M770XMD/XMP	44
M770XWD	44
M771WMD/WMP	45
M771WWD	40
M771XMD/XMP	44
M771XWD	44
M771XWD	45
M780WCL/WMD	40
M780WWD	40
M781WCL/WMD	40
M781WWD	40
M782VMD/VWD	36
M782YMD/YMP/YWD	50
M783VWD	36
M783YMD/YMP/YMD	50
M784YMD/YMP/YWD	50
M785YMD/YMP/YWD	50
M786XMP/XWD	44
M786YMP/YWD	50
M787XMP/XWD	44
M787YMP/YWD	50
M788XCL/XMD	44
M788XWD	44
M788YCD/YMD/YWD	50
M789XCL/XMD	44
M789XWD	44
M789YCD/YMD/YWD	50
M870VWD	37
M871VWD	37
M920YEB	51
M921YEB	51
M930XEB	46
M931XEB	46
M934XMD/XWD	46
M934YMD/YWD	51
M935XMD/XWD	46
M935YMD/YWD	51
M940WMD/WMP/WWD	39
M940XMD/XWD	46
M940XMP	46
M940YMD/YMP/YWD	51
M941WMD/WMP/WWD	39
M941XMD/XWD	46
M941XMP	46
M941YMD/YMP/YWD	51
M950WMD/WWD	39
M950XMD/XWD	46
M950YMD/YMP/YWD	51
M951WMD/WWD	39
M951XMD/XWD	46
M951YMD/YMP/YWD	51
M960WMD/WMP/WWD	39
M960XMD/XWD	46
M960XMP	46
M960YMD/YMP/YWL	51
M961WMD/WMP/WWD	39
M961XMD/XWD	46
M961XMP	46
M961YMD/YMP/YWD/YWL	51
PAM112YVY	47
PAM113YVY	47
PAM202YEB/YVY	43
PAM203YEB/YVY	43
PAM426XGL/XWD	45
PAM427XGL/XWD	45
PAM718YBZ/YMD	50
PAM719YBZ/YMD	50
PAM722YWD	50
PAM723YWD	50
PAM758YMD/YMP/YWD	50
PAM759YMD/YMP/YWD	50
PAM762YMD/YMP	50
PAM763YMD/YMP	50
R306VWD	36
R310VVY	35
R420VMD	36
R432VMD/VOA	36
R604VBG	36
R606VVY	36
R608WVY	40
R608YBG/YVY	48
R608XGL/XVY	44
R610VVY	36
R610WVY	40
R732WMD/WWD	40
R734XMD/XMP	44
R734XWD	44
R734YMD/YWD	50
R738VMD/VMP/VWD	36
R738WMD/WWD	40
R740VCD/VMD/VWD	36
R741VMD	36
R750VCD/VMD/VWD	36
R762XMD/XMP	44
R762XWD	44
R762YMD/YWD	50
R770WMP/WWD	40
R870VWD/VML	37
SAM200XBN	41
SAM202XVY	41
SAM203XVY	41
SAM204XVY	41
SAM205XVY	41
SAM206W	38
SAM206XGL	41
SAM207W	38
SAM208YBN/YGN	43
SAM208YVY	43
SAM209YBN/YGN	43
SAM209YVY	43
SAM210YBG/YBL	43
SAM210YEB	43
SAM211YBG/YBL	43
SAM211YEB	43
SAM212YVY	43
SAM213YVY	43
SAM214YGL	43
SAM215YGL	43
SAM216YGL	43
SAM217YGL	43
SAM300TGR	34
SAM302TBN/TEB	34
SAM302TGL	34
SAM303TGL	34
SAM304VEB	36
SAM304VGR	36
SAM306VVY	36
SAM306VWA	36
SAM306VWD	36
SAM308VWA	36
SAM310VEB	36
SAM310VVY	36
SAM418VWD	36
SAM420VVY	36
SAM426VGL	36
SAM426VWD	36
SAM602VVY	36
SAM604VBG	36
SAM604VVY	36
SAM604WTS/WVY	40
SAM604YBN/YGL	48
SAM605YBN/YGL	48
SAM606VBG	36
SAM606WVY	40
SAM608WBG	40
SAM608WGR	40
SAM608WGR/WWD	40
SAM610VVY	36
SAM720VBZ	36
SAM720VEB	36
SAM720VMD	36
SAM720VWD	36
SAM720WEB/WMD	40
SAM720WWD	40
SAM721VWD	36
SAM721WEB/WWD	40
SAM724VMP	36
SAM724VWD	36
SAM725VMP	36
SAM725VWD	36
SAM732VMD	36
SAM732VOA	36
SAM732VWD	36
SAM732WMD/WWD	40
SAM733WMD/WWD	40
SAM734WMP/WWD	40
SAM735WMP/WWD	40
SAM738VMD	36
SAM738VOA	36
SAM738VWD	36
SAM738WMP/WWD	40
SAM739VMD	36
SAM740VMD	36
SAM741VMD	36
SAM742WMD/WMP	40
SAM742WOA	40
SAM743WMD/WMP	40
SAM743WOA	40
SAM774WMD/WWD	40
SAM776WMD	44
SAM788XCL/XMD	45
SAM788XWD	44
SAM789XCL/XMD	44
SAM789XWD	44
SAR306VWA	36
SAR604VVY	36
SAR732VMD/VWD	36
SAR740VMP	36
SAR750VMP	36
SBM204XBG	41
SBM205XBG	41
SBM304VVY	36
SBM602VVY	36
SBM604YBG/YGN	48
SBM605YBG/YGN	48
SBM608WBG/WGR	40
SBM720WGN	40
SBM734WMD/WWD	40
SBM735WMD/WWD	40
SBR306VWD	36
SCM302TBN	36
SCM304VGR	36
SDM304VVY	36
SEM304VVY	36
SFM304VVY	36
SGM304VVY	36
UHF-103	14
9T001/UHF	28
9T002/UHF	28
10C101/02	4
10T1/4/5/6	4
12C101/02/05	4
12C107/B	6
12C108/B	6
12C109/B	6
12K1	5
12T1	4
12T3/B	6
12T4/B	6
12T7	7
14C102/03	7
14P1208/UHF	29
14P1209/UHF	29
14P1210/UHF	29
14P1211/12/UHF	29
14P1215/16/UHF	29
14T007/008/009/UHF	23
14T010/011/UHF	23
14T012/014/UHF	23
14T016/017/018/UHF	23
14T020	23
14T2/3	7
16C103/04	7
16C110/111/113	7
16C115/16/17	7
16K1/2	7
16T1/2/3	7
16T4/5/6	7
17C101/02	7
17C103/04/05	8
17C107/08/09	8
17C110/111	9
17C112	8
17C113	12
17C114	8
17C115/17/20	12
17C125/UHF	14
17C127/UHF	16
17P1325/UHF	30
17P1326/27/UHF	30
17P1328/UHF	30
17P1329/UHF	30
17P1330/UHF	30
17P1331/UHF	30
17P1332/UHF	30
17P1333/34/35/UHF	30
17T025/26/27	26
17T1/2/3/4/5/6	8
17T7	12
17T10/11/12/UHF	13
17T14	20

CONTINUED NEXT PAGE

MODEL INDEX
(CONTINUED)

GENERAL ELECTRIC

MODEL	COLUMN NUMBER
17T15/UHF	16
17T16	20
17T17/UHF	16
17T20	17
17T21/22	21
17T2405/06/UHF	32
17T2407/08/UHF	32
17T2410/11/12/UHF	32
17T2414/15/UHF	32
17T2430/31/UHF	32
17T2432/33/UHF	32
17T3304/05/06/UHF	34
17T3306A/B/C/UHF	34
17T3307/08/UHF	34
17T3310/11/UHF	34
17T3312/13/UHF	34
17T3314/UHF	34
17T3315/UHF	34
17T3315G/UHF	34
17T3316/UHF	34
17T3315/16/UHF	34
17T3317/18/UHF	34
17T3319/UHF	34
17T3320/UHF	34
17T3320A/M/UHF	34
17T3320R/S/UHF	34
17T3321/UHF	34
17T3321R/22/UHF	34
17T3324/UHF	34
17T3331U/UHF	34
17T3332/33/UHF	34
17T3334/UHF	34
19C101	2
19C105/06	11
20C105/06	13
20C107/UHF	14
20C150/51	11
20T2	13
21C40	22
21C102	20
21C103/04/05	17
21C106/07/08/09	21
21C110/11/12/13	24
21C114	16
21C115/16/17/UHF	16
21C119/20/21/UHF	16
21C123/24/25/26/27	24
21C128/29/30/31	22
21C133/34/35/36/UHF	25
21C137/138/UHF	27
21C140	25
21C141/42/UHF	25
21C143/44	27
21C151/52/56/57	22
21C158/59	27
21C160/161/162/UHF	27
21C172/UHF	27
21C200	13
21C201/02/UHF	14
21C204	14
21C206/UHF	14
21C208/U/UHF	14
21C210/14/UHF	14
21C225/26/27/28/UHF	15
21C299/30/31/32/33/UHF	15
21C238	20
21C240/41/42/UHF	18
21C243/44/45/UHF	18
21C347/48/49/50/51	19
21C1449/UHF	30
21C1450/UHF	30
21C1536/37	31
21C1548/49/50/UHF	31
21C1551/52/53/UHF	31
21C1554/55/56/UHF	31
21C1557/58/UHF	31
21C1559/60/UHF	31
21C1562/63/UHF	31
21C1564/A/UHF	31
21C1566/67/UHF	31
21C1570/UHF	31
21C1572/73/UHF	31
21C1574/UHF	31
21C1585/86/UHF	31
21C1587/88/UHF	31
21C2437/38/39/UHF	32
21C2440/41/UHF	32
21C2442/43/UHF	32
21C2444/45/46/UHF	32
21C2447/48/49/UHF	32
21C2460/61/UHF	32
21C2465/UHF	32
21C2470/71/UHF	32
21C2478/79/UHF	32
21C2535/36/UHF	33
21C2550/51/UHF	33
21C2558/59/UHF	33
21C2560/61/UHF	33
21C2574/75/UHF	33
21C2576/77/78/UHF	33
21C3438/UHF	34
21C3439/40/UHF	34
21C3441/42/43/UHF	34
21C3444/45/46/UHF	34
21C3448/UHF	34
21C3450/51/UHF	34
21C3457/UHF	34
21C3458/59/UHF	34
21C3460/A/UHF	34
21C3461/A/UHF	34
21C3477/UHF	34
21C3478/79/UHF	34
21C3480/81/UHF	34
21C3482/83/UHF	34
21C3488/89/UHF	34
21C3490/91/UHF	34
21C3492/UHF	34
21C3567/UHF	35
21C3568/69/UHS	35
21C3570/71/UHF	35
21C3573/UHF	35
21C3575/76/UHF	35
21C3580/81/UHF	35
21C3585/86/UHF	35
21L2555/UHF	33
21L2556/UHF	33
21L2557/UHF	33
21L3455/56/UHF	34
21T029/030	22
21T038/39/41/42	24
21T043/45/48	24
21T050/054/055/UHF	27
21T056/057	27
21T060/061/UHF	27
21T1/U/UHF	14
21T2	13
21T3/UHF	14
21T4/5	13
21T6/UHF	14
21T7/8	15
21T10/11/12/14/15/UHF	16
21T17/18	20
21T19/UHF	16
21T20/21/UHF	15
21T22/23/24/25	17
21T26/27/UHF	18
21T28	20
21T30/31	19
21T32/33	21
21T34	17
21T35/6/7	21
21T1438/UHF	30
21T1439/UHF	30
21T1536/37/UHF	31
21T1538/UHF	31
21T1540/41/42/UHF	31
21T1543/44/UHF	31
21T1580/81/UHF	31
21T1582/83/UHF	31
21T2417/18/UHF	32
21T2419/20/UHF	32
21T2421/22/UHF	32
21T2424/25/UHF	32
21T2426/27/UHF	32
21T2429/UHF	32
21T2580/81/UHF	33
21T3414/15/UHF	34
21T3416/UHF	34
21T3417/A/UHF	34
21T3418/A/UHF	34
21T3419/UHF	34
21T3419A/M/UHF	34
21T3420/UHF	34
21T3420S/WA/UHF	34
21T3421/UHF	34
21T3422/UHF	34
21T3425/UHF	34
21T3427/28/UHF	34
21T3429/30/UHF	34
21T3431/32/UHF	34
21T3434/UHF	34
21T3435/36/UHF	34
21T3437/UHF	34
21T3559/UHF	34
23C3484/A/UHF	34
23C3485/86/UHF	34
23C3493/94/UHF	34
23C3495/97/UHF	34
23C3498/99/UHF	34
24C101	10
24C180/81	24
24C182/83/UHF	27
24C1660/A/UHF	31
24C1661/UHF	31
24C1670/71/UHF	31
24T070/071	24
800A/B/C/D	4
801	3
802	3
803	3
805/06/07/09	4
810	1
811	1
814	1
815	2
817	4
818	5
820	1
821	4
821B	4
830/35/40	1

CHASSIS INDEX

CHASSIS	COLUMN NUMBER
A	4
AK	13
AY-50	51
C	10
CW	39
CX	46
D	9
E	14
EE	15
F	16
G	17
H	18
J	19
K	20
LW	38
LX	41
LY	43
M	23
M3	30
M4	32
M5	34
M6	36
MA2F	40
MM	26
MW	40
MX	44
MXT	45
MX	44
N	21
O	22
Q	23
Q2	29
Q3	29
QX	42
QY	49
S	24
SA-101	40
SA-300/10	44
ST	25
SY	47
T	28
TU-220A/E	44
U	27
U2	31
U3	33
U4	35
U5	37

GENERAL ELECTRIC

PART NAME	1	2	3	4	5	6	7	8	9	10
Flyback	RTO-068/71[1] Fly-3	RTO-068/088 Fly-3[2]	RTO-071[11] Fly-3[2]	RTO-071/068/076 Fly-3[2]	RTO-071/76 Fly-3[2]	RTO-076 Fly-3[2]	RTO-090/85/76 Fly-3[2]	RTO-090 Fly-3	RTO-101 Fly-49	RTO-104 Fly-49
Yoke	RLD-006/7/10	RLD-013/23	RLD-001	RLD-013/10/15	RLD-013/015	RLD-013	RLD-025[17] Y-27	RLD-025 Y-27	RLD-037[20] Y-28	RLD-034
Vertical Output	RTO-053 24S86[3]	RTO-074 24S86[3]	RTO-016 24S86[3]	RTO-064 26S53	RTO-064 26S53	RTO-064 26S53	RTO-064 26S53	RTO-064 26S53	RTO-102	RTO-097 26S53[3]
Vert. Blocking Oscillator	NOT USED	RTM-007 24A88[3]	NOT USED	NOT USED	NOT USED	NOT USED	NOT USED	NOT USED	NOT USED	RLC-103 26A04
Width Coil	RLD-014[5] WC-14	RLD014/18/19 WC-14	RLD-017 WC-20	RLD-019/014/018 WC-14	RLD-018 WC-14	RLD-014 WC-14	RLD-014 WC-14	RLD-014 WC-14	RLD-031	RLD-033
Linearity	RLD-005[6] WC-22	RLD-014 WC-14	NOT USED	RLD-020[13] WC-22	RLD-020 WC-22	RLD-020 WC-22	RLD-016[18] WC-18	RLD-016 WC-18	RLD-027 WC-18[43]	RLD-027 WC-18[43]
Power	RTP-300/301[7] RTP-062/066 26R18	RTP-303	RTP-040/030	NOT USED	RTP-302	NOT USED	RTP-302	NOT USED	RTP-309	RTP-310
Filament	NOT USED	NOT USED	NOT USED	NOT USED	NOT USED	NOT USED	NOT USED	NOT USED	NOT USED	NOT USED
Focus Coil	RLF-013/017/021	NOT USED	RLF-008	RLF-026/028 RLF-025/017	RLF-028	NOT USED	RLF-038/39	RLF-043/050	RLF-046	RLF-047 FC-3
Audio Output	RTO-052[8] 26S48	RTO-073/84 26S49	RTO-017/27/35 26S49	RTO-062/077[14] 24S50[3]	RTO-051 24S51	RTO-086[16] 26S50	RTO-086[16, 19] 26S50	RTO-086/082[16] 26S50	RTO-105 26S50	RTO-096 22S58
Choke	RLI-059/060 20C64	RLF-018/019[9] 20C64	RLF-005[10] 20C65[3]	RTL-096/066 26C79	RTL-096 26C79	RTL-096 26C79	RTL-096 26C79	RTL-096 26C79	RLF-045 20C49	RLF-040[22] 20C53
Horizontal Oscillator	RTM-003 HS-2[3]	RLC-091 HS-7	RTM-001	RLC-091[12] HS-7	RLC-091 HS-7	RLC-091 HS-7	RLC-091 HS-7	RLC-091 HS-7	RLC-091 HS-7	RLC-102 HS-2[23]
Horizontal Ringing Coil	NOT USED	RLC-091 HS-7	NOT USED	RLC-091[12] HS-7	RLC-091 HS-7	RLC-091 HS-7	RLC-091 HS-7	RLC-091 HS-7	RLC-091 HS-7	NOT USED
Antenna Input (Balun)	RLA-031 15-0083			RLF-023		RLF-023	RLA-036 15-1083	RLA-036 15-1083	RLA-037 15-1083	RLA-037 15-1083
Video IF	RTL-081	RTL-101	RTL-023/046	RLI-096 17-4500	RLI-096 17-4534	RLP-016 17-4536	RLP-016 17-4536	RLP-016 17-4536	RTL-126	RTL-118 17-4535
Video IF	RTL-082	RTL-102	RTL-024/047	RLI-110 17-4502	RLI-110 17-4502	RLI-123 17-4500	RLI-096 17-4534	RLI-096 17-4534	RTL-125 17-5003	RLI-133 17-4504
Video IF	RTL-083	RTL-104	RTL-025/049	RLP-011/012/013 17-1003	RLP-014 17-1003	RLI-110 17-4502	RLI-110 17-4502	RLI-110 17-4502	RLP-018 17-4502	RLI-131 20-1049
Video IF	RTL-084/089	NOT USED	RTL-055/056	RLP-016 17-4536	NOT USED	RLX-029	RLX-029	RLX-029	RLP-019 17-4500	See note 24
Ratio Det. or Quadrature	RLD-007	RTD-009	RTD-003/005	RTD-008 17-3493	RTD-008 17-3493	RTD-008 17-3493	RTD-008 17-3493	RTD-008 17-3493	RTD-011 17-1033	RTD-008 17-3493
Trap	RLI-061	RLI-111 20-1004	NOT USED	RLI-100 20-1004	RLI-100 20-1004	RLI-100 20-1004	RLI-100 20-1004	RLI-100 20-1004	RLI-151 20-1004	RLI-140 17-3401
Trap	NOT USED	NOT USED	NOT USED	NOT USED	NOT USED	NOT USED	NOT USED	NOT USED	NOT USED	RLI-135[25] 17-4538
1st Sound IF	RTL-090 17-1011	RLI-089		RLI-097 16-3445	RLI-097 16-3445	RLI-097 16-3445	RLI-097 16-3445	RLI-097 16-3445	RLI-151 20-1004	RLI-139 17-3402
2nd Sound IF	RTL-085 17-1012	RTI-090		RLI-069 17-1034	RLI-069 17-1034	NOT USED	NOT USED	NOT USED	RTM-008 16-3445	RTL-120 16-3445
AM IF and FM IF	RTL-017/022	NOT USED	RTL-034/37	NOT USED	RTL-054 16-6758	NOT USED	NOT USED	NOT USED	NOT USED	NOT USED
AM IF and FM IF	RTL-043	NOT USED	RTL-027/38	NOT USED	RTL-078[15] 16-6758	NOT USED	NOT USED	NOT USED	NOT USED	NOT USED
Peaking	RLI-038 19-4160			RLI-038 19-4160		RLF-024 19-3036	RLF-024 19-3036	RLF-024 19-3036	RLI-148 19-3180[21]	RLI-134 19-3250
Peaking	NOT USED			RLI-068 19-3250		RLI-038 19-4160	RLI-038 19-4160	RLI-038 19-4160	RLI-149 19-3250	RLI-108 19-1920
Peaking	NOT USED			RLI-108 19-1920		RLI-108 19-1920	RLI-108 19-1920	RLI-108 19-1920	RLI-150	RLI-155 19-5100
Peaking	NOT USED			RLI-109 19-1921		RLI-109 19-1921	RLI-109 19-1921	RLI-109 19-1921		RLI-143 19-4201
RF Choke	RLI-005 19-1001			RLX-024 19-3036		RLI-122 19-1002	RLI-122 19-1002	RLI-122 19-1002	RLI-138 19-1005	RLI-138 19-1005
Filament Choke	19-3001			RLI-085/63 19-1002		RLI-122 19-1002	RLI-122 19-1002	RLI-122 19-1002	RLI-042 19-1002	RLI-122 19-1002

Service notes may be found at the end of the GENERAL ELECTRIC section.

GENERAL ELECTRIC

PART NAME	11	12	13	14	15	16	17	18	19	20
Flyback	RTO-109 Fly-49	RTO-114 Fly-49	RTO-116 Fly-5	RTO-125/6/7[35] Fly-86	RTO-131[36] Fly-88	RTO-141 Fly-88	RTO-149/-1 Fly-90	RTO-150 Fly-90	RTO-151-3 Fly-102	RTO-161 Fly-112
Yoke	RLD-039 Y-29	RLD-040 Y-30	RLD-041/045 Y-30	RLD-042/47[28] Y-31	RLD-052 Y-32	RLD-052 Y-32	RLD-052 Y-32	RLD-052 Y-32	RLD-059 Y-34	RLD-067/052 Y-32
Vertical Output	RTO-097 26S53[3]	RTO-064 26S53	RTO-117 26S52[3]	RTO-121 26S29	RTO-136 26S29	RTO-142 26S29	RTO-154 26S54	RTO-159 26S29	RTO-155 26S24	RTO-162 26S73[3]
Vert. Blocking Oscillator	RLC-108 26A04	NOT USED	NOT USED	NOT USED	NOT USED	NOT USED	RTL-165 26A03	RTL-165 26A03	RTL-165 26A03	NOT USED
Width Coil	RLD-028	RLD-014 WC-14	RLD-014 WC-14	RLD-046/49 WC-19	RLD-053/58 WC-21	RLD-058 WC-21	RLD-058 WC-21	RLD-058 WC-21	RLD-065 WC-21	RLD-066 WC-22[43]
Linearity	RLD-027 WC-18[43]	RLD-016 WC-18	RLD-016 WC-18	RLD-044/48 WC-19	RLD-054[37] WC-18[43]	RLD-057 WC-18[3]	RLD-060 WC-18	RLD-060 WC-18	RLD-060 WC-18	RLD-060 WC-18
Power	RTP-308	NOT USED	NOT USED	RTP-313	RTP-314	RTP-315 26R88[41]	RTP-318 26R71	RTP-321 26R92[41]	RTP-322 26R72[3, 41]	RTP-325 26R71
Filament	NOT USED	RTF-002 21F09	RTF-002 21S09	RTF-003 26F63[30]	NOT USED	NOT USED	NOT USED	NOT USED	NOT USED	NOT USED
Focus Coil	RLF-042 FC-3	NOT USED	NOT USED	NOT USED	NOT USED	NOT USED	NOT USED	NOT USED	NOT USED	NOT USED
Audio Output	RTO-096 22S58	RTO-082 26S50	RTO-082[16] 26S50	RTO-124/123 24S51	RTO-134[60] 24S51	RTO-139/40 24S51	RTO-156 26S49	RTO-140/39 24S51	RTO-140 24S51	RTO-153/63 24S60[3]
Choke	RLF-040[22] 20C53	RTL-096 26C79	RLF-051 26C78	RLF-056 26C78	RLF-061 26C91	RLF-062 26C44	RLF-068 26C41	RLF-062 26C44	RLF-069 26C93	RLF-068 26C41
Horizontal Oscillator	RLC-102 HS-2[23]	RLC-091 HS-7	RLC-091 HS-7	RLC-091 HS-7	RLC-125 HS-7	SEE RINGING COIL	SEE RINGING COIL	SEE RINGING COIL	RLD-091 HS-7	SEE RINGING COIL
Horizontal Ringing Coil	NOT USED	RLC-091 HS-7	RLC-091 HS-7	RLC-091 HS-7	RLC-125 HS-7	RLI-210 HS-5	RLI-247 HS-5	RLI-247 HS-5	RLD-091 HS-7	RLI-247 HS-5
Antenna Input (Balun)	RLA-037 15-1083	RLA-037 15-1083	RLA-037 15-1083	RLA-040 15-1083	RLA-037 15-1083	RLA-041 15-1083	RLA-042 15-1084	RLA-042 15-1084	RLA-042 15-1084	RLA-042 15-1084
Video IF	RTL-118 17-4535	RTL-126	RTL-137	RTL-138 17-4536	RLI-192 20-1049	RLI-192 20-1049	RLI-192 20-1049	RLI-192 20-1049	RLI-192 20-1049	RLI-192 20-1049
Video IF	RLI-133 17-4504	RTL-127 17-4536	RLI-096 17-4500	RLP-020 17-4502	RTL-144 17-4522	RTL-144 17-4522	RTL-153 17-4522	RTL-144 17-4522	RTL-144 17-4522	RTL-155 17-4522
Video IF	RLI-131 20-1049	RLI-096 17-4500	RLI-173 17-4534	RLP-021/22 17-4500	RTL-145 17-4523	RTL-144 17-4522	RTL-155 17-4522	RTL-144 17-4522	RTL-144 17-4522	RTL-154 17-4524
Video IF	See note 24	RLI-110 17-4502	See note 27	RTL-147 17-4502	RLX-038	RLX-042 17-4523	RLI-269 17-4522	RTL-154 17-4524	RTL-154 17-4524	NOT USED
Ratio Det. or Quadrature	RTD-008 17-3493	RTD-008 17-3493	RTD-008 17-3493	RTD-012 17-1033[34]	RTD-013/14 17-1033[34]	RTD-014 17-1033[34]	RTD-015 17-1033[34]	RTD-015 17-1033[34]	RTD-015 17-1033[34]	RTD-018 17-1033[34]
Trap	RLI-140 17-3401	RLI-100 20-1004	RLI-100 20-1004	RLI-181/202 20-1004	RLI-203 20-1004	RLI-215 20-1004	RLI-244 20-1004	RLI-277 17-3401	RLI-291 20-1004	RLI-312 20-1020
Trap	RLI-135[25] 17-4538	NOT USED	NOT USED	RLI-179 17-4538	See note 38	RLI-204/206 20-1049	RLI-246 20-1049	RLI-279/78 20-1044	RLI-292/94[42] 20-1044	RLI-246 20-1049
1st Sound IF	RLI-139 17-3402	RLI-097 16-3445	RLI-097 16-3445	RLI-182 20-1004	RLI-182 20-1004	RTL-180 16-3445	RLI-243 20-1004	RLI-280 16-3445	RLI-243 20-1004	RLI-312 20-1020
2nd Sound IF	RTL-120 16-3445	NOT USED	NOT USED	RLI-180 16-3445	RLI-180 16-3445	NOT USED	NOT USED	NOT USED	RLI-280 16-3445	NOT USED
AM IF and FM IF	NOT USED	NOT USED	NOT USED	NOT USED	NOT USED	NOT USED	NOT USED	NOT USED	NOT USED	NOT USED
AM IF and FM IF	NOT USED	NOT USED	NOT USED	NOT USED	NOT USED	NOT USED	NOT USED	NOT USED	NOT USED	NOT USED
Peaking	RLI-134 19-3250	RLI-162 19-3160	RLI-162 19-3160	RLI-184 19-3250	RLI-209 19-3250	RLI-209 19-3250	RLI-194 RLI-270 19-3300	RLI-260 19-7068	RLI-260/295 19-7068	RLI-194 19-3300
Peaking	RLI-108 19-1920	RLI-108 19-1920	RLI-108 19-1920	RLI-176 19-3180[31]	RLI-195 19-3036	RLI-208 19-3300[21]	RLI-241 19-7068	RLI-197 19-3250	RLI-197 19-3250	RLI-311 19-3180[21]
Peaking	RLI-155 19-5100	RLI-161 19-3160[26]	RLI-161 19-3160[26]	RLI-175 19-4121	RLI-196 19-3125[39]	RLI-216	RLI-245 19-3160[31]	RLI-300 19-3180[31]	RLI-310 19-3180[21]	RLI-138 19-1005
Peaking	RLI-143 19-4201	RLI-109 19-1921	RLI-109 19-1921	See note 32	See note 40	See note 33	RLI-220[33] 19-3180	See note 33	See note 33	RLF-024 19-3036
RF Choke	RLI-138 19-1005	RLI-154 19-1003	RLI-154 19-1003	RLI-142[33] 19-1001	RLI-142[33] 19-1001	RLI-138 19-1005	RLI-138 19-1005	RLI-138 19-1005	RLI-138 19-1005	RLI-138 19-1005
Filament Choke	RLI-122 19-1002	RLI-122 19-1002	RLI-122 19-1002	RLI-122 19-1002	RLI-142 19-1001	RLI-214 19-3036	RLI-214 19-3036	RLI-122 19-1002	RLI-142 19-1001	NOT USED

Service notes may be found at the end of the GENERAL ELECTRIC section.

PART NAME	21	22	23	24	25	26	27	28	29	30
Flyback	RTO-165-1[45] Fly-105	RTO-166/-5 RTO-174 Fly-104	RTO-175[50] Fly-94	RTO-179/4[67,51] Fly-107	RTO-183 Fly-108	RTO-188	RTO-190 Fly-108[44]	RTO-196 Fly-144	RTO-207/-9 Fly-166	RTO-208 Fly-145
Yoke	RLD-068 Y-33	RLD-069 Y-21	RLD-073 Y-33	RLD-069[67] Y-21	RLD-071 Y-14[55]	RLD-071/076 Y 14[55]	RLD-071 Y-14[55]	RLD-075 Y-33	WT76X26 RLD-080 Y 51	RLD-080 Y-51
Vertical Output	RTO-167 26S52	RTO-155 26S24	RTO-167/180 26S52	RTO-167/180[67] 26S52	RTO-184 26S25	RTO-189 26S06	RTO-193 26S06	RTO-198 26S52[3]	RTO-209 26S30	RTO-212 26S06
Vert. Blocking Oscillator	RLC-137 26A02[46]		RLC-137 26A02[46]	RLC-137 26A02[46]	RLC-137 26A02[46]	NOT USED	RTO-192 26A02[3]	NOT USED	NOT USED	NOT USED
Width Coil	NOT USED	RLD-058 WC-21	NOT USED	NOT USED	NOT USED	NOT USED	NOT USED	NOT USED	NOT USED	NOT USED
Linearity	NOT USED	RLD-060 WC-18	NOT USED	NOT USED	NOT USED	NOT USED	NOT USED	NOT USED	NOT USED	NOT USED
Power	RTP-326 26R39	RTP-327 26R40	RTP-331 26R41	RTP-331 26R41	RTP-331 26R41	NOT USED	RTL-200 RTP-335	NOT USED	K149J80-1 26R41	NOT USED
Filament	NOT USED	NOT USED	NOT USED	NOT USED	NOT USED	NOT USED	NOT USED	RTF-004 21F08[3]	NOT USED	NOT USED
Focus Coil	NOT USED	NOT USED	NOT USED	NOT USED	NOT USED	NOT USED	NOT USED	NOT USED	NOT USED	NOT USED
Audio Output	RTO-168 24S48	RTO-169/70 24S61	RTO-178 22S46[3]	RTO-139/140 RTO-181 24S51	RTO-140 24S51	RTO-178 22S48	RTO-194 26S49	RTO-197 24S49	RTO-210 24S48	RTO-213 24S53
Choke	RLF-070 26C78	RLF-062 26C44	RLF-072/74 26C77	RLF-068 26C41	RLF-068 26C41	RLF-073 26C41	RLF-075 26C41	RLF-076 26C77	RLF-078 26C44	RLF-079 26C79
Horizontal Oscillator	SEE RINGING COIL	SEE RINGING COIL	SEE RINGING COIL	SEE RINGING COIL	SEE RINGING COIL	SEE RINGING COIL	SEE RINGING COIL	SEE RINGING COIL	SEE RINGING COIL	SEE RINGING COIL
Horizontal Ringing Coil	RLI-321 HS-5	RLI-247 HS-5	RLI-339/380 HS-12	RLI-344[52] HS-8	RLI-357 HS-8	RLI-365 HS-11	RLI-365 HS-11	RLI-380 HS-12	RLI-424 HS-14	RLI-431 HS-13
Antenna Input (Balun)		RLI-1043		RLA-043 15-1089	RLA-045 15-1089	RLA-048 15-1091	RLA-045 15-1089	RLA-047 15-1090	RLA-047 15-1090[75]	RLA-046 15-1091[76]
Video IF	RLI-319 17-4502	RLI-323 17-4534	RLI-336	RLI-319 17-4502	RLI-354 17-4534	RLI-361 RLI-391	RLI-361	RLI-361	RLI-361	RLI-391
Video IF	RTL-175 17-4522	RTL-178 17-4522	RTL-185	RTL-186 17-4523	RTL-192 17-4536	RTL-194/208 RTL-214 17-5014	RTL-198	RTL-195 17-5014	RTL-215	RTL-216
Video IF	RTL-175 17-4522	RTL-178 17-4522	RLI-337	RTL-175 17-4522	RTL-175 17-4522	RTL-195/209 17-5014	RTL-199	NOT USED	RLI-422	RTL-217
Video IF	RTL-176 17-4524	RTL-179 17-4524	NOT USED	RTL-187 17-4524	RTL-191 17-4524	RLI-363	RLI-385	NOT USED		RLI-434
Ratio Det. or Quadrature	RTD-019 17-3497	RTD-018 17-1033[34]	RTD-020 17-3474	RTD-021[54] 17-3497	RTD-023 17-3497[34]	RTD-025 17-3475	RTD-026 17-3476	RTD-027 17-3459	RTD-030 17-3458	RTD-030 17-3458
Trap	RLI-320 20-1020	RLI-324 20-1004[3]	RLI-338	RLI-343 20-1020	RLI-343 20-1020	RLI-363	RLI-363	RLI-394	RLI-426	RLI-413
Trap	NOT USED	RLI-326[47] 17-4538	NOT USED	NOT USED	RLI-355 20-1049	RLI-364 20-1049	RLI-364 20-1049	NOT USED	WT36X368	RLI-435
1st Sound IF	RLI-320 20-1020	RLI-280 16-3445	RLI-338	RLI-343 20-1020	RLI-343 20-1020	RLI-363	RLI-363	RLI-394	RLI-425	RLI-413
2nd Sound IF	NOT USED	RLI-312 20-1020	NOT USED	NOT USED	RLI-320 20-1020	NOT USED	NOT USED	NOT USED	WT61X91	NOT USED
AM IF and FM IF	NOT USED	NOT USED	NOT USED	NOT USED	NOT USED	NOT USED	NOT USED	NOT USED	NOT USED	NOT USED
AM IF and FM IF	NOT USED	NOT USED	NOT USED	NOT USED	NOT USED	NOT USED	NOT USED	NOT USED	NOT USED	NOT USED
Peaking	RLI-153 19-1005	RLI-153 19-1005	RLI-340 19-1004	RLI-153 19-1005	RLI-296 19-1005	31UH 19-3036	RLI-301 19-1001	RLI-207 19-3100	RLI-197 19-3250	RLI-207 19-3100
Peaking	RLF-024 19-3036	RLF-024 19-3036	RLI-317 19-3100	RLF-024 19-3036	RLI-345 19-4400	RLI-340 19-1004	RLI-340 19-1004	RLI-205 19-3125	RLI-345 19-4400	RLI-445 19-3250
Peaking	100UH 19-3100	RLI-331 19-3250	RLI-194 19-3300	RLI-345 19-4400	RLI-205 19-3125	RLI-367 19-4400	RLI-209 19-3250	RLI-194 19-3300	RLI-148 19-3180	RLI-430 19-3500
Peaking	RLI-327 19-3660	See note 48	RLI-205 19-3125	See note 53	See note 53	See note 56	See note 57	NOT USED	NOT USED	NOT USED
RF Choke	19-1001	RLI-260 19-7068	NOT USED	RLI-085 19-1002	RLI-138 19-1005	RLI-360 19-1001	RLI-384 19-1001	RLI-393	RLI-429/28 19-1005	RLI-340 19-1004
Filament Choke	RLI-085 19-1002	RLI-153 19-1005	NOT USED	RLI-153 19-1005	RLI-350 19-1001	RLI-122 19-1002	RLI-085 19-1002	NOT USED		RLI-085 19-1002

Service notes may be found at the end of the GENERAL ELECTRIC section.

GENERAL ELECTRIC

PART NAME	31	32	33	34	35	36	37	38	39	40
Flyback	RTO-2141-11 RTO-214 Fly 167	WT77X41 Fly 233	WT77X42 Fly 177	WT77X43 Fly 178	WT77X43/44 Fly 178	WT77X46 Fly 235	WT77X45 Fly 234	WT77X47 Fly 178[80]	ET77X66	ET77X48[79] ET77X64 Fly 178
Yoke	RLD-080 Y 51	WT76X27 Y 80	WT76X27 Y 80	WT76X28 Y 80	WT76X28 Y 80	WT76X31 Y 80	WT76X31 Y 80	WT76X31 Y 80	ET76X32 Y 107	ET76X31 Y 80
Vertical Output	RTO-216 26S06	WT64X69 26S06	WT64X66 26S06	WT64X69 26S06	WT64X77 26S03	WT64X69 26S06	WT64X77 26S03	WT64X84 26S06	ET64X87 26S86	ET64X84 26S06
Vert. Blocking Oscillator	RTO-215 WT64X65 26A0261	NOT USED	WT64X65 26A0265	NOT USED	WT64X54 26A0269	NOT USED	WT64X54 26A0269	NOT USED	NOT USED	NOT USED
Width Coil	NOT USED	NOT USED	WT36X388	WT36X409	WT36X409	WT36X409	WT36X409	WT36X409	NOT USED	ET36X409
Linearity	NOT USED	NOT USED	NOT USED	NOT USED	NOT USED	NOT USED	NOT USED	NOT USED	ET36X537 WC 35	ET36X22 WC 18
Power	RTP-399 WT88X34	WT88X36 26R47	WT88X34	WT88X39 WT88X41	WT88X42 WT88X40	WT88X41[71]	WT88X49/48	WT88X57	ET88X61 26R150	ET88X59[82] ET88X67 26R51
Filament	NOT USED	NOT USED	WT64X73 26F68	WT64X73 26F68	WT64X73 26F68	NOT USED	NOT USED	NOT USED	NOT USED	NOT USED
Focus Coil	NOT USED	NOT USED	NOT USED	NOT USED	NOT USED	NOT USED	NOT USED	NOT USED	ET36X558	NOT USED
Audio Output	RTO-217 WT64X67 26S49	WT64X70[64] 22S87	WT64X72 26S46	WT64X75 26S49	WT64X76 22S88	WT64X80[70] 26S50	WT64X81 26S48	WT64X85 24S53	ET61X132 26S48	ET64X85[83] 24S53
Choke	RLF-080 WT63X52 26C79	WT63X56 26C79	WT63X52 26C44	WT63X56 26C79	WT63X57 26C79	WT63X56 26C79	WT63X58 26C77	WT63X58 26C77	ET63X59 26C81	ET63X58 26C77
Horizontal Oscillator	See Note 62	WT36X349 HS 13	RLI-456 WT36X349 HS 13	WT36X402 HS 16	WT36X402	WT36X349 HS 13	WT36X436	WT36X447	ET36X549	ET36X436
Horizontal Ringing Coil	RLI-43[962] HS 15	NOT USED	NOT USED	NOT USED	NOT USED	NOT USED	NOT USED	NOT USED	ET36X538 HS 8[43]	ET36X349 HS 13
Antenna Input (Balun)	RLA-050[77] 15-1092	See Note 78	WT37X23 15-1092	WT37X25[72] 15-1091	WT37X28 15-1093	WT37X31				
Video IF	RLI-391	WT36X378	WT36X300	WT36X378	WT36X378	WT36X378	WT36X378	WT36X446	ET61X125	ET36X378
Video IF	RTL-198 WT61X74	WT61X92	WT61X95	WT61X99	WT61X101	WT61X106	WT61X101	WT36X113	ET61X126	ET36X444
Video IF	RTL-220 WT61X87	WT61X93	WT61X94	WT61X100	WT61X102	WT61X107	WT61X108	WT36X444	ET61X127	ET36X116
Video IF	RTL-218/19	WT36X382	WT56X45 (WT36X225)	WT36X382	WT56X49	WT36X382			ET61X128 17-3417	ET36X117
Ratio Det. or Quadrature	RTD-032 WT56X42 17-3476	WT56X46	WT56X47 17-3476	WT56X48	WT56X50	WT56X48	WT56X48	WT36X448	ET56X57 20-1050	ET36X448 20-1051
Trap	RLI-441 WT36X336	WT36X379	WT36X336	WT36X379	WT36X414	WT36X379	WT36X414	WT36X445	ET36X540	ET36X379
Trap	NOT USED	WT36X383	WT36X355	NOT USED				WT36X405	ET61X121	ET36X405
1st Sound IF	RLI-440 WT36X335	WT36X383	WT36X355	WT36X405	WT36X335	WT36X405	WT36X435	WT61X115	ET61X124	
2nd Sound IF	NOT USED	NOT USED	NOT USED	NOT USED	NOT USED	NOT USED	NOT USED	NOT USED		
AM IF and FM IF	NOT USED	NOT USED	NOT USED	NOT USED	NOT USED	WT61X110 16-6758	NOT USED	NOT USED	CHROMA COILS See Note 81	ET61X110 16-6758
AM IF and FM IF	NOT USED	NOT USED	NOT USED	NOT USED	NOT USED	WT61X111 16-6758	NOT USED	NOT USED		61X111 16-6758
Peaking	RLI-194 19-3300	WT36X373	WT36X157 19-3180	WT36X261 19-3660	WT36S875 19-3300	WT36X410 19-3125	WT36X433 19-3100	WT36X410 19-3125	ET36X544 19-3060	ET36X433 19-3100
Peaking	RLI-382 19-3100	WT36X345	WT36X387 19-1015	WT36X264 19-4400	WT36X387 19-1015	WT36X264 19-4400	WT36X264 19-4400	WT36X264 19-4400	ET36X539 19-3060	ET36X425 19-3250
Peaking	RLI-382 19-3100	WT36X261 19-3660	WT36X376 19-3660	WT36X366	WT36X410 19-3125	WT36X261 19-3660	WT36X261 19-3660	WT36X261 19-3660	ET36X547 19-3060	ET36X261 19-3660
Peaking	RLI-342 19-3660	WT36X374 19-3300	WT36X271 19-3500	WT36X386 19-2003	WT36X411 19-4201	WT36X425 19-3250	WT36X434 19-3160	WT36X425 19-3250	ET36X548 19-3125	ET36X425 19-3250
RF Choke	RLI-340 19-1004	WT36X377	WT36X260 19-1008	WT36X381 19-1000	WT36X413 19-2001	WT36X381 19-1000				
Filament Choke	RLI-153 19-1005	WT36X66 19-1002	WT36X105 19-1005							

Service notes may be found at the end of the GENERAL ELECTRIC section.

PART NAME	41	42	43	44	45	46	47	48	49	50
Flyback	ET77X67	ET77X69	ET77X72	ET77X64/68 Fly 178	ET77X71 Fly 178	ET77X73 Fly 273	ET77X73	ET77X74	ET77X76	ET77X74
Yoke	ET76X33/31 Y 80	ET76X36 Y 81	ET76X37 Y 81	ET76X31 Y 80	ET76X36 Y 81	ET76X32 Y 107	ET76X38 Y 81	ET76X37 Y 81	ET76X37 Y 81	ET76X36 Y 81
Vertical Output	ET64X84 26S06	ET64X93 26S55[86]	ET64X98 26S07[3]	ET64X84 26S06	ET64X93 26S55[86]	ET64X87 26S86	ET64X101	ET64X93 26S55[86]	ET64X98 26S07[3]	ET64X99
Vert. Blocking Oscillator	NOT USED	NOT USED	NOT USED	NOT USED	NOT USED	NOT USED	NOT USED	NOT USED	NOT USED	NOT USED
Width Coil	ET36X582	ET36X613	ET36X651	ET36X600	ET36X628	NOT USED	NOT USED	ET36X600	ET36X651	ET36X582
Linearity	NOT USED	NOT USED	NOT USED	NOT USED	NOT USED	ET36X640	NOT USED	NOT USED	NOT USED	NOT USED
Power	ET88X66	NOT USED	ET88X75/78	ET88X69/70/71 ET88X72/58	ET88X74	ET88X77/76 26R150	NOT USED	ET88X74	NOT USED	ET88X79 26R106[3]
Filament	NOT USED	NOT USED	NOT USED	NOT USED	NOT USED	NOT USED	NOT USED	NOT USED	NOT USED	NOT USED
Focus Coil	NOT USED	NOT USED	NOT USED	NOT USED	NOT USED	NOT USED	NOT USED	NOT USED	NOT USED	NOT USED
Audio Output	ET64X85 24S53	ET64X92 24S53	ET64X85 24S53	ET64X90/91[84] ET64X83/96 22S25	ET64X90/91[84] ET64X83/96 22S25	ET64X97 26S48	ET64X100	ET64X90 22S25	ET64X85 24S53	ET64X90 22S25
Choke	ET63X60 26C76	ET63X61 26C79	ET63X63 26C79	ET63X58 26C77	ET63X58 26C77	ET63X62 26C81	ET63X64 26C80	ET63X58 26C77	ET63X65 26C78	ET63X58 26C77
Horizontal Oscillator		ET63X447	ET36X644	ET36X349 HS 13	ET36X436	ET36X637	ET36X664	ET36X650 HS 13	ET36X662 HS 16	ET36X692 HS 13
Horizontal Ringing Coil	ET36X447	ET63X349 HS 13		NOT USED	NOT USED	NOT USED	NOT USED	NOT USED	NOT USED	NOT USED
Antenna Input (Balun)										
Video IF	ET36X585	ET36X585	ET36X48	ET36X602	ET36X602	ET61X125	ET36X585	ET36X686	ET36X586/87	ET36X586/87
Video IF	ET61X133	ET61X133	ET36X686	ET61X137	ET61X137	ET61X126	ET61X151	ET61X149		ET36X646
Video IF	ET61X134	ET64X138	ET61X147	ET61X136	ET61X136	ET61X146	ET36X587	ET61X150	ET61X147	ET61X147
Video IF	ET36X586 ET36X587	ET36X444	ET36X587 ET36X586	ET36X444	ET36X444	ET61X142	NOT USED	ET36X586 ET36X587	ET61X148	ET61X148
Ratio Det. or Quadrature	ET36X589 20-1051	ET36X589 20-1051	ET36X649 20-1051	ET36X604 20-1051	ET36X604 20-1051	ET56X57 20-1050	ET36X665	ET36X649 20-1051	ET36X685	ET36X685
Trap	ET36X584	ET36X584	ET36X647	ET36X379	ET36X379	ET36X540	ET36X667	ET36X647	ET36X647	ET36X647
Trap	ET36X599	ET61X139	ET61X139	ET36X634 ET36X603	ET36X634	ET61X121	ET36X663	ET36X683		
1st Sound IF	ET36X599	ET61X139	ET61X139	ET36X634	ET36X634		ET36X695		ET36X684	ET36X684
2nd Sound IF	ET36X609	ET36X609	ET36X609	ET61X118	ET61X118	ET61X141	NOT USED	ET61X118	ET36X109	ET36X695
AM IF and FM IF	NOT USED	NOT USED	NOT USED	EA61X11 16-6780	EA61X11 16-6780	CHROMA COILS See Note 85	NOT USED	NOT USED	NOT USED	EA61X11 16-6780
AM IF and FM IF	NOT USED	NOT USED	NOT USED	EA61X11 16-6780	EA61X11 16-6780		NOT USED	NOT USED	NOT USED	EA61X11 16-6780
Peaking	ET36X503 19-3036	ET36X503 19-3036	ET36X503 19-3036	ET36X583 19-3036	ET36X583 19-3036	ET36X636 19-3036	ET36X134 19-3300	ET36X583 19-3036	ET36X583 19-3036	ET36X583 19-3036
Peaking	ET36X425 19-3250	ET36X264 19-3375	ET36X345	ET36X283 19-4400	ET36X283 19-4400	ET36X635 19-4073	ET36X271 19-3500	ET26X275 19-3300	ET36X264 19-3375	ET36X717 19-3375
Peaking	ET36X261 19-3660	ET36X261 19-3500	ET36X271 19-3500	ET36X433 19-3100	ET36X433 19-3100	ET36X547 19-3060	ET36X151 19-3180	ET36X271 19-3500	ET36X345 19-4500	ET36X345 19-4500
Peaking	ET36X425 19-3250	ET36X410 19-3125	ET36X645 19-4201	ET36X424 19-3250	ET36X424 19-3250	ET36X548 19-3125		ET36X645 19-4201	ET36X645 19-4201	ET36X375 19-3300
RF Choke	ET36X420 19-1005	ET36X420 19-1005	ET36X420 19-1005							
Filament Choke										

Service notes may be found at the end of the GENERAL ELECTRIC section.

GENERAL ELECTRIC

PART NAME	51
Flyback	ET77X78
Yoke	ET76X32 Y 107
Vertical Output	ET64X102 26S86
Vert. Blocking Oscillator	NOT U NOT USED
Width Coil	NOT USED
Linearity	ET36X640
Power	ET88X85 26R150
Filament	NOT USED
Focus Coil	ET36X710
Audio Output	ET64X97 26S48
Choke	ET63X62 26C81
Horizontal Oscillator	ET36X637
Horizontal Ringing Coil	NOT USED
Antenna Input (Balun)	
Video IF	ET61X125
Video IF	ET61X126
Video IF	ET61X146
Video IF	ET61X142
Ratio Det. or Quadrature	ET56X57 20-1050
Trap	ET36X540
Trap	ET61X121
1st Sound IF	ET36X543 20-1052
2nd Sound IF	
AM IF and FM IF	
AM IF and FM IF	
Peaking	ET36X393
Peaking	ET36X636 19-3036
Peaking	ET36X687 19-3375
Peaking	ET36X694 19-3600
RF Choke	
Filament Choke	

SERVICE NOTES

1 RLT-003/4, RTO-067/54/58 replaced by Fly 3.
2 Omit resistor - capacitor combination in primary.
3 Mounting difference.
4 RTO-061 used in model 835 replaced by 26S53.
5 RLD-004 used in models not using RLD-071 flyback - no replacement.
6 RLD-014 used with RLD-071 flyback replaced by WC 14.
7 RTP-035 used in audio amp. replaced by 26R92.
8 RTO-026 used in audio amp. 840 replaced by 22S93[3], RTO-051 used in radio of chassis 820 replaced by 24S51.
9 RLF-031 replaced by 26C43[3], RLF-032 replaced by 26C44[3].
10 RLF-006 replaced by 20C64[3].
11 RTO-032/059 used in a few models replaced by Fly 3.
12 RLI-067/086 used in a few models - no replacement.
13 RLD-012/014 used in models 800 series replaced by WC 14.
14 RTO-072/066 replaced by 24S50.
15 RTL-080 (FM-IF) replaced by 16-3487.
16 RTO-081 used in a few models replaced by 24S53.
17 RLD-024/013 used in a few models - no replacement.
18 RLD-020 used in a few models replaced by WC 22.
19 RTO-089 used in radio chassis replaced by 24S51.
20 RLD-030 used in a few chassis - replaced by Y 28.
21 Parallel with 18 K resistor.
22 RLD-041 used in high B^+ circuit — no replacement.
23 Reverse coil in can.
24 RLI-132 replaced by 17-4503, RTL-119 replaced by 17-4500.
25 RTL-122 (Cathode trap) - no replacement.
26 Parallel with 6.8 K resistor.
27 RTL-127 replaced by 17-4536, RLI-110 replaced by 17-4502
28 RLD-150/050 used in a few models (17C125, 20C107, 21C208U) - no replacement.
29 Connect as autoformer.
30 Parallel 6.3V. windings.
31 Parallel with 15 K resistor.
32 RLI-154 replaced by 19-4500, RLI-183 replaced by 19-3180 (Parallel with 8.2 K resistor).
33 RLI-177 replaced by 19-3036, RLI-138 replaced by 19-1005, RLF-024 replaced by 19-3036.
34 Add resistance externally.
35 RTO-129/-130 used in a few models replaced by Fly 87.
36 RTO-146/-3 used in some models replaced by Fly 19.
37 RLD-056 used in some models replaced by WC 14[3].
38 RLI-213/200 replaced by 20-1045, RLI-201/217 replaced by 20-1049. RLI-226 replaced by 17-3401, RLI-228 replaced by 16-3445.
39 Parallel with 4.3 K resistor.
40 RLI-197 replaced by 19-3250, RLI-204 replaced by 19-3125, RLI-193 replaced by 19-3160 (parallel with 33 K resistor), RLI-212 replaced by 19-3125[39].
41 Series 6.3 volt windings in lieu of the 12.6 CT winding.
42 RLI-293 replaced by 20-1049.
43 Requires use of original slug or remount thru chassis.
44 If excessive drive lines are encountered add approximately 100 MMFD at 4 KV across terminals 3 and 5 of Damper Tube.
45 RTO-173 used in model 17T21/22 replaced by Fly 105.
46 Connect red and yellow lead to cathode; blue lead to ground, green lead to grid capacitor.
47 RLI-332 replaced by 17-4538 (use trap winding only); RLI-325 replaced by 20-1044.
48 RLI-332 replaced by 19-7068[39], RLI-310 replaced by 19-3180[49], RLI-263 replaced by 19-3160.
49 Parallel with 22 K resistor.
50 RTO-187 used in 14T016/017/018 replaced by Fly 94.
51 RTO-183 used in late production of "S" line replaced by Fly 108.
52 RLI-357 used in late production of "S" line replaced by HS 8.
53 RLI-207 replaced by 19-3100, RLI-353 replaced by 19-1001. RLI-345/52 replaced by 19-4400, RLI-328 replaced by 19-3300[21].
54 RTD-023 replaced by 17-3497[34], RTD-024 replaced by 17-3474.
55 Requires new clamping device, connect yoke #3 to flyback #2, yoke #1 to flyback #1.
56 RLI-207 replaced by 19-3100, RLI-368 replaced by 19-4950, RLI-315 replaced by 19-3300.
57 RLI-382 replaced by 19-3100, RLI-345 replaced by 19-4400, RLI-386 - no replacement, RLI-383 replaced by 19-4201.
58 Use 6:1 turns ratio.
59 Tape blanking winding.
60 RTO-135 used in 21T8, 21C225 thru 233, 21T20, 21T21 replaced by 26S49.
61 Connect yellow lead to junction of .015 MFD and 33 K resistor, connect blue lead to pin #6 of 6BL7. Connect red and green lead to ground.
62 RLI-456 (WT36X349) used in late production of U2 series - replaced by HS 13.
63 Reverse original connections to yoke lugs #3 and #4 - WT76X28 used in some models replaced by Y 51[73].
64 WT64X71 used in 17" models - no replacement.
65 Use original mounting frame and connect the green lead to the junction of .015 MFD capacitor and 33 K resistor, red lead to pin 6 of 6DN7, yellow and blue lead.
66 WT64X74 used in a few models - no replacement.
67 Note: In some models of the "S" line GE changed the flyback, yoke and vertical output to the following numbers, RTO-183 replaced by Fly 108, RTO-184 replaced by 26S25, RLD-071 replaced by Y 14[55].
68 Use original mounting brackets.
69 Duplicate original mounting, connect yellow lead to Grid, blue and green leads to Cathode, red lead to Ground.
70 WT64X79 and WT64X82 used in a few models - no replacement.
71 WT88X51, WT88X53, WT88X54, WT88X47 used in some models - no replacement, WT88X46 replaced by 26R122.
72 In sets using WT86X82 tuner replaced Balun coil with 15-1083.
73 Connect same as original.
74 WT36X386 replaced by 19-2003
WT36X427 replaced by 19-1004
WT36X401 replaced by 19-1005
WT36X344 replaced by 19-1009
WT36X105 replaced by 19-1005
75 Models using RJX-097 or RJX-098 tuners replaced Balun coil with15-1091.
76 Models using RJX-107 or RJX-108 tuners replace Balun coil with 15-1090.
77 RLA-053 used in late productions replaced by 15-1093.
78 Models using tuner WT86X68 or WT86X68 or WT86X67 replace Balun coil with 15-1091 - Models using tuners WT86X69/70/71 - no replacement available for Balun coil.
79 ET77X49 used in chassis code 137 MW to 208 MW - no replacement.
80 Connect original terminals 5 - 4 - 6 - 2 - 3 - 1 - 8 - 7
new terminals 3 - 2 - 1 - 5 - 4 - 6 - 8 - 7
81 Chroma Coils: ET61X129 replaced by 17-6018
ET61X130 replaced by 17-6019
ET61X131 replaced by 17-6012
ET61X120 - no replacement
ET36X550 replaced by 17-6011
82 ET88X65, ET88X56, ET88X53, ET88X63, ET88X62, ET88X58, ET88X70, ET88X64 used in some models - no replacement.
83 ET64X80 replaced by 26S50 ET64X83/86/89/88 - no replacement.
84 ET64X94 replaced by 24S115
ET64X95 replaced by 22S21.
85 Chroma Coils: ET61X140/143/144/639 - no replacement.
86 Drill new mounting hole - Cut & Tape Black lead.

PARTS LIST

USE THIS PAGE if PART NUMBER is available.

HALLICRAFTERS

MFR'S. PART	REPLACEMENT
50-472	16-6758
50-688	17-5004
50A2721-1	17-1063
50A372-1	17-1004
50A431	17-1063
50A432	
50A450	17-3401
50A458	17-1062
50A472	16-6758
50A474/G	17-3401
50A475	17-1062
50A476	
50A476/-E	
50A477	17-1063
50A623	
50A654	17-5004
50B406	17-3493
50B411	HS-5[6]
50B431	17-1063
50B444	
50B445	17-1020
50B446	17-1011
50B447	17-1012
50B451	17-1062
50B458	
50B471	17-1062
50B471-C	17-1064
50B472	16-6758
50B473/D	17-1033
50B474/G	20-1004
50B561	17-5003[5,38]
50B562	17-5003[5,38]
50B568	17-5003[5,38]
50B573	17-5003[5,38]
50B574	17-5002[38]
50B575	17-5001
50B622	HS-9[8]
50B648	HS-9[8]
50B1536	HS-5
50B1038	Fly-1[2]
50C406	17-4503
50C473/-D	17-1033
50C506	17-5003
50C604	17-5003
50C605	
50C606	17-4504[31]
50C607	17-4504[31]
50C610	17-4504[31]
50C648	HS-9[8]
51-1372	
51-1489	WC-18[14]
51-1947	19-3500[20]
51-1952	19-4160
51-2029	19-3180[46]
51-2030	19-4400
51-2031	19-4400
51-2065C	17-1021

MFR'S. PART	REPLACEMENT
51-2100	19-3180
51-2101	19-4400[48]
51-2102	19-3660
51-2103	20-1020
51-2105	17-4524
51-2166	
51-2167	17-4534
51-2168	17-4522
51-2169	HS-5
51-2184	19-3160[46]
51-2185	19-3160[46]
51A1037	17-3401
51A1079	
51A1080	
51A1082	
51A1130	
51A1135	
51A1153	HS-3[8]
51A1154	
51A1155	
51A1189	
51A1190	
51A1243/C	WC-17
51A1256	
51A1556	19-3093[18]
51A1257	19-3250[20]
51A1259	19-3500[19]
51A1260	19-3250[19]
51A1261/C	WC-14[14]
51A1284	
51A1285	
51A1286	
51A1287	
51A1288/B	17-1063
51A1289/B	17-1063
51A1470	WC-22
51A1578	
51A1581	19-4060
51A1582	19-4950
51A1684	
51A1854	17-1062
51A1855	19-3660
51A1856	19-4250
51A1857	20-1005
51A1858	20-1020
51A1859	20-1020
51A1861	17-1003
51A1862	
51A1875	19-4050[20]
51A1925	17-4501[31]
51A1926	17-4504[31]
51A1927	17-4500
51A1946	19-4950
51A1947	19-3500[20]
51A1952	19-4160
51A1996	20-1020
51A1997	19-4950

MFR'S. PART	REPLACEMENT
51A2040	19-3250
51A2041	19-3180[20]
51B1037	17-3401
51B1038	HVO-50
51B1039	
51B1065	FC-1
51B1071	WC-14
51B1072/-1	WC-11
51B1132	17-3401
51B1151	
51B1153	HS-3[8]
51B1154	
51B1155	
51B1157	
51B1158	
51B1159	
51B1205	WC-14
51B1230	WC-11
51B1232	WC-14
51B1242	HS-3
51B1243/C	WC-17
51B1246	
51B1277/-B	WC-17
51B1301	17-1003
51B1301	19-1020
51B1330	WC-14[14]
51B1331	WC-17[14]
51B1332	
51B1333	20-1004
51B1334	17-1064
51B1335	WC-18
51B1337	
51B1340	WC-17[14]
51B1341	WC-14[14]
51B1438	WC-17
51B1536	HS-5
51B1541	20-1004
51B1542	20-1004
51B1637	WC-20[14]
51B1642	HS-5
51B1643	17-5001[5,38]
51B1673	WC-18
51B1708	19-3100
51B1710	19-3500
51B1711	19-3300
51B1712	19-1923
51B1713	19-4840
51B1715	17-1031
51B1716	HS-6
51B1739	19-3125
51B1740	19-3300[20]
51B1741	19-3093[27]
51B1788	WC-18
51B1821	19-3500
51B1835	
51B1948	17-4501
51B1996	20-1020

MFR'S. PART	REPLACEMENT
51C1128	
51C1470	WC-22[14]
51C1643	20-1049
51C1875	19-4950
51C1876	19-3500
51C2031	19-3300
52-380-B	26F64[47]
52B009	
52B222	26S49
52C223	26R22
52C258	
52C287	26R92
52C290	
52C291	26R92
52C322	26F64
52C341	26F64
52D90	
53-343	19-1006
53-363	Y-16[12,45]
53-364	Y-16[12,45]
53-377	Y-10[12]
53-396	Y-16[12]
53-398	Y-50
53A-133	19-3001
53A180	Y-3
53A190	Y-5
53A191	
53A200	19-3001
53A212	Y-12
53A219	19-1001
53A266	19-3001
53A268	Y-11[24]
53A271	Y-11
53A282	19-3001
53A304	19-1003
53A307	19-1006
53A342	19-1006
53B008	19-1006
53B009	
53B140	Y-3
53B190	Y-5
53C186	Y-6
53C197/13	Y-7[12]
53C201	Y-7
53C203C	Y-12
53C218	Y-12
53C237	Y-7[12]
53C263	Y-11[24]
53C303	Y-11[12]
53C305	Y-9[12]
53C311	Y-14[12]
53C320	
53C324	Y-11[24]
53D324	Y-11[24]
53D325	Y-16[12,41]
53D354	Y-16[45]
55-115	24A87

MFR'S. PART	REPLACEMENT
55-117	Fly-1
55-151	26S54
55-191	24S53
55-237	Y-7[12]
55-274	Fly-25[44]
55-281	Fly-25[44]
55-282	24S52[5]
55-301	Fly-146
55-303	26S71
55-304	Fly-146
55-307	Fly-146
55-308	26S75[50]
55-309	26S75[50]
55A1281B	26S52
55A157	26S50
55A166	26S52
55A217	26S14
55A274	Fly-25[44]
55A303	26S71
55B080-3	22S45
55B115/A/C	24A87
55B126	24S86
55B128/B	26S52
55B140	Y-3
55B142	24S61
55B150	24S51[5]
55B151	26S54
55B190	26A05
55B191/A	24S50
55B218	26S52[5]
55B221	24A87
55B248	24S53
55B250	26A05
55B253	Fly-25[39]
55B260	26S76
55B266	Fly-25[40]
55B1642	HS-5
55C113	Fly-1
55C114	24S86
55C115	24A87
55C121-1	Fly-1
55C125	
55C133	Fly-5[7] (WC-20)
55C134	24S52
55C142	24S61
55C143	Fly-5[7] (WC-20)
55C144	Fly-5[7] (WC-20)
55C149	Fly-12[10]
55C152/B	
55C154	Fly-5[7] (WC-20)
55C156/E	Fly-8
55C171	Fly-8
55C180	Fly-24

MFR'S. PART	REPLACEMENT
55C185	26R21
55C189	26S54
55C190	26A05
55C191	24S50
55C192	26S17
55C218	26S52[5]
55C222	26S49
55C249	26S75[25]
55C254	
55C260	26S76
55C284	26S77
55C292	24S53
55C301	Fly-146
55C302	24S48
55C306	24S48
55C308	24S48
55D180	Fly-24
55D193	Fly-57
55D197	Fly-57
55D216	Fly-16[26]
55D219	Fly-38[29]
55D223	Fly-57[32]
55D235	Fly-57[32]
55D251	Fly-25
55D270	Fly-25
55D273	Fly-25[44]
55D274	Fly-25[44]
55D284	26S77
55D285	Fly-109
55D287	26R92
55D289	
56A164	26C44
56A250	26C44[5]
56A251	26C92[5]
56A253	26C92[5]
56B116	26C41[5]
56B117	26C41[5]
56B164	26C44
56B187	26C41
56B219	26C43
56B224	26C41
56B474	20-1004
56C093	20C49[5]
56C116	26C41[5]
85C079/-1	24S52
85C082/-1	24S52
050-200688	17-5004
051-201857	20-1005
051-201996	20-1020
051-202166	
051-202167	17-4534
051-202168	17-4522
051-202169	HS-5
053-300396	Y-16
055-100303	26S71
055-300301	Fly-146
055-300303	26S71

Next page for MODEL & CHASSIS index

Service notes may be found at the end of the HALLICRAFTERS section.

HALLICRAFTERS

MODEL INDEX

MODEL	COLUMN NUMBER	MODEL	COLUMN NUMBER	MODEL	COLUMN NUMBER	MODEL	COLUMN NUMBER	MODEL	COLUMN NUMBER	MODEL	COLUMN NUMBER
T-54(Early)	2	21K200B	14	21TT750M	25	600/01/02/03/04	3	1026P	12	1089/A	12
T-54(Late)	2	21K201B	14	21TT751M	25	605/06	4	1027C	12	1092	12
T-60	2	21K210M	14	24K240B/M	13	680/81/90	3	1050/A	12	1095D	12
T-61/-64/-67	1	21K211B/M	14	24K241B/M	13	715/A	3	1051P/52P	12	1111P	12
T-68	2	21K220B	14	24K380B/M	20	716/17	3	1053P/54P	12	1113P	12
T-69	1	21K221B	14	24K381B/M	20	730/31	3	1055C/56C	12	1790P/V	28
10TS900B/M/T	26	21K230M	14	24K480B/M	20	732/33	9	1058U	12	14808	7
10TS901B/M/T	26	21K231M	14	24K481B/M	20	740/41	3	1059	12	17804C	6
14TS780B/M/T	26	21K330B/M	17	24KT550B/M	23	745	5	1060C/61C	12	17810M	10
17K110B/M	15	21K330BA/MA	19	24KT551B/M	23	750/51	5	1062C/63C	12	17811H	6
17K111B/M	15	21K331B/M	18	24T430B/M	19	760/61	5	1072	12	17812/13	6
17PT	28	21K340B/M	17	24T431B/M	19	805/08/10	10	1072A	12	17814	6
17T100B/M	15	21K340BA/MA	19	24T450B/M	21	810A	6	1073A	12	17815-H	6
17T101B/M	15	21K341B/M	18	24T451B/M	21	810C	10	1074	12	17816/17	6
17T170B/M	15	21K370B/M	20	24TS610B/M	22	811	6	1074A	12	17819/24	6
17T171B/M	15	21K371B/M	20	24TS611B/M	22	815	6	1074AT	12	17824-A	7
17T310B/M/W	16	21KF520B/M	23	24TT510B/M	23	818	6	1075	12	17825	6
17TS700M/MA	24	21KF521B/M	23	24TT511B/M	23	820/21	6	1075A	12	17829	8
17TS710T	24	21KT540B/M	23	27K250B/M	13	822	6	1075AT	12	17838/48/49/50	6
17TS710TA	24	21KT541B/M	23	27K251B/M	13	832/33	9	1076A	12	17860-H/61-H	6
17TS720T	24	21KT850B/M	25	505(Early)	2	860/61	6	1077	12	17905	10
17TS270TA	24	21KT851B/M	25	505(Late)	2	870	6	1078	12	17906	7
17TS730TA	24	21KT854B/M	25	506(Early)	2	871/80	6	1078A	12	17930/31/32	7
17TS74B/M	27	21KT855B/M	25	506(Late)	2	1000	8	1078AT	12	17933/34	7
17TS760B/BJX/M	27	21T120B/M	15	509/10	1	1001/02	8	1079A	12	20823	7
17TS780B/M		21T121B/M	15	511	1	1003/04	8	1081/A	12	20823-B	8
17TT700E/M	25	21T160B/M	15	512	1	1005/06	8	1081B/D	12	20823-C	7
17TT701E/M	25	21T161B/M	15	512C	1	1007	8	1081C/E	12	20872	10
17TT710	25	21T320B/M/W	17	513	1	1008	8	1082	12	20882	6
17TT711	25	21T321B/M/W	18	514	2	1010P/12P	12	1085/A	12	20990/S	6
17TT760T	25	21T360B/M	20	515	1	1013C	12	1085B/D	12	21923	7
17TT761T	25	21T361B/M	20	518/19/20	3	1015/16/17/18/19	8	1085C/E	12	21928	7
21K140B/M	15	21T420B/M	19	520E	1	1019	8	1086	12	21940	7
21K141B/M	15	21T421B/M	19	521	3	1021P	12	1088/A	12	21980	7
21K150M	15	21T440B/M	21	521E	1	1022C	12	1088B/D	12	20994	7
21K151M	15	21T441B/M	21	524	1	1025	11	1088C	12		

CHASSIS INDEX

CHASSIS	COLUMN NUMBER	CHASSIS	COLUMN NUMBER	CHASSIS	COLUMN NUMBER	CHASSIS	COLUMN NUMBER	CHASSIS	COLUMN NUMBER	CHASSIS	COLUMN NUMBER
A1100D	8	AH1200D	12	B2000D	23	C919120	3	F800D	6	M800S	10
A1200D	12	AJ1200D	12	B2003	24	D900D	7	F1100D	8	M900D	7
A1300D	15	AK1200D	12	B2005(Run 1)	25	D1200D	12	F1200D	12	M1000D	7
A1400D	14	AL1200D	12	B2010	26	D1300D	15	F1300D	15	N1000D	7
A1600D	16	AM1200D	12	B2011	26	D1400D	13	G1200D	12	P1000D	7
A1700D	18	AP1200D	12	B919120	3	D1800D	20	H1300D	15	P1200D	12
A1800D	20	AQ1200D	12	BA1200D	12	D1850D	19	J800D	6	Q1000D	7
A1850D	19	AR1200D	12	C1000D	11	D1900D	21	J1200D	12	R900D	7
A1900D	21	AX1200D	12	C1200D	7	D2000D	23	J1300D	15	R1000D	7
A2000D	23	AY1200D	12	C1300D	15	D2001D	22	K800D	6	R1200D	12
A2003	24	AZ1200D	12	C1400D	13	D2005(Run 1)	25	K1000D	7	T1200D	12
A2005(Run 1)	25	B1300D	15	C1800D	20	D919120	3	K1200D	12	W1000D	8
A2007	27	B1400D	14	C1850D	19	E800D	6	L800D	6	W1200D	12
A2010	26	B1600D-2A	17	C1900D	21	E900D	6	L900D	7	X1000D	8
A2011	26	B1800D	20	C2000D	23	E1300D	15	L1000S	10	X1200D	12
A/B2014	28	B1850D	19	C2001D	22	E1600D	17	L1200D	12	Y800D	6
AG1200D	12	B1900D	21	C2005(Run 1)	25	E2007	27	L919120	3	Z1000D	8

HALLICRAFTERS

PART NAME	1	2	3	4	5	6	7	8	9	10
Flyback	55C113[1] Fly-1	51B1038[2] HVO-50	55C133 Fly-5[7] (WC-20)	55C143 Fly-5[7] (WC-20)	55C144 Fly-5[7] (WC-20)	55C149[9] Fly-12[10]	55C149[9] Fly-12[10]	55C149[11] Fly-12[10]	55C154 Fly-5[7] (WC-20)	55C156/-E 55C171 Fly-8
Yoke	53B140 55B140 Y-3	53B140 55B140 Y-3	53A180 Y-3	53C186 Y-6	53B190 Y-5	53C197[13] Y-7[12]	53C197/201 Y-7[12]	53C197[13] Y-7[12]	53A180 Y-3	53C203-C[21] Y-12
Vertical Output	55C114 55B126 24S86	55C114 55B126 24S86	55A128 26S52	55B128 26S52	55B128-0 26S52	55B151 55C189 26S54	55B151 55-151 26S54	55B151 55C189 26S54	55A128 26S52	55A166[22] 26S52
Vert. Blocking Oscillator	55B115 24A87	55B115 24A87	55B115 24A87	55B115 24A87	55B115-A 24A87	55C115 55-115 24A87	55C115 55B115 24A87	55C115 55B115C 24A87	55B115 24A87	NOT USED
Width Coil	51B1072 WC-11	51B1072 WC-11	51B1072-1 WC-11	51B1072-1 WC-11	51B1072-1 WC-11	51B1330 51A1261/-C WC-14[14]	51B1330/41 WC-14[14]	51-1489 WC-18[14]	51B1072-1 WC-11	51B1277/-B 51B1438 WC-17
Linearity	51B1071 WC-14	51B1071 WC-14	51B1071 WC-14	51B1071 WC-14	51B1205 WC-14	51B1331 51A/B1243/-C WC-17	51B1331/40 WC-17[14]	51C1470 51A1470 WC-22[14]	51B1071 WC-14	51B1335 WC-18
Power	52C170/-2 26R27U[3]	52C170/-2 26R27U[3]	55C185 26R21	55C185 26R21	52C196 26R27U	52C204[15] 26R24	52C204/C 26R24	52C204[15] 26R24	52C185 26R21	52C212
Filament	NOT USED	NOT USED	NOT USED	NOT USED	NOT USED	NOT USED	NOT USED	NOT USED	NOT USED	NOT USED
Focus Coil	51B1065[4] FC-1	51B1065 FC-1	51B1157/8/9	51C1128	51B1159	51B1246 51A1287	51A1287 51-1372	51B1246 51-1372	51B1157	51B1337
Audio Output	85C079/-1 85C082/-1 24S52	55B080-3 22S45	55C134 24S52	55B142 24S61	55C134 24S52	55B150 24S51[5]	55B150 24S51[5]	55B150 24S51[5]	55C134 24S52	55A157 26S50
Choke	56C093 20C49[5]	56C093 20C49[5]	NOT USED	NOT USED	NOT USED	56C116 56B117 26C41[5]	56C116 56B117 26C41[5]	56C116 56B117 26C41[5]	NOT USED	56B116/117 26C41[5]
Horizontal Oscillator	SEE RINGING COIL	SEE RINGING COIL	51B1153 HS-3[8]	51A1153 HS-3[8]	51B1153 HS-3[8]	51B1242 HS-3	51B1242 HS-3	51B1242 HS-3	51B1153 HS-3[8]	51B1242 HS-3
Horizontal Ringing Coil	50B411 HS-5[6]	50B411 HS-5[6]	NOT USED	NOT USED	NOT USED	NOT USED	NOT USED	NOT USED	NOT USED	NOT USED
Antenna Input (Balun)	51B1039			15-1083	NOT USED	15-1083[17]	NOT USED		NOT USED	NOT USED
Video IF	50A372-1 17-1004	50A372-1 17-1004	50A431 17-1063	50B451 17-1062	50B458	51B1301[16] 19-1020	51B1301 19-1020	51B1334 17-1064	50A431 17-1063	19-1023
Video IF	50A37-1 17-1004	50A372-1 17-1004	50A431 17-1063	50B445 17-1020	50A431 17-1063	50A475 17-1062	50A475 17-1062	50A475 17-1062	50A431 17-1063	51A1288/-B 17-1063
Video IF	50A372-1 17-1004	50A372-1 17-1004	50A431 17-1063	50B444	50A431 17-1063	51B1332 50A476/-E	51B1332 50A476/-E	51B1332 50A476	50A431 17-1063	51A1289/-B 17-1063
Video IF	50A372-1 17-1004	50A372-1 17-1004	50A431 17-1063	50A431 17-1063	50A431 17-1063	50A477 17-1063	50A477 17-1063	50A477 17-1063	50A431 17-1063	NOT USED
Ratio Det. or Quadrature	50B406 17-3493	50B406 17-3493	50B406 17-3493	50B447 17-1012	50B406 17-3493	50C473/-D 17-1033	50C473 17-1033	50C473 17-1033	50B406 17-3493	50B473/-D 17-1033
Trap	51B1132 17-3401	51B1132 17-3401	NOT USED	50A450 17-3401	NOT USED	51B1333 50B474/G 20-1004	51B1333 50B474/G 20-1004	51B1333 50B474 20-1004	NOT USED	50B474/-G 20-1004
Trap	51A1037 17-3401	51A1037 17-3401	NOT USED	NOT USED	NOT USED	NOT USED	NOT USED	NOT USED	NOT USED	NOT USED
1st Sound IF	51B1132 17-3401	51B1132 17-3401	50A432	50B446 17-1011	50A432	51B1333 50B474/-G 20-1004	51B1333 50B474/-G 20-1004	51B1333 50B474 20-1004	50A432	50B474/-G 20-1004
2nd Sound IF	NOT USED	NOT USED	NOT USED	NOT USED	NOT USED	NOT USED	NOT USED	NOT USED	NOT USED	NOT USED
AM IF and FM IF	NOT USED	NOT USED	NOT USED	NOT USED	NOT USED	50B472 16-6758	NOT USED	NOT USED	NOT USED	NOT USED
AM IF and FM IF	NOT USED	NOT USED	NOT USED	NOT USED	NOT USED	50A472 16-6758	NOT USED	NOT USED	NOT USED	NOT USED
Peaking	51A1082	51A1082	51B1154	51A1190	51B1154	51A1256 19-3093[18]	51A1256 19-3093[18]	51A1256 19-3093[18]	51B1154	51A1257 19-3250[20]
Peaking	51A1079	51A1079	51A1155	51A1189	51B1155	51A1260 19-3250[19]	51A1260 19-3250[19]	51A1260 19-3250[19]	51A1155	51A1286
Peaking	51A1080	51A1080	51A1156	51A1154	NOT USED	51A1257 19-3250[20]	51A1257 19-3250[20]	51A1257 19-3250[20]	51A1156	51A1285
Peaking	51A1130	51A1130	NOT USED	51A1155	NOT USED	51A1259 19-3500[19]	51A1259 19-3500[19]	51A1259 19-3500[19]	NOT USED	51A1284
RF Choke	53B008 19-1006	53B008 19-1006	52B009	NOT USED	53B009		53B008 19-1006	53B008 19-1006	52B009	53A219 19-1001
Filament Choke	53A133 19-3001	51A133 19-3001	NOT USED	NOT USED	53A191	53A200 19-3001	53A200 19-3001	53A200 19-3001	NOT USED	NOT USED

Service notes may be found at the end of the HALLICRAFTERS section.

HALLICRAFTERS

PART NAME	11	12	13	14	15	16	17	18	19	20
Flyback	55C180 Fly-24	55D197/193 Fly-57	55D216 Fly-16[26] WC-20	55D219 Fly-38[29]	55D223/235[33] Fly-57[32]	55D251 Fly-25	55B253[40] Fly-25[39]	55B253[40, 43] Fly-25[39]	55D274[43] Fly-25[44]	55D273 Fly-25[44]
Yoke	53C237 Y-7[12]	53A268/271 53C263 Y-11[24]	53D311 Y-14[12]	53C305 Y-9[12]	53C303[34] Y-11[12]	53D324 Y-11[24]	53D325 Y-16[12, 41]	53D325 Y-16[12, 41]	53D325 Y-16[12, 41]	53D354 Y-16[45]
Vertical Output	55B151 55-151 26S54	55C192 26S17	55B218 55C218 26S52[5]	55A217 27S14	55C192 26S17	55C249 26S17	55B260[42] 26S76	55C260 26S76	55C260 26S76	55C260 26S76
Vert. Blocking Oscillator	55C115 55B115 24A87	55B190 55C190 26A05	55B221 24A87	55B221 24A87	55B190 26A05	55B250 26A05	55B250 26A05	55B250 26A05	55B250 26A05	55B250 26A05
Width Coil	51-1489 WC-18[14]	NOT USED	51B1637 WC-20[14]	51B1637 WC-20[14]	51B1788[36] WC-18	NOT USED	NOT USED	NOT USED	NOT USED	NOT USED
Linearity	51A1470 WC-22[14, 23]	NOT USED	51A1470 WC-22[14]	51A1470 WC-22[14]	NOT USED	NOT USED	NOT USED	NOT USED	NOT USED	NOT USED
Power	52C204/C 26R24	NOT USED	52C287 26R92	52C291 26R92	NOT USED	See Filament	See Filament	See Filament	See Filament	See Filament
Filament	NOT USED	52C258 52C290	52C322 26F64	52C322 26F64	52C258 52D290	52C322 26F64	52C341 26F64	52C322 52C341 26F64	52C322 26F64	52C322 26F64
Focus Coil	51B1246	NOT USED	NOT USED	NOT USED	NOT USED	NOT USED	NOT USED	NOT USED	NOT USED	NOT USED
Audio Output	55B150 24S51[5]	55B191/A 55C191 24S50	52B222 52C222 26S49	52B222 52C222 26S49	55B191 55C191 24S50	55B248 24S53	55B248 24S53	55B248 24S53	55B248 24S53	55B248 24S53
Choke	56C116 56B117 26C41[5]	NOT USED	56B164 56A164 26C44	56B165 26C41		56B187 26C41	51B187 26C41	51B187 26C41	51B187 26C41	51B187 26C41
Horizontal Oscillator	51B1242 HS-3	SEE RINGING COIL	51B1716 HS-6	51B1716 HS-6	SEE RINGING COIL	50B622 HS-9[8]	50B648 HS-9[8]	50B648 HS-9[8]	50B648 HS-9[8]	50B648 HS-9[8]
Horizontal Ringing Coil	NOT USED	55B1642 50B1536 HS-5	NOT USED	NOT USED	51B1642 HS-5	NOT USED	NOT USED	NOT USED	NOT USED	NOT USED
Antenna Input (Balun)			NOT USED	NOT USED	51A1684	NOT USED	NOT USED	15-1082		
Video IF	51B1334 17-1064	51B1301 17-1003	50C604 17-4503[31]	50C604 17-4503[31]	51B1643 17-5001[5, 38]	51A1861 17-1003	51A1861 17-1003	51A1926 17-4504[31]	51A1926 17-4504[31]	51A1926 17-4504[31]
Video IF	50A475 17-1062	50B561/62 50B568/73 17-5003[5, 38]	50C610 17-4504[31]	50C610 17-4504[31]	50B573 17-5003[5, 38]	51A1854 17-1062	51A1854 17-1062	51A1925 17-4501[31]	51A1925 17-4501[31]	51A1925 17-4501[31]
Video IF	51B1332 50A476	50B575 17-5001	50C609 17-4504[31]	50C609 17-4504[31]	50B574 17-5002[38]	51A1862	51A1862	51A1927 17-4500	51B1948 17-4501	51B1948 17-4501
Video IF	50A477 17-1063	50B574 17-5002[38]	50C606/7 17-4504[31]	50C606/7 17-4504[31]	50B575 17-5001	50A623	50A623	50A654 17-5004	50A654 17-5004	50A654 17-5004
Ratio Det. or Quadrature	50C473 17-1033	50C473 17-1033	50C473 17-1033	50C473 17-1033	50C473 17-1033	51A1857 20-1005	51A1857 20-1005	51A1857 20-1005	51A1857 20-1005	51A1857 20-1005
Trap	51B1333 50B474 20-1004	51B1541 20-1004	51B1542 20-1004	51B1542 20-1004	51B1541 20-1004	NOT USED	NOT USED	51A1858	51A1858	51A1858
Trap	NOT USED	51C1643 20-1049	50C605	50C605	NOT USED	NOT USED	NOT USED	NOT USED	NOT USED	NOT USED
1st Sound IF	51B1333 20-1004	51B1542 20-1004	51B1715 17-1031	51B1715 17-1031	51B1542 20-1004	51A1858 20-1020	51A1858 20-1020	51A1858 20-1020	51A1858 20-1020	51A1996 51A1858 20-1020
2nd Sound IF	NOT USED	NOT USED	NOT USED	NOT USED	NOT USED	51A1859 20-1020	51A1859 20-1020	51A1859 20-1020	51A1859 20-1020	51A1859 20-1020
AM IF and FM IF	50-472 16-6758	NOT USED	NOT USED	NOT USED	NOT USED	NOT USED	NOT USED	NOT USED	NOT USED	NOT USED
AM IF and FM IF	50-472 16-6758	NOT USED	NOT USED	NOT USED	NOT USED	NOT USED	NOT USED	NOT USED	NOT USED	NOT USED
Peaking	51A1256 19-3093[18]	51A1578	53A307 19-1006	53A307 19-1006	53A307 19-1006	53A307 19-1006	53A307 19-1006	53A307 19-1006	53A307 19-1006	53A307 19-1006
Peaking	51A1260 19-3250[19]	51A1579/80	51B1740 19-3300[20]	51B1740 19-3300[20]	51B1708 19-3100	51A1855 19-3660	51A1875 19-4950[20]	51A1875 19-4950[20]	51A1952 19-4160	51A1952 19-4160
Peaking	51A1257 19-3250[20]	51A1581 19-4060	51B1741 19-3093[27]	51B1741 19-3093[27]	51B1710 19-3500	51A1856 19-4250	51C1876 19-3500	51C1876 19-3500	51A1947 19-3500[20]	51A1947 19-3500[20]
Peaking	51A1259 19-3500[19]	51A1582 19-4950	See note 28	See note 28	See note 37	NOT USED	NOT USED	NOT USED	51A1946 19-4950	51A1946 19-4950
RF Choke	53B008 19-1006	53B008 19-1006	53A307 19-1006	53A307 19-1006	53A307 19-1006	53A307 19-1006	53A307 19-1006	53A307 19-1006	53A307 19-1006	53A307 19-1006
Filament Choke	53A200 19-3001	53A266 19-3001	53A282 19-3001	53A282 19-3001	53A282 19-3001	53A282 19-3001	53A282 19-3001	53A282 19-3001	53A342 19-1006	53A282 19-3001

Service notes may be found at the end of the HALLICRAFTERS section.

PART NAME	21	22	23	24	25	26	27	28		
Flyback	55D274 55A274 Fly-25[44]	55-274 Fly-25[44]	55-281 Fly-25[44]	55D285 Fly-109	55D285[49] Fly-109	55-304 55-307 Fly-146	55-301 55C301 Fly-146	055-300301 Fly-146		
Yoke	53D325 Fly-16[12, 41]	53-364 Y-16[12,45]	53-363 Y-16[12,45]	53-377 Y-10[12]	53-377 Y-10[12]	53-398 Y-50	53-396 53C396 Y-16[12]	053-300396 Y-16		
Vertical Output	55C260 26S76	55C260 26S76	55C260 26S76	55C284 55D284 26S77	55C284 26S77	55-309/-308 26S75[50]	55A303 55-303 26S71	055-100303 055-300303 26S71		
Vert. Blocking Oscillator	55B250 26A05	55B250 26A05	55B250 26A05	NOT USED	NOT USED	NOT USED	NOT USED	NOT USED		
Width Coil	NOT USED	NOT USED	NOT USED	NOT USED	NOT USED	NOT USED	NOT USED	NOT USED		
Linearity	NOT USED	NOT USED	NOT USED	NOT USED	NOT USED	NOT USED	NOT USED	NOT USED		
Power	NOT USED	NOT USED	NOT USED	NOT USED	NOT USED	NOT USED	NOT USED	NOT USED		
Filament	NOT USED	NOT USED	52-380-B 26F64[47]	NOT USED	NOT USED	NOT USED	NOT USED	NOT USED		
Focus Coil	NOT USED	NOT USED	NOT USED	NOT USED	NOT USED	NOT USED	NOT USED	NOT USED		
Audio Output	55-191 55B248 24S53	55B248 24S53	55-282 24S52[5]	55B248 24S53	55C292 24S53	55C306 24S48	55C302 24S48	255-100012 24S48		
Choke	56B187 26C41	56B187 26C41	56B219 26C43	56B224 26C41	56B224 26C41	56A253 26C92[5]	56A250 26C44[5]	256-200002 26C92		
Horizontal Oscillator	50B648 HS-9[8]	50B648 HS-9[8]	SEE RINGING COIL	SEE RINGING COIL	SEE RINGING COIL	SEE RINGING COIL	SEE RINGING COIL	SEE RINGING COIL		
Horizontal Ringing Coil	NOT USED	NOT USED	51B1536 HS-5	51B1536 HS-5	51B1536 HS-5	51-2169 HS-5	21-2169 HS-5	051-202169 HS-5		
Antenna Input (Balun)	15-1083									
Video IF	51A1926 17-4504[31]	51A1926 17-4504[31]	51A1926 17-4504[31]	51-2104 20-1049	51-2104 20-1049	51-2167 17-4534	51-2167 17-4534	051-202167 17-4534		
Video IF	51A1925 17-4501[31]	51A1925 17-4501[31]	51A1925 17-4501[31]	51-2105 17-4524	51-2105 17-4524	51-2168 17-4522	51-2168 17-4522	051-202168 17-4522		
Video IF	51B1948 17-4501	51B1948 17-4501	51B1948 17-4501	50-688 17-5004	50-688 17-5004	50-688 17-5004	50-688 17-5004	050-200688 17-5004		
Video IF	50A654 17-5004	50A654 17-5004	50A654 17-5004	NOT USED	NOT USED	NOT USED	NOT USED	NOT USED		
Ratio Det. or Quadrature	51A1857 20-1005	51A1857 20-1005	51A1857 20-1005	51A1857 20-1005	51A1857 20-1005	51B1857 20-1005	51A1857 20-1005	051-201857 20-1005		
Trap	51A1858 20-1020	51A1858 20-1020	51A1858 20-1020	51B1996 20-1020	51B1996 20-1020	51B1996 20-1020	51B1996 20-1020	051-202166 20-1020		
Trap	NOT USED	NOT USED	NOT USED	NOT USED	NOT USED	NOT USED	NOT USED	NOT USED		
1st Sound IF	51A1996 51A1858 20-1020	51A1996 51A1858 20-1020	51A1996 51A1858 20-1020	51B1996 20-1020	51B1996 20-1020	51B1996 20-1020	51B1996 20-1020	051-201996 20-1020		
2nd Sound IF	51A1859 20-1020	51A1859 20-1020	51-2065-C 17-1021	51-2103 20-1020	51-2103 20-1020	51-2166	51-2166	051-201996 20-1020		
AM IF and FM IF	NOT USED	NOT USED	NOT USED	NOT USED	NOT USED	NOT USED	NOT USED	NOT USED		
AM IF and FM IF	NOT USED	NOT USED	NOT USED	NOT USED	NOT USED	NOT USED	NOT USED	NOT USED		
Peaking	53A307 19-1006	53A307 19-1006	53A307 19-1006	53A307 19-1006	53A307 19-1006	51-2102 19-3660	51-2102 19-3660	51-2102 19-3660		
Peaking	51-1952 19-4160	51-2031 19-4400	51C2031 19-3300	51-2102 19-3660	51-2102 19-3660	51-2101 19-4400[48]	51-2101 19-4400[48]	51-2101 19-4400[48]		
Peaking	51-1947 19-3500[20]	51-2030 19-4400	51A2040 19-3250	51-2101 19-4400[48]	51-2101 19-4400[48]	51-2184 19-3160[46]	51A2184 19-3160[46]	51A2184 19-3160[46]		
Peaking	51A1997 19-4950	51-2029 19-3180[46]	51A2041 19-3180[20]	51-2100 19-3180	51-2100 19-3180	NOT USED				
RF Choke	53-342 19-1006	53-342 19-1006	53-342 19-1006	53A342 19-1006	NOT USED	53A307 19-1006	53A307 19-1006	53A307 19-1006		
Filament Choke	53A282 19-3001	53A282 19-3001	53A282 19-3001	53A282 19-3001	NOT USED	NOT USED	53-342	53-342		

Service notes may be found at the end of the HALLICRAFTERS section.

1 55C121/-1 replaced by Fly-1, 55C125 used in a few models-no replacement.
2 55-117 used with 50B1038 replaced by Fly-1 (Do not use HV winding).
3 Use high secondary tap and high current 6.3 volt winding.
4 51C1128, 51B1151 used in a few models - no replacement.
5 Mounting difference.
6 Mount in original can.
7 Use schematic #1 packaged with unit.
8 Reverse coil in can.
9 55C152/-B used in a few models - no replacement.
10 Connect as original (terminal #1 and T not used).
11 55D180, 55C180 used in a few models replaced by Fly-24.
12 May require use of original network.
13 53C237/201/197-B, 55-237 all replaced by Y-7[12].
14 Requires use of original slug or remount thru chassis.
15 52C223 used in a few models replaced by 26R22.
16 50B471-C, 51B1334 replaced by 17-1064, 50B471 replaced by 17-1062.
17 15-1082 used in alternate tuner (check general catalog for discription).
18 Parallel with 6.8K resistor.
19 Parallel with 2.2K resistor.
20 Parallel with 15K resistor.
21 53A212, 53C218 replaced by Y-12.
22 55A128/-B replaced by 26S52.
23 Connect to red and blue terminals.
24 Change wiring to conform with original circuit.
25 Connect as autoformer with 44:1 turns ratio.
26 Original terminals 9-8-5-7-4-T
New terminals 9-7-7-3-3-1
Connect WC-20 terminals 3 & 4 to Fly-16 terminals 1 & 3 and connect 3 & 4 of WC-20 to original #1 & #3. Remove 120UUFD connected to original terminal #8, and remove 39 ohm and .47UFD parallel combination on original terminals #5 & #8.
27 Parallel with 10K resistor.
28 51B1821 replaced by 19-3500 (parallel with 1K resistor), 51B1739 replaced by 19-3125 (parallel with 12K resistor), 53A307 replaced by 19-1006.
29 Original terminals 9-7 -5 -4-T-3 -1
New terminals 3-2 & 10-2 & 10-6-4-AGC-AGC.
30 Connect as autoformer and connect with 12:1 turns ratio.
31 Detune trap winding.
32 Original terminals 5 - 3 - 2 - 1 Alter width control shaft to fit original
New terminals 6 - 3 & 4 - 2 - 1 extension.
33 55D197 replaced by Fly-57 used in chassis C/D 1300D.
34 53A271 replaced by Y-11 (change wiring to conform with original circuit), 53C320 used in chassis H1300D & J1300D - no replacement.
35 Connect as autoformer.
36 Used in chassis C/D 1300D only - 51B1835 used in remaining chassis of this column-no replacement.
37 53A304 replaced by 19-1003, 51B1711 replaced by 19-3300 (parallel with 22K resistor), 51B1712 replaced by 19-1923, 51B1713 replaced by 19-4840.
38 Use one winding only.
39 Original terminals 4 -3 - 1 - 5 - 2
New terminals HV. -6 - 3 - 5 - 2
40 55B266 alternate part also replaced by Fly-25, Connect as follows:
Original terminals 4 - 7 - 2 - 6
New terminals 6 - 3 - 5 - 2
41 Jumper lugs 3 & 5.
42 55C254 used in a few models - no replacement.
43 55D270 replaced by Fly-25 - Connect as follows:
Original terminals 4 - 5 - 6
New terminals 6 - 3 - 2
44 Original terminals 4 - 5 - 2 - 6
New terminals 6 - 3 - 5 - 2
45 Jumper terminals 1 & 5.
46 Parallel with 22K resistor.
47 Tape 24V tap.
48 Parallel with 3.9K resistor.
49 55D289 used in some models - no replacement.
50 Connect #1 of 26S75 to plate of output tube, #2 of 26S75 to B+, #7 of 26S75 to #6 of yoke, #10 of 26S75 to #4 of yoke.

PARTS LIST

USE THIS PAGE if PART NUMBER is available.

HOFFMAN

MFR'S. PART	REPLACEMENT
T5002	26R63
T5100	26C93
T5101	19-3001
T5102	Fly-1
T5104	24S60
T5105	26S78
T5200	FC-1
T5201	17-1001
T5202	17-1002
T5203/04	17-1003
T5205	19-4122
T5206	19-3093
T5207	19-4180
T5208	19-3250
T5209	17-1011
T5210	17-1013
T5211	WC-14
T5212	WC-11
T5213	HS-1
T5214	24A88
T5216	Y-3
5015/16/17	26R27U[1]
5020	26R28[1,17]
5021	26F65[1]
5023	26R95[1]
5026	24R05
5027	26R95[1]
5029	26R95[1]
5031	26R19
5032	26R15
5033/-2	
5034	
5035	Fly-24[30]
5036	26R34
5039	
5040	
5042	26R34
5048/-2	
5049/-1	26R13
5050	26R13
5052	
5053	26R13
5055-1	26R13
5056	
5058	
5060	
5061	
5061-1	26R00
5062	
5064	26R92[39]
5066	
5067	
5067-1	26R19[45]
H5070/71	
5073	26R89
H5073	26R89
5079	26R92
5081	26R92
5104A	24S60
5106/A/-2/-3	26S17
5109A	26S25
5111-2	26S59
5116A	24S60[11]
5118A	Fly-16[63]
5121A/-1	Y-14[8]
5123	Fly-1
5124	24S52[1]
5124A-1	Y-11[18]
5125	
5127	26A04
5127/-A	26A04
5128	24S82
5128A	24S82
5129	24S86[1]
5131	26S48
5132	
5132A	Fly-24[58]
5133	19-3001

MFR'S. PART	REPLACEMENT
5134	Fly-1
5134A/-1	Fly-76[41]
5135	Fly-4
5135A	26C93
5136/-A	
5139	Fly-24W
5140	26S52
5140A	26S72
5142	26S49
5143A	
5144	Fly-24W
5145	Fly-24W
5146	Fly-24W
5147	26S48
5148	Fly-24W
5149	Fly-24W
5152	22S56
5152A	
5154	
5154A-3	Fly-205
5155	Fly-24W
5155A/-1/-2	26S77
5156	Fly-12
5157	26S54
5157A	
H5157A	26S48
5158	26S48
5158-2	Fly-204
5158A	Fly-204
5160	Fly-12
5160A	24S82
5161	19-3001
5162	26A05
5162A	
5163	24S50
5164	26S17
5164A	26C92
H5164A	26C92
5165	Fly-206
5166	19-3036
5168	Fly-206
5170	
5171	16-6758
5172	16-6758
5173	26S50
5174	
5175	26C41
5176/-1	26A05
5177	26S19
5177A/-4	Fly-16[1,53]
5178	24S50
5179	26S54
5184	Fly-18
5184A	24S53
5186	26S48
5187	Fly-161
5188	26S72
5188-6	26S72
5189	Y-14[8]
5189A/-2	26S71[1]
5190A	26C77
5191A	Fly-109
5192	24S60[1]
5193	26S75[24]
5194	26S17
5195	26C76
5196	Fly-161
5196A	26S48
5197	Fly-8[36]
5198-1	Y-11[8,9]
5205	19-4122
5206	19-3093
5207	19-4180
5208	19-3250
5211A	20-1004
5219A	17-4534
5220A	17-4535
5221A	17-4536

MFR'S. PART	REPLACEMENT
5235A	17-1033
5236A-1	HS-5
5240A	20-1045
5241A	20-1049
5241A-6/5	20-1045
5242/A	17-5004
5242A-3	17-5004
5242A6	17-5004
5243A	
5248A	19-3100[37]
5250A	19-3300
5251A	19-4400[29]
5252A	17-3497
5252A-1	17-3497
5254-A	17-5004
5255-A	20-1004
5256A	20-1004
5262	
5263A	19-3100
5264A	19-3036
5265A	19-3500
5266	19-1003
5266A	19-4950
5267A	19-1003
5269A	19-1005
5276A	19-3250
5281A	
5284A	
5285A	
5286A	16-6758
5287	16-6758
5290	WC-11
5291	WC-22
5292	
5293	Y-3[8]
5294	WC-14
5295	WC-11
5295A	WC-23
5296A	
5297A	17-5004
5298	17-1004
5299	20-1021
5300	HS-5
5300A	
5301	19-3300
5302	19-4160
5303	19-4201
5304	17-1011
5305	17-1043
5307A	
5308	20-1004
5309	
5316	WC-11
5316A	
5317	WC-23
5317A	17-5004
5321A	20-1004
5322A	20-1004
5324	Y-6[8,9]
5324A	
5325	WC-23
5326	WC-17
5326A	17-4535
5327A	17-4536
5328A	19-4950
5330A	19-4201
5331A	19-3100
5334A	17-4522
5335	
5336A	17-1026
5336A-1	HS-5
5338	19-4060
5338A	19-4950
5339	19-3300[3]
5340	19-3300
5341	
5363A	17-4534
5369A	20-1007

MFR'S. PART	REPLACEMENT
5370A	17-3495
5376	20-1004
5376A	20-1004
5386	
5387	
5388	
5389	Y-18
5391	17-1006
5395	20-1021
5396	20-1006
5402	20-1004
5403	16-3487
5404	16-3487
5405	16-6758
5406	16-6758
5413	17-3484
5417	19-4250
5418	19-3250
5420	17-1063
5422	WC-17
5423	WC-22
5424	19-4180
5428	20-1004
5429	17-3493
5430	17-3402
5433	19-4180
5434	19-4950
5434A	19-4950
5437	20-1004
5438	
5439	17-4523
5440	20-1045
5441	17-4522
5442	17-4523
5443	17-1033
5444	17-1064[27]
5445	17-1064[27]
5446	17-1003
5447	HS-5
5448	19-3180
5449	19-3300
5450	19-4412[29]
5451	19-4121
5452	19-4840
5453	20-1004
5454	17-3401
5455	
5456	
5457	WC-17
5459	19-4180
5460	19-3250
5461	19-3180[29]
5462	20-1004
5464	WC-18
5537	17-5001
5538	17-5004
5538-6	17-5004
5538-8	17-5004
5539	
5541	17-4522
5542	17-4523
5543	17-5001
5545	19-3100
5547	19-3100[29]
5548	19-3180
5562	17-4525
5571	WC-14
5591	17-4531
5593/-1	16-3445
9712	Y-10[10]
9714	Y-4
9723	Y-11
9729	Y-10
9747	Y-35
9748	Y-16[8,9]
9753	Y-35
9761	Y-35[68]

MFR'S. PART	REPLACEMENT
H54546	20-1004
716001	26R62
716003	
716004	26R92[69]
716005	26R92
716020/-1/-2	
716021/-3	
716026	
716029	
716030	
716033	
716038	
724001	24S83
724003	24S82
724004	26S48
724005	24S56
724006	22S58
724016/-1	24S49
724017	
724019	24S49
724021	26S48
724025	24S48
724029	24S58
724033	24S06
724038	24S83
724039	26S49
724041	24S48
728001	
728002	26S77
728004	
728007/-2	
728008	
728010/-2	26S71[1]
728011	
730001	26A03
734001	26C81
734003	26C92
734004	26C77
734005	26C77
734006	26C77
734007	26C79
734008	26C77
750004	19-1011
750005	19-1005
750006	19-1001
750013	19-1008
750014	19-1004
750016	19-1002
754003	
760001	
760002	
760003	17-3495
760004	17-5004
760009	
760010	
760011	16-6758
760012	16-3487
760013	16-3487
760017	
760019	17-5004
760022	17-4514
760024	17-3495
760025	
762001	
762002	
762003	
762004	
762005	20-1004
762006	17-4534
762007	17-4536
762009	17-4522
762010	17-4534
762013	
762014	
762017	17-4522
762018	17-1031[1]
762019	17-5004

MFR'S. PART	REPLACEMENT
762020	17-4534
762021	20-1004
762022	17-4536
762023	17-4535
762024	17-3495
762025	17-4536
762027	20-1020
762028	20-1049
762029	
762030	
762031	17-4502
762032	17-4536
766001	
768001	HS-7
768004	HS-5
768006	HS-7
768007	HS-10
768012	HS-5
768014	HS-7
768015	HS-8
768016	HS-5
768017	HS-5
768020	HS-5
768021	HS-5
771008	19-3100
771012	19-4201
771019	
771030	19-3250
771032	19-3160
771033	19-4201
771034	19-3100
771035	19-3160
771330	19-3330
774001	20-1007
774002	17-3497
774003	
774004	17-3498
774005	
774006	
774007	20-1005
774009	20-1005
776006	
778002	WC-18
780001	17-4538
780002	
782001	
782002	Fly-204
782005/-1	Fly-100
782006/-1	Fly-201[48]
782007	Fly-201
782009	Fly-201[32]
782010	Fly-201[32]
782011	Fly-100[25]
782012	
782013	Fly-146[74]
788001	
788005	Y-52[8]
790002	Y-16
790005	Y-52[8]
790006	
790007	Y-48[9]
790008	Y-52
790009	Y-52[9]
790010	Y-52[9]
790011	Y-52[9]
790013	Y-45[75]
790014	Y-52[9]
99688	
99698	Y-11[8,9]
99723	Y-11[8]
99740	Y-11[8]
99785	Y-14[8,9]
99785/-1	Y-14[8,9]
99787/-3	Y-16[8]
99810	Y-16[8]
99811/-1	Y-14[8]
99828/-2	Y-10[51]

Next page for MODEL index

Service notes may be found at the end of the HOFFMAN section.

MODEL INDEX

MODEL	COLUMN NUMBER
B1007/U	18
B1011/U	21
B1011U2	21
B1024/U/U2	21
B1031/U/U2	21
B1041/U	20
B1061/U	20
B1081/U	21
B1091/U	21
B1101U2	21
B1111/U	21
B1121/U	21
B1131/U	20
B1161/U	24
B1191/U	24
B1201	24
B1201U	24
B1211/U	24
B1227/U	27
B1231/U	24
B1241/U	24
B1251	24
B1251U	24
B1261/U	24
B1277	30
B1281	24
B1291	30
B1311	24
B1327	31
B1331	31
B1347	31
B1351	31
B1367	31
B1371	31
B2021/U	29
B3001/U/U2	21
B3011/U	21
B3021/U	20
B3031/U	21
B3054/U	20
B3061/U	21
B3071/U	21
B3081/U	25
B3101/U	21
B3114/U	21
B3151/U	24
B3191/U	25
B3201/U	24
B3214/U	24
B3221/U	24
B3234/U	24
B3241/U	24
B3251	24
B3251/U	24
B3261/U	24
B3271/U	24
B3291/U	26
B3304/U	24
B3311/U	24
B3321	24
B3321U	24
B3331/U	24
B3341/U	24
B3351/U	24
B3364/U	24
B3374/U	24
B3391	24
B3401	24
B3411	30
B3421	30
B3431	26
B3441	26
B3451	24
B3461	24
B3501	24
B3511	24
B3521	24
B3531	24
B3541	26
B3551	26
B3561	31
B3571	31
B3581	26
B3601	26
B3611	26
B3621	26
B3631	31
B3641	31
B3653	31
B3663	31
B3673	31
B3683	31
B3723	31

MODEL	COLUMN NUMBER
B3733	31
B3743	31
B3753	31
B3803	34
B3813	34
B3823	34
B3833	34
B4041/U	29
B4061/U	29
BG1151/U	24
BR1367	31
BR1371	31
BR3653	31
BR3663	31
BR3673	31
BR3683	31
BR3813	34
BR3823	34
BR3833	34
BT1144/U	23
BW1144/U	23
BW1707	28
BW1707-A	28
C3531	24
C3581	26
C3621	26
CT-800/01	1
CT-802	1
CT-816/17	1
CT-900/01	1
CT-902	1
CW1707	28
CW1707-A	28
GT1144/U	23
K1011/U/U2	21
K1024/U/U2	21
K1061/U	20
K1081/U	21
K1151/U	24
K1191/U	24
K1211/U	24
K1231/U	24
K1241/U	24
K1277	30
K1281	24
K1291	30
K1311	24
K1327	31
K1331	31
K1351	31
K1367	31
K1371	31
K1919	33
K3341/U	24
K3441	26
K3531	24
K3581	26
K3621	26
K3843	34
KR1367	31
KR1371	31
KR3843	34
M1007/U	18
M1011/U/U2	21
M1024/U/U2	21
M1031/U/U2	21
M1041/U	20
M1061/U	20
M1091/U	21
M1111/U	21
M1121/U	21
M1131/U	20
M1161/U	24
M1191/U	24
M1201	24
M1201U	24
M1211/U	24
M1227/U	27
M1231/U	24
M1241/U	24
M1251	24
M1251U	24
M1261/U	24
M1277	30
M1281	24
M1291	30
M1311	24
M1327	31
M1331	31
M1347	31
M1351	31
M1367	31
M1371	31

MODEL	COLUMN NUMBER
M2021/U	29
M3001/U/U2	21
M3011/U	21
M3021/U	20
M3031/U	21
M3054/U	20
M3061/U	21
M3071/U	21
M3081/U	21
M3101/U	20
M3114/U	20
M3151/U	24
M3181/U	25
M3201/U	24
M3214/U	24
M3221/U	24
M3234/U	24
M3241/U	24
M3251	24
M3251U	24
M3261/U	24
M3271/U	24
M3281/U	26
M3304/U	26
M3311/U	24
M3321	24
M3321U	24
M3331/U	24
M3341/U	24
M3351/U	26
M3364/U	24
M3374/U	24
M3391	24
M3401	24
M3411	30
M3421	30
M3431	26
M3441	26
M3451	24
M3461	24
M3501	24
M3511	24
M3521	24
M3531	24
M3541	26
M3551	26
M3561	31
M3571	31
M3581	26
M3601	26
M3611	26
M3621	26
M3631	31
M3641	31
M3653	31
M3663	31
M3673	31
M3683	31
M3703	31
M3723	31
M3733	31
M3743	31
M3753	31
M3803	34
M3813	34
M3823	34
M3833	34
M3853	34
M9003	35
M4041/U	29
M4061/U	29
MG1151/U	24
MR1367	31
MR1371	31
MR3653	31
MR3663	31
MR3673	31
MR3683	31
MR3813	34
MR3823	34
MR3833	34
MR3853	34
P1007/U	18
P1031/U/U2	21
P1041/U	20
P1121/U	21
P1151/U	24
P1201	24
P1201U	24
P1211/U	24
P1227/U	27
P1231/U	24
P1251	24

MODEL	COLUMN NUMBER
P1251U	24
P1261/U	24
P1277	30
P1327	31
P3001/U/U2	21
P3011/U	21
P3021/U	20
P3031/U	21
P3054/U	20
P3071/U	21
P3081/U	25
P3091/U	21
P3101/U	21
P3114/U	21
P3214/U	24
P3234/U	24
P3241/U	24
P3251	24
P3251U	24
P3261/U	24
P3271/U	24
P3281/U	26
P3304/U	24
P3311/U	24
P3321	24
P3321U	24
P3364/U	24
P3374/U	24
P3621	26
P7001/U	21
PT1144/U	23
RW1707	28
RW1707-A	28
SG1144/U	23
SL1347	31
SP1161/U	24
SP1291	30
SP1327	31
SP1331	31
SP1351	31
SP1367	31
SP1371	31
SP2021/U	29
SP3061/U	21
SP3091/U	21
SP3151/U	24
SP3161/U	24
SP3181/U	25
SP3201/U	24
SP3221/U	24
SP3234/U	24
SP3331/U	24
SP3341/U	24
SP3351/U	26
SP3391	24
SP3401	24
SP3411	30
SP3421	30
SP3431	26
SP3441	26
SP3451	24
SP3471	24
SP3501	24
SP3531	24
SP3541	26
SP3551	26
SP3561	31
SP3571	31
SP3581	26
SP3601	26
SP3611	26
SP3621	26
SP3631	31
SP3641	31
SP3653	31
SP3663	31
SP3673	31
SP3683	31
SP3703	31
SP3723	31
SP3733	31
SP3743	31
SP3753	31
SP3803	34
SP3813	34
SP3833	34
SP3853	34
SP4041/U	29
SP4061/U	29
SP9003	35
SPR1367	31
SPR1371	31
SPR3653	31

MODEL	COLUMN NUMBER
SPR3663	31
SPR3673	31
SPR3683	31
SPR3833	34
SPR3853	34
T1919	33
TW1707	28
TW1707-A	28
W1007/U	18
W1031/U/U2	21
W1041/U	20
W1111/U	21
W1121/U	21
W1161/U	24
W1201	24
W1201U	24
W1227/U	27
W1251	24
W1251U	24
W1277	30
W1291	30
W3001/U/U2	21
W1327	31
W1331	31
W1347	31
W1351	31
W1367	31
W1371	31
W1919	33
W3011/U	21
W3021/U	20
W3054/U	20
W3061/U	21
W3071/U	21
W3081/U	25
W3101/U	21
W3114/U	21
W3201/U	24
W3214/U	24
W3221/U	24
W3251	24
W3251U	24
W3311/U	24
W3321	24
W3321/U	24
W3391	24
W3401	24
W3411	30
W3421	30
W3451	24
W3461	24
W3501	24
W3511	24
W3521	24
W3531	24
W3541	26
W3551	26
W3561	31
W3571	31
W3581	26
W3601	26
W3611	26
W3621	26
W3631	31
W3641	31
W3653	31
W3663	31
W3673	31
W3683	31
W3703	31
W3723	31
W3733	31
W3743	31
W3753	31
W3803	34
W3813	34
W3823	34
W3833	34
W3843	34
W3853	34
W9003	35
WR1367	31
WR1371	31
WR3653	31
WR3663	31
WR3673	31
WR3683	31
WR3813	34
WR3823	34
WR3833	34
WR3843	34
WR3853	34
X3341/U	24

MODEL	COLUMN NUMBER
7B104	6
7B110	9
7B110B	11
7B113	9
7B113B	11
7B125/U	6
7B128	11
7B141/U	5
7B157/U	14
7B170/U	18
7B182P/P2/P2G	18
7B303	6
7M103	6
7M109	9
7M109B	11
7M112	9
7M112B	11
7M124/U	6
7M127	11
7M140/U	5
7M156/U	14
7M169/U	18
7M181P/P2/P2G	18
7M302	6
7P105	6
7P111	9
7P111B	11
7P114B	11
7P126/U	6
7P129	11
7P142/U	18
7P158/U	14
7P171/U	18
7P304	6
7W181P/P2G	18
20B102	2
20B102F	6
20B501	2
20M101	2
20M101F	6
20M500	2
20P502	2
21B107	6
21B116	6
21B122	11
21B134	11
21B137/U	6
21B144/U	6
21B147/U	13
21B154/U	14
21B161	13
21B161A/AU	13
21B161U	13
21B163/U	14
21B164	14
21B164S/SU	18
21B164U	14
21B64X/XU	14
21B167	14
21B167A/AU	14
21B167U	14
21B173/U	18
21B176	18
21B176C2	18
21B176CU	18
21B176S/SU	18
21B176U	18
21B179	16
21B179C2	15
21B179L/LU	16
21B179N/NU	16
21B179S/SU/U2	15
21B179U	16
21B184/U	18
21B184P/P2	18
21B185P	18
21B188/U/U2	18
21B191/C2	18
21B191U/U2	18
21B194/C2	15
21B194U/U2	15
21B301	6
21B306	9
21B306B/T	11
21B309/U	6
21B309U	6
21B315	11
21B318/U	6
21B321/U	13
21B331/U	13
21B334/U	13
21B337/U	14
21B337P/PU	14

CONTINUED NEXT PAGE

MODEL INDEX
(CONTINUED)

HOFFMAN

MODEL	COLUMN NUMBER
21B339/U	13
21B340/U	13
21B346/U	16
21B352	16
21B352C2	15
21B352L/LU	16
21B352N/NU	16
21B352S/SU/U2	15
21B352U	16
21B358/U	18
21B358P/P2	18
21B360	18
21B361/U/U2	18
21B364/C2	15
21B364U/U2	15
21B367/C2	15
21B367U/U2	15
21B504	6
21B507	11
21B510/U	6
21B510T/TU	6
21B511T	6
21B701	6
21B701/TU/U	6
21B713/U	6
21B716	11
21B719/U	6
21B723/U	13
21B729/U	16
21B729S/U/U2	15
21B901	6
21B904	11
21B907	6
21B911/U	5
21K186/U/U2	18
21M106	6
21M115	6
21M121	11
21M133	11
21M136/U	6
21M143/U	6
21M146/U	13
21M153/U	14
21M160	13
21M160A/AU	13
21M160U	13
21M163/U	14
21M163S/SU	18
21M163X/XU	14
21M166	14
21M166A/AU	14
21M166U	14
21M172/U	18
21M175	18

MODEL	COLUMN NUMBER
21M175C2	18
21M175S/SU	18
21M175U	18
21M178	16
21M178L/LU	16
21M178N/NU	16
21M178U	16
21M183/U	18
21M183P/P2	18
21M184P	18
21M187/U/U2	18
21M190/C2	18
21M190U/U2	18
21M193/C2	15
21M193U/U2	15
21M300	6
21M305	9
21M305B	11
21M305T	11
21M308/U	6
21M314	11
21M317/U	5
21M320/U	13
21M330/U	13
21M333/U	13
21M336/U	14
21M336P/PU	14
21M339/U	13
21M345/U	16
21M351	16
21M351C2	15
21M351L/LU	16
21M351N/NU	16
21M351S/SU/U2	15
21M351U	16
21M357/U	18
21M357P/P2	18
21M360/U/U2	18
21M363/C2	15
21M363U/U2	15
21M366/C2	15
21M366U/U2	15
21M503	6
21M506	11
21M509/T/TU/U	6
21M700	6
21M700/TU/U	6
21M712/U	6
21M715	11
21M718/U	6
21M721/U	13
21M722/U	13
21M728	16
21M728C2	15

MODEL	COLUMN NUMBER
21M728L/LU	16
21M728N/NU	16
21M728S/SU/SU2	15
21M728U	16
21M900	6
21M903	11
21M906	6
21M910/U	5
21M1100A	19
21P108	6
21P117	6
21P123	11
21P135	11
21P138/U	6
21P145/U	6
21P148/U	13
21P155/U	14
21P162	13
21P162A/AU	13
21P162U	13
21P164U	14
21P165	14
21P165S/SU	14
21P168	14
21P168A/AU	14
21P168U	14
21P174/U	18
21P177	18
21P177C2	18
21P177S/SU	18
21P177U	18
21P180	16
21P180C2	15
21P180L/LU	16
21P180N/NU	16
21P180S/SU/U2	15
21P180U	16
21P185/U	18
21P185P	18
21P189/U	18
21P189U2	18
21P192/C2	18
21P192U/U2	18
21P195/C2	15
21P195U/U2	15
21P301	6
21P307	9
21P307B/T	11
21P310/U	6
21P316	11
21P319/U	6
21P322/U	13
21P332/U	13
21P334/U	13

MODEL	COLUMN NUMBER
21P335	13
21P338/U	14
21P338P/PU	14
21P341/U	13
21P347/U	16
21P353	16
21P353C2	15
21P353L/LU	16
21P353N/NU	17
21P353S/SU/U2	15
21P353U	17
21P359/U	18
21P359P	18
21P362/U/U2	18
21P365/C2	15
21P365U/U2	15
21P368/C2	15
21P368U/U2	15
21P505	6
21P508	11
21P511/T/TU/U	6
21P702	6
21P702/U	6
21P713/U	6
21P714/U	6
21P717	11
21P720/U	6
21P724/U	13
21P730/U	16
21P730S/SU/SU2	15
21P731	16
21P731C2	15
21P731L/LU	16
21P731N/NU	16
21P731S/SU/U2	15
21P731U	16
21P902	6
21P905	11
21P908	6
21P912/U	5
21SF179S/SU/U2	15
21U205S/SU	18
21U208	16
21U208L/LU	16
21U208N/NU	16
21U208S/SU/SU2	15
21U208U	16
21U208-5/-5U/-5U2	15
21W190/C2	18
21W190U/U2	18
21W360/U/U2	18
21-189/U/U2	18
24B151/U	12

MODEL	COLUMN NUMBER
24B197/C2	17
24B197U/U2	17
24B325/U	12
24B355/U	17
24B371/C2	17
24B371U/U2	17
24B707	4
24B726/U	12
24B732/U	17
24B732S/SU/SU2	17
24M150/U	13
24M196/C2	17
24M196U/U2	17
24M324/U	12
24M354/U	17
24M370/C2	17
24M370U/U2	17
24M708	4
24M725/U	12
24P152/U	12
24P326/U	12
24P356/U	17
24P372/C2	17
24P372U/U2	17
24P727/U	12
24P733/U	17
24P733S/SU/SU2	17
24U211	17
24U211S/SU/SU2	17
24U211U	17
24U211-5/U/U2	17
24W196/C2	17
24W196U/U2	17
24W370/C2	17
24W370U/U2	17
27M709	10
600	8
601	8
610	8
612	8
613	8
620/21	8
622/23	8
630	3
631	3
632	3
633	3
633/34	3
634A	3
635	3
635A	3
636	3
636B	2

MODEL	COLUMN NUMBER
637	3
637B	2
638/39	3
816/17	1
820/21/22	8
826/27/28	8
830/31/32	8
836/37	8
839	8
840	8
841/42/43	8
846	8
847/48/49	7
860/61/62	7
866/A	3
867/A	3
868/A	3
870/71/72	3
876	3
876A	3
877	3
877A	3
878	3
878A	3
880/81/82/83	3
884/85/86	3
886B	2
887	3
887B	2
890/91/92	3
893/94/95/96	3
896B	2
897	3
897B	2
902	1
912/13	8
914/15	8
917/18/20	8
930/31/32	8
946/47/48	7
950	3
950A	3
951	3
951A	3
952	3
952A	3
953/54/55	3
960/61/62	3
963/64/65	3
1777 Series	32

CHASSIS INDEX

CHASSIS	COLUMN NUMBER
P418	26
RP409	24
135	1
140	8
141	1
142/43	8
145	1
146/47/49	8
150/51/52/53	8
154/55/56/57/58	8
159/60	3
164	7
170/71/72	3
173/74/75	3
176/80/83	3
182/B	6
183B/M/T	2
184/5/6	3
187/B/C	4
190/B	6

CHASSIS	COLUMN NUMBER
191/B	6
192/B	6
194/U	6
195/U	6
196/M/T/TU/U	6
197	10
199/M/T	6
200/01/02	9
210/M	11
211/M/T	11
212/M	11
213/M	11
300-17/U	5
300-21/U	6
301-17/U	14
301-21/U	14
301X-21/U	14
302-21/U	14
302A-21/U	14
303-17/U	18

CHASSIS	COLUMN NUMBER
303-21/U	18
303-17/-21	18
306-21/B/BU/U	18
307-17/P/P2/U	18
307-21	18
308-21	18
309-21/U/U2	18
309A-21/U/U2	18
310-21/C2/U/U2	18
315/U	18
316/U/U2	21
318/U	20
319/U	21
321/U	21
322/U	21
323/U	24
324/U	24
326/U	23
327/U	27

CHASSIS	COLUMN NUMBER
329/U	24
330	24
331/U	24
332/U	24
333	24
334/U	24
335/36	30
337	24
338	28
338-A	28
339	24
341	24
344/A	31
345	26
346	26
347	31
348	31
350/51/52/53/54	31
355	33

CHASSIS	COLUMN NUMBER
356/7/8/9	34
360	32
375-21/U	5
400-21/U	13
401-21/U	13
402-24/U	12
403-24/U	12
405-21/U	13
405T-21/U	13
406-21/U	13
406A-21/U	13
407-21/L/LU/N/NU/U	16
408-21/B/BU/L/LU/N/NU/U	16
410-24/B/BU/U	17
411-21/C2/U/U2	15
412-21/C2/U/U2	15
413-24/C2/U/U2	17
414-24/B/BU/BU2/U/U2	17

CHASSIS	COLUMN NUMBER
415/U	20
416/U	21
419/U	25
420/U	25
421/U	26
422/U	26
424/A/U	26
426	31
427	35
703A-21	19
706/U	29
1139Amplifier	31
1145Pre-amp	35
1146	35
1148Power Amp.	35
307002/003	31
307005	34
307006	34
307007	34
307008	34

HOFFMAN

PART NAME	1	2	3	4	5	6	7	8	9	10
Flyback	T5102 Fly-1	5148 Fly-24W	5144/46/48/49 Fly-24W	5156 Fly-12	5184 Fly-18	5155[12] Fly-24W	5145[16] Fly-24W	5134/23[19] Fly-1	5165/68 Fly-206	5033/-2
Yoke	T5216 Y-3	5389 Y-18	5389[54] Y-18	9714 Y-4[9]	9712/29 Y-10[10]	9712/29 Y-10[10]	5324 Y-6[8,9]	5293 Y-3[8]	9747[23] Y-35	9748 Y-16[8,9]
Vertical Output	T5105 26S78	5140 26S52	5140 26S52	5154	5157 26S54	5157 26S54	5140 26S52	5129 24S86[1]	5164 26S17	5179 26S54
Vert. Blocking Oscillator	T5214 24A88	5127 26A04	5127 26A04	5127 26A04	NOT USED	NOT USED	5127 26A04	5127 26A04	5162 26A05	5176 26A05
Width Coil	T5212 WC-11	5317 WC-23	5317 WC-23	5423 WC-22	5464 WC-18	5317[13] WC-23	5325 WC-23	5316 5290/95[20] WC-11	NOT USED	5422 WC-17
Linearity	T5211 WC-14	NOT USED	NOT USED	5422 WC-17	5422 WC-17	5422 WC-17	5326 WC-17	5294[21] WC-14	NOT USED	5464 WC-18
Power	T5002 26R63	5023 26R95[1]	5023/27[4] 26R95[1]	5027 26R95[1]	5040/39	5029[14] 26R95	5020 26R28[1,17]	5015/16/17 26R27U[1]	NOT USED	5032[28] 26R15
Filament	NOT USED	NOT USED	NOT USED	NOT USED	NOT USED	NOT USED	5021 26F65[1]	NOT USED	5034	5034/5174
Focus Coil	T5200 FC-1	5341	5341	5341	NOT USED	NOT USED	5309	5292 5309	NOT USED	NOT USED
Audio Output	T5104 24S60	5147 26S48	5147/31[5] 26S48	5147 26S48	5178[11] 24S50	5158[15] 26S48	5131 26S48	5124[22] 24S52[1]	5163 24S50	5170
Choke	T5100 26C93	NOT USED	NOT USED	NOT USED	NOT USED	NOT USED	5136/25/32	5136/25/32	NOT USED	5175 26C41
Horizontal Oscillator	T5213 HS-1	SEE RINGING COIL	SEE RINGING COIL	SEE RINGING COIL	SEE RINGING COIL	SEE RINGING COIL	SEE RINGING COIL	SEE RINGING COIL	SEE RINGING COIL	SEE RINGING COIL
Horizontal Ringing Coil	NOT USED	5300 HS-5	5300 HS-5	5300 HS-5	5447 HS-5	5300 HS-5	5300 HS-5	5300 HS-5	5447 HS-5	5300 HS-5
Antenna Input (Balun)	NOT USED	NOT USED	NOT USED	NOT USED		NOT USED			NOT USED	NOT USED
Video IF	T5201 17-1001	5298 17-1004	5298[6] 17-1004	5298 17-1004	5562 17-4524	5441 17-4522	5298 17-1004	5298 17-1004	5446 17-1003	5441 17-4522
Video IF	T5203 17-1002	5298 17-1004	5391 17-1006	5298 17-1004	5541 17-4522	5442 17-4523	5298 17-1004	5298 17-1004	5444 17-1064[27]	5442 17-4523
Video IF	T5204 17-1003	5298 17-1004	5335	5298 17-1004	5542 17-4523	5439 17-4523	5298 17-1004	5298 17-1004	5456	5439 17-4523
Video IF	T5202 17-1002	5298 17-1004	NOT USED	5298 17-1004	5543 17-5001	5298 17-1004	5298 17-1004	5298 17-1004	5445 17-1064[27]	NOT USED
Ratio Det. or Quadrature	T5210 17-1013	5305 17-1043	5305 17-1043	5305 17-1043	5443 17-1033	5429 17-3493	5305 17-1043	5305 17-1043	5443 17-1033	5429 17-3493
Trap	NOT USED	5402 20-1004	5402 20-1004	5402 20-1004	5402 20-1004	5402 20-1004	5308 20-1004	5308 20-1004	5453 20-1004	5462 20-1004
Trap	NOT USED	See note 2	See note 2 & 7	See note 2	NOT USED	5438/40[2] 20-1045	5299 20-1021	5299 20-1021	NOT USED	5438/40 20-1045
1st Sound IF	T5209 17-1011	5304 17-1011	5304 17-1011	5304 17-1011	5454 17-3401	5430 17-3402	5304 17-1011	5304 17-1011	5454 17-3401	5430 17-3402
2nd Sound IF	T5209 17-1011	NOT USED	5386	NOT USED	NOT USED	5437/28 20-1004	NOT USED	NOT USED	NOT USED	5437 20-1004
AM IF and FM IF	NOT USED	NOT USED	5387	NOT USED	NOT USED	5405 16-6758	5286[18] 16-6758	5286[18] 16-6758	NOT USED	NOT USED
AM IF and FM IF	NOT USED	NOT USED	5388	NOT USED	NOT USED	5406 16-6758	5287[18] 16-6758	5287[18] 16-6758	NOT USED	NOT USED
Peaking	T5207 19-4180	5338 19-4060	5338 19-4060	5424 19-4180	5545 19-3100	560UH 19-4500	5301 19-3300	5301 19-3300	5166 19-3036	5459 19-4180
Peaking	T5208 19-3250	5339 19-3300[3]	5339 19-3300[3]	5417 19-4250	5340 19-3300	5434 19-4950	5302 19-4160	5302 19-4160	5448 19-3180	5460 19-3250
Peaking	T5205 19-4122	5340 19-3300	5340 19-3300	5418 19-3250	5547 19-3100[29]	5433 19-4180	5303 19-4201	5303 19-4201	5449 19-3300	5461 19-3180[29]
Peaking	T5206 19-3093	NOT USED	NOT USED	NOT USED	5548 19-3180	5340 19-3300	NOT USED	NOT USED	See note 26	5460 19-3250
RF Choke	NOT USED			5266 19-1003	5266 19-1003	5266 19-1003	5266 19-1003	5266 19-1003	5455	NOT USED
Filament Choke	T5101 19-3001	19-3001	5133 19-3001	5133 19-3001	NOT USED	5133 19-3001	5133 19-3001	5133 19-3001	5161 19-3001	5133 19-3001

Service notes may be found at the end of the HOFFMAN section.

HOFFMAN

PART NAME	11	12	13	14	15	16	17	18	19	20
Flyback	5035 Fly-24[30]	5187[64] Fly-161	5184 Fly-18	5197 Fly-8[36]	5132A Fly-24[58]	5184 Fly-18	5118A Fly-16[63] WC-20	5134A/-1[42] Fly-76[41]	5152A	5154A-3 Fly-205
Yoke	9761 Y-35[68]	5189 Y-14[8]	9729 Y-10[10]	5198-1 99698 Y-11[8,9]	99688	9729 Y-10[10]	5121A Y-14[8]	99723/40[43] Y-11[8]	5136A	99785-1 Y-14[8,9]
Vertical Output	5177 26S19	5188 26S72	5157 26S54	5106/94 26S17	5109A 26S25	5109A 26S25	5188/-6 26S72[1]	5106/A/-2 26S17	5140A 26S72	5155A 26S77
Vert. Blocking Oscillator	5176 26A05	NOT USED	NOT USED	5176 26A05	NOT USED	NOT USED	NOT USED	5176-2 26A05	5127A 26A04	NOT USED
Width Coil	5464 WC-18	5464 WC-18	5464 WC-18	NOT USED	5571 WC-14	5464 WC18	5571[38] WC-14	NOT USED	5295A WC-23	NOT USED
Linearity	5464 WC-18	5561 WC-22	5561 WC-22	NOT USED	NOT USED	NOT USED	NOT USED	NOT USED	5295A WC-23	NOT USED
Power	NOT USED	5042[33] 26R34	5036[34] 26R34	5048/-2	5060/61	5055-1 5053 26R13	5064 26R92[39]	5067-1[46] 26R19[45]	5062	H5070
Filament	5034 5174	NOT USED	NOT USED	NOT USED	NOT USED	NOT USED	NOT USED	NOT USED	NOT USED	NOT USED
Focus Coil	NOT USED	NOT USED	NOT USED	NOT USED	NOT USED	NOT USED	NOT USED	NOT USED	NOT USED	NOT USED
Audio Output	5178[31] 24S50	5192[35] 24S60[1]	5192[35] 24S60[1]	5178 24S50	5186[59] 26S48	5186 26S48	5186[40] 26S48	5128[47] 24S82	5142 26S49	H5157A-2 26S48
Choke	5175 26C41	NOT USED	NOT USED	5195 26C76	NOT USED	NOT USED	NOT USED	NOT USED	5135A 26C93	H5164A 26C92
Horizontal Oscillator	SEE RINGING COIL	SEE RINGING COIL	SEE RINGING COIL	SEE RINGING COIL	SEE RINGING COIL	SEE RINGING COIL	SEE RINGING COIL	SEE RINGING COIL	SEE RINGING COIL	SEE RINGING COIL
Horizontal Ringing Coil	5447 HS-5	5447 HS-5	5447 HS-5	5447 HS-5	5336/A-1 HS-5	5447 HS-5	5236/A-1 5447 HS-5	5447 HS-5	5447 HS-5	5447 HS-5
Antenna Input (Balun)	NOT USED	NOT USED	NOT USED	NOT USED	NOT USED	NOT USED	NOT USED	NOT USED	NOT USED	NOT USED
Video IF	5446 17-1003	5539	5539	5562 17-4534	5285A	5243A	5243A 5285A	5219A 17-4534	5296A	5285A
Video IF	5444 17-1064[27]	5538 17-5004	5538 17-5004	5591 17-4531	5538-8/-6 17-5004	5538/-6 17-5004	5538/-6/-8 17-5004	5220A 5326A 17-4535	5317 17-5004	5538 17-5004
Video IF	5456	5537 17-5001	5537 17-5001	5591 17-4531	5538-8/-6 17-5004	5538/-6 17-5004	5538/-6/-8 17-5004	5221A 17-4536	5297A 17-5004	5538 17-5004
Video IF	5445 17-1064[27]	5537 17-5001	5537 17-5001	5543 17-5001	5242-A6/-3 17-5004	5242A/A3 17-5004	5242A/-6 17-5004	5327A 17-4536	5297A 17-5004	5242A 17-5004
Ratio Det. or Quadrature	5443 17-1033	5443 17-1033	5443 17-1033	5443 17-1033	5252A-1 17-3497	5235A 17-1033	5235A[62] 17-1033	5252A 17-3497	5252A 17-3497	5252A 17-3497
Trap	5453 20-1004	5402 20-1004	5402 20-1004	5453 20-1004	4.5MC 20-1004	5211A 20-1004	5211A 20-1004	5256A 20-1004	5324A	5240A
Trap	NOT USED	5438 5440 20-1045	5438 5440 20-1045	NOT USED	See note 60	See note 61	See note 60 & 61	5321A 20-1004	5281A 5316A	5438 20-1045
1st Sound IF	5454 17-3401	5430 17-3402	5430 17-3402	5454 17-3401	H54546 20-1004	5454 17-3401	5454 17-3401	5255A 5321A 20-1004	5300A	
2nd Sound IF	NOT USED	5437 20-1004	5437 20-1004	NOT USED	NOT USED	NOT USED	NOT USED	NOT USED	5593-1 16-3445	5322A 20-1004
AM IF and FM IF	5171 16-6758	NOT USED	NOT USED	NOT USED	NOT USED	NOT USED	NOT USED	NOT USED	NOT USED	NOT USED
AM IF and FM IF	5172 16-6758	NOT USED	NOT USED	NOT USED	NOT USED	NOT USED	NOT USED	NOT USED	NOT USED	NOT USED
Peaking	5448 19-3180	5433 19-4180	5433 19-4180	5448 19-3180	56UH 19-7068	5545 19-3100	5545 19-3100	5263A 19-3100	5267A 19-1003	5264A 19-3036
Peaking	5449 19-3300	5434 19-4950	5434 19-4950	5449 19-3300	39UH 19-3036	5340 19-3300	5340 19-3300	5250A 19-3300	5266A 5328A 19-4950	5434A 19-4950
Peaking	5450 19-4412	5340 19-3300	5340 19-3300	5450 19-4412[29]	470UH 19-3500	5547 19-3100[29]	5547 19-3100[29]	5251A 19-4400[29]	5433 19-4180	5330A 19-4201
Peaking	5166 19-3036	NOT USED	5545/47 19-3100[29]	5451 19-4121	820UH	5548 19-3180	5548 19-3180	5248A 19-3100[37]	5276A 19-3250	5331A 19-3100
RF Choke	5166 19-3036	19-1002	5266 19-1003	NOT USED	19-1002	5266 19-1003	5266 19-1003	NOT USED	5269A 19-1005	5266 19-1003
Filament Choke	5161 19-3001	NOT USED	NOT USED	NOT USED	NOT USED	NOT USED	NOT USED	NOT USED	NOT USED	NOT USED

Service notes may be found at the end of the HOFFMAN section.

Printed in USA

PART NAME	21	22	23	24	25	26	27	28	29	30
Flyback	5158A Fly-204	5154A-3 Fly-205	5191A Fly-109	5158A/-2 782002 Fly-204	5177A/-4 Fly-16[1,53]	782002 Fly-204	782005/-1 Fly-100	782007 Fly-201	782001	782006/-1 Fly-201[48]
Yoke	99787/-3 99810 Y-16[8]	99785 Y-14[8,9]	99828/-2 Y-10[51]	99810 790002 Y-16[8]	99811/-1 5121A-1 Y-14[8]	790002 Y-16[8]	790005[66] 788005 Y-52[8]	790008 Y-52	788001	790007 Y-48[9]
Vertical Output	5155A/-1 26S77	5155A/-1 26S77	5189A/-2 26S71[1]	5155A/-2 728002 26S77	5155A/-2 26S77	728002 26S77	728004	728008	728001	728007/-2
Vert. Blocking Oscillator	NOT USED	NOT USED	NOT USED	NOT USED	NOT USED	NOT USED	NOT USED	730001 26A03	NOT USED	NOT USED
Width Coil	5464[49] WC-18	5464 WC-18	NOT USED	5464 778002 WC-18	5464 WC-18	778002 WC-18	NOT USED	NOT USED	778001	778003 WC-22
Linearity	NOT USED	NOT USED	NOT USED	NOT USED	NOT USED	NOT USED	NOT USED	NOT USED	766001	NOT USED
Power	H5073 26R89	H5071	NOT USED	5079/81 716004/5 26R92	5071	716003[69]	NOT USED	NOT USED	716001 26R62	NOT USED
Filament	NOT USED	NOT USED	NOT USED	NOT USED	NOT USED	NOT USED	NOT USED	NOT USED	NOT USED	NOT USED
Focus Coil	NOT USED	NOT USED	NOT USED	NOT USED	NOT USED	NOT USED	NOT USED	NOT USED	NOT USED	NOT USED
Audio Output	5160A[50] 24S52[1]	5162A	5184A 24S53	5160A[52] 724003 24S82	5162A	724006[70] 22S58	724001 24S83	724019 24S49	724005 24S56	724015/-1[71] 24S49
Choke	H5164A 26C92	H5164A 26C92	5190A 26C77	NOT USED	5164A 26C92	734003 5164A 26C92	734004/-5 26C77	734007 26C79	734001 26C81	734006 26C77
Horizontal Oscillator	SEE RINGING COIL	SEE RINGING COIL	SEE RINGING COIL	SEE RINGING COIL	SEE RINGING COIL	SEE RINGING COIL	SEE RINGING COIL	768014 HS-7	768001 HS-7	SEE RINGING COIL
Horizontal Ringing Coil	5447 HS-5	5447 HS-5	5365A HS-7	5447 768004 HS-5	5447 HS-5	768004 HS-5	768006 HS-5	768015 HS-8	768007 HS-10	768012 HS-5
Antenna Input (Balun)	NOT USED	NOT USED	NOT USED	NOT USED	NOT USED			776006		
Video IF	5219A 17-4534	5285A	5363A 17-4534	762006 5219A 17-4534	5219A 17-4534	762006 5219A 17-4534	762010 17-4534	762020 17-4534	762002	762006 17-4534
Video IF	5334A 17-4535	5538 17-5004	17-4524	762009 5334A 17-4522	5334A 17-4535	762009 5334A 17-4522	760004 17-5004	762022 17-4536	760001	762017 17-4522
Video IF	5327A 17-4536	5538 17-5004	5254A 17-5004	762007[67] 5327A 17-4536	5327A 17-4536	762007 5327A 17-4536	762003	762023 17-4535	762001	762017 17-4522
Video IF	5254A 17-5004	5538 17-5004	NOT USED	760004 5254A 17-5004	5254A 17-5004	760004 5254A 17-5004		760022 17-4514	760002	760019 17-5004
Ratio Det. or Quadrature	5252A 17-3497	5252A 17-3497	5369A 20-1007	774002[65] 5252A 17-3497	5252A 17-3497	774002 5252A 17-3497	774001 20-1007	774007 20-1005	774003	774005
Trap	5321A 20-1004	5240A 20-1045	NOT USED	762005 5321A 20-1004	NOT USED	762005 5321A 20-1004	NOT USED	762019	780001 17-4538	762014
Trap	NOT USED	5284A	NOT USED	NOT USED	NOT USED	NOT USED	NOT USED	762021 20-1004	780002	
1st Sound IF	5321A 20-1004	5336A 17-1026	5376A 20-1004	762005 5321A 20-1004	5321A 20-1004	762005 5321A 20-1004	762004	762018 17-1031[1]	760009	762014
2nd Sound IF	NOT USED	5322A 20-1004	5370A 17-3495	760003 5370A 17-3495	NOT USED	NOT USED	760003 5370A 17-3495	NOT USED	760010	760017
AM IF and FM IF	NOT USED	NOT USED	NOT USED	NOT USED	NOT USED	NOT USED	NOT USED	NOT USED	NOT USED	NOT USED
AM IF and FM IF	NOT USED	NOT USED	NOT USED	NOT USED	NOT USED	NOT USED	NOT USED	NOT USED	NOT USED	NOT USED
Peaking	5263A 19-3100	5264A 19-3036	5307A	771008 5263A 19-3100	5263A 19-3100	771008 19-3100		771032 19-3160	754003	771008 19-3100
Peaking	5307A	5434 19-4950	5460 19-3250	5307A 771019	5307A	771019	771019	771034 19-3100		771019
Peaking	5251A 19-4400[29]	5330A 19-4201[56]	NOT USED	5250A 19-3300	5250A 19-3300	771030 19-3250	771030 19-3250	771035 19-3160		771330 19-3330
Peaking	5265A 19-3500	5331A 19-3100	NOT USED	771030 19-3250	NOT USED	NOT USED		771033 19-4201		
RF Choke	NOT USED	5266 19-1003	NOT USED	NOT USED	NOT USED	NOT USED	750005 19-1005			
Filament Choke	NOT USED	NOT USED	NOT USED	NOT USED	NOT USED	NOT USED	750006 19-1001	750013 19-1008		19-3001

Service notes may be found at the end of the HOFFMAN section.

HOFFMAN

PART NAME	31	32	33	34	35					
Flyback	782009 782010 Fly-201[32]	782013 Fly-146[74]	782011 Fly-100[25]	782012 Fly-100[25]	782012 Fly-100[25]					
Yoke	790009/10/11 Y-52[9]	790013 Y-45[75]	790014 Y-52[9]	790014 Y-52[9]	790014 Y-52[9]					
Vertical Output	728010	728011 26S71[1]	728010/-2	728010/-2	728010					
Vert. Blocking Oscillator	NOT USED	NOT USED	NOT USED	NOT USED	NOT USED					
Width Coil	NOT USED	NOT USED	NOT USED	NOT USED	NOT USED					
Linearity	NOT USED	NOT USED	NOT USED	NOT USED	NOT USED					
Power	716020/-1 716026/29	NOT USED	716030	716020/-2 716033/38	716020/-1 716021/-3					
Filament	NOT USED	NOT USED	NOT USED	NOT USED	NOT USED					
Focus Coil	NOT USED	NOT USED	NOT USED	NOT USED	NOT USED					
Audio Output	724025[72] 24S48	724041 24S48	724038 24S83	724039 26S49	724029 24S58					
Choke	NOT USED	734008 26C77	NOT USED	NOT USED	NOT USED					
Horizontal Oscillator	SEE RINGING COIL	SEE RINGING COIL	SEE RINGING COIL	SEE RINGING COIL	SEE RINGING COIL					
Horizontal Ringing Coil	768016/17 HS-5	768021 HS-5	768020 HS-5	768020 HS-5	768020 HS-5					
Antenna Input (Balun)										
Video IF	762006 17-4534	762028 20-1049	762031 17-4502	762031 17-4502	762031 17-4502					
Video IF	762013	762030	762017 17-4522	762017 17-4522	762017 17-4522					
Video IF	762017 17-4522	760025	760019 17-5004	762019 760019 17-5004	762019 760019 17-5004					
Video IF	762019 17-5004	NOT USED	762032 17-4536	762032 17-4536	762032 17-4536					
Ratio Det. or Quadrature	774001[73] 20-1007	774009 20-1005	774001 20-1007	774001 20-1007	774001[76] 20-1007					
Trap	762025 17-4536	NOT USED	762005 20-1004	762005 20-1004	762005 20-1004					
Trap	762005 20-1004	NOT USED	NOT USED	NOT USED	NOT USED					
1st Sound IF	760003 17-3495	762027 20-1020	760024 17-3495	760003 17-3495	760003 17-3495					
2nd Sound IF	762005 20-1004	762029	762005 20-1004	762005 20-1004	762005 20-1004					
AM IF and FM IF	NOT USED	NOT USED	NOT USED	NOT USED	760011 16-6758					
AM IF and FM IF	NOT USED	NOT USED	NOT USED	NOT USED	760012/13 16-3487					
Peaking	771008 19-3100	360 UH 19-3375	771008 19-3100	771008 19-3100	771008 19-3100					
Peaking	771019	19-4201	771019	771019	771019					
Peaking	771012 19-4201	19-4160	771012 19-4201	771012 19-4201	771012 19-4201					
Peaking	NOT USED	NOT USED	NOT USED	NOT USED	NOT USED					
RF Choke	750014 19-1004	750016 19-1002	750014 19-1004	750014 19-1004	750004 19-1011					
Filament Choke										

Service notes may be found at the end of the HOFFMAN section.

Printed in USA

1 Mounting difference.
2 5396 replaced by 20-1006, 5299 replaced by 20-1021, 5395 replaced by 20-1021, 5394 - no replacement.
3 Parallel with 33K resistor.
4 5012 used in Amplifier chassis 176 & 186 replaced by 24R08U[1].
5 5111-2 used in Amplifier chassis 176 & 186 replaced by 24S56.
6 This IF only used in chassis 183/4/5/6.
7 5344, 5342 - no replacement, 5376 replaced by 20-1004.
8 May require use of original yoke network.
9 Use original plug and connect as original.
10 Use original Horizontal damping network except delete 100K shunting resistor.
11 5170 (alternate) - no replacement.
12 5160 used in chassis 190B, 191B, 195, 196/M/T, 199M/T replaced by Fly-12. Connect same as original except
Connect original #4 to New #5.
Connect original #T to New #4.
13 5323 or 5457 used in chassis 190B, 191B, 195, 196/M/T, 199M/T replaced by WC-22.
14 5030 used in chassis 190B, 191B, 195, 196/M/T, 199M/T, no replacement.
15 5152 used in radio chassis 182/B replaced by 22S56, 5169 used in chassis 195, 196/M/T - no replacement.
16 5139 used in early production - no replacement.
17 Parallel 6.3 volt windings, parallel 5 volt windings, use high secondary tap.
18 5304 (1st & 2nd FM IF for radio chassis) replaced by 17-1011.
19 5135 used in a few late production 16" chassis replaced by Fly-4.
20 5317 used in a few late production 16" chassis replaced by WC-23.
21 5291 used in chassis 143, 147, 151, 152, 153 replaced by WC-16.
22 5131 used in chassis 140, 142, 143, 146, 147, 150, 151, 152, 153 replaced by 26S48.
23 9753 used in chassis 201, 203 replaced by Y-35.
24 Connect as autoformer and use 44:1 turns ratio.
25 Original terminal 4 - 3 - 1 - 2
new terminal 5 - 4 - 3 - 1
26 5450 replaced by 19-4412, 5451 replaced by 19-4121, 5452 replaced by 19-4840.
27 Mount in original can.
28 5031 replaced by 26R00 used in deflection chassis 197 (parallel 6.3 volt windings).
29 Parallel with 8.2K resistor.
30 Original terminals 7 - 4 & T - 3 - 1
new terminals 9 - 7 - T - 3
31 5173 used in chassis 213/M replaced by 26S50.
32 Original terminals 8 - 6 - 5 - 3
new terminals 5 - 4 - 3 - 1
33 5043 used in chassis 403-24 - no replacement.
34 5038 used in a few models - no replacement, 5050 used in chassis 405-21 replaced by 26R13 (use 140V tap and high current 6.3V secondary, 5049/-1 used in chassis 406-21 replaced by 26R13 (use 140V tap and high current 6.3 V secondary).
35 5170 used in chassis 400-21, 403-24 - no replacement, 5193 used in chassis 405-21 replaced by 26S46[1], 5104A in chassis 406-21 replaced by 24S60[1].
36 Original terminals 10 - 7 - 4 - NC - 3 - 1
new terminals 3 - 2 - 8 - 7 - 6 - 5
37 Parallel with 6.8K resistor.
38 5464 used in a few models replaced by WC-18.
39 Use 1/4" washers to provide proper chassis clearance.
40 5117A, 5143A used in some models - no replacement.
41 Original terminals 7 - 4 - 1
new terminals 5 - 4 - 1
42 5197 used in chassis 306/-21, 30821 replaced by Fly-8.
Original terminals 10 - 7 - 4 - NC - 3 - 1
new terminals 3 - 2 - 8 - 7 - 6 - 5
5125A/-3 used in chassis 307-17, 315/U replaced by Fly-16[1].
Original terminals 7 - 4 - 1
new terminals 9 - 7 - 1
43 5124A-1, 9979U used in a few models replaced by Y-11[8], 5124A used in chassis 306-21, 307-17P, 308-21, 309-21, 310-21 - no replacement.
44 5106A-3 used in a few chassis replaced by 26S75 (use 44:1 turns ratio).
45 Use high current filament windings and low secondary tap.
46 5067, 5056, 5058, 5052, 5066 used in 309-21, 310-21, 306/-21 308-21, 307-17, 303-17/-21, 315/U - no replacement.
47 5116A used in 303-17/-21 replaced by 24S60[1], 5128A used in 315/U replaced by 24S82.
48 Original terminals 8 - 7 - 6 - 4 - 3
new terminals 5 - 4 - 3 - 2 - 1
49 5571 used in 318/U replaced by WC-14.
50 5157A used in 322/U - no replacement.
51 Connect same as original.
52 5196A, 724004 used in chassis 324/U, 331/U replaced by 26S48.
53 Original terminals 8 - 7 - 6 - 5 - 4 - 3
new terminals 9 - 7 - 5 - 4 or T - 3 - 1
54 Use one winding only.
55 Parallel with 39K resistor.
56 Parallel with 47K resistor.
57 5324 replaced by Y-6[8,9].
58 Original terminals 7 - 6 - 4 - 3 - 2 - 1
new terminals 9 - 8 - 7 - 4 - 3 - 1
59 5143 used in chassis 412-21 - no replacement.
60 5241A-6/-5 replaced by 20-1045, 5284A-7/-2 (47 .26MC trap) - no replacement, 5238, (41.25MC trap) - no replacement.
61 5240A replaced by 20-1045 (remove shunts and retune), 5241A replaced by 20-1049, 5438 (41.25MC trap) - no replacement.
62 5252A-1 replaced by 17-3497.
63 Connect as original except original #6 to new width coil #1, and original #2 to new width coil #2.
64 5196 used in chassis 402-24U, 403-24U replaced by Fly-161.
65 774001, 5369A used in some models replaced by 20-1007.
66 790006 used in chassis 327 (some models) - no replacement.
67 762024 used in some models replaced by 17-4523.
68 Remove internal jumper from terminals #1 & #8.
69 716004 used in chassis 345 & 346 replaced by 26R92 (ignore low current 6.3 Volt winding).
70 724004 used in chassis 345 & 346 replaced by 26S48.
71 724017 used in chassis 336 - no replacement.
72 724021 used in chassis 348/350/354 replaced by 26S48.
724033 used in chassis 426 & STEREO chassis 1139 replaced by 24S06.
73 774006 used in a few models - no replacement.
74 Remove one turn from Filament Winding.
75 Use original Damping Network, remove jumper from #3 and #6, and connect same as original.
76 774004 ratio detector used in AM-FM tuner, chassis 1146 replaced by 17-3498.

HOTPOINT

PARTS LIST

USE THIS PAGE if PART NUMBER is available.

MFR'S. PART	REPLACEMENT
115J217-2	26S19
115J857-1	26A02[2]
123J827-1	26C44[2]
123J829-1	24S53
148J53-3	
K115J857-2	26A02
K117J416A	
K128J68-4	26C41
K144J48-1	26S52
K148J53-3	26C41
K148J53-4	26C41
M123J423-1	26S49
M123J462-1	26S49
M123J472-1	26S52[2]
M123J721-1	26S15[2]
M123J827	26C79
M123J827-3	26C79
M123J828-1	26S06
M123J845	26S49
M123J846-1	26S06
M123J942-1	22S34
M123J979-1	26S06
P125J238-1	
P125J621	26R122
RLA-043	15-1089
RLA-045	15-1089
RLA-046	15-1091
RLA-047	15-1090
RLA-050	15-1092
RLA-053	15-1093
RLD-071	Y 14[1]
RLD-073	Y 33
RLD-075	Y 33

MFR'S. PART	REPLACEMENT
RLD-080	Y 51
RLF-073	26C41
RLF-074	26C41
RLF-075	26C41
RLF-076	26C41
RLF-078	26C41
RLF-079	26C79
RLF-080	26C79
RLI-085	19-1002
RLI-122	19-1002
RLI-148	19-3180
RLI-153	19-1005
RLI-194	19-3300
RLI-197	19-3250
RLI-205	19-3125
RLI-207	19-3100
RLI-209	19-3250
RLI-218	
RLI-219	
RLI-220	
RLI-301	
RLI-305	
RLI-317	19-3100
RLI-340	19-1004
RLI-342	19-3660
RLI-345	19-4400
RLI-361	
RLI-362	
RLI-363	
RLI-364	20-1049
RLI-365	HS 11
RLI-367	19-4400
RLI-368	19-4950

MFR'S. PART	REPLACEMENT
RLI-379	
RLI-380	HS 12
RLI-382	19-3100
RLI-383	19-4201
RLI-385	
RLI-391	
RLI-394	
RLI-413	
RLI-422	
RLI-424	HS 14
RLI-425	
RLI-426	
RLI-428	19-1005
RLI-429	19-1005
RLI-430	19-3500
RLI-431	HS 13
RLI-434	
RLI-435	
RLI-439	HS 15
RLI-440	
RLI-441	
RLI-445	19-3250
RLI-446	
RLI-449	19-1000
RLI-456	HS 13
RTD-024	17-3474
RTD-025	17-3475
RTD-026	17-3476
RTD-027	17-3459
RTD-030	17-3458
RTD-032	17-3476
RTL-194	17-5014

MFR'S. PART	REPLACEMENT
RTL-195	17-5014
RTL-198	
RTL-199	
RTL-200	
RTL-215	
RTL-216	
RTL-216	
RTO-178	22S48
RTO-180	26S52
RTO-187	
RTO-187-6	
RTO-188	
RTO-189	26S06
RTO-190	Fly 107
RTO-192	26A02[3]
RTO-193	26S06
RTO-194	26S49
RTO-196	
RTO-197	26S49
RTO-198	26S52[1]
RTO-207	Fly 166
RTO-207-9	Fly 166
RTO-208	Fly 145
RTO-209	26S15[2]
RTO-210	24S48
RTO-212	26S06
RTO-213	24S53
RTO-214	Fly 167
RTO-214-11	Fly 167
RTO-215	26A02[2,9]
RTO-216	26S06
RTO-217	26S49

MFR'S. PART	REPLACEMENT
RTP-335	
RTP-339	
WT36X66	19-1002
WT36X105	19-1005
WT36X157	19-3180
WT36X260	19-1008
WT36X261	19-3660
WT36X271	19-3500
WT36X282	HS 11
WT36X292	HS 12
WT36X300	
WT36X324	HS 14
WT36X330	HS 13
WT36X334	HS 15
WT36X335	
WT36X336	
WT36X345	
WT36X349	HS 13
WT36X368	
WT36X369	
WT36X373	
WT36X374	19-3300
WT36X376	19-3660
WT36X378	
WT36X379	
WT36X382	
WT36X383	
WT36X387	19-1015
WT36X388	
WT36X402	HS 16
WT56X36	17-3474
WT56X37	17-3475

MFR'S. PART	REPLACEMENT
WT56X38	17-3476
WT56X39	17-3459
WT56X41	17-3458
WT56X42	17-3476
WT56X45	
WT56X46	
WT56X47	17-3476
WT61X91	
WT61X92	
WT61X93	
WT61X94	
WT61X95	
WT63X52	26C79
WT63X56	26C79
WT64X63	26S06
WT64X64	24S53
WT64X65	26A02
WT64X66	26S06
WT64X69	26S06
WT64X70	22S34
WT64X72	22S87
WT64X73	26F68
WT76X26	Y 51
WT76X27	Y 80
WT76X28	Y 80
WT77X38	Fly 166
WT77X39	Fly 145
WT77X40	Fly 167
WT77X41	Fly 233
WT77X42	Fly 177
WT88X34	
WT88X36	26R122

MODEL INDEX

MODEL	COLUMN NUMBER
9S101/UHF	4
9S102/UHF	4
14S201/UHF	3
14S202/UHF	3
14S203/UHF	3
14S204/UHF	3
14S206/UHF	6
14S207/UHF	6
14S208/UHF	6
14S209/UHF	6
17S301/UHF	1

MODEL	COLUMN NUMBER
17S302/UHF	1
17S305/06	7
17S308/09	7
17S315/UHF	9
17S320/UHF	8
17S321/UHF	8
17S322/UHF	8
21S400	7
21S401/UHF	2
21S402/UHF	2
21S403/UHF	2

MODEL	COLUMN NUMBER
21S405	7
21S406/07/UHF	5
21S408/09/UHF	5
21S410/11/UHF	5
21S412/UHF	8
21S415/UHF	9
21S416/UHF	9
21S420/UHF	8
21S421/UHF	8
21S451/UHF	2
21S452/UHF	2

MODEL	COLUMN NUMBER
21S455/UHF	5
21S456/UHF	5
21S457/UHF	5
21S501/UHF	2
21S502/UHF	2
21S505/06	7
21S507/UHF	5
21S508/UHF	5
21S509/UHF	5
21S510/UHF	5
21S530/UHF	8

MODEL	COLUMN NUMBER
21S531/UHF	8
21S532/UHF	8
21S533/UHF	8
21S551/UHF	2
21S552/UHF	2
21S553/UHF	2
21S554/UHF	2
21S555/UHF	5
21S556/UHF	5
21S560/UHF	9
21S561/UHF	9

MODEL	COLUMN NUMBER
21S605/UHF	5
21S606/UHF	5
21S607/UHF	5
21S608/UHF	5
21S630/UHF	8
21S631/UHF	8
24S801/UHF	2
24S802/UHF	2
24S805/UHF	5
24S806/UHF	5
24S807/UHF	5

CHASSIS INDEX

CHASSIS	COLUMN NUMBER
MM	1
M3	7

CHASSIS	COLUMN NUMBER
M4	8
Q	3

CHASSIS	COLUMN NUMBER
Q2	6
Q3	8

CHASSIS	COLUMN NUMBER
T	4
U	2

CHASSIS	COLUMN NUMBER
U2	5

CHASSIS	COLUMN NUMBER
U3	9

Service notes may be found at the end of the HOTPOINT section.

PART NAME	1	2	3	4	5	6	7	8	9	
Flyback	RTO-188	RTO-190 Fly 108	RTO-187/-6 Fly 94	RTO-196 Fly 144	RTO-214/-11 Fly 167	RTO-207/-9 Fly 166	RTO-208 Fly 145	WT77X41 Fly 233	WT77X42 Fly 177	
Yoke	RLD-071 Y 14[1]	RLD-071 Y 14[1]	RLD-075 Y 33	RLD-075 Y 33	RLD-080 Y 51	RLD-080 Y 51	RLD-080 Y 51	WT76X27/28 Y 80	WT76X27 Y 80	
Vertical Output	RTO-189 26S06	RTO-193 26S06	RTO-180 26S52	RTO-198 26S52[2]	RTO-216 M123J846-1 26S06	RTD-209 M123J721-1 26S15[2]	RTO-212 M123J828-1 26S06	WT64X69 M123J979-1 26S06	WT64X65 26S06	
Vert. Blocking Oscillator	NOT USED	RTO-192 26A02[3]	NOT USED	NOT USED	RTO-215 K115J857-2 26A02[2,8]	NOT USED	NOT USED	NOT USED	WT64X65 26A02	
Width Coil	NOT USED	NOT USED	NOT USED	NOT USED	NOT USED	NOT USED	NOT USED	NOT USED	WT36X388	
Linearity	NOT USED	NOT USED	NOT USED	NOT USED	NOT USED	NOT USED	NOT USED	NOT USED	NOT USED	
Power	NOT USED	RTL-200 RTP-335	NOT USED	NOT USED	RTP-339	NOT USED	NOT USED	WT88X36 P125J621 26R122	WT88X34	
Filament	NOT USED	NOT USED	NOT USED	NOT USED	NOT USED	NOT USED	NOT USED	NOT USED	WT64X73 26F68	
Focus Coil	NOT USED	NOT USED	NOT USED	NOT USED	NOT USED	NOT USED	NOT USED	NOT USED	NOT USED	
Audio Output	RTO-178 22S48	RTO-194 26S49	RTO-178 22S48	RTO-197 24S49	RTO-217 M123J845 26S49	RTO-210 24S48	RTO-213 123J829-1 24S53	WT64X70[7] M123J942-1 22S34	WT64X72 22S87	
Choke	RLF-073 26C41	RLF-075 26C41	RLF-074 26C41	RLF-076 26C41	RLF-080 26C79	RLF-078 26C79	RLF-079 123J827-1 26C79	WT63X56 M123J827 26C79	WT63X52 26C79	
Horizontal Oscillator	SEE RINGING COIL	SEE RINGING COIL	SEE RINGING COIL		HS 15	RLI-424 HS 14	RLI-431 HS 13	WT36X349 HS 13	WT36X349 HS 13	
Horizontal Ringing Coil	RLI-365 HS 11	RLI-365 HS 11	RLI-380 HS 12	RLI-380 HS 12	NOT USED	NOT USED	NOT USED	NOT USED	NOT USED	
Antenna Input (Balun)	RLA-046 15-1091	RLA-045 15-1089	RLA-043 15-1089	RLA-047 15-1090	RLA-050[3] 15-1092	RLA-047 15-1090	RLA-046 15-1091			
Video IF	RLI-361	RLI-361	RLI-361	RLI-361	RLI-391	RLI-361	RLI-391	WT36X378	WT36X300	
Video IF	RTL-194 17-5014	RTL-198	RTL-194 17-5014	RTL-195 17-5014	RLI-220	RTL-215	RTL-216	WT61X92	WT61X95	
Video IF	RTL-195 17-5014	RTL-199	NOT USED	NOT USED	RTL-219	RLI-422	RTL-217	WT61X93	WT61X94	
Video IF	RLI-362	RLI-385	NOT USED	NOT USED	RLI-218	NOT USED	RLI-434	WT36X382	WT56X45	
Ratio Det. or Quadrature	RTD-025 17-3475	RTD-026 17-3476	RTD-024 17-3474	RTD-027 17-3459	RTD-032 17-3476	RTD-030 17-3458	RTD-030 17-3458	WT56X46	WT56X47 17-3476	
Trap	RLI-364 20-1049	RLI-364 20-1049	NOT USED	NOT USED	RLI-441	RLI-426	RLI-435	WT36X379	WT36X336	
Trap	RLI-363	RLI-363	NOT USED	NOT USED	RLI-440	NOT USED	RLI-413	WT36X383	NOT USED	
1st Sound IF	NOT USED	NOT USED	RLI-379	RLI-394 20-1049	RLI-440	RLI-425 WT36X368	RLI-413	WT36X383	WT36X335	
2nd Sound IF	NOT USED	NOT USED	NOT USED	NOT USED	NOT USED	WT61X91	NOT USED	NOT USED	NOT USED	
AM IF and FM IF	NOT USED	NOT USED	NOT USED	NOT USED	NOT USED	NOT USED	NOT USED	NOT USED	NOT USED	
AM IF and FM IF	NOT USED	NOT USED	NOT USED	NOT USED	NOT USED	NOT USED	NOT USED	NOT USED	NOT USED	
Peaking	RLI-367 19-4400	RLI-301	RLI-340 19-1004	RLI-207 19-3100	RLI-194 19-3300	RLI-148 19-3180	RLI-430 19-3500	WT36X373	WT36X157 19-3180	
Peaking	RLI-301	RLI-340 19-1004	RLI-317 19-3100	RLI-205 19-3125	RLI-382 19-3100	RLI-345 19-4400	RLI-207 19-3100	WT36X345	WT36X387 19-1015	
Peaking	RLI-340 19-1004	RLI-209 19-3250	RLI-194 19-3300	RLI-194 19-3300	RLI-342 19-3660	RLI-197 19-3250	RLI-446	WT36X261 19-3660	WT36X376 19-3660	
Peaking	See Note 4	See Note 5	RLI-205 19-3125	NOT USED	RLI-383 19-4201	NOT USED	RLI-445 19-3250	WT36X374 19-3300	WT36X271 19-3500	
RF Choke	RLI-153 19-1005	See Note 6	NOT USED	NOT USED	RLI-340 19-1004	RLI-428 19-1005	RLI-340 19-1004	WT36X105 19-1005	WT36X260 19-1008	
Filament Choke	RLI-122 19-1002		RLI-085 19-1002		RLI-153 19-1005	RLI-429 19-1005	RLI-449 19-1000	WT36X65 19-1002	WT36X105 19-1005	

Service notes may be found at the end of the HOTPOINT section.

1 Requires new clamping device, connect yoke #3 to flyback #2, yoke #1 to flyback #1.
2 Mounting difference.
3 RLA053 used in some models replaced by 15-1093.
4 RLI-207 replaced by 19-3100, RLI-368 replaced by 19-4950.
5 RLI-382 replaced by 19-3100, RLI-345 replaced by 19-4400.
6 RLI-085 replaced by 19-1002, RLI-153 replaced by 19-1005.
7 WT64X71 used in models 17S320/321/322 - no replacement.
8 Connect yellow lead to junction of .015 MFD and 33 K resistor. Connect blue/yellow lead to Pin 6 of 6BL7, connect red to ground (common point).

KAYE-HALBERT

PARTS LIST

MFR'S. PART	REPLACEMENT
C101	26R27U
C102	26R27U[1]
C104	
C1002	26C93
C2002	24S51
C2004	24S51
C2005	24S51
C2020	24S52
C2112	Fly-147
C2120	Fly-5 WC-20[1,3]
C2123	Fly-16
C2124	
C2302	26S53
C2304	26S72[1,2]
C2306	26S54
C3102	26A03
H12	17-1066
H14	17-1063
H110	17-3493[7]
H110	19-3001[7]
H112	17-1063
H114	17-1063
H116	17-3401
H118	17-1011
H120	17-1043
H122	
H128	16-3445
H132	17-1033
H2106	19-3036
H2108	19-4180
H2110	19-3093
H2112	19-4122
H2116	19-3250
H3102	
H3108	
H3602	WC-16
H3606	WC-22
H4102	WC-16
H4104	WC-16
H4106	WC-22
H5104	HS-5
H6100	20-1021
H6102	17-3401
H6104	20-1020
H6604	Y-6
H6606	Y-7

MODEL INDEX

MODEL	COLUMN NUMBER
C024	2
012	2
014	2
024	2
033	1
034	1
035	1
036	1
037	1
044	2
045	2
046	2
074	2
076	2
077	2
104	2
114	2
114DX	2
122	2
124	2
138	2
144	2
145	2
146	2
154	2
164	2
174	2
231	1
232	1
233	1
234	1
235	1
236	1
237	1
238	1
239	1
240	1
241	1
314	2
322	2
324	2
338	2
344	2
354	2
356	2
385	2
394	3
395	3
396	3
424	2
425	2
426	2
428	2
714	2
724	2
731	1
733	1
734	1
735	1
736	1
737	1
744	2
745	2
746	2
777	2
914	2
924	2

CHASSIS INDEX

CHASSIS	COLUMN NUMBER
F-243	2
231/242	1
243/253/DX	2
263	3

PART NAME	1	2	3
Flyback	C2112 Fly-147	C-2120/21 Fly-12[3]	C-2123 Fly-16
Yoke	H-6604 Y-6	H-6606 Y-7	Y-14[4]
Vertical Output	C-2304 26S72[1,2]	C-2306 26S54	C-2302 26S53
Vert. Blocking Oscillator	C-3102 26A03	C-3102 26A03	C-3102 26A03
Width Coil	H-3602 WC-16	H-3606 WC-22	WC-20
Linearity	H-4102 WC-16	H-4106 WC-22	H-4106 WC-22
Power	C-101 26R27U	C-102 26R27U[1]	C-104
Filament	NOT USED	NOT USED	NOT USED
Focus Coil	H-3102	H-3108	H-3108
Audio Output	C-2020 24S52	C-2002 24S51	C-2004/5 24S51
Choke	NOT USED	C-1002 26C93	C-1002 26C93
Horizontal Oscillator	SEE RINGING COIL	SEE RINGING COIL	C-2124
Horizontal Ringing Coil	H-5104 HS-5	H-5104 HS-5	NOT USED
Antenna Input (Balun)	NOT USED		
Video IF	19-1021	19-1021	19-1021
Video IF	H-12 17-1066	H-12 17-1066	17-1066
Video IF	H-12 17-1066	H-12 17-1066	17-1063
Video IF	H-14 17-1063	H-122	
Ratio Det. or Quadrature	H-110 17-3493	See note 5	17-1033
Trap	H-6102 17-3401	H-6100 20-1021	CATHODE TRAP 20-1021
Trap	NOT USED	H-6102 17-3401	4.5MC TRAP 20-1004
1st Sound IF	H-116 17-3401	H-116 17-3401	17-3400
2nd Sound IF	NOT USED	See note 6	16-3445
AM IF and FM IF	NOT USED	NOT USED	NOT USED
AM IF and FM IF	NOT USED	NOT USED	NOT USED
Peaking	H-2106 19-3036	H-2116 19-3250	180UH 19-4180
Peaking	H-2108 19-4180	H-2112 19-4122	250UH 19-3250
Peaking	H-2112 19-4122	H-2108 19-4180	120UH 19-4122
Peaking	H-2106 19-3036	H-2110 19-3093	93UH 19-3093
RF Choke			
Filament Choke	H-110 19-3001	H-110 19-3001	H-110 19-3001

SERVICE NOTES

1 Mounting difference.
2 Connect as autoformer.
3 Do not use terminal #1 when replacing C-2120.
4 May require use of original network.
5 H120 replaced by 17-1043, H110 replaced by 17-3493, H132 replaced by 17-1033.
6 H118 replaced by 17-1011, H128 replaced by 16-3445.
7 Manufacturer duplicated part numbers. Refer to parts reference for correct replacement.

Printed in USA

PARTS LIST

USE THIS PAGE if PART NUMBER is available.

MAGNAVOX

MFR'S. PART	REPLACEMENT
MX300077-1	26R33[4,22]
300037G-1	26R15[4]
300045-1	26R18[1]
300054-1	24R94[1]
300055-1-2	26R17[1,4]
300057-1	26R19
300058-1	26R95
300059-1	26R20
300060-1	26R19
300062-1	22R02
300064-1	26R24
300068-1	26R94
300071-1	26R92
300072-1	26R137
300077-1	26R51
300077G-1	26R51
300078-1/-2	22R04
300079G-1	26R137
300091-1	26R121
300093-1	26R151
300099-1	26R121
300170-1	26R51
300171-1	26R51
300175-1	
300176-1	
300177-1	
300178-1	22R05U
300179-0/-1	26R51
300186-1	26R106[11]
300187-1	26R106[11]
300198-1	
300208-1	26R150
300210-1	
300218-1	26R150
320024-1	24S86[3]
320024-2	24S86
320025-1	24A88
320026-1	Fly 1
320027-1	26S48
320027-2	26S48
320027-3	24S61
320027-4	24S61
320030-1,-2	26A04
320030-6,-7	
320032-1	26A03[3]
320033-1	24S86[11]
320034-1	Fly 1
320035-1	Fly 4
320040-1	26S51
320041-1	26C44
320041-2	26C76
320041-2A	26C76
320041-3,-4	26C76
320041-5	26C76
320042	Fly 1
320042-1	Fly 1
320048	Fly 1
320050-1	Fly 9[11]
320055-1	Fly 246
320056,-2	26S51
320056-3	26S51
320056-3B	26S51
320056-4,-5	26S51
320058-1	26C80
320058-2	26C80
320058-2B	26C80
320058-3	26C80
320058-4	26C80
320059-2	26R85
320060-1	26S51
320060-3	26A04
320061-1,-3	Fly 246
320063-1	26S49
320064-1	26C92[3]
320065-2	26C79
320065-2B	26C79
320066-1	26S53
320067-1	26S54
320067-2	26S54
320068-1	26S50
320068-2	26S50
320068-2B	26S50
320068G-1	26S50
320074-1	26C79
320075-1	26S04[3]
320076-1	26F63[3]

MFR'S. PART	REPLACEMENT
320077-1	22S58
320078-1	26C80
320079-1-3-4	26S04
320082-1	24S51A[3]
320082-2/-3	26S49
320083-1	26S48
320084-3	24S51
320085-2	22S56
320089-2	26C77
320111-2/-3	26S86
320119-2	26S30
320120-2	24S53
320124-2	26C81
320125-1	26C79
320130-1	26C48
320134-1	
320135-1	26S71
320136-1	
320137-1	
320251-1/-2	24S53
320254-1,-3	26S54
320255-1,-2,-4	26S81
320260-4	26A04
320262-1/-2/-2B	26A05
320262-3	26A03
320262-4/-5	26A03
320263-1/-2	26S06
320266-1	24S53
320266-3	
320268-1/-2	26C78
320269-1	26S29
320270-1	
320276-1	
320278-2	26S05
320279-1-3-4	26S50
320280-1	26S50
320286-2	
320289-1	
320290-2/-1	26C80
320291-1	
320295-1	
320462-1[1]	Y 6
320678-2	
320801-4	
320802-2	22S45
320803-2	26C79
320810-1	26S52
320811-1	Fly 180
320819-1	22S58
330024-1	
330035-1	26S71
330038-1	22S58
330039-1	24S61
350046-1	26C44[3]
360067-1	26S54
360153-1	HS 16
360266-13	19-3100[35]
360330-1,-5	Y 3
360330-7	Y 5
360330-9	Y 3
360331-1,-2	WC 11
360332-3	17-1001
360332-4	
360332-5	17-1002
360332-6	17-1003
360332-11	19-3001
360332-12	17-1012
360332-13	17-1013
360332G-3	17-1001
360332G-4	17-1002
360332G-5	17-1002
360332G-6	17-1003
360332G-7	19-4122
360332G-8	19-3093
360332G-9	19-4180
360332G-10	19-3250
360332G-11	19-3001
360332G-12	17-1012
360332G-13	17-1013
360334-1	WC 14
360337-1	
360340-1	26C93
360341-2	
360341-6	
360341-7	
360341-8	

MFR'S. PART	REPLACEMENT
360346-1	
360357-1	WC 15
360358-1	WC 33
360361-2	17-1066
360372-1	19-1007
360372-4	19-1004
360379-1	
360380-1	
360381-1	17-1013[11]
360382-1	17-1011
360383-1	
360384-1	Y 3
360401-1	
360401-4	
360401-5	
360402-1	HS 3
360403-1	17-3402
360434-1	17-1033
360435-1	
360440-1	17-3495
360442-1	
360443-1	19-3036
360443-2	
360443-6	19-3500
360443-7	19-3093
360443-9	19-3250
360443-11	19-3036
360443-12	19-3125
360443-13	19-3250
360443-14	19-3180[20]
360443-17	19-4500
360443-19	19-3300
360443-23	19-1004
360443-24	19-3093[33]
360443-25	19-3093[34]
360443-26	19-3180[35]
360443-27	19-5100
360443-28	19-3500
360443-29	19-3250[35]
360443-30	19-3300
360443-31	19-3300
360443-37	19-3660
360443-39	19-3300[38]
360443G-1	19-3180
360443G-2	19-4500
360443G-13	19-3250
360443G-14	19-3180[20]
360461-1	17-1063
360461-2	17-1066
360461G-1	17-1063
360462-1,-4	Y 6
360462-5,-6	Y 6
360462G-1	Y 6
360464	Y 6
360468-1	19-1023
360477-2	
360479-1	HS 3
360481-1	17-3400
360481-2	
360481G-1	17-3400
360482-1	17-1033
360483-1	17-3401
360484-1	19-1020
360490-2	15-1083
360496-1	Y 6
360497-2	15-1082
360499-1	HS 9
360499-4	HS 3
360511-1	17-1062
360512-2	17-3496
360515-1,-2	Y 6
360516-1	Y 6[15]
360517-1	WC 17
360519-1	16-3495
360521-1	WC 27
360524-8	19-1001
360526-1	Y 6[15]
360532	Fly 26
360533-1	WC 22
360534-1	WC 20
360535-1	17-3402
360540-1	17-4524[37]
360545-1	17-4504
360546-1	17-4531
360548-1	17-4521
360549-1	17-4511

MFR'S. PART	REPLACEMENT
360552-1	Fly 26
360552-2	Fly 26
360552-2A	Fly 26
360554-1	
360556-1,-2	Y 99
360556-3,-4	Y 99
360556-5	
360560-2/G1	Fly 247
360561-1	Fly 247
360570-1	WC 20
360572-0	HS 5
360574-8	19-1000
360577-1	Fly 26
360579-1	HS 7
360579-2	HS 5
360580-1	Fly 28
360581-1	17-4522
360582-1	17-4501
360583-1	17-4514
360584-1	20-1004
360585-1/-2	WC 24
360586-1	WC 18[20]
360587-1	Y 9[19]
360587-3	Y 9[15]
360588-1	17-3497
360591-1	HS 5
360593-2	Fly 26
360597-3	
360599-5	Y 76
360601-1	19-3001
360601-3	19-1000
360601-9	19-1001
360604-1	Fly 28
360606	Fly 79
360606-1	Fly 79
360607-1	17-4514
360609-1	WC 22[20]
360610-1	Fly 28[22]
360611-1	16-6758
360613-1	17-3496
360614	Fly 248
360614-1	Fly 248
360617-1	Y 76
360617-2	Y 76
360617-12	Y 76
360622-4	19-3500
360622-5	19-3180
360622-6	19-3125[30]
360622-7	19-4400
360622-8	19-3160
360622-9	19-3250
360622-10	19-3660
360622-12	19-3500
360622-13	19-3100[35]
360622-14	19-3075[40]
360622-15	19-3250
360622-16	19-3300
360623	Fly 248
360623-1	Fly 248
360624-1	17-4524[37]
360625-1	16-6770
360631-1	
360632-1	
360636-1	17-4522
360637-1	17-5003
360638-1	17-4514
360640-1	20-1049
360642-1	17-3496
360643-1	17-4514
360644-1	17-4521
360645-1	17-4503
360650-1	20-1020
360651-1	17-1031[11]
360652-1	WC 14[20]
360654-1	17-4503
360657-1	20-1020
360659-1	Fly 149
360660-1	Y 16[15]
360661-1	
360662-1	
360663-1	
360664-1	
360665-1	
360666-1	
360667-1	19-4201
360667-2	19-3250

MFR'S. PART	REPLACEMENT
360667-3	19-4400
360669-1/-2	WC 14[20]
360672-14	19-3036
360673-11	19-3075
360673-14	19-3036
360674-6	19-3600
360676-5	
360700-1/-2	Fly 156
360714-1	20-1004
360715-1	20-1020
360716-1	
360716-2	17-1031[3]
360718-1	
360719-1	
360736-1	
360737-1	
360739-1	Fly 179[79]
360754-1/-2	Y 82
360772-1	17-3402
360777-1	Fly 249
360779-1	Fly 179
360780-1	Y 83
360781-1	16-6781
360805-1	17-3402
360811-1	Fly 180
360842-1	
360843-1	
360845-1	
360846-1	
360847-1	
360848-1	
360849-1/-2	
360849-3	
360851-1	
360852-2	19-1004
360853-1	19-3275
360853-2	19-4400
360853-3	19-3125
360854-1	HS 16
360862-1	WC 14
360865-1	HS 16
360881-1	Fly 255
360898-1/-2	Fly 267
360912-1	Fly 179[78]
360900-1	Y 85
360946-1	Fly 273
360947-1	Y 107
360950-1	19-3125
360951-1/-2	
360951-4/-5/-6	
360952-2	
360953-2	
360954-2	
360955-2	
360957-1	
360959-2	
360963-2	
360964-1	
360998-1	
361018-2	19-3060
361018-3	19-3125
361018-4	
361019-1	
361020-1/-3	20-1050
361021-1	
361022-1/-2	
361042-3	
361043-3	19-3660
361044-4	17-3489
361045-2	20-1050
361045-3	20-1052
361046-1	
361047-1	Y 86
361048-1	
361049-1/-2/-3	
361049-4/-5	
361050-1	19-3100
361050-2	19-4400
361050-3	19-3300
361050-4	19-3180
361050-5	19-1006
361051-1	
361054-1	WC 17
361202-1	17-4536
361207-1	
361209-1	HS 5[11]

MFR'S. PART	REPLACEMENT
361210-1	19-1005
361211-1	19-1004
361218-1	20-1020
361219-1	
361220-1	
361221-1	17-4535
361222-1	Y 16[53,62]
361224-2	19-3500
361224-3	19-3250[34]
361224-4/-5	19-3250
620032	22S58
623278-1	24S61[11]
700703-1	Y 83
700703-5	Y 84
700747-1/-2/-4	Y 82
700747-5/-6/-7	Y 82
703025-1/-2	Y 85
703046-2	Y 87
M77842	19-4073
M100037	26S48
M100131	19-3125
M101819	19-3036
M102134	26C81
M102195	HS 17
M102201	19-3060
M102201	19-3060
M105195	26C81
M105196	WC 35
M105197	HS 7
M105212	17-6016
M105213	17-6018
M105214	17-6019
M105215	
M105216	17-6011
M105251	
M105294	17-3417
M105295	
M105306	
M106305	Y 107
M106358	
M106359	
M106360	
M106381	17-1077
M106382	17-1076
M106383	20-1050
M106385	17-3411
M106386	17-3413
M106387	17-3414
M106391	
M109221	
M109237	HS 8
M109251	
M109252	17-3419
M109253	17-3419
M109254	17-3418
M109255	
M109257	19-3600
M109261	20-1052
M109262	
M109263	26S86
M109264	
M109286	26R150
M109457	Y 107
M109826	19-3060
M109838	19-3093
M109840	19-3060
M109850	26S86
M112820	Fly 273
M112821	26S86
M112822	26S48
M112829	26C81
M112866	
M112869	
M112870	
M112871	
M112872	
M112873	
M112874	
M112875	
M112877	
M112879	
YSG35631B	26S71
YSG35781A	
YSG35821A	Y 86
YSG36100B	
YSG36129S	HS 16

Next page for CHASSIS index

Service notes may be found at the end of the MAGNAVOX section.

MAGNAVOX

CHASSIS INDEX

CHASSIS	COLUMN NUMBER
C30-31-32	23
C33-10-10	25
C33-10-20	25
C33-11-10	25
C33-11-20	25
C33-12-10	25
C33-12-20	25
C33-14-10	25
C33-14-20	25
C33-15-10	25
C33-15-20	25
C33-16-10	25
C33-16-20	25
C35-01-00	26
C35-02-00	26
C35-03-00	26
C35-04-00	26
C35-07-00	26
C35-07-11	26
C36-01-00	27
C36-02-00	27
C36-03-00	27
C36-04-00	27
C36-05-00	27
C36-07-00	27
C36-08-00	27
C36-09-00	27
C38-01-00	28
C38-02-00	28
C38-03-00	28
C38-04-00	28
C38-05-00	28
C39-01-00	35
C39-01-10	35
C39-02-00	35
C39-02-10	35
C43-01-00	34
C43-01-10	34
C43-02-00	34
C43-02-10	34
C44-01-00	29
C44-02-00	29
C44-03-00	29
C44-03-10	29
C44-04-10	29
CMU358AA/AB/BA/BB/CB	10
CMU359AA/AB/BA/BB/CB	10
CMU385AA/AB/BA/BB/CB	10
CMU386AA/AB/BA/BB/CB	10
CMU400CE	11
CMU401AA/BB/BC	11
CMU401BC	11
CMU402AA/BB/BC	11
CMU402BC-1	11
CMU402BD/-1	11
CMU402CE/-1	11
CMU403AA/BB/CC	11
CMU404AA/BB/BC	11
CMU404BC-1	11
CMU404BD/-1	11
CMU404CE/-1	11
CMU405AA	11
CMU405BC/BD/CE	11
CMU406AA	11
CMU406BC/BD/CE	11
CMU407AA	11
CMU407BC/BD/CE	11
CMU410AA	11
CMU410BC/01	11
CMU410BD/-1	11
CMU410CE/-1	11
CMU413AA	11
CMU413BC/BD/CE	11
CMU418AA	11
CMU418BC/BD/CE	11
CMU419AA	11
CMU419BC/BD/CE	11
CMU420AA	11
CMU422BC/BD/CE	11
CMU425BD/CE	11
CMU426CE	11
CMU427CE	11
CMU428CE	11
CMU429CE-1	11
CMU430CE	11
CMU431CE	11
CMUA358D	10
CMUA385D	10
CMUA401B	11
CMUA401BB	11
CMUA402B	11
CMUA402BB	11
CMUA403B	11
CMUA403BB	11
CMUA404B	11
CMUA404BB	11
CMUA405BB	11
CMUA406BB	11
CMUA407BB	11
CMUA410BB	11
CMUA413BB	11
CMUA418BB	11
CMUA419BB	11
CMUA420BB	11
CMUA427CE	11
CMUA429CE	11
CMUA435AA	12
CMUA435BB	12
CMUA435CB	12
CMUA436AA	12
CMUA436BB	12
CMUA436CB	12
CMUA437BB	12
CMUA437CB	12
CMUA438BB	12
CMUA438CB	12
CMUA440AA	14
CMUA441AA	14
CMUA442AA	14
CMUA455AA	13
CMUA455BB	13
CMUA456AA	13
CMUA456BB	13
CMUA458BA	13
CMUA458BB	13
CMUA458CB	13
CMUA460	14
CMUA461	14
CMUA463BB	15
CMUA464	14
CMUA464BB	15
CMUA465AA/BB	16
CMUA466AA/BB	16
CMUA469AA/BB	16
CMUA473AA/BB	16
CMUA474AA/BB	16
CMUA475AA	15
CMUA475BB/CC	15
CMUA476AA	15
CMUA476BB/CC	15
CMUA478AA/BB	16
CMUA479AA	15
CMUA479BB/CC	15
CMUA480AA	15
CMUA480BB/CC	15
CMUA481AA	15
CMUA481BB/CC	15
CMUA482AA/BB	16
CMUA483AA/BB	16
CMUA485AA/BB	16
CMUA487AA/BB/CC	16
CMUA487DC/ED	16
CMUA488AA	16
CMUA489AA	16
CMUA490AA/BB/CC	16
CMUA490DC/ED	16
CMUA491AA/BB/CC	16
CMUA491DC/ED	16
CMUA492AA	16
CMUA496BB	16
CMUA497BB	16
CMUA498BB	16
CMUA499BB/CC	16
CMUA499DC/ED	16
CMUA501BB/CC	16
CMUA501DC/ED	16
CMUB400CE	11
CMUB405CE	11
CMUB406CE	11
CMUB407CE	11
CMUB418CE	11
CMUB419CE	11
CMUB422BC	11
CMUB422CE	11
CMUB425CE	11
CMUB426CE	11
CMUB430CE	11
CMUB431CE	11
CMUB470AA/BB	16
CMUD426CE	11
CMUD444	11
CMUD445AA	11
CMUD447BB	11
CMUD447CB	11
CMUD455BB	11
CMUD457BB	11
CMUD462	14
CMUD471AA/BB	16
CMUD486BB	16
CMUD495AA/BB/CC	16
CMUD495DC/ED	16
CMUE472AA/BB	16
CMUE484AA/BB	16
CMUE486BB	16
CMUE493AA/BB/CC	16
CMUE493DC/ED	16
CMUE494AA/BB	16
CR-745BB	20
CT-214/18	1
CT-219/20	1
CT-221	1
CT-222	1
CT-224	3
CT-232	3
CT-235	3
CT-236	3
CT-237/8	1
CT-239	3
CT-240	3
CT-244/5/6	3
CT-247/8/9	4
CT-250/51	3
CT-252/3	4
CT-255	4
CT-257/8/9/60	4
CT-262/3/4/5	7
CT-266/7	7
CT-268	7
CT-269	7
CT-270A/B/C/D	6
CT-271A/B/C/D	6
CT-272A/B/C/D	6
CT-273/4/5/6/7/8/9	6
CT-280/1/2	6
CT-283	7
CT-284/5	7
CT-286	7
CT-287/8	7
CT-289	7
CT-290	7
CT-291	7
CT-292	7
CT-293	7
CT-294	7
CT-297	7
CT-298/9	7
CT-301/2/3/4/5/6	8
CT-307/8/9/10/11	8
CT-312	8
CT-313	8
CT-314	8
CT-316	7
CT-331A thru K	9
CT-332A thru K	9
CT-333A thru K	9
CT-334A thru K	9
CT-335A thru K	9
CT-336A thru K	9
CT-337A thru K	9
CT-338A thru K	9
CT-339A thru K	9
CT-340A thru K	9
CT-341A thru K	9
CT-342A thru K	9
CT-343A thru K	9
CT-344A thru K	9
CT-345A thru K	9
CT-346A thru K	9
CT-347A thru K	9
CT-348A thru K	9
CT-349A thru K	9
CT-350A thru K	9
CT-351A thru K	9
CT-352A thru K	9
CT-353A thru K	9
CT-354A thru K	9
CT-355A thru K	9
CT-356A thru K	9
CT-357A thru K	9
CT-358/AA/AB/BA/BB/CB	10
CT-359/AA/AB/BA/BB/CB	16
CT-362/LF	9
CT-363/LE/LF	9
CT-364/LF	9
CT-365/6/7/8/LE	9
CT-369/LE	9
CT-372/MF/NF	9
CT-373/ME/NE/NF	9
CT-374/MF/NF	9
CT-375/ME/NE	9
CT-376/ME	9
CT-377/8/ME	9
CT-379/ME/NE	9
CT-385	10
CT-385AA/AB/BA/BB/CB	10
CT-386AA/AB/BA/BB/CB	10
CT-390/NF/NH	9
CT-400CE	11
CT-401AA/BB/BC	11
CT-401BC-1	11
CT-402AA/BB/BC	11
CT-402BC-1/BD-1	11
CT-402CE-1	11
CT-403AA/BB/BC	11
CT-404AA/BB/CC	11
CT-404BC-1	11
CT-404BD/-1	11
CT-404CE/-1	11
CT-405AA/06AA	11
CT-405BC/BD/CE	11
CT-406BC/BD/CE	11
CT-407AA/10AA	11
CT-407BC/BD/CE	11
CT-410BC/-1	11
CT-410BD/-1	11
CT-410CE/-1	11
CT-413AA	11
CT-413BC/BD/CE	11
CT-418AA	11
CT-418BC/BD/CE	11
CT-419AA	11
CT-419BC/BD/CE	11
CT-420AA	11
CT-422BC/BD/CE	11
CT-425BD/CE	11
CT-426CE	11
CT-427CE	11
CT-428CE	11
CT-429CE-1	11
CT-430CE	11
CT-431CE	11
CTA358D	10
CTA385D	10
CTA401B	10
CTA401BB	11
CTA402B	11
CTA402BB	11
CTA403B	11
CTA403BB	11
CTA404B	11
CTA404BB/05BB	11
CTA406BB/07BB	11
CTA410BB/13BB	11
CTA418BB/19BB/20BB	11
CTA427CE/29CE	11
CTA435AA/BB	12
CTA435CB	12
CTA436AA/BB	12
CTA436CB	12
CTA437BB	12
CTA437CB	12
CTA438BB	12
CTA438CB	12
CTA440AA/41AA/42AA	14
CTA455AA	13
CTA455BB	13
CTA456AA	13
CTA456BB	13
CTA458BA	13
CTA458BB	13
CTA458CB	13
CTA460	14
CTA461	14
CTA463BB	15
CTA464	14
CTA465AA/BB	16
CTA466AA/BB	16
CTA469AA/BB	16
CTA473AA/BB	16
CTA474AA/BB	16
CTA475AA	15
CTA475BB/CC	15
CTA476AA	15
CTA476BB/CC	15
CTA478AA/BB	15
CTA479AA	15
CTA479BB/CC	15
CTA480AA	15
CTA480BB/CC	15
CTA481AA	15
CTA481BB/CC	15
CTA482AA/BB	16
CTA483AA/BB	16
CTA485AA/BB	16
CTA487AA/BB/CC	16
CTA487DC/ED	16
CTA488AA/89AA	16
CTA490AA/BB/CC	16
CTA490DC/ED	16
CTA491AA/BB/CC	16
CTA491DC/ED	16
CTA492AA	16
CTA496BB/97BB	16
CTA498BB	16
CTA499BB/CC	16
CTA499DC/ED	16
CTA501BB/CC	16
CTA501DC/ED	16
CTB400CE/05CE	11
CTB406CE/07CE	11
CTB418CE/19CE	11
CTB422BC	11
CTB422CE/25CE/26CE	11
CTB430CE/31CE	11
CTB470AA/BB	16
CTD426CE	11
CTD444	14
CTD445AA	13
CTD447BB	13
CTD447CB	13
CTD455BB/57BB	13
CTD462	11
CTD471AA/BB	16
CTD486BB	16
CTD495AA/BB/CC	16
CTD495DC/ED	16
CTE472AA/BB	16
CTE484AA/BB	16
CTE486BB	16
CTE493AA/BB/CC	16
CTE493DC/ED	16
CTE494AA/BB	16
CU358/AA/AB/BA/BB/CB	10
CU359/AA/AB/BA/BB/CB	10
CU385/AA/AB/BA/BB/CB	10
CU386AA/AB/BA/BB/CB	10
CU400CE	11
CU401AA/BB/BC	11
CU401BC-1	11
CU402AA/BB	11
CU402BC/-1	11
CU402BD/-1	11
CU402CE/-1	11
CU403AA/BB/CC	11
CU404AA/BB	11
CU404BC/-1	11
CU404BD/-1	11
CU404CE/-1	11
CU405AA/06AA	11
CU407AA/10AA	11
CU410BC/-1	11
CU410BD/-1	11
CU410CE/-1	11
CU413AA	11
CU413BC/BD/CE	11
CU418AA	11
CU419AA/20AA	11
CUA358D/85D	10
CUA401B	11
CUA401BB	11
CUA402B	11
CUA402BB	11
CUA403B	11
CUA403BB	11
CUA404B	11
CUA404BB/05BB/06BB	11
CUA407BB/10BB	11
CUA413BB/18BB	11
CUA419BB/20BB	11
MCT228	2
U30-31-32	19
U39-01-00	35
U39-01-10	35
U39-02-00	35
U39-02-10	35
U43-01-00	34
U43-01-10	34
U43-02-00	34
U43-02-10	34
U44-04-10	29
U/V18-01AA/BB	17
U/V18-01CB/DC	17
U/V18-02AA/BB	17
U/V18-02CB/DC	17
U/V18-03AA/BB	17
U/V18-03CB/DC	17
U/V18-04AA/BB	17
U/V18-04CB	17
U/V18-05CB/DC	17
U/V18-06DC	17
U/V19-01AA/BB/CB	18
U/V19-02AA/BB/CB	18
U/V21-01AA/BB	17
U/V21-01CB/DC	17
U/V21-02AA/BB	17
U/V21-02CB	17
U/V21-03AA/BB	17
U/V21-03CB/DC	17
U/V21-04AA/BB	17
U/V21-04CB	17
U/V21-05AA/BB	17
U/V21-05CB/DC	17
U/V21-06BB	17
U/V21-06CB/DC	17
U/V21-07BB	17
U/V21-07CB/DC	17
U/V21-08BB	17
U/V21-08CB/DC	17
U/V21-09BB	17
U/V21-09CB	17
U/V21-10DC	17
U/V21-11DC	17
U/V21-12DC	17
U/V23-01AA	16
U/V23-02AA	16
U/V23-03AA	16
U/V24-01AA	17
U/V24-02AA	17
U/V24-03AA	17
U/V24-04AA	17
U/V24-05AA	17
U/V24-06AA	17
U/V24-07AA	17
U/V24-08AA	17
U/V25-01AA	17
U/V25-02AA	17
U/V25-03AA	17
U/V25-04AA	17
U/V25-05AA	17
U/V25-06AA	17
U/V25-07AA	17
U/V25-08AA	17
U/V25-09AA	17
U/V25-10AA	17
U/V25-11AA	17
U/V25-12AA	17
U/V25-13AA	17
U/V25-14AA	17
U/V25-15AA	17
U/V25-16AA	17
U/V25-17AA	17
U/V26-01AA	20
U/V26-02AA	20
U/V26-03AA	20
U/V26-04AA	20
U/V27-01AA	18
U/V27-02AA	18
U/V27-03AA	18
U/V27-04AA	18
U/V28-01-00	22
U/V28-02-00	22
U/V28-03-00	22
U/V28-03-11	22
U/V28-04-00	22
U/V28-04-11	25
U/V28-05-00	22
U/V28-06-00	22
U/V28-07-11	25
U/V28-08-11	25
U/V28-09-11	25

CONTINUED NEXT PAGE

CHASSIS INDEX
(CONTINUED)

MAGNAVOX

CHASSIS	COLUMN NUMBER	CHASSIS	COLUMN NUMBER	CHASSIS	COLUMN NUMBER	CHASSIS	COLUMN NUMBER	CHASSIS	COLUMN NUMBER	CHASSIS	COLUMN NUMBER
U/V28-10-11	25	U/V30-22-11	23	U/V33-14-20	25	U/V38-04-00	28	V30-10AA	21	62-02-00/-10	25
U/V28-11-11	25	U/V30-23-11	23	U/V33-15-10	25	U/V38-05-00	28	V30-11AA	21	67-01-00	25
U/V29-01-00	22	U/V32-01-00	23	U/V33-15-20	25	U/V41--01-00	32	V30-12AA	21	67-01-10	19
U/V29-01-11	24	U/V33-01-00	25	U/V33-16-10	25	U/V41-02-00	32	V30-12-00	21	68-04-00	25
U/V29-02-00	22	U/V33-02-00	25	U/V33-16-20	23	U/V42-02-00	33	V30-13-00	21	70-02-00	32
U/V29-02-11	24	U/V33-03-00	25	U/V34-01-00	23	U/V42-03-00	33	V30-14-00	21	76-09-00	34
U/V29-03-00	22	U/V33-04-00	25	U/V34-02-00	23	U/V42-03-11	33	V30-16-00	21	76-09-11	34
U/V29-03-11	24	U/V33-05-00	25	U/V35-01-00	26	U/V44-01-00	29	V30-16-11/-12	23	79-15-00	32
U/V29-04-00	22	U/V33-06-00	25	U/V35-02-00	26	U/V44-02-00	29	V30-17-00	21	80-02-00	25
U/V29-04-11	24	U/V33-07-00	25	U/V35-03-00	26	U/V44-03-00	29	V30-17-11/-12	23	86-02-10	19
U/V29-05-00	22	U/V33-07-10	25	U/V35-04-00	25	U/V73-01AA	19	V30-24-11	23	86-06-00	34
U/V29-05-11	24	U/V33-07-20	25	U/V35-07-00	26	U/V73-02AA	19	V32-01-11	23	88-01-00	19
U/V29-06-00	22	U/V33-08-00	25	U/V35-07-11	26	U/V74-01AA	19	V32-02-11	23	88-02-00	19
U/V29-06-11	24	U/V33-08-10	25	U/V36-01-00	27	U/V74-02AA	19	31	30	91-01-00	25
U/V29-07-00	22	U/V33-08-20	25	U/V36-02-00	27	V29-09-00	24	55-01-00/-10	19	93-01-00	19
U/V29-07-11	24	U/V33-09-00	25	U/V36-03-00	27	V29-09-11	24	55-02-00/-10	19	93-02-00	25
U/V29-08-00	22	U/V33-09-10	25	U/V36-04-00	27	V29-13-11	24	55-02-21/-31	19	93-05-00	32
U/V29-08-11	24	U/V33-09-20	25	U/V36-05-00	27	V30-01AA	21	57-02-00	19	135BB	16
U/V29-11-11	24	U/V33-10-10	25	U/V36-07-00	27	V30-02AA	21	57-04-00	25	142AB	19
U/V29-12-11	24	U/V33-10-20	25	U/V36-08-00	27	V30-03AA	21	57-08-00	25	142CC	20
U/V30-13-11/-12	23	U/V33-11-10	25	U/V36-09-00	27	V30-04AA	21	57-11-00	19	151CB	22
U/V30-14-11/-12	23	U/V33-11-20	25	U/V37-01-00	31	V30-05AA	21	59-00	19	169	21
U/V30-15-00	21	U/V33-12-00	25	U/V37-02-00	31	V30-06AA	21	59-01-00/-11	19	169AA	20
U/V30-15-11/-12	23	U/V33-12-10	25	U/V38-01-00	28	V30-07AA	21	59-06-00	20	175-67	19
U/V30-20-11	23	U/V33-12-20	25	U/V38-02-00	28	V30-08AA	21	59-07-00/-10/-20	19	196-00/-10	21
U/V30-21-11	23	U/V33-14-10	25	U/V38-03-00	28	V30-09AA	21	59-22-00	21	197-10	20

MAGNAVOX

PART NAME	1	2	3	4	5	6	7	8	9	10
Flyback	320026-1 Fly-1	320026-1 Fly-1	320035-1[5] Fly-4	320042-1 320048 Fly-1	320050-1 Fly-9[11]	320055-1 Fly-246	320055-1 Fly-246	320055-1 Fly-246	320061-1/-3 Fly-246	360552-2[17] Fly-26
Yoke	360330-1 Y-3	360384-1 Y-3	360330-7[6] Y-5	360330-9[10] Y-3	360462-4 Y-6	3600462-6 Y-6	360462-5 360496-1 Y-6	360462-1[13] Y-6	360515-2[14] Y-6[15]	360556/-1/-2/[16] -3/-4 Y 99
Vertical Output	320024-1 24S86[3]	20033-1 24S86[11]	320024-2 24S86	320040-1 26S51	320056 26S51	320056-2/-4 26S51	320056-3/3B 26S51	320056-5 26S51	320060-1 26S51	330035-1/-2 26S71
Vert. Blocking Oscillator	320025-1[1] 24A88	320032-1 26A03[3]	320030-2 26A04	NOT USED	NOT USED	320030-6 26A04	320060-3 26A04	320030-6/-7 26A04	NOT USED	NOT USED
Width Coil	NOT USED	NOT USED	360357-1[8] WC-15	360331-2 WC-11	360358-1 WC-16	360357-1 WC-15	360357-1 WC-15	360357-1 WC-15	360521-1 WC-27	360534-1 360570-1 WC-20
Linearity	360334-1 WC-14	360334-1 WC-14	360358-1[9] WC 33	360334-1 WC-14	360357-1 WC-15	360358-1 WC 33	360358-1 WC 33	360358-1 WC 33	360517-1 WC-17	360533-1 WC-22
Power	300045-1 26R18[1]	300054-1 24R94[1]	300055-1/-2[7] 26R17[1,4]	300057-1 26R19	300058-1 26R95	300059-1 26R20	300060-1[12] 26R19	320059-2 26R85	300064-1 26R24	300068-1 26R94
Filament	NOT USED	NOT USED	NOT USED	NOT USED	NOT USED	NOT USED	NOT USED	NOT USED	NOT USED	NOT USED
Focus Coil	360341-2	360380-1	360401-1 360341-6	360341-7/8	360401-4/-5	NOT USED	360477-2	NOT USED	NOT USED	NOT USED
Audio Output	320027-1/-2 26S48	623278-1 24S61[11]	320027-3/-4 24S61	24S61[11]	24S61[11]	26S49	22S58	26S49	320063-1 26S49	620032 22S58
Choke	360340-1 26C93	350046-1 26C44[3]	360340-1 26C93	320041-1 26C44	320041-1 26C44	320041-3/-2 26C76	320041-2A/2 26C76	320041-4/-5 26C76	320058-1 26C43[3]	320064/-1 26C92[3]
Horizontal Oscillator	360337-1	360383-1	360402-1 HS-3	360435-1	360435-1	360479-1 HS-3	360435-1	360499-1 HS-9	360499-1 HS-9	360499-4[30] HS-3
Horizontal Ringing Coil	360346-1	NOT USED	NOT USED	NOT USED	NOT USED	NOT USED	NOT USED	NOT USED	NOT USED	360591-1 HS-5
Antenna Input (Balun)						360490-2 15-1083	360490-2 15-1083	15-1083	15-1083	15-1083
Video IF	360332G3 17-1001	360379-1	360332-3 17-1001	360461-1 17-1063	360461-1 17-1063	360468-1 19-1023			360545-1 17-4503	360545-1 17-4503
Video IF	360332G5 17-1002	360379-1	360332-4	360461-1 17-1063	360461-1 17-1063	360461-1 17-1063	362461-1 17-1063	360461G1 17-1063	360461-1 17-1063	360546-1 17-4531
Video IF	360332G6 17-1003	360379-1	360332-5 17-1002	360461-1 17-1063	360461-1 17-1063	360461-1 17-1063	360461-2 17-1066	360461G1 17-1063	360511-1 17-1062	360546-1 17-4531
Video IF	360332G4 17-1002	360379-1	360332-6 17-1003	NOT USED	NOT USED	360461-1 17-1063	360461-2 17-1066	360461G1 17-1063	See note 31	360549-1 17-4511
Ratio Det. or Quadrature	360332G13 17-1013	360381-1 17-1013[11]	360332-13 17-1013	360434-1 17-1033	360434-1 17-1033	360482-1 17-1033	360332-13 17-1013	360482G1 17-1033	360512-1/-2 17-3496	360482-1 17-1033
Trap	NOT USED	360403-1 17-3402	NOT USED	360442-1	360442-1	360481-1 17-3400	360483-1 17-3401	360481G1 17-3400	NOT USED	360481-2
Trap	NOT USED	NOT USED	NOT USED	NOT USED	NOT USED	NOT USED	360484-1 19-1020	NOT USED	NOT USED	360554-1
1st Sound IF	360332G12 17-1012	360382-1 17-1011	360332-12 17-1012	360440-1 17-3495	360440-1 17-3495	360481-1 17-3400	360361-2 17-1066	360481G1 17-3400	360519-1 16-3495	360535-1 17-3402
2nd Sound IF	360332G12 17-1012	NOT USED	NOT USED	NOT USED	NOT USED	NOT USED	360332-12 17-1012	NOT USED	360535-1 360481-1 17-3400	360481-1 17-3400
AM IF and FM IF	NOT USED	NOT USED	NOT USED			NOT USED	NOT USED	NOT USED	NOT USED	NOT USED
AM IF and FM IF	NOT USED	NOT USED	NOT USED			NOT USED	NOT USED	NOT USED	NOT USED	NOT USED
Peaking	360332G9 19-4180					360443-12 19-3125	360443-9 19-3250	360443G1 19-3180	360443-13 19-3250	360443-24 19-3093[33]
Peaking	360332G10 19-3250					360443-2	360443-7 19-3093	360443G2 19-4500	360443-17 19-4500	360443-19 19-3300
Peaking	360332G7 19-4122					360443-13 19-3250	360443-12 19-3125	360443G13 19-3250	360443-6 19-3500	360443-25 19-3093[34]
Peaking	360332G8 19-3093					360443-14 19-3180	360443-1 19-3036	360443G14 19-3180[20]	See note 32	360443-26 19-3180[35]
RF Choke	360332-11 19-3001					360372-1 19-3001	360372-4 19-1004	NOT USED	360443-23 19-1004	360443-23 19-1004
Filament Choke	360332G11 19-3001					360332-11 19-3001	19-3001	19-3001	19-3001	

Service notes may be found at the end of the MAGNAVOX section.

MAGNAVOX

PART NAME	11	12	13	14	15	16	17	18	19	20
Flyback	360580-1 360604-1 Fly 28	360606/-1 Fly 79	360610-1[23] Fly 28[22]	360614 Fly 248	360614-1 Fly 248	360623/-1 Fly 248	36023/-1[44] Fly 248	360659-1 Fly 149	320811-1 Fly 180	360739-1 Fly 179[79]
Yoke	360587/-1 Y 9[19]	360587-3 Y 9[15]	360599-5 360617-1 Y 76	360617-1 Y 76	360617-1/-12 Y 76	360617-1/-2 Y 76	360617-1/-2 Y 76	360660-1 Y 16[15]	361222-1 Y 16[53,62]	360754-1 Y 82
Vertical Output	320067/-1 360067-1 26S55	320067-2 26S54	320254-1 26S54	320067-2 26S54	320254-3 26S54	320255-1/2 26S81	320263-1[54] 26S06	320269-1 26S29	320810-1 26S52	320075-1 26S04[3]
Vert. Blocking Oscillator	NOT USED	NOT USED	NOT USED	NOT USED	NOT USED	NOT USED	320262-1/-2/2B 26A05	320270-1	320801-4	320262-3 26A03
Width Coil	360585-1 WC 24	360585-2 WC 24	306585-1 WC 24	360585-1 WC 24	360585-2 WC 24	360585-2 WC 24	360652-1[28] WC 18[11]	NOT USED	NOT USED	NOT USED
Linearity	360586-1 WC 18[20]	NOT USED	360609-1[24] WC 22[20]	NOT USED	NOT USED	NOT USED	NOT USED	NOT USED	NOT USED	NOT USED
Power	300072-1 26R137	300077-1 26R51	300079G1 26R137	300077G1 26R51	300077-1 26R51	300078-1[45] 22R04	300077-1[59] 26R51	NOT USED	NOT USED	300099-1[46] 26R121
Filament	NOT USED	NOT USED	NOT USED	NOT USED	NOT USED	NOT USED	NOT USED	NOT USED	NOT USED	NOT USED
Focus Coil	NOT USED	NOT USED	NOT USED	NOT USED	NOT USED	NOT USED	NOT USED	NOT USED	NOT USED	NOT USED
Audio Output	320068G-1 320068-1 26S50	320068-2 26S50	320068G-1 320068-1 26S50	320068-2 26S50	320068-2B 26S50	320068-2B/-1 26S50	320268-2[60] 26S50	320266-1/-2[61] 24S53	320802-2 22S45	320279-1[47] 26S50
Choke	320058-1 26C80[3]	320058-2 26C80	320065-2/2B 26C79	320058-2 26C80	320058-2B 26C80	320058-2B 26C80	320058-2/-3 26C80	320268-1/-2 26C78	320803-2 26C79	320074-1[58] 26C79
Horizontal Oscillator	SEE RINGING COIL	SEE RINGING COIL	SEE RINGING COIL	SEE RINGING COIL	SEE RINGING COIL	SEE RINGING COIL	SEE RINGING COIL	SEE RINGING COIL	SEE RINGING COIL	SEE RINGING COIL
Horizontal Ringing Coil	360579-1 HS 7	360579-1 HS 7	360579-1 HS 7	360579-1 HS 7	360579-1 HS 7	360579-1 HS 7	360579-1 HS 7	360669-1/-2	361209-1 HS 5[11]	360579-1 HS 7
Antenna Input (Balun)	360490-2 15-1083	360490-2 15-1083	360490-2 15-1083	360490-2 15-1083	360490-2 15-1083	360490-2 15-1083	360490-2 15-1083	360490-2 15-1083	360491-2 15-1083	
Video IF	360540-1 17-4524[37]	360540-1 360624-1 17-4524[37]	360540-1 17-4524[37]	360540-1 360624-1 17-4524[37]	360540-1 17-4524[37]	360645-1[41] 17-4503	360640-1 20-1049	360661-1	361220-1	360654-1 17-4503
Video IF	360581-1 17-4522	360581-1 17-4522	360581-1 17-4522	360581-1 17-4522	360581-1 360636-1 17-4522	360644-1[42] 17-4521	360720-1 360636-1 17-4522	360662-1	361202-1 17-4536	360644-1 17-4521
Video IF	360582-1 17-4501	360582-1 17-4501	360582-1 17-4501	360582-1 17-4501	360582-1 360632-1 17-4501	360644-1[43] 17-4521	360637-1 17-5003	360736-1	361221-1 17-4535	360644-1 17-4521
Video IF	360583-1 17-4514	360607-1 17-4514	360607-1 17-4514	360607-1 17-4514	360607-1 17-4514	360643-1 360607-1 17-4514	360638-1 17-4514	360737-1 360663-1	NOT USED	360643-1 17-4514
Ratio Det. or Quadrature	360588-1 17-3497	360512-1 360613-1 17-3496	360588-1 17-3497	360512-1 360613-1 17-3496	360613-1 360642-1 17-3496	360642-1 17-3496	360651-1/-2 17-1031[11]	360666-1 360719-1	361207-1 20-1005	360716-1 17-1031
Trap	360584-1 20-1004	360584-1 20-1004	360584-1 20-1004	360584-1 20-1004	360584-1 20-1004	360584-1 20-1004	NOT USED	NOT USED	361218-1 20-1020	360714-1 20-1004
Trap	NOT USED	NOT USED	NOT USED	NOT USED	NOT USED	NOT USED	NOT USED	NOT USED	361210-1 19-1005	NOT USED
1st Sound IF	360584-1 20-1004	360584-1 20-1004	360584-1 20-1004	360584-1 20-1004	360584-1 20-1004	360584-1 20-1004	360715-1 360657-1 20-1020	360664-1	361218-1 20-1020	360714-1 20-1004
2nd Sound IF	360584-1 20-1004	NOT USED	360584-1 20-1004	NOT USED	NOT USED	360584-1 20-1004	360650-1 20-1020[11]	360665-1 360718-1	361219-1 16-3445	360715-1 20-1020
AM IF and FM IF	NOT USED	NOT USED	NOT USED	NOT USED	NOT USED	NOT USED	NOT USED	NOT USED	NOT USED	360611-1 16-6758
AM IF and FM IF	NOT USED	NOT USED	NOT USED	NOT USED	NOT USED	NOT USED	NOT USED	NOT USED	NOT USED	360625-1 16-6770
Peaking	360443-28 19-3500	360443-28 19-3500	360443-28 19-3500	360443-28 19-3500	360622-4 19-3500	360622-14 19-3075[40]	360622-10 19-3660	360667-3 19-4400	361224-2 19-3500	360622-16 19-3300
Peaking	360443-31 19-3300	360443-37 19-3660	360443-31 19-3300	360443-37 19-3660	360622-8 19-3160	360622-7 19-4400	360622-15 19-3250	360667-1 19-4201	361224-3 19-3250[34]	360622-14 19-3075[40]
Peaking	360443-30 19-3300	360443-39 19-3300[38]	360443-30 19-3300	360443-39 19-3300[38]	360622-9 19-3250	360622-4 19-3500	360622-16 19-3300	360667-2 19-3250	361224-5 19-3250	360622-9 19-3250
Peaking	360443-29 19-3250[35]	See Note 39	360443-29 19-3250[35]	See Note 39	360622-7 19-4400	360266-13 19-3100[35]	NOT USED	NOT USED		360622-13 19-3100[35]
RF Choke	360601-9 19-1001	360601-9 19-1001	360601-9 19-1001	360601-9 19-1001	360601-9 19-1001	360601-1 19-3001	360601-1 19-3001	NOT USED	361211-1 19-1004	360443-23 19-1004
Filament Choke	360372-1 19-3001	360372-1 19-3001	360372-1 19-3001	360372-1 19-3001	360601-3 19-1000	19-1001	360601-3 360524-8 19-1001	NOT USED	NOT USED	

Service notes may be found at the end of the MAGNAVOX section.

MAGNAVOX

PART NAME	21	22	23	24	25	26	27	28	29	30
Flyback	360779-1 Fly 179	360777-1[52] Fly 249	360779-1 Fly 179	360777-1[52] Fly 249	360777-1[73] Fly 249	360881-1 Fly 255	360898-1/-2 Fly 267	360912-1 Fly 179[78]	360998-1	M106359
Yoke	360754 700747-1/-2/-5 Y82	360780-1 700703-1 Y 83	700747-2/-5[64] Y 52	700703-1 Y 83	700703-1[74] 360780-1 Y 83	700703-5[77] Y 84	360900-1 703025-1 Y 85	360990-1 703025-2 Y 85	703046-2 Y 87	M106305 Y 107
Vertical Output	320079-1 26S04	320278-2[54] 26S05	320079-1 26S04	320278-2 26S05	320263-2[75] 26S06	320255-4 26S81	320079-3 26S04	320079-4 26S04	320119-2 26S30	M106360
Vert. Blocking Oscillator	NOT USED	320262-4/-5 320260-4 26A03	NOT USED	320262-5/-4 26A03	320262-5/-4 26A03	320292-1	NOT USED		NOT USED	NOT USED
Width Coil	360699-1 WC 14[20]	360699/-1[55] WC 14[20]	360699-1 WC 14[3]	360652-1 WC 14	360699-1 WC 14[3]	360862-1 WC 14	360862-1 WC 14	360699-1 WC 14[20]	360862-1 WC 14	NOT USED
Linearity	NOT USED	NOT USED	NOT USED	NOT USED	NOT USED	NOT USED	NOT USED	NOT USED	NOT USED	M105196 WC 35
Power	300171[48]	300170[67] 26R51	300179-1/-0[65] 26R51	300170-1 B300170G1 26R51	B300170G1[76] B300170-1 26R51	300186-1 26R106[11]	300187-1 300186-1 26R106[11]	300198-1	300210-1	M106358
Filament	320076-1 26F63[3]	NOT USED	NOT USED	NOT USED	NOT USED	NOT USED	NOT USED	NOT USED	NOT USED	NOT USED
Focus Coil	NOT USED	NOT USED	NOT USED	NOT USED	NOT USED	NOT USED	NOT USED	NOT USED	NOT USED	NOT USED
Audio Output	320279-1[49] 26S50	320279-1[57] 26S50	320279-1 26S50	320279-1[57] 26S50	320089-1[71] 320279-1 26S50	320279-3 26S50	320279-3 26S50	320279-4 26S50	320120-2 24S53	330038-1 22S58
Choke	320041-2[50] 26C76	320058-4[68] 26C80	320290-4[50] 26C80	320058-4[68] 26C80	320058-4[58] 26C80	320089-2 26C77	320290-2 26C80	320290-2 26C80	320125-1 26C79	M105195 26C81
Horizontal Oscillator	SEE RINGING COIL	SEE RINGING COIL	360572-9 HS 5	360579-2 HS 5	360579-2 HS 5	360865-1 HS 16	360854-1 HS 16	360854-1 HS 16	360854-1 HS 16	M105197 HS 7
Horizontal Ringing Coil	360579-2 HS 5	360579-2 HS 5	NOT USED	NOT USED	NOT USED					M102195 HS 17
Antenna Input (Balun)			360813-1	360813-1	360813-1					
Video IF	360654-1 17-4503	360654-1 17-4503	360798-1 20-1044	360798-1 20-1044	360798-1 20-1044	360484-1 19-1020	360848-1 19-1020	360848-1 19-1020	360848-1	M106385 17-3411
Video IF	360644-1 17-4521	360644-1 17-4521	360799-1 17-4523	360799-1 17-4523	360799-1 17-4523	360849-1	360849-1	360849-1	360849-1	M106386 17-3413
Video IF	360644-1 17-4521	360644-1 17-4521	360799-2 17-4523	360799-2 17-4523	360799-2 17-4523	360849-2	360849-1	360849-2	360849-2	M106387 17-3414
Video IF	360643-1 17-4514	360643-1 17-4514	360800-1	360800-1	360800-1	360849-3	360849-3	360849-3	360849-3	M105294 17-3417
Ratio Det. or Quadrature	360716-2 17-1031[3]	360716-2 17-1031[3]	360716-2 17-1031[3]	360716-2 17-1031[3]	360716-2 17-1031[3]	360847-1	360847-1	360847-1	360847-1	M106383 20-1050
Trap	360714-1 20-1004	360714-1 20-1004	360802-1[63] See Note 69	360802-1 See Note 69	360802-1 See Note 69	360843-1	360850-1 360851-1	360850-1 360851-1	360843-1 360842-1	M105295
Trap			360801-1 17-4538	360801-1[70] 17-4538	360801-1[70] 17-4538	360842-1	360843-1 360842-1	360843-1 360842-1	360851-1	M106391 M105306
1st Sound IF	360772-1 17-3402	360772-1 17-3402	360722-1 20-1004	360722-1 20-1004	360722-1 20-1004	360845-1	360845-1	360845-1	360845-1	M106381 17-1077
2nd Sound IF	360715-1 20-1020	360715-1 20-1020	360715-1 20-1020	360715-1 20-1020	360715-1 20-1020	360846-1	360846-1	360846-1	360846-1	M106382 17-1076
AM IF and FM IF	360611-1 16-6758	NOT USED	360611-1 16-6758	360611-1 16-6758	360611-1 16-6758				NOT USED	CHROMA COILS See Note 80
AM IF and FM IF	360781-1 16-6781	NOT USED	360781-1 16-6781	360781-1 16-6781	360781-1 16-6781				NOT USED	
Peaking	360622-16 19-3300	360622-16 19-3300	360622-16[66] 19-3300	360622-16 19-3300	360622-16 19-3300	360853-1 19-3275	360853-1 19-3275	360853-1 19-3275	360853-1 19-3275	
Peaking	360622-14 19-3075[40]	360622-14 19-3075[40]	360622-7[66] 19-4400	360622-9 19-3250	360622-7 19-4400	360853-2 19-4400	360853-2 19-4400	360853-2 19-4400	360853-2 19-4400	
Peaking	360622-9 19-3250	360622-9 19-3250	360622-18[66] 19-3125	360622-14 19-3075[45]	360622-18 19-3125	360853-3 19-3125	360853-3 19-3125	360853-3 19-3125	360853-3 19-3125	
Peaking	360622-13 19-3100[35]	360622-13 19-3100[35]	360622-9[66] 19-3250		360622-12 19-3500					
RF Choke	360443-23 19-1004	360443-23 19-1004	360783-1 19-1002	360783-1 19-1002	360783-1 19-1002	360852-2 19-1004	360852-2 19-1004	360852-2 19-1004	360852-2 19-1004	
Filament Choke										

Service notes may be found at the end of the MAGNAVOX section.

PART NAME	31	32	33	34	35					
Flyback	M109221	M112820 Fly 273	361048-1 YSG-36100B	361046-1	360946-1 Fly 273					
Yoke	M109457 Y 107	M109457 Y 107	361047-1 YSG-35821-A Y 86	360947-1 Y 107	360947-1 Y 107					
Vertical Output	M109263 M109850 26S86	M112821 26S86	320135-1 YSG-35631-B 26S71	320111-3 26S86	320111-2 26S86					
Vert. Blocking Oscillator	NOT USED	NOT USED	320137-1	NOT USED	NOT USED					
Width Coil	NOT USED	NOT USED	361054-1 WC 17	NOT USED	NOT USED					
Linearity	M105196 WC 35	M112875	NOT USED	361022-2	361022-1					
Power	M109286 26R150	M112845 26R150	NOT USED	300218-1 26R150	300208-1 26R150					
Filament	NOT USED	NOT USED	NOT USED	NOT USED	NOT USED					
Focus Coil	M109264	M109264	NOT USED	360597-3	360957-1					
Audio Output	M100037 26S48	M112822 26S48	320134-1	320130-1[82] 26S48	320130-1 26S48					
Choke	M105195 26C81	M112829 26C81	320136-1 YSG-35781-A	320124-2 26C81	320124-2 26C81					
Horizontal Oscillator	M109251	M112866	360153-1 YSG-36129-S HS 16	361019-1	361019-1					
Horizontal Ringing Coil	M109237			NOT USED	NOT USED					
Antenna Input (Balun)										
Video IF	M109252 17-3418	M109252	361049-1	360951-1	360951-1					
Video IF	M109253 17-3419	M109253 17-3419	361049-2	360951-6	360951-2					
Video IF	M109254 17-3418	M112879	361049-3	360951-5	360951-5					
Video IF	M105294 17-3417	M112871		360952-2	360952-2					
Ratio Det. or Quadrature	M106383 20-1050	M106383	361049-5	361045-2 20-1050	361020-3 20-1050					
Trap	M105295	M105295	361051-1	360951-4	360951-4					
Trap	M109255	M109255		360953-2	360953-2					
1st Sound IF	M109261 20-1052	M109261 20-1052	361049-4	361045-3 20-1052	361020-1 20-1052					
2nd Sound IF	M109262	M112870		361044-4 17-3489	3611021-1					
AM IF and FM IF	CHROMA COILS See Note 80	CHROMA COILS See Note 81	NOT USED	CHROMA COILS See Note 83						
AM IF and FM IF			NOT USED							
Peaking	M102201 M109826 19-3060	M101819 19-3036	361050-1 19-3100	361043-3 19-3660	360672-14 19-3036					
Peaking	M109838 19-3093	M77842 19-4073	361050-2 19-4400	360673-14 19-3036	360674-6 19-3600					
Peaking	M109840 19-3060	M109840 19-3060	361050-3 19-3300	360673-11 19-3075	360950-1 19-3125					
Peaking	M100131 19-3125	M100131 19-3125	361050-4 19-3180	361018-2 19-3060	361018-3 19-3125					
RF Choke	M109257 19-3600	M109257 19-3600	361050-5 19-1006							
Filament Choke										

Service notes may be found at the end of the MAGNAVOX section.

1 Parallel 6.3 V windings.
2 320030-1 use in CT-219, -220, -222, -237, -238 replaced by 26A04.
3 Drill new mounting holes.
4 Parallel 5 V windings.
5 320034-1 used in CT-224, -235 replaced by Fly 1.
6 360330-5 used in CT-224, -235 replaced by Y 3.
7 300037G1 used in amp. chassis 116 replaced by 26R154.
8 360331-1 used in CT-224, -235 replaced by WC 11.
9 360334-1 used in CT-224, -235 replaced by WC 14.
10 320462-1, 360464, used in some models replaced by Y 6.
11 Mounting difference.
12 300062-1 used in amp. chassis 127 replaced by 22R02.
13 360515-1, 360496-1 used in some models replaced by Y 6.
14 360526-1, 360516-1 used in some models replaced by Y 615.
15 May require use of original network.
16 360556-5 used in CU358/59/85/86 - no replacement.
17 360552-1/-2A, 360577-1 used in some models replaced by Fly 26, 360593-2 used in CU358/59/85/86 - Fly 26.
18 Connect as original.
19 Remove horiz. damping network and connect blue lead to original yoke to #2 or #7 of replacement.
20 Requires use of original slug or remount.
21 Use original mounting bracket, parallel 6.3 V winding, use high secondary tap.
22 Connect original #7 to new #1, #5 to #3, #4 to #T, #3 to #4, #2 to #5, #1 to #7.
23 360632-1 used in some models no replacement.
24 360631-1 used in some models replaced by WC 25.
25 Connect as original except connect original #5 to #6.
26 Connect as original except connect original #5 to #6, original #4 & #2 to new #2.
27 Connect to coil L1.
28 360699-1 replaced by WC 1420.
29 Use 7:1 turns ratio.
30 360591-1 used in some models replaced by HS 5.
31 The following IF's are used in 105L/M Series: 360545-1 replaced by 17-4504, 360548-1 replaced by 17-4521 (detune trap), 360546-1 replaced by 17-4531, 360549-1 replaced by 17-4511.
32 360443-14 replaced by 19-3180 20, 360443-27 replaced by 19-5100.
33 Parallel with 22 K resistor.
34 Parallel with 6.8 K resistor.
35 Parallel with 12 K resistor.
36 Disconnect parallel capacitor.
37 Use winding with 56 K shunt resistor only.
38 Parallel with 47 K resistor.
39 360622-4 replaced by 19-3500, 360622-5 replaced by 19-3180, 360622-6 replaced by 19-312530.
40 Parallel with 8.2 K resistor.
41 360624-1 replaced by 17-452437.
42 360581-1 replaced by 17-4522.
43 360582-1 replaced by 17-4501.
44 360700-1/-2 used in some versions replaced by Fly 156.
45 300091-1 used in 117 V. DC versions - 26R130.
46 300071-1 used in amp. 142CC in chassis U/V26-03AA replaced by 26R92, 300078-2 used in amp. 169A in chassis U/V26-02AA/04AA replaced by 22R04.
47 330038-1 used in amp. 169AA replaced by 22S58, 330024-1 used in amp. 142CC - no replacement.
48 300175-1, 300177-1, 320286-2, 300176-1 used in some models - no replacement, 300078-2 used in amp. chassis 169 replaced by 22R04, 300179-0/-1 used in 32 & 34 series replaced by 26R51.
49 330038-1 used in amp. chassis 169 replaced by 22S58
320082-2 used in amp. chassis 86-02-10 replaced by 26S49
320082-1 used in amp. chassis 196-00 replaced by 24S51A3
320083-1 used in amp. chassis 196-10 replaced by 26S48
320819-1 used in amp. chassis 175-67 replaced by 22S58
320295-1 used in amp. chassis 88-01-00/-02-00 - no replacement
320077-1 used in AM-FM chassis 55-01 replaced 22S58
320084-3 used in FM chassis 67-01 replaced by 24S51
320085-2 used in amp. chassis 93-01-00/-02-00 replaced by 22S56
330024-IF/-1 used in amp. chassis 142A/B - no replacement.
50 320041-2, 320078-2 replaced by 26C76
320078-1, 320290-1 used in some chassis replaced by 26C80.
51 Original terminals 1 - 3 - 4 - 8 - 6
new terminals 8 - 5 - 3 - 2 - 1
52 360623-1 used in some models replaced by Fly 248, 360700-2 used in some models replaced by Fly 156.
53 Use original rear cover and centering device.
54 320263-2 used in U/V28-0100/0200/0300/0400/0500/0600 replaced by 26S06, 320278-1 used in 21 & 25 series replaced by 26S05.
55 360652-1 used with 360623-1 Fly back, replaced by WC 1420.
56 Use original mounting bracket if necessary.
57 330039-1 used in amp. 151CB replaced by 24S61, 320083-1 replaced by 26S48, 320082-1 replaced by 24S51A3.
58 320041-2 used in amp. replaced by 26C76.
59 300091-1 replaced by 26R121
300093-1 replaced by 26R151
60 320251-2 used in Series 18/BB/CB/DC replaced by 24S53.
320276-1 used in Series 21/BB/CB/DC - no replacement.
320279-1 used in Series 24/25/AA replaced by 26S50.
320251-1 used in Series 18/AA replaced by 24S53.
320280-1 used in Chassis U/V-05AA, 07AA, 08AA replaced by 26S50.
61 320266-3 used in Chassis U/V27-02AA/03AA/04AA - no replacement.
62 Jumper, New Terminals #1 & #6.
63 360805-1 replaced by 17-3402.
64 C-360754-2/-1, 700747-64-7 used in some models replaced by Y 82, 700747-4 used in 23" models - no replacement.
65 300171-1 used in U/V-30 series replaced by 26R5156.
66 Chassis V32-01-11 & V32-02-11 used the following Peaking Coils:
360622-12 replaced by 19-3500
360622-15 replaced by 19-3250 (Parallel with 39 K resistor)
360622-16 replaced by 19-3300.
67 300178-1 used in amp. Chassis 197-10 replaced by 22R05U.
300177-1 used in amp. Chassis 196 series - no replacement.
68 320041-2 used in amp. Chassis 196 series - replaced by 26C76.
69 Use 20-1044 for 41.25 MC trap, use 17-4538 for 47.25 MC trap.
70 360714-1 4.5 MC trap replaced by 20-1004.
360805-1 4.5 MC trap replaced by 17-3402.
71 320082-3/-2 used in Radio Chassis 62-02-10 replaced by 26S49.
320085-2 replaced by 22S56
320084-3 replaced by 24S51
320082-4 - no replacement.
72 Connect Yoke terminal #2 to Plug #3. Connect Yoke terminal #1 & 3 to Plug #5. Connect Yoke terminal #7 to Plug #8.
73 360863-1 used in Chassis U/V33-10-10, 33-11-10 - no replacement.
74 700703-2 & 700703-4 used in some chassis - no replacement.
75 320278-2 used in Chassis C/U/V33-10-10, 33-11-10 replaced by 26S05.
320255-3 & 320254-4 used in some models - no replacement.
76 300173-1 used in amplifier chassis 175-67 replaced by 26R33.
300195-1 & 300193-1 used in chassis 93-02-00 & 91-01-00 - no replacement.
77 700703-6 used in series 35-01 - no replacement.
78 Connect original #8 to new #1.
" " #7 " " #2
" " #6 " " #3
" " #5 " " #4
" " #4 " " #8
" " #3 " " #5
" " #1 " " #7
" " #2 " " #6
Extend leads to reach terminals.
79 Original terminals 6 - 8 - 2 - 3 - 1
new terminals 1 - 2 - 8 - 5 - 7
80 Chroma Coils:
M105214 replaced by 17-6019
M105212 replaced by 17-6016
M105213 replaced by 17-6018
M105251 - no replacement
M105216 replaced by 17-6011
M105215 - no replacement.
81 Chroma Coils: M112872, M112874, M112869, M112873, M112877 - no replacement.
82 320082-2 used in chassis 86-06-00 replaced by 26S49.
83 Chroma Coils: 360954-2, 360955-2, 360963-2, 361042-3, 360964-1, 360959-2, 360676-5, 361018-4 - no replacement.

MAJESTIC

PARTS LIST

MFR'S. PART	REPLACEMENT	MFR'S. PART	REPLACEMENT	MFR'S. PART	REPLACEMENT	MFR'S. PART	REPLACEMENT	MFR'S. PART	REPLACEMENT	MFR'S. PART	REPLACEMENT
B-1.519	HS-5	C-1.509-1	16-3445[6]	C-1.552	17-3497	C-9.228-4	26S51	C-9.241	26S49	C-9.259	Fly-49
B-1.530	HS-6	C-1.520	WC-14	C-1.552-1	17-3497	C-9.228-5	26S51	C-9.241-2	26S50	C-9.259-1	Fly-49
B-1.531	WC-18	C-1.521	17-3497	C-1.553	17-1063	C-9.230-2	26A03	C-9.242	Y-5	C-9.381-1	26C44
B-1.532-1		C-1.522-1	19-4870	C-1.554	17-3402	C-9.230-3	26A03	C-9.243	FC-3	C-9.384	21F12
B-1.533-1	WC-9	C-1.522-2	19-4400	C-1.555	20-1004	C-9.230-4	26A03	C-9.244	Fly-5[6]	C-9.385-1	24S50
B-1.549	HS-3	C-1.522-3	19-3180	C-1.707	17-3495	C-9.230-5	26A03	C-9.250		D-9.228-6	26S51
B-1.553	WC-14	C-1.522-4	19-3125	C-1.709	17-3495	C-9.234-1	FC-2	C-9.251	Fly-49	D-9.235	26R19
B-1.553-1	WC-14	C-1.522-5	19-3125	C-1.710	17-1031[6]	C-9.234-2	FC-1	C-9.253-1	Fly-49	D-9. 248/-1	22R06[6]
C-1.445-2	16-6758	C-1.528-1	17-3497	C-1.746	17-1066	C-9.234-4	FC-2	C-9.253-2	Fly-49	D-9.248A	22R06
C-1.445-3	16-6758	C-1.529	17-3402	C-9.225-3	26S48	C-9.237	26C93	C-9.254	Y-7	D-9.252	26R92
C-1.445-6	16-6758	C-1.529-1	20-1005	C-9.225-4		C-9.237-2	26C93	C-9.254-3	Y-7	D-9.252A	26R92
C-1.458	WC-11	C-1.529-2	17-3402	C-9.225-3C	26S48	C-9.237-3	26C93	C-9.254-3J	Y-7	D-9.260	26R92
C-1.459	WC-14	C-1.542-1	17-3488	C-9.225-4E	26S48	C-9.240		C-9.254-3L	Y-9	D-9.382-1	Y-18[8]
C-1.476	17-1066	C-1.549	HS-3	C-9.228-3	26S51	C-9.240-1	Fly-1	C-9.255A	20C42	D-9.383-1	Fly-160

MODEL INDEX

MODEL	COLUMN NUMBER	MODEL	COLUMN NUMBER	MODEL	COLUMN NUMBER	MODEL	COLUMN NUMBER	MODEL	COLUMN NUMBER	MODEL	COLUMN NUMBER
A-70	2	17GA	1	21C36U	2	40	5	802	2	1548	3
A-712	2	17HA	1	21C37	2	50	5	803	2	1548G	3
G-414	3	17JA	2	21C37U	2	52	5	804	2	1548GU	3
G-614	3	17L	2	21C38	2	70	2	902	1	1548T	3
G-624	3	17T6A1	2	21C38U	2	72	2	903	1	1549	3
G-914	3	17T6B1	2	21C39	2	73	2	910	1	1549G	3
7P1	1	17T40	2	21C39U	2	78/A	2	911	1	1549GU	3
7P2	1	17T41	2	21D40	2	79	2	1042	3	1549T	3
7P3	1	17T62	2	21D41	2	81	2	1042G	3	1600	1
7P10	1	17UT	2	21D50	2	82	2	1042GU	3	1600B	1
7P11	1	17X	2	21D51	2	83	2	1042T	3	1605	1
7PR12	1	19C6	3	21D56	2	84	2	1043	3	1605B	1
7PR13	1	19C7	3	21D56U	2	85	2	1043G	3	1610	1
9P4	1	20C82	2	21D57	2	86	2	1043GU	3	1610A	1
9P5	1	20C83	2	21D57U	2	88	2	1043T	3	1610B	1
9PR8	1	20C84	2	21D58	2	120	1	1142	3	1646	3
9PR9	1	20F82	2	21D58U	2	121	1	1143	3	1647	3
12C4	3	20F83	2	21D59	2	121B	1	1244	3	1648	3
12C5	3	20F85	2	21D59U	2	141	1	1244G	3	1649	3
12T2	3	20F86	2	21F86	2	141B	1	1244GU	3	1671	3
12T3	3	20F87	2	21F87	2	141C	1	1244T	3	1672	3
12T6	3	20F811	2	21F88	2	142	1	1244TX	3	1673	3
14C4	3	20FP88	2	21F89	2	142B	1	1245	3	1674	3
14CT4	3	20FP89	2	21P46U	2	143	1	1245G	3	1675	3
14T2	3	20K	2	21P47U	2	160	1	1245GU	3	1700C	1
16C4	3	20KA	2	21P62	2	160B	1	1245T	3	1701C	1
16C5	3	20L	2	21P63	2	162	1	1245TX	3	1710	1
16C6	3	20LA	2	21P64U	2	163	1	1348	3	1710C	1
16CT4	3	20T8A1	2	21P65U	2	170	1	1400	1	1720	1
16CT5	3	20T82	2	21P72U	2	173	1	1400B	1	1721	1
16T2	3	20T83	2	21P73U	2	700	2	1401	1	1900	3
16T3	3	20T84	2	21PR80U	2	701	2	1546	3	1974	3
17C42	2	20UAT	2	21PR81U	2	712	2	1546G	3	1975	3
17C43	2	20UC	2	21T20	2	715	2	1546GU	3	2042T	3
17C62	2	20UT	2	21T21	2	717	2	1546T	3	2043T	3
17C64	2	20X	2	21T22	2	718	2	1547	3	2546T	3
17C65	2	21C30	2	21T22U	2	719	2	1547G	3	2547T	3
17DA	1	21C31	2	21T23	2	800	2	1547GU	3	2548T	3
17FA	2	21C36	2	21T23U	2	801	2	1547T	3	2549T	3

CHASSIS INDEX

CHASSIS	COLUMN NUMBER	CHASSIS	COLUMN NUMBER	CHASSIS	COLUMN NUMBER	CHASSIS	COLUMN NUMBER	CHASSIS	COLUMN NUMBER	CHASSIS	COLUMN NUMBER
94	4	101/A/B/C	1	106-4/-5/-6	2	110	2	116	2	124	2
97	4	102	1	108/A/B/C/D	2	111	2	119	2	124-2	2
98	4	103/A	1	108-4/-5/-6	2	112/-2	2	120	2	125	5
99	1	105	1	109	2	113	2	123	2	126	5
100	1	106/A	2								

Service notes may be found at the end of the MAJESTIC section.

MAJESTIC

PART NAME	1	2	3	4	5
Flyback	C-9, 253-1[1] Fly-49	C-9,253-1/-2 C-9,259/-1 Fly-49	C-9,244 Fly-5[6]	C-9,240-1 Fly-1	D-9, 383-1 Fly-160
Yoke	C-9,254[2] Y-7	C-9,254-3/3J[4] Y-7	C-9,242 Y-5	C-9,242 Y-5	D-9,382-1 Y-18[8]
Vertical Output	C-9,228-5 26S51	C-9,228-5 26S51	C-9,228-4 26S51	C-9,228-3 26S51	D-9,228-6 26S51
Vert. Blocking Oscillator	C-9,230-4 26A03	C-9,230-4 26A03	C-9,230-3 26A03	C-9,230-2 26A03	C-9,230-5 26A03
Width Coil	B-1,533-1[3] WC-9	B-1,553/-1 WC-14	C-1,520 WC-14	C-1,458 WC-11	NOT USED
Linearity	B-1,531 WC-18	B-1,531 WC-18	C-1,520 WC-14	C-1,459 WC-14	NOT USED
Power	D-9,252 26R92	D-9,252/A D-9,260 26R92	D-9,235 26R19	D-9,235 26R19	NOT USED
Filament	NOT USED	NOT USED	NOT USED	NOT USED	C-9,384 21F12
Focus Coil	C-9,234-4 FC-2	C-9,234-1/-2 FC-2	C-9, 243 FC-3	C-9, 234-2 FC-1	NOT USED
Audio Output	C-9,225-3 26S48	C-9,225-3C/ -3/-4E[5] 26S48	C-9,241-2 26S50	C-9,241 26S49	C-9, 385-1 24S50
Choke	C-9,237-3 26C93	C-9,237-3 26C93	C-9,237-2 26C93	C-9,237 26C93	C-9,381-1 26C44
Horizontal Oscillator	B-1,530 HS-6	B-1,549 C-1,549 HS-3	SEE RINGING COIL	SEE RINGING COIL	C-1,549 HS-3
Horizontal Ringing Coil	NOT USED	NOT USED	B-1,519 HS-5	B-1,519 HS-5	NOT USED
Antenna Input (Balun)	NOT USED	NOT USED	NOT USED	NOT USED	NOT USED
Video IF					
Video IF	C-1,476 17-1066	C-1,476 17-1066	C-1,746 17-1066	C-1,746 17-1066	C-1,553 17-1063
Video IF	C-1,476 17-1066	C-1,553 17-1063	C-1,746 17-1066	C-1,746 17-1066	C-1,553 17-1063
Video IF	C-1,476 17-1066	C-1,553 17-1063	C-1,746 17-1066	C-1,746 17-1066	C-1,553 17-1063
Ratio Det. or Quadrature	C-1,528-1 17-3497	C-1,528-1 C-1,552/-1 17-3497	C-1,521 17-3497	C-1,521 17-3497	C-1,710 17-1031[6]
Trap	C-1,529-1 20-1005	C-1,529-2 17-3402	NOT USED	NOT USED	C-1,709 17-3495
Trap	NOT USED	C-1,555 20-1004	NOT USED	NOT USED	NOT USED
1st Sound IF	C-1,529-1 20-1005	C-1,529-2 C-1,529 17-3402	C-1,509-1 16-3445[6]	C-1,509-1 16-3445[6]	C-1,709 17-3495
2nd Sound IF	NOT USED	C-1,554 17-3402	NOT USED	NOT USED	C-1,707 17-3495
AM IF and FM IF	NOT USED	C-1,445-2/-3 16-6758	NOT USED	NOT USED	NOT USED
AM IF and FM IF	NOT USED	C-1,445-6/-3 16-6758	NOT USED	NOT USED	NOT USED
Peaking	C-1,522-3 19-3180	C-1,522-3 19-3180	C-1,522-3 19-3180	C-1,522-3 19-3180	C-1,522-4 19-3125
Peaking	C-1,522-2 19-4400	C-1,522-2 19-4400	C-1,522-2 19-4400	C-1,522-2 19-4400	C-1,522-2 19-4400
Peaking	C-1,522-4 19-3125	C-1,522-4 19-3125	C-1,522-1 19-4840	C-1,522-1 19-4840	C-1,522-3 19-3125
Peaking	C-1,522-3 19-3180	C-1,522-5 19-3125	NOT USED	NOT USED	NOT USED
RF Choke	NOT USED	NOT USED			
Filament Choke					

SERVICE NOTES

1 C-9,251 used in Series 99, 100 as alternate - no replacement.
2 C-9,240/250 used in Series 99, 100 - no replacement.
3 B-1,532-1 used in Series 99, 100 - no replacement.
4 C-9,254-3L used in Series 116 replaced by Y-9.
5 C-9,225-4 used in Series 106-6, 108-6, 110, 111, 116, 117, 118 - no replacement.
6 Mounting difference.
7 D-9,248/-1 replaced by 22R06[6].
8 Use original horizontal network.

MFR'S. PART	REPLACEMENT	MFR'S. PART	REPLACEMENT	MFR'S. PART	REPLACEMENT	MFR'S. PART	REPLACEMENT	MFR'S. PART	REPLACEMENT	MFR'S. PART	REPLACEMENT
FCB-10000D		LGA-10017A, -B	HS-5	THC-10000	Fly-5[1,2]	TO-10051	26A03	TP-10003, -B	26R15	TS-10043	16-6758
FCB-10001E		LGA-10019A	19-3001	THC-10002	Fly-5[1,2]	TOA-10023C	WC-11	TP-10004		TSA-10030B	17-1004
FCB-10003B		LGA-10020A	19-3036	THC-10003D	Fly-5[10]	TOA-10024	WC-14	TP-10005	26R19[7]	TSA-10050A	17-3402
LG-10007	26C43	LGA-10021A	26C43	THC-10003E	Fly-5[3,10]	TOA-10030-A	26A03	TPA-10016	26F60[1]	TSA-10050C	17-3400
LG-10008	19-4400	LGA-10025	19-3160	THC-10017C		TOA-10031	24S51[1]	TPC-10004A	26R19[7]	TSA-10054B	17-1062
LG-10010	19-3250	LGA-10032	19-3125	TO-10004A	22S46	TOA-10051A	26A03	TPC-10005B	26R19[7]	TSB-10051	17-3497
LG-10011A		LGA-10033	19-3180	TO-10020	Fly-1	TOA-10053	WC-14[5]	TPC-10010	26R21	TSB-10061	17-1033
LG-10012		LGA-10034	19-3093	TO-10021D	26S51	TOA-10054	WC-14	TPC-10011	26R19[7]	TSB-10062A	17-1033
LG-10014	19-3100	LVA-10000		TO-10022	24A88	TOA-10057	26S54	TPC-10016	26F60[1]	SR-10019	24S51[1]
LG-10015	19-3300	LVA-10001A	WC-11	TO-10023, -C	WC-11	TOB-10045C	26S51	TPC-10018	26R19[7]	SR-10020	24S51[1]
LG-10016	19-3660	TH-10000	Fly-5[10]	TO-10024	WC-14	TOB-10045D	26S51	TPC-10034, -C	24S51[1]	SR-10021	24S51[1]
LG-10017	HS-5	TH-10001	Fly-5[10]	TO-10025, -A	FC-1	TOB-10045E, -H	26S52	TRF-10023	HVO-50[1]	YD-10000A	Y-6
LG-10018	19-3160[21]	TH-10003	Fly-15	TO-10026, -A	Y-5	TOB-10057	26S54	TS-10030	19-1023	YDB-10000A	Y-6
LG-10019	19-3001	TH-10005	Fly-5[10]	TO-10028	Fly-1	TOC-10031	24S51	TS-10032	17-1063	YDB-10001, -A	Y-6
LG-10020	19-3036	TH-10006	Fly-5[10]	TO-10031	24S51	TOC-10031B	26S50[1]	TS-10034B	17-3497	YDB-10001B, -C	Y-6
LG-10021	26C43	THB-10016A		TO-10032	22S46	TOC-10034, -C	26S51[1]	TS-10038		YDB-10006	Y-6
LGA-10014	19-3125	THB-10016B		TO-10045	26S51	TP-10002	21F08	TS-10042		YDB-10006A	
LGA-10015	19-3300										

MODEL INDEX

MODEL	COLUMN NUMBER	MODEL	COLUMN NUMBER	MODEL	COLUMN NUMBER	MODEL	COLUMN NUMBER	MODEL	COLUMN NUMBER	MODEL	COLUMN NUMBER
JM717C	1	JM721C	2	MM616C	5	XE-705	4	XSA	3	614C	1
JM717C	2	JM721C	2	MM616T	5	XF-777	6	XSB	5	614C	5
JM717C	2	JM721CD	2	MM617C	2	XL-750	6	XSC	5	614T	5
JM717CU	1	JM721CD	2	MM617T	2	XN-752	6	XSD	5	614T	1
JM717T	1	M616C	1	MM617T	2	XOB	3	XSPS	3	614TL	1
JM717T	2	M616T	1	MM619C	5	XP-775	6	XSPT	3	616C	5
JM717T	2	M620C	1	MM620C	2	XQA	3	XS-786	6	616C	1
JM717TU	1	M620T	1	MM620T	2	XQA-776	6	XTA	3	616T	5
JM720C	1	MM510T	3	MM621C	2	XQR	3	XTR	3	616T	1
JM720C	2	MM512T	3	MM621RPT	2	XQ-776	6	XT-785	6	617C	1
JM720CU	1	MM516C	3	MM621RPTB	2	XRA	3	XX900	3	617TL	1
JM720T	1	MM516T	3	MM621T	2	XRPT	3	514C	5	619C	5
JM720T	2	MM614C	5	XA-701	4	XR-778	6	514T	5	619T	5
JM720TU	1	MM614T	5								

CHASSIS INDEX

CHASSIS	COLUMN NUMBER	CHASSIS	COLUMN NUMBER	CHASSIS	COLUMN NUMBER	CHASSIS	COLUMN NUMBER	CHASSIS	COLUMN NUMBER	CHASSIS	COLUMN NUMBER
9018	5	9022	1	9024	1	9027	2	9032A	2	9040	2
9021	1	9023	1	9026	2	9032	2				

Service notes may be found at the end of the MECK section.

Printed in USA

PART NAME	1	2	3	4	5	6
Flyback	THC-10000/02[3] Fly-5[1,2]	THC-10003/D/E[11] Fly-5[10]	TO-10028 Fly-1	TRF-10023 HVO-50[1]	TH-10000/1/5/6 Fly-5[10]	TO-10020/28 Fly-1
Yoke	YDB-10000A YDB-10001 Y-6	YDB-10001/A/B/C[12] Y-6	TO-10026A Y-5	NOT USED	YD-10000A[17] Y-6	TO-10026 Y-5
Vertical Output	TOB-10045C/D[4] 26S51	TOB-10045E/H[4] 26S52	TO-10045 26S51	NOT USED	TO-10045 26S51	TO-10021D 26S51
Vert. Blocking Oscillator	TOA-10051A 26A03	NOT USED	TOA-10030A 26A03	NOT USED	TO-10051 26A03	TOA-10030[19] 26A03
Width Coil	TOA-10023C[5] LVA-10001A WC-11	TO-10023[13] WC-11	TO-10023 WC-11	NOT USED	TO-10023 WC-11	TO-10023 WC-11
Linearity	TOA-10024/54[6] WC-14	LVA-10000	TO-10024 WC-14	NOT USED	TO-10024 WC-14	TO-10024 WC-14
Power	TPC-10004A[8] TPC-10005B 26R19[7]	TPC-10011/18[14] 26R19[7]	TP-10003B 26R15	NOT USED	TP-10004[18]	TP-10003 26R15
Filament	TPC-10016 26F60[1]	TPA-10016 26F60[1]	NOT USED	TP-10002 21F08	NOT USED	NOT USED
Focus Coil	FCB-10001/E	FCB-10001/E	TO-10025A FC-1	NOT USED	FCB-10000D FCB-10003B	TO-10025 FC-1
Audio Output	TOC-10031B[9] 26S50[1]	TOC-10034/C[15] 24S51[1]	TO-10031[16] 24S51	TO-10004A 22S46[1]	TO-10031 24S51	SR-10019/20/21 24S51[1]
Choke	LGA-10021A 26C43	NOT USED	LG-10021 26C43	LG-10007 26C43	LG-10021 26C43	LG-10021 26C43
Horizontal Oscillator	SEE RINGING COIL	SEE RINGING COIL	SEE RINGING COIL	NOT USED	SEE RINGING COIL	SEE RINGING COIL
Horizontal Ringing Coil	LGA-10017A HS-5	LGA-10017B HS-5	HS-5	NOT USED	LG-10017 HS-5	LG-10017 HS-5
Antenna Input (Balun)	NOT USED	NOT USED	NOT USED	NOT USED	NOT USED	15-1083
Video IF	19-1021	19-1023	23.3MC 17-1004	TS-10030 19-1023	TS-10030 19-1023	TS-10030 19-1023
Video IF	TSA-10030B 17-1004	TSA-10054B 17-1062	25.6MC 17-1003	TS-10030 19-1023	TS-10030 19-1023	TS-10030 19-1023
Video IF	TSA-10030B 17-1004	TSA-10054B 17-1062	23.3MC 17-1004	TS-10032 17-1063	TS-10032 17-1063	TS-10030 19-1023
Video IF	TSA-10030B to 5th Video 17-1004	TSA-10054B to 5th Video 17-1062	25.6MC 17-1003	TS-10032 17-1063	TS-10032 17-1063	TS-10030 19-1023
Ratio Det. or Quadrature	TSB-10051 17-3497	TSB-10062A 17-1033	4.5MC Ratio Det. 17-3497	TS-10034B 17-3497	4.5MC Ratio Det. 17-3497	TS-10034B 17-3497
Trap	TSA-10050A 17-3402	4.5MC Trap 20-1009	NOT USED	NOT USED	NOT USED	NOT USED
Trap	NOT USED	NOT USED	NOT USED	NOT USED	NOT USED	NOT USED
1st Sound IF	TSA-10050A 17-3402	TSA-10050C 17-3400	4.5MC	TS-10038	4.5MC 17-3401	TS-10042
2nd Sound IF	NOT USED	NOT USED	NOT USED	NOT USED	NOT USED	NOT USED
AM IF and FM IF	NOT USED	NOT USED	TS-10043 16-6758	NOT USED	NOT USED	NOT USED
AM IF and FM IF	NOT USED	NOT USED	TS-10043 16-6758	NOT USED	NOT USED	NOT USED
Peaking	LGA-10014 19-3125	LGA-10032 19-3125	120UH 19-3125	LG-10008 19-4400	120UH 19-3125	LG-10014 19-3100
Peaking	LGA-10025 19-3160[20]	LGA-10033 19-3180	600UH 19-3660	LG-10010 19-3250	600UH 19-3660	LG-10016 19-3660
Peaking	LGA-10015 19-3300	LGA-10034 19-3093	150UH 19-3160[21]	LG-10011A	150UH 19-3160[21]	LG-10018 19-3160[21]
Peaking	NOT USED	NOT USED	300UH 19-3300	NOT USED	300UH 19-3300	LG-10015 19-3300
RF Choke	LGA-10020A 19-3036	LGA-10020A 19-3036	19-3036	NOT USED	19-3036	LG-10020 19-3036
Filament Choke	LGA-10019A 19-3001	LGA-10019A 19-3001	19-3001	LG-10012 19-3001	19-3001	LG-10019 19-3001

SERVICE NOTES

1 Mounting difference.
2 Use schematic #1 packaged with unit.
3 THC-10003 used in a few models replaced by Fly-5 (WC-20) - use schematic #1 and 5A packaged with unit. THC-10016A used in 24" models - no replacement.
4 TOB-10057 used in some models replaced by 26S54.
5 TOA-10053 replaced by WC-14 used with THC-10002 flyback.
6 LVA-10000 used in 24" models -no replacement.
7 Use high tap secondary and high current 5V windings.
8 TPC-10010 replaced by 26R21, TPC-10018 replaced by 26R19[7].
9 TOC-10034 used in a few models replaced by 26S51[1].
10 Use schematic #3 and 5A packaged with unit.
11 THB-10016B, THC-10017C used in a few models - no replacement.
12 YDB-10006A used in 20", 21", & 24" models - no replacement.
13 TOA-10023C, LVA-10001A used in a few models replaced by WC-11.
14 TPC-10010 replaced by 26R21.
15 TOA-10031 replaced by 24S51[1].
16 TO-10032 replaced by 22S46.
17 TO-10026 used in 16" Round Tubes replaced by Y-5.
18 TP-10005 used in 16" Round Tubes replaced by 26R19[7].
19 TO-10022 used in model XL-750 replaced by 24A88.
20 Parallel with 8.2K resistor.
21 Parallel with 18K resistor.

Printed in USA

METEOR

PARTS LIST

MFR'S. PART	REPLACEMENT	MFR'S. PART	REPLACEMENT	MFR'S. PART	REPLACEMENT	MFR'S. PART	REPLACEMENT	MFR'S. PART	REPLACEMENT	MFR'S. PART	REPLACEMENT
B-1,531	WC-18	PMB-56040	26S54[2]	10-7-3	17-4534	10-680	17-5002	51-2104	17-4534	50A654	17-5001
B-1,533-1	WC-19	PMC-50034		10-8-3	17-4524	10-689	17-3497	51-2105	17-4522	50C648	HS-9
C-1,549	HS-3	PMC-56038	Fly-125	10-11-0	17-3495	10-690	HS-9	51-2165	17-4522	51A1857	20-1005
C-1,552-1	17-3497	PMC-56039-2	Y-10[1]	10-11-5		10-692	Y-10[1]	53-377	Y-10[1,10]	51A1859	20-1020
C-1,553	17-1063	T-10-552	17-1033	10-12-5		10-699	Y-10[1]	55-248	24S53	51A1925	17-4534
C-1,554	17-3402	T-10-590	19-3250	10-13-5		10-716	17-1033	55-251	Fly-25	51A1926	
C-9,225-4		T-10-669	HS-3	10-14-3		10-719		55-274	Fly-25[11]	51A1996	20-1020
C-9,228-5	26S51	T-10-670	17-1006	10-15-3		10-720		80-1-2	26S14[2]	51B1996	20-1020
C-9,230-4	26A03	T-10-671	19-4250	10-21-0		10-764	17-4522	80-1-3	Fly-168	51B2109	HS-5
C-9,234-4	FC-2	T-10-672	17-1063	10-25-2	17-5001	10-781	17-3495	80-1-5		53A307	19-1006
C-9,237-3	26C43[2]	T-10-674	20-1020	10-26-1	17-3497	10-785	17-4534	80-2-4	Y-16[1,16]	53B324	Y-11[13]
C-9,254-3	Y-7	T-10-675	17-1067[2]	10-77-2		10-786	17-4524	80-4-5		53D325	Y-16[1,13]
C-9,259-1	Fly-49	T-10-676	19-3125	10-91-1	17-3495	10-787	17-5001	80-21-1	24S48	55B248	24S53
D-9,259-1	Fly-49	T-10-677	17-5003	10-100-2		10-789		80-318		55B250	26A05
D-9,260	26R92	T-10-679	17-5004	10-120-1		10-791		80-319	24S48	55C249	26S75
PMA-52104	17-1063	T-10-680	17-5002[3]	10-121-1		10-792	Y-18[1,6]	80-325	26S54[2]	55C260	26S76
PMA-52105	20-1020	T-10-692	Y-10[1]	10-146-1		10-826		80-326/B	Fly-127	55C284	26S77
PMB-51018	24S51[2]	T-80-316	26S54[2]	10-670	17-1006	50-688	17-5001	80-328	26A03	55C292	24S53
PMB-52019	HS-3	T-80-317	26A03[2]	10-672	17-1063	51-1928	17-4501	80-368	Fly-126	55D285	Fly-109
PMB-52106	17-1033	T-80-318		10-674	20-1020	51-1948	17-4501	80-373		56B187	26C41
PMB-52108	17-5002	T-80-319	24S48	10-675	17-1067[2]	51-2100	19-3180	80-378	24S48	56B224	
PMB-52109	17-5003	T-80-320	Fly-125	10-677	17-5003	51-2101	19-4400	80-390	Fly-126	1894-4	
PMB-52110	17-5001	10-3-0	17-3497[3]	10-678	17-5001	51-2102	19-3660	80-411	Fly-126	1911-10	19-1001
PMB-52111	17-5001	10-3-5		10-679	17-5001	51-2103	20-1020	83-319		5241-501	15-1082
PMB-56037	26A03[2]										

MODEL INDEX

MODEL	COLUMN NUMBER	MODEL	COLUMN NUMBER	MODEL	COLUMN NUMBER	MODEL	COLUMN NUMBER	MODEL	COLUMN NUMBER	MODEL	COLUMN NUMBER
PC-4103	5	PC-6146A	6	PC-8147	9	1914	8	6144	6	8145	9
PC-4104	5	PC-6147	6	PC-8148	9	1926	8	6144A	6	8146	9
PC-4109	5	PC-6147A	6	PC-8180	9	3108	3	6145	6	8147	9
PC-4121	5	PC-7127P	6	PC-8181	9	3114	3	6146	6	8148	9
PC-4121B	6	PC-7144	9	PC-9144	9	4103A	1	6146A	6	8180	9
PC-6102A	6	PC-7145	9	PC-9144-5	9	4103B	4	6147	6	8181	9
PC-6102P	6	PC-7146	9	PC-9146	9	4103-H	7	7144	9	9144	9
PC-6103P	6	PC-7147	9	PC-9146-5	9	4104	2	7145	9	9144-5	9
PC-6144	6	PC-7180	9	PC-9148	9	4104-B	4	7146	9	9146	9
PC-6144A	6	PC-7181	9	PC-9148-5	9	4109A	1	7147	9	9146-5	9
PC-6145	6	PC-8144	9	1900	6	4109B	4	7180	9	9148	9
PC-6145A	6	PC-8145	9	1906	8	4121	2	7181	9	9148-5	9
PC-6146	6	PC-8146	9	1910	8	4121B	4	8144	9		

CHASSIS INDEX

CHASSIS	COLUMN NUMBER	CHASSIS	COLUMN NUMBER	CHASSIS	COLUMN NUMBER	CHASSIS	COLUMN NUMBER	CHASSIS	COLUMN NUMBER	CHASSIS	COLUMN NUMBER
456.34700	5	456.50031	6	528.34800/01	1	528.45300	4	528.50027/28	6	528.50240/47/48/50	9
456.34800	5	456.50034/36/37	6	528.37000	2	528.45401	4	528.50060/62/63/64/65	9	528.50255/57/58	9
456.37000	5	456.50061/65/66/67	9	528.37100	2	528.50000/00002	6	528.50067/68	9	528.50290191/92/93	9
456.37100	5	456.50069/74	9	528.44400/01	4	528.500003	6	528.50070/71/73/74	9	549.16200/01/02/03	8
456.44901	4	456.50274/48	9	528.44800	4	528.50010/12/14	6	528.50075/76	9	549.16204	8
456.50001/0003	6	456.50255/57/58	9	528.44900/01	4	528.50020/21/22/23	6	528.50180/81/82	9	549.20035	7
456.500013	6	456.50290/91/92/93	9	528.45000 Series	4	528.50024/25/26	6	528.50190/91	9	637.12420/21	3
456.500020/21/23/26	6	528.34700/01	1								

Service notes may be found at the end of the METEOR section.

METEOR

PART NAME	1	2	3	4	5	6	7	8	9	
Flyback	T80-320 Fly-125	T80-320 Fly-125	D-9,259-1 C-9,259-1 Fly-49	80-326/B Fly-127	PMC-56038 Fly-125	80-368/390 80-411 Fly-126	55D285 Fly-109	55-274[12] Fly-25[11]	80-1-3 Fly-168	
Yoke	T10-692 Y-10[1]	T10-692 Y-10[1]	C-9 254-3 Y-7	10-692 10-699 Y-10[1]	PMC-56039-2 Y-10[1]	10-792[7] Y-18[1,6]	53-377 Y-10[1, 10]	53D325[15] Y-161,13	80-2-4 Y-16[1,16]	
Vertical Output	T80-316 26S54[2]	T80-316 26S54[2]	C-9, 228-5 26S51	80-325 26S54[1]	PMB-56040 26S54[2]	80-325 26S54[2]	55C284 26S77	55C260[14] 26S76	80-1-2 26S14[2]	
Vert. Blocking Oscillator	T80-317 26A03[2]	T80-317 26A03[2]	C-9, 230-4 26A03	80-328 26A03	PMB-56037 26A03[2]	NOT USED	55B250 26A05	55B250 26A05	NOT USED	
Width Coil	NOT USED	NOT USED	B-1, 533-1 WC-19	NOT USED	NOT USED	NOT USED	NOT USED	NOT USED	NOT USED	
Linearity	NOT USED	NOT USED	B-1, 531 WC-18	NOT USED	NOT USED	NOT USED	NOT USED	NOT USED	NOT USED	
Power	NOT USED	NOT USED	D-9, 260 26R92	NOT USED	NOT USED	NOT USED	NOT USED	NOT USED	NOT USED	
Filament	T80-318	T80-318	NOT USED	80-318	PMC-50034	80-373	NOT USED	NOT USED	80-1-5 80-4-5	
Focus Coil	NOT USED	NOT USED	C-9, 234-4 FC-2	NOT USED	NOT USED	NOT USED	NOT USED	NOT USED	NOT USED	
Audio Output	T80-319 24S48	T80-319 24S48	C-9, 225-4	80-319 24S48	PMB-51018 24S51[2]	80-378 24S48	55C292 24S53	55B248 55-248 24S53	80-21-1 24S48	
Choke	NOT USED	NOT USED	C-9,237-3 26C43[2]	NOT USED	NOT USED	NOT USED	56B224	56B187 26C41	NOT USED	
Horizontal Oscillator	T10-669 HS-3	T10-669 HS-3	C-1, 549 HS-3	10-690 HS-9	PMB-52019 HS-3	10-3-5 10-791	SEE RINGING COIL	50C648 HS-9	10-121-1 10-11-5	
Horizontal Ringing Coil	NOT USED	NOT USED	NOT USED	NOT USED	NOT USED	NOT USED	51B2109 HS-5	NOT USED	10-13-5	
Antenna Input (Balun)		5241-501 15-1082								
Video IF	T10-670 17-1006	T10-680 17-5002[3]	C-1, 553 17-1063	10-675 17-1067[2]	PMB-52109 17-5003	10-8-3 10-786 17-4524	51-2104 17-4534	51A1926	10-14-3	
Video IF	T10-672 17-1063	T10-677 17-5003	C-1, 553 17-1063	10-680 17-5002	PMB-52110/111 17-5001	10-25-2 17-5001	51-2165 17-4522	51A1925 17-4534	10-15-3	
Video IF	T10-672 17-1063	T10-678 17-5004	C-1, 553 17-1063	10-670 17-1006	PMB-52108 17-5002	10-7-3 10-785 17-4534	50-688 17-5001	51-1948 17-4501	10-77-2	
Video IF	T10-675 17-1067[2]	T10-679 17-5004	NOT USED	See note 4	PMA-52104 17-1063	10-787 17-5001	NOT USED	50A654 17-5001		
Ratio Det. or Quadrature	T10-552 17-1033	T10-552 17-1033	C-1, 552-1 17-3497	10-689[5] 17-3497	PMB-52106 17-1033	10-3-0[9] 10-26-1 17-3497	51A1857 20-1005	51A1857 20-1005	10-21-0 10-12-5	
Trap	T10-674 20-1020	T10-674 20-1020	C-1, 554 17-3402	10-674 20-1020	PMA-52105 20-1020	NOT USED	51B1996 20-1020	51B1996 20-1020	10-120-1	
Trap	NOT USED	NOT USED	NOT USED	NOT USED	NOT USED	NOT USED	NOT USED	NOT USED	10-146-1	
1st Sound IF	T10-674 20-1020	T10-674 20-1020	C-1, 554 17-3402	10-674 20-1020	PMA-52105 20-1020	10-11-0 17-3495	51B1996 20-1020	51A1859 20-1020	10-100-2	
2nd Sound IF	NOT USED	NOT USED	NOT USED	NOT USED	NOT USED	10-781 17-3495	51-2103 20-1020	51A1996 20-1020	10-120-1	
AM IF and FM IF	NOT USED	NOT USED	NOT USED	NOT USED	NOT USED	NOT USED	NOT USED	NOT USED	NOT USED	
AM IF and FM IF	NOT USED	NOT USED	NOT USED	NOT USED	NOT USED	NOT USED	NOT USED	NOT USED	NOT USED	
Peaking	T10-676 19-3125	T10-676 19-3125					51-2101 19-4400			
Peaking	T10-590 19-3250	T10-590 19-3250					51-2100 19-3180			
Peaking	T10-671 19-4250	T10-671 19-4250					51-2102 19-3660			
Peaking	T10-590 19-3250	T10-590 19-3250					53A307 19-1006			
RF Choke	NOT USED	1911-10 19-1001					NOT USED			
Filament Choke	NOT USED	1894-4					NOT USED			

Service notes may be found at the end of the METEOR section.

1 May require use of original network.
2 Mounting difference.
3 Use one winding only.
4 10-677 replaced by 17-5003, 10-672 by 17-1063, 10-678 by 17-5001, 10-679 by17-5001, 10764 by 17-4522, 10-720, 10-719-no replacement.
5 10-716 replaced by 17-1033.
6 Insulate width sleeve.
7 10-826 used in chassis 456.50020/21/23 - no replacement.
8 83-319 used in chassis 456.50001/03/20/21/23 replaced by 24S48.
9 10-91-1 replaced by 17-3495, 10-689 replaced by 17-3497, 10-716 replaced by 17-1033.
10 Ground lug #5.
11 Old lugs 4 - 5 - 2 - 6
New lugs 6 - 3 - 5 - 2
12 55-251 used in a few models replaced by Fly-25.
13 Jumper lugs #3 & #5.
14 55C249 used in a few models replaced by 26S17.
15 53B324 used in some models replaced by Y-1113.
16 Use original rear cover connect same as original.

PARTS LIST

MFR'S. PART	REPLACEMENT
FCB-10010	
LG-10017	HS-5
LGA-10017B	HS-5
LGA-10019A	19-3001
LGA-10032	19-3125
LGA-10033	19-3180
LGA-10034	19-3093
TH-10003	Fly-68[2]
THC-10000	Fly-68[2]
THC-10000A	Fly-68[2]
THC-10003D	Fly-68[2]
THC-10017B	
THC-10017C	
THC-10021	Fly-157
TO-10023	WC-11
TO-10023C	WC-11
TOA-10023C	WC-11
TOA-10051A	26A03
TOA-10054	WC-14
TOA-10061	26S72[2,4]
TOB-10045	26S52
TOB-10045E	26S52
TOB-10045H	26S52
TOC-10034	24S48
TOC-10034C	24S51
TOC-10035	24S51
TPC-10004	26R95
TPC-10005	26R95
TPC-10005B	26R95
TPC-10011	26R95[5]
TPC-10013C	26R95[5]
TPC-10013F	26R95[5]
TPC-10018	26R95
TSA-10050C	17-3400
TSA-10054B	17-1062
TSB-10061	17-1033
TSB-10062A	17-1033
YD-10009	Y-14
YD-10014	Y-14
YDB-10000	Y-6
YDB-10000D	Y-6
YDB-10001A	Y-6
YDB-10001C	Y-6
YDC-10014	Y-14

MODEL INDEX

MODEL	COLUMN NUMBER
A-17C/T	1
A-21C/CB	1
A-21T/TB	1
A-21X/Z	1
A-24C	4
14MTS	2
16MC	2
16MT	2
17GC/GT	4
17HT	4
17MC/MT	2
17MZ-C/T	2
17PC	3
17PCSB/PCW	1
17PT	3
17PT	4
17PTE	1
17PTRC	4
17PTS/2	4
17PTSRC	4
20MC/MT	2
20MZ-C/T	2
20PC	3
20PCS/B	1
20PCW	1
20PT	3
20PT	4
20PTE	1
20PTRC	4
20PTS	1
20PTS	4
20PTSB	1
20PTSRC	4
20PTS2	4
20PTW	1
20TPRSB	1
21FC/S	4
21FCS2	4
21FT/L	4
21FTLRC	4
21FTRC	4
21FTS/RC	4
21FTS2/C	4
21FTS2RC	4
21HT/S	4
21HTS2	4
21PCL	4
21PCS	1
21QDCS	1
24QDCS	1

CHASSIS INDEX

CHASSIS	COLUMN NUMBER
9025	3
9033	1
9034/A	1
9040	1
9047/8/9	4
9050/1/3/4/5	4

PART NAME	1	2	3	4
Flyback	TH-10003[1] Fly-68[2]	THC-10000A Fly-68[2]	THC-10000 THC-10003D Fly-68[2]	THC-10021[1] Fly-157
Yoke	YDB-10001A/C Y-6	YDB-10000 Y-6	YDB-10000D Y-6	YDB-10001C[3] Y-6
Vertical Output	TOB-10045E/H 26S52	TOB-10045E 26S52	TOB-10045 26S52	TOB-10045H[4] 26S52
Vert. Blocking Oscillator	NOT USED	TOA-10051A 26A03	NOT USED	NOT USED
Width Coil	TO-10023/C WC-11	TOA-10023C WC-11	TO-10023 WC-11	TOA-10023C WC-11
Linearity	NOT USED	TOA-10054 WC-14	NOT USED	NOT USED
Power	TPC-10011 26R95	TPC-10005B 26R95	TPC-10018/11 /04/05 26R95	TPC-10011/ 13C/13E 26R95[5]
Filament	NOT USED	NOT USED	NOT USED	NOT USED
Focus Coil	NOT USED	NOT USED	NOT USED	FCB-10010
Audio Output	TOC-10034 24S51	TOC-10034 24S48	TOC-10034 24S48	TOC-10034C TOC-10035 24S51
Choke	NOT USED	NOT USED	NOT USED	NOT USED
Horizontal Oscillator	SEE RINGING COIL	SEE RINGING COIL	SEE RINGING COIL	SEE RINGING COIL
Horizontal Ringing Coil	LG-10017 LGA-10017B HS-5	LG-10017 HS-5	LG-10017 HS-5	LGA-10017B HS-5
Antenna Input (Balun)	NOT USED	NOT USED	NOT USED	NOT USED
Video IF	19-1021	19-1021	19-1021	19-1021
Video IF	TSA-10054B 17-1062	19-1023	17-1063	TSA-10054B 17-1062
Video IF	TSA-10054B 17-1062	19-1021	17-1062	TSA-10054B 17-1062
Video IF	TSA-10054B 17-1062	19-1023	17-1063	TSA-10054B to 5th Video 17-1062
Ratio Det. or Quadrature	TSB-10062A 17-1033	4.5MC Ratio. Det. 17-1033	4.5MC Ratio Det. 17-1033	TSB-10062A 17-1033
Trap	17-3402	4.5MC TRAP 20-1004	4.5MC TRAP 20-1004	NOT USED
Trap	NOT USED	NOT USED	NOT USED	NOT USED
1st Sound IF	TSA-10050C 17-3400	4.5MC Sound IF 20-1004	4.5MC Sound IF 20-1004	TSA-10050C 17-3400
2nd Sound IF	NOT USED	NOT USED	NOT USED	NOT USED
AM IF and FM IF	NOT USED	NOT USED	NOT USED	NOT USED
AM IF and FM IF	NOT USED	NOT USED	NOT USED	NOT USED
Peaking	LGA-10032 19-3125	150UH 19-4160[6]	120UH 19-3125	LGA-10032 19-3125
Peaking	LGA-10033 19-3180	180UH 19-3180	NOT USED	LGA-10033 19-3180
Peaking	LGA-10034 19-3093	300UH 19-3300	300UH 19-3300	LGA-10034 19-3093
Peaking	NOT USED	NOT USED	NOT USED	NOT USED
RF Choke		RF CHOKE 19-3036		
Filament Choke			Fil. Choke 19-3001	LGA-10019A 19-3001

SERVICE NOTES

1 THC-10017C/B used in a few models - no replacement.
2 Mounting difference.
3 YDC-10014, YD-10014, TD-10009 used in 24" models replaced by Y-14.
4 TOA-10061 used in 24" models replaced by 26S72[2] (connect as autoformer).
5 Parallel 6.3V windings.
6 Parallel with 8.2K resistor.

Printed in USA

PARTS LIST

USE THIS PAGE if PART NUMBER is available.

MOTOROLA

MFR'S. PART	REPLACEMENT
1D731036	
1V65816A97	
1V66099A99	
1V66241A47	
1V66241A48	17-3495
1V66244A26	
1V712104	
1V712105	17-1063
1V712106	17-1063
1V730808	20-1004
1V732555	HS 5
1V732556	HS 5
1V732586	17-6016
1V733254	20-1004
1V736152	HS 5
1V737757	HS 5
1V739709	HS 5
1V741308	HS 7
1V741946	HS 5
1V742677	WC 30
1V747587	17-4522
1V790341	17-3401
1V792736	20-1004
1X703335	17-1062
1X712105	17-1063
1X712106	17-1063
1X790341	20-1004
1X792591	17-1062
1X792736	17-3401
24A470159	17-3401
24A710751	
24A721274	19-1000
24A730618	19-1001
24A731609	
24A733225	19-1005
24A737829	19-1005
24A790033	15-1082
24A790079	
24A790184	Fly 32
24A790196	19-1021
24A790579	
24A791081	19-3001
24A722085	
24A792588	
24A90064	19-3001
24A90197	17-1003
24B49119	WC 11
24B470316	17-1033
24B470794	HS 1[4]
24B470796	WC 14
24B71340	17-1013
24B471520	16-6758
24B471670	17-3495
24B471672	17-3495
24B471718	16-6758
24B471720	17-3495
24B471722	17-3497
24B47122	17-3497
24B471340	17-1013[4]
24B471720	17-3495
24B480209	24A90
24B481874	16-6758
24B482863	16-6758
24B482865	16-6758
24B484077	20-1004
24B484078	HS 6
24B484084	17-1043
24B484159	
24B485416	
24B485467	
24B485553	16-6758
24B489033	16-6758
24B489056	17-1011
24B489071	17-1064
24B690540	16-3487
24B690541	16-3487
24B690542	17-3488
24B700088	WC 22
24B700548	
24B701343	17-1005
24B701565	
24B702543	17-1033
24B702983	17-1001
24B710098	
24B711413	19-6033
24B721273	17-1006
24B721869	17-4534
24B721949	17-4524
24B721951	17-5002
24B721953	17-5003
24B730392	17-4524[56]
24B730614	17-5003
24B730615	17-5002
24B730616	17-4524[51]
24B731090	WC 24
24B731883	20-1004
24B732201	17-5002
24B732205	17-6015
24B732632	19-4950
24B732672	19-4950
24B733484	17-5002[4]
24B733485	17-5003[4]

MFR'S. PART	REPLACEMENT
24B733510	WC 24
24B733873	20-1005[62]
24B733874	17-3402
24B735179	17-4535
24B735180	17-4536
24B735552	19-3300
24B735906	
24B736267	17-4522
24B736268	17-4523
24B736673	17-3497
24B736966	20-1049
24B737848	20-1049
24B737850	17-4522
24B738797	
24B738801	
24B738942	20-1004
24B738943	17-3495[62]
24B739281	
24B739290	20-1004
24B739304	17-3402
24B739909	15-1083
24B740282	
24B740283	17-3499
24B740285	17-5012
24B740286	15-1083
24B740289	17-5013
24B740572	
24B740941	Fly 193
24B741339	
24B741341	
24B741371	
24B741645	17-1031
24B741646	17-3495
24B742247	17-3497
24B742768	17-3402
24B742789	17-4522
24B742790	17-4523
24B743328	17-4524
24B743330	17-4524
24B743425	
24B743426	HS 5
24B743463	
24B743675	19-1001
24B745163	
24B747171	19-1009
24B747543	
24B749398	
24B773751	WC 24
24B780176	
24B780319	17-1012
24B780356	HS 6
24B780390	17-1062
24B780394	17-1004
24B780406	17-1064
24B790055	HS 5
24B790125	17-1033
24B790849	17-1004
24B790851	17-3400
24B790852	17-1062
24B790890	
24B790905	
24B791170	
24B791590	
24B791592	19-1021
24B791690	
24B791793	26F64
24B792581	
24B792585	17-1063
24B792586	17-1005
24B792735	20-1004
24B792775	
24B9004	19-1021[51]
24B90031	FC 2
24B90060	17-1004
24B90065	
24C485553	16-6758
24C643901/02	16-6780
24C65571A01	
24C65698A01	
24C65828A07	19-3500
24C65828A11	19-4950
24C65828A12	19-4201
24C65828A14	19-3250
24C65828A15	19-3100
24C65828A19	19-4160
24C65828A21	19-3275
24C65828A34	19-4950
24C65828A36	19-3075
24C65828A38	19-3100
24C65828A41	19-3250
24C65853A01	HS 7[4]
24C65939A03	
24C65939A04	
24C65939A06	
24C700050	Y 18
24C701134	Fly 33
24C701552	Fly 29
24C701600	Y 6
24C701601	Y 6
24C701609	Y 6
24C701611	Y 6
24C701612	Y 6

MFR'S. PART	REPLACEMENT
24C701636	Fly 29
24C702655	Y 35
24C702958	Y 35
24C703260,B	Y 35
24C710636	Fly 33
24C710661	
24C711217	Y 35
24C711236	Y 35
24C711265	Fly 63
24C711265A	Fly 63
24C711652	Fly 29
24C720154	Y 35
24C721290,C	Fly 63
24C730632	Y 36
24C730633	Y 36
24C730634	Y 36
24C730902	Fly 20
24C731008	FC 4[4]
24C731610	Fly 74
24C731411	Y 37
24C733436	Y 37
24C734459	
24C734483	17-6012
24C735763	Y 37
24C736006	19-3180
24C736084	Fly 64
24C736478	
24C736487	Fly 162
24C736966	
24C739283	Fly 190
24C739289	
24C740135	Fly 194
24C740136	Fly 195
24C740912	
24C740969	Fly 191
24C742047	Fly 193
24C742101	
24C742674	
24C742676	Fly 191
24C743408	
24C743767	17-5004
24C743768	17-5004
24C744042	Fly 188
24C744043	Fly 186
24C744044	
24C744200	15-1082
24C744286	
24C744287	
24C744406	Fly 192
24C744936	
24C745536	
24C746779	HS 7[4]
24C747584	17-4538
24C749508	19-3500
24C749398	
24C751034	17-3402
24C751951	17-4536
24C751953	17-4524
24C751954	17-4524
24C751955	17-4538
24C751956	
24C780542	
24C790184	Fly 32
24C790916	HS 3
24C790958	Fly 65
24C791723	
24C791823	
24C792171	Y 18
24C792506	Y 18
24C792596D	Fly 33
24C792691	Fly 40
24C792699	Y 6
24C792714	Y 6
24C90118	Y 3
24D290815	
24D60419A01	16-6758
24D60419A03	16-6758
24D60419A05	16-6758
24D60419A06	16-6758
24D60419A07	16-6758
24D60419A02	16-6770
24D65410A01	Fly 236
24D65410A02/-B	Fly 241
24D65410A04	Fly 237
24D65410A05	Fly 238
24D65616A02	Y 65
24D65616A03B	Y 70
24D65616A06	Y 65
24D65616A07	Y 66
24D65616A09	Y 65
24D65616A10	Y 66
24D65616A11	
24D65616A14	
24D65616A15	
24D65616A16	
24D65616A17	Y 66
24D65666A05	
24D65666A06	
24D65666A07	
24D65666A12	
24D65666A14	

MFR'S. PART	REPLACEMENT
24D65666A15	17-4500
24D65698A04	
24D65698A05	
24D65698A07	WC 14
24D65828A23	19-3125
24D65828A24	19-3125
24D65828A28	19-3125
24D65853A02	HS 7
24D65853A07	HS 7
24D65898A05	
24D65948A01	
24D65948A05	
24D65949A01	
24D65949A02	17-3495
24D65950A01	
24D65950A02	
24D65950A03	
24D65950A04	WC 22
24D65950A08	WC 22
24D65950A16	
24D66258A01	
24D66258A02/B	
24D66258A03	Fly 256
24D66258A04	
24D66258A05	
24D66258A06	
24D66258A07	
24D66258A08	
24D66258A09	
24D66258A10	
24D66258A13	
24D66258A14	
24D66258A15	
24D66258A18	
24D66258A19	
24D66491A01	17-4538
24D66492A01	
24D66492A02	
24D66516A05	Y 65
24D66621A01	Y 67
24D66761A02	26S86
24D66866A01	17-4524
24D66872A01	Y 107
24D66876A02	
24D66876A03	
24D66876A04	
24D66876A05	
24D66876A06	
24D66926A02	
24D66926A03	
24D66926A05	
24D66926A08	Y 66
24D67215A01	
24D67237A01	
24D67324A03	19-3075
24D67324A20	19-3150
24D67324A21	19-3100
24D67461A01	Y 66[126]
24D67461A02	
24D67461A03	Y 66[126]
24D67461A04	
24D731010	
24D733239	Y 38
24D734487	
24D734997	
24D735869	Y 16[37]
24D736006	19-3180
24D736445	Y 45
24D736978	Y 45
24D739275/76	Y 54
24D740587	Y 16[37]
24D740660	See Note 87
24D740942	Y 54
24D742835/D	Y 52
24D743765/AE	Y 54
24D744084	Y 54
24D744322	Y 54
24D746645	Y 65
24D746754	
24D747199	17-3495
24D748052	
24D750252	
24D751031	17-3495
24D752138	
24D752139	
24D752140	
24D752839	17-1031
24K00893	17-3498
24K121728	19-1005
24K470159	17-3401
24K470783	
24K471302	
24K471303	
24K471304	
24K484082	17-1004
24K484136	
24K484137	
24K485474	Y 3
24K485475	Y 3
24K485476	Y 3
24K485555	16-6770
24K489071	17-1063

MFR'S. PART	REPLACEMENT
24K700089	WC 22[9]
24K700104	
24K700588	Fly 33
24K700694	Y 18
24K700714	Y 18
24K700774	Y 18
24K700776	Y 18
24K700778	Y 18
24K700882	26R24
24K701015	
24K701016	17-1063
24K701017	
24K701018	
24K701019	
24K701020	
24K701069	26A05
24K701099	Fly 33
24K701130	
24K701136	Y 18
24K701138	Y 18
24K701139	Y 18
24K701141	Y 18
24K701142	Y 18
24K701344	17-1006
24K701349	WC 22[9]
24K701564	17-1063[51]
24K701566	WC 22
24K701558	HS 5
24K701559	HS 5
24K701610	Y 6
24K701651	
24K701652	
24K701849	
24K702039	Y 18
24K702040	Y 6
24K702496	17-1006
24K702655	Y 33
24K702657	Y 35
24K702861	
24K702975	Fly 62
24K703073	
24K703239	Y 6
24K703240	Y 6
24K693262	Y 35
24K703312	20-1004
24K703319	19-4500[47]
24K710140	19-4201
24K711266	Fly 63
24K711268	Y 35
24K711573	
24K711581	Y 35
24K711583	Y 35
24K711584	Y 35
24K711585	Y 35
24K711587	Y 35
24K711937	Fly 62
24K712101	19-3250[54]
24K712102	19-3500[47]
24K712104	
24K712193	Fly 62
24K720155	Y 35
24K720622	Y 35
24K721064	HS 5
24K721065	HS 5
24K721271	19-3500[57]
24K721290,C	Fly 63
24K721301	Fly 63
24K721301C	Fly 63
24K721831	Y 35
24K721912	19-3500[57]
24K722126	Fly 63
24K730103	17-1033[4]
24K730140	26S50
24K730391	19-1001
24K730547	
24K730633	Y 36
24K730677	15-1082
24K730692	Fly 63
24K730902	Fly 20
24K730903	Fly 20
24K730904	Fly 20
24K731609	
24K731615	
24K731893	20-1049
24K731937	Fly 190
24K732584	Fly 74
24K732710	Y 37
24K732711	Y 37
24K732746	Fly 20
24K732747	Fly 20
24K732806	19-3180
24K732807	19-4200
24K732808	19-3250
24K732809	19-3250
24K732811	Y 37
24K732820	20-1049
24K733106	Fly 64
24K733200	19-5101
24K733210	
24K733225	19-1005
24K733407	Fly 74
24K733646	Fly 64

MFR'S. PART	REPLACEMENT
24K733875	20-1049
24K734187	19-5100
24K735083	17-3402
24K735697	17-3497
24K735844	Fly 57[85]
24K735859	
24K735868	Fly 74[38]
24K735873	Y 38
24K736012	19-3250
24K736082	
24K736270	17-4522
24K736488	Fly 121[65]
24K736496	19-4950
24K736961	19-3125[47]
24K736963	19-4400
24K737213	19-3660
24K737218	Fly 135
24K737342	20-1004
24K737615	20-1004
24K737733	19-1005
24K737734	20-1004[4]
24K738123	
24K738699	Fly 162
24K738802	
24K738803	19-3250[57]
24K738804	
24K739284	Fly 123[65]
24K739290	20-1004
24K739630	17-3402
24K739631	20-1004
24K740117	19-3300
24K740416	19-1005
24K740512	19-4840
24K740513	19-3250[54]
24K740596	20-1004
24K741937	Fly 190
24K741938	Fly 123[65]
24K741941	
24K743210	24S51
24K743212	26C44
24K743317	
24K743363	17-4538[80]
24K743426	HS 5
24K743453	17-4524
24K743536	Fly 135
24K743675	19-1001
24K743727	19-1009
24K743769	17-4534
24K743872	
24K744322	Y 54
24K744323	
24K744409	19-4400
24K744410	19-4400
24K744411	19-3180[54]
24K744416	
24K745101	Y 54
24K745108	Fly 186
24K745110	
24K745111	
24K745113	19-4201
24K745114	19-3093[54]
24K745281	
24K745282	
24K745364	Fly 189
24K745531	
24K745533	
24K745605	17-5004[79]
24K745635	
24K745072	Fly 192
24K745703	
24K745704	
24K745919	26C78
24K746072	
24K746091	17-4522
24K746440	17-4534
24K746446	Y 54
24K746475	
24K746490	
24K746504	
24K746552	17-3402
24K746570	Fly 187
24K746571	
24K746772	
24K746871	19-3300[54]
24K746872	19-3500
24K746911	Y 65
24K747171	19-1009
24K747492/W	Y 54
24K747493	Y 54
24K747583	17-4538
24K747585	17-4538
24K747586	
24K747587	17-4522
24K747588	
24K747589	
24K747878	
24K748031	
24K748138	19-4160[55]
24K748396	Fly 189
24K748397	Fly 185
24K748398	
24K748399	

CONTINUED NEXT PAGE

Service notes may be found at the end of the MOTOROLA section.

PARTS LIST (CONTINUED)

USE THIS PAGE if PART NUMBER is available

MFR'S. PART	REPLACEMENT
24K748416	
24K748906	17-3402
24K749668	19-1041
24K749674	19-3180
24K749669	19-3330
24K749670	19-3250
24K749673	19-3375
24K749726	
24K750517	
24K750578	17-4538
24K750637	
24K750664	
24K750722	17-4522
24K750825	19-3100
24K750835/36	19-3100
24K751008	
24K751034	20-1005
24K751190	Fly 191
24K751248	17-4522
24K751251	17-3495
24K751487	19-3500
24K751492	17-1031
24K751498	17-3495
24K751499	20-1005
24K751812	
24K751880	
24K751948	Y 65
24K751989/AB	22S61
24K752065	HS 7
24K752132	Y 65
24K752328	Fly 259
24K752351	19-3275[106]
24K752352	19-1050[60]
24K752963	19-3250
24K753093	20-1005
24K753234	19-3495
24K753305	19-4840[106]
24K753397	17-3495
24K753479	19-3250[54]
24K754003	
24K754004	19-3100
24K754006	
24K754007	17-4538[4]
24K754008	
24K754010	HS 7
24K754048	17-4538
24K754071	17-3495
24K754052	17-1026
24K754084	
24K754214	17-3402
24K754220	19-3100[60]
24K754273	Fly 189
24K754296	19-3500
24K754297	19-3375
24K754299	
24K754300	Y 70
24K754360	19-3100
24K754488	Fly 259
24K754490	Y 54
24K754518	
24K759673	19-4400
24K780128	19-1002
24K780152	17-1004
24K780319	17-1012
24K780386	
24K780388	
24K780398	17-1062
24K780402	20-1004
24K780549	Y 3
24K790145	19-3001
24K790689	WC 11
24K790853	
24K790854	
24K790855	
24K790856	
24K790958	Fly 65
24K791134	17-1062
24K791181	Y 8
24K791433	17-1003
24K791446	19-1005
24K791974	Fly 32
24K792173	Y 18
24K792508	Y 18
24K792577	19-1003
24K792578	17-1063
24K792587	17-1006
24K792714	Y 6
24K792722	WC 19
24K792753	Fly 33
24K792753D	Fly 33
24K792756	Y 18
24K792771	
24K792772	19-1002
24K792820	WC 18
24K90061	19-1021
24K90067	
24P65118A45	
24P65127A89	
24P65127A91	
24P65127A92	
24P65127A97	17-4538
24P65127A98	17-4538
24P65127A99	20-1004
24P65131A02	WC 23
24P65131A04	
24P65131A05	HS 7
24P65131A07	
24P65131A09	
24P65131A10	17-4523
24P65131A11	17-4522
24P65131A14	
24P65131A78	
24P65131A80	
24P65132A03	
24P65132A04	
24P65132A06	
24P65132A10	
24R119838	19-3075
24R119847	19-3125
24R119850	19-3180
24R119854	19-3250
24R119855	19-3300
24R119856	19-3300
24R119869	19-3250[55]
24R119889	19-1005
24R120588	19-4200
24R120887	19-3125[55]
24R121728	19-1005
24R121805	19-4200
25B21175	24S51
25B90010	24A88
25B90014	26C43
25B489030	24S51
25B502142	26S49
25B600684	24R09U
25B600969	26S48
25B60373A01	22S86
25B60941A01	
25B60941A03	22S86
25B61632A01	22S86
25B61635A01	
25B620872	26S49
25B65984A03	24S06
25B690805	
25B690898	24S66
25B700137	26F64
25B701075	26C41
25B701075,C	24S50
25B702445	26S17
25B703304	
25B710921	
25B710925	24S53
25B710925,D	24S53
25B710925C	24S53
25B711592	21F08
25B720749	21F12[4]
25B721779	21F12
25B721871	26A05
25B721872	24S52
25B730138	26S17
25B730139	21F12[4]
25B730179	26A05
25B730179C	26A05
25B730204	26C41
25B730922	
25B730923	26S16
25B731015	26S17
25B733199	21F12[4]
25B733226A	
25B733443	26S50
25B734495A	26C92
25B734908	26C92
25B734976	26S75[36]
25B735740	26S52
25B736967	21F24[4,45]
25B737467B	26C44
25B738716	26S23
25B738797	
25B738847	26S49
25B738848	24S51
25B739866	26A05[88]
25B739898	26S52
25B740238	22S45
25B740426	26C76
25B741322,A	26S30
25B742649	24S53
25B743545	24S51
25B747543	
25B790015	26S77
25B790140	26F60[4]
25B790141	21F24
25B790686	24S51
25B790698	22S58
25B790914	26A05
25B790916	
25B790923	26S57[4,14]
25B790952	26C92[4]
25B791793	26F64
25B792168	26S72
25B792168D	26S72
25B792169	
25B792709	
25B798545A	26S77
25B90010	24A88
25B90014	26C43[4]
25C90009	26S72[4]
25C90025	26R84
25C90026	24R07
25C90052	Fly 1
25C484095	26R87
25C484843	26R87
25C60329A01	22S86
25C60329A03	22S88
25C60394A02	22S88
25C61622A02/3	22R44
25C638852	22R30[4]
25C645449F	24S04
25C65806A01/A	26C78
25C65806A02B	26C78
25C65806A03	26C77
25C65806A05	26C77
25C65806A06	26C81
25C65806A07	26C81
25C65806A08	26C81
25C65806A09	26C79
25C65806A10	26C81
25C65806A11	26C44
25C65853A01	HS 74
25C700161	26R24[4,5]
25C700169	26R24[4,5]
25C701025	26R24[4,5]
25C701127	26R20
25C701659	26R20
25C710657	26R24[4,5]
25C710658	26R24[4,5]
25C710659	26R24[4,5]
25C737472	26R56
25C738251	
25C738847	26S49
25C738848	24S51
25C742828	26S08
25C743545	24S51
25C743634/B	26S22
25C745626	
25C746165	24S48
25C790151	26S51
25C790863	26R42
25C790864	26R42
25D6563A01-D	26R51[4]
25D65663A02	26R51[4]
25D65663A03	26R514
25D65840A01	26S24
25D65840A02/A	26S22
25D65840A04	26S22
25D65840A05	26S29
25D65840A06	26S29
25D65840A07	
25D65840A08	
25D65840A09	26S30
25D65840A10	26S22
25D65840A12	26S30
25D65840A13	26S32
25D65840A14	
25D65840A15	
25D65840A16	26S07[4]
25D65841A05	
25D65984A02	
25D65984A03	24S06
25D65984A04	24S06
25D65984A05	24S61
25D65984A06	24S06
25D65984A10	24S06
25D65984A11	22S86
25D65984A12	22S64
25D65984A13	24S64
25D65984A14	24S64
25D65984A15	24S61
25D65984A18	24S64
25D65984A19	24S04
25D66001A03	
25D66001A04	21F21[4]
25D66001A06	21F08
25D66761A03	
25D66841A11	
25D66841A12	
25D66970A01	
25D67448A01	26R105[4]
25D740793	
25D743311	26R51[4]
25D745778	26R118[4]
25D747177	
25D748820	21F41[4]
25K489134	26S72[4]
25K700089	WC 22[9]
25K700656	
25K700694	Y 18
25K700882	26R24[4,5]
25K701068	26S72[4]
25K701069	26A05
25K701143	26S72
25K701619	26S72
25K701632	24S51
25K702429	26A05
25K702429A	26A05
25K702429J	26A05
25K702429K	26A05[4,14]
25K702800	26A03
25K703068	24S51
25K710060	24S50
25K710730	26A05
25K710731	26A03
25K712297	
25K720048	21F08
25K720050	21F08
25K720128/68	24S50
25K721027/G	26S17
25K721878	26S49
25K730140	24S50
25K731027/58	26S17
25K731268	21F12[4]
25K731565	26A05
25K732800	26A05
25K733190F	21F08
25K733208	24S52
25K734638B	21F25[4]
25K734746/7	26A05
25K736254	26A05
25K736255	26S52
25K736256	26S50
25K736256C/D	26S50
25K738763	26C44
25K739569	26R56
25K740674	26C44
25K740915	24S48
25K743041	26C44
25K743210	24S51
24K743211	26S49
25K743212-Y	26C44
25K744697	26S23
25K744974/-AT	26S22
25K745051	26S30
25K745052	26C78
25K745059/J	26S22
25K745919	26C78
25K746756/-AK	26S24
25K746803	26C92
25K747167	26C78
25K747177	
25K747597	26S22
25K747849	26C78
25K748245	24S48
25K749146/-D	24S07
25K749230/-D	24S07
25K749593	26C78
25K749665	26S46
25K749732	21F08
25K751215	26C92
25K751216	24S53
25K751685	
25K751752/AY	26C77
25K751795/N	
25K751796/AU	26C78
25K751797/AZ	26C78
25K851989/AB	24S05[4]
25K752106	26R112[4]
25K752869N/M	26R51[4]
25K753388	26S23
25K754067	26S24
25K754116/Y	
25K754288AE	
25K754329AB	26S29
25K754420AK	22S86[4]
25K791804	26S51
25K792564	26R92[4]
25K792710	26S72

Next page for MODEL index

Service notes may be found at the end of the MOTOROLA section.

MODEL INDEX

MOTOROLA

MODEL	COLUMN NUMBER
A19T2-3/-4/-5	40
A19T8-1/-A/-1D	42
A19T8-2/-2A/-2D	42
A19T8-3/-3A	42
A19T8-4/-4A	42
A19T8CH/CHA	42
A19T24AW/CH	48
A19T24AWA	48
A19T24E/G	48
A19T24EA/GA	48
A19T25AW/GR/WG	48
A19T25AWA/GRA	48
A19T25WGA	48
A21C5B/M/MC	21
A21C11B/M	34
A21F6W/Y	21
A21K54B/M	21
A21K56B/M	21
A21K57B/M	21
A21K57MCH	21
A21K58B/M	21
A21K59M/MCH	21
A21K60B/M	21
A21K61MCH/W	21
A21K62M	21
A21K63CW	21
A21K67B/M/Y	21
A21K95M	31
A21K98	31
A21K100/01/02	31
A21K103B/M/MC	31
A21K106B/M	30
A21K108/09/10	29
A21K131CW	35
A21K132W	35
A21K134W	35
A21K135W	35
A21K136W	35
A21K137B/M	34
A21K138M	34
A21K139B/M/W	34
A21K140B/M	34
A21K141CW	34
A21T33BG/CH	21
A21T33MG	21
A21T35B/M	21
A21T36B/M	21
A21T58	31
A21T60BG/CH/MG	30
A21T61	31
A21T69BG/MG	34
A23C7CW	38
A23C11BW/CW	43
A23C11BWF/CWF	47
A23C11M/W	43
A23C11MF/WF	47
A23K35BW/M	39
A23K36B/W	39
A23K40CW	39
A23K41W	39
A23K42W	39
A23K43W	39
A23K44W	39
A23K45W	39
A23K46MB	39
A23K67M/W	43
A23K67MF/WF	47
A23K68B/BW/M	43
A23K68BWF/MF/WF	47
A23K72W/73MB	44
A23K74W	44
A23K100B/M/W	48
A23K100BD/MD/WD	48
A23101B/M/W	48
A23101BD/MD/WD	48
A23K102M/W	48
A23K102MD/WD	48
A23K103W	48
A23K103WD	48
A23T8CW/M/W	43
A23T8CWF/MF/WF	47
A24K14B/M	21
A24K15M/MCH	21
A24T6B/M	21
A27K13CW/M/W	48
A27K14M/W	48
TC-101/B	12
TK-17M	12
TK-19M/ME	12
TK-20M/22M/23M	12
TK-24M/ME	12
TK-31M/33M	12
TK-74	21
VF102/A/C	8
VF103/M	7
VK101/B/M	8
VK106/B/M	7
VK106	7
VK106/07	7
VT71/B/M/MA/MB	7
VT73/A	7
VT101	8
VT105/M	7
VT107/B/M	7
VT121/R	7
Y14P3-1	24
Y14P3-2	24
Y14P4-1	24
Y14P5-1/-2/-3	24
Y14P6-1	24
Y14P6A-1	26
Y14P7-1/-2	24
Y14P8-1/-2	24
Y14P10-1/-2	24
Y14P10-1A/-2A	24
Y14P11-1/-2	24
Y14P11-1A/-2A	24
Y17K17/A/AB/B	14
Y17P1-1A/2A	25
Y17P2-1A	25
Y17P3-1/-2/-3	27
Y17P5-1/-2	33
Y17P5-2C	33
Y17P5-3A/-4A/-5A	33
Y17P5-3F/-4F/-5F	33
Y17P6-1/-2/-3	36
Y17P6-1A/-2A/-3A	36
Y17T15A/AE	14
Y17T16/B/W	14
Y17T18	12
Y17T20/B/E/M	16
Y17T21	16
Y17T22/B/E	16
Y17T23/B	16
Y17T27CH	23
Y17T28-1/-2/-3	23
Y17T30CHA	25
Y17T31GPA	25
Y17T32BZ	33
Y17T32BZD	33
Y17T37BR/-A	36
Y19BT107AN/U	55
Y19BT108AH/W	55
Y19BT109AH/W/S	55
Y19CK1/B	17
Y19CK2/B	17
Y19CT1/B	17
Y19K11W/WA	40
Y19K12M/MA	40
Y19K12W/WA	40
Y19K13CW/CWA	40
Y19K14M/MA	40
Y19K14W/WA	40
Y19K15CW/CWA	40
Y19P3-1/-2	40
Y19P7-1/-2/-3	36
Y19P10-1/-2	40
Y19T1-3/-4/-5	40
Y19T5CH/CHD	42
Y19T7-1/-1D	42
Y19T7-2/-2D	42
Y19T7-3/-4	42
Y19T11CH/CHA	42
Y19T11CHK	45
Y19T11CHP	45
Y19T12-1/-1A	42
Y19T12-1K	45
Y19T12-2/-2A	42
Y19T12-2K	45
Y19T13-1/-1A	42
Y19T13-1K	45
Y19T13-2/-2A	42
Y19T13-2K	45
Y19T14CW/CWA	42
Y19T14CWK	45
Y19T14W/WA	42
Y19T14WK	45
Y19P15BE/BEH	46
Y19P16BE/CT/GR	46
Y19P35BR	51
Y19P37BL/GR	51
Y19T20E/G	48
Y19T20EA/GA	48
Y19T21BE/J	48
Y19T21BEA/JA	48
Y19T22AW/GR/WG	48
Y19T22AWA/GRA	48
Y19T22WGA	48
Y19T38BE/CH/P	50
Y19T39AW/CH	50
Y19T40MPG/WG	50
Y19T56BE/BR	55
Y19T57AW/WG/D/A	55
Y19T58AW/MPG/WG	55
Y19T58AWGD/MPGD/WGD	55
Y21C2	14
Y21C2A/AB	14
Y21C2B	14
Y21C3/A/B/BA	15
Y21C4/B	20
Y21C6BG/MG	22
Y21C7BG/MG	21
Y21C8B/M	26
Y21C9B/M	30
Y21C10CW	34
Y21CK15M/W	53
Y21CK17M/W	53
Y21CT8W/LA	53
Y21F5/B	14
Y21F8B/BA	26
Y21F8W/WA	26
Y21K12G	14
Y21K12Series	14
Y21K13	14
Y21K13A/AB	14
Y21K14/A/B/AB	14
Y21K15/A/AB	14
Y21K16/AB/AW/W	14
Y21K17/A	14
Y21K18/A/B	14
Y21K19/B	16
Y21K20/B	15
Y21K21/A/ABD/B/BA/AD	15
Y21K22/A	15
Y21K23/B/A/BA	15
Y21K24/A	15
Y21K26/B	16
Y21K27/B	15
Y21K28/B	15
Y21K29/B/W	19
Y21K30/B/W	19
Y21K31/B	15
Y21K32/A/B/BA	15
Y21K33E	19
Y21K34/B	15
Y21K37B/BA/BR/BRA	20
Y21K38/B	20
Y21K39/B	20
Y21K40/B	20
Y21K41/B	20
Y21K42/B	20
Y21K43/B	20
Y21K44/B/W	20
Y21K45	20
Y21K46/B	20
Y21K47B/M	20
Y21K48B/M	20
Y21K50B/M	20
Y21K51B/M	20
Y21K51BA/MA	20
Y21K53B/BA	22
Y21K53M/MA	22
Y21K54B/M	21
Y21K55B/M	22
Y21K55BA/MA	22
Y21K57B/M/MCH	21
Y21K58B/M	21
Y21K59B/M/MCH	21
Y21K64B/M	22
Y21K65B/M	22
Y21K66B/M	22
Y21K67B/M	21
Y21K68B/M	22
Y21K70B/M	26
Y21K73B/BA	26
Y21K73M/MA	26
Y21K75B/BA	26
Y21K75CW/CWA	26
Y21K75M/MA	26
Y21K76B/BA	26
Y21K76CW/CWA	26
Y21K76M/MA	26
Y21K77B/M	26
Y21K79MA	26
Y21K80/CW/CWA	26
Y21K81B/M	26
Y21K82B/M	26
Y21K83B/M/W	26
721K90CW	26
Y21K95B/M	31
Y21K97B/M	30
Y21K98B/BA/M/MA	31
Y21K98W/WA	31
Y21K99B/M	30
Y21K100BA/MA	31
Y21K101B/BA/M/MA	31
Y21K101W/WA	31
Y21K102CWA	31
Y21K103B/BA/CW/CWA	31
Y21K103M/MA/MC/MCA	31
Y21K104B/M/W	29
Y21K107B/M	30
Y21K115BA/MA/WA	30
Y21K116BA/MA/MCA/WA	30
Y21K122B/M	30
Y21K123B/M	30
Y21K124B/M/W	34
Y21K125B/M	34
Y21K126B/M/W	34
Y21K127CW	34
Y21K129B/M/MC	34
Y21K130CW	34
Y21K131CW	35
Y21K132W	35
Y21K134W	35
Y21K135W	35
Y21K136W	35
Y21K142M	34
Y21K150B/M/W	37
Y21K151B/M/W	37
Y21K152CW	37
Y21K153B/M/W	37
Y21K154CW	37
Y21K163M	35
Y21K164W	35
Y21P1B/BR	28
Y21P1GY	28
Y21T8A/AE	14
Y21T1G	14
Y21T11/B/W	14
Y21T13/B	14
Y21T14E	14
Y21T15	16
Y21T16/B/E	16
Y21T17/B	16
Y21T18/B	15
Y21T19/A/B/BA	15
Y21T21/B/E	19
Y21T22/B	19
Y21T23/B	15
Y21T24/B	15
Y21T25CH/PK/TN	20
Y21T26B/BA/BR	20
Y21T26BRA	20
Y21T26CH/CHA	20
Y21T26CH-H	20
Y21T27B/MA/PK	20
Y21T28/B	20
Y21T29B/M	20
Y21T29M-H	20
Y21T30B	20
Y21T30B-H/M	20
Y21T30M-H	20
Y21T31B/M	20
Y21T32B/CH	22
Y21T32BA/CHA/MGA	22
Y21T33B	22
Y21T33BG/CH/MG	21
Y21T34B/M	22
Y21T34BA/MA	22
Y21T35B/M	21
Y21T36B/M	21
Y21T37B/M	26
Y21T39B/BA	26
Y21T40BG/BGA	26
Y21T40MG/MGA	26
Y21T42B/BA	26
Y21T42M/MA	26
Y21T43B/BA/M/MA	26
Y21T44B/M	26
Y21T45B/M	26
Y21T46B/M	26
Y21T47MO	22
Y21T57BG/CH/MG	30
Y21T57CHD	30
Y21T58BG/BGA/CH/CHA	31
Y21T58MG/MGA	31
Y21T61B/BA/M/MA	31
Y21T62MA	30
Y21T63BA/MA/WA	30
Y21T64B	30
Y21T64B-F	30
Y21T64CW-F	30
Y21T64M/W	30
Y21T66BZ/CH	34
Y21T67BG/MG	34
Y21T68B/M/W	34
Y21T71BR	30
Y21T73B/M/W	37
Y21V1W/WA	26
Y23C4B/M/W	38
Y23C5CW	38
Y23C6B/M	38
Y23C7CW	38
Y23C8BW/M/W/MA	43
Y23C8BWF/MF/WF	47
Y23C10BM/BW	43
Y23C10BWA/BWD	43
Y23C10BWF	47
Y23C10CW/CWA	43
Y23C10CWD	43
Y23C10CWF	47
Y23C10M/MA/MD	43
Y23C10MF	47
Y23C10W/WA/WD	43
Y23C10WF	47
Y23CK37M/W	56
Y23CK38M/MB/MP	56
Y23CK38W/WH	56
Y23CK38M-2	56
Y23CK39CW/WH	56
Y23CK40CW	56
Y23CK42W	56
Y23CK44MB	56
Y23CK46W/WH	56
Y23F20M/W	51
Y23F21MP	51
Y23FR20M/W	51
Y23FR21MP	51
Y23K1MA/WA	34
Y23K2B/M	34
Y23K3CW	34
Y23K4W	35
Y23K28B/M/W	38
Y23K29B/M/W	38
Y23K30B/M	38
Y23K31CW	38
Y23K32M/W	38
Y23K33B/M/W	38
Y23K34CW	38
Y23K39CW	39
Y23K40CW	39
Y23K41W	39
Y23K42W	39
Y23K43W	39
Y23K44W	39
Y23K45W	39
Y23K46MB	39
Y23K47B/M/W	38
Y23K50M/MA	43
Y23K50MF	47
Y23K51CWA	43
Y23K52M/W	43
Y23K52MF/WF	47
Y23K53MA	43
Y23K54CWA	43
Y23K55B/CW/M/W	43
Y23K55BA/CWA	47
Y23K55MA/WA	47
Y23K56B/BW	43
Y23K56BA/BWA	47
Y23K56CW/M/W	43
Y23K56CWA/MA/WA	47
Y23K57B/M/W	43
Y23K57BA/MA/WA	47
Y23K60M/W	43
Y23K60MF/WF	47
Y23K61CW	43
Y23K61CWF	47
Y23K62B/BW	43
Y23K62BF/BWF	47
Y23K62M/W	43
Y23K62MF/WF	47
Y23K63BW/M/W	43
Y23K63BWF/MF/WF	47
Y23K64M	43
Y23K64MF	47
Y23K65CW	43
Y23K65CWF	47
Y23K70W	44
Y23K71MB	43
Y23K71MBF	47
Y23K72W	44
Y23K73MB/74W	44
Y23K76CWA/MA/WA	48
Y23K82B/M/W	48
Y23K83MP	48
Y23K84B/M/W	48
Y23K87M/W	48
Y23K88W	48
Y23K89MA/WA	51
Y23K90M/MA/W/WA	48
Y23K91CW	48
Y23K95M	48
Y23K96CW	48
Y23K97MA/WA	51
Y23K97MN/WN	49
Y23K105W	48
Y23K106MD	48
Y23K107W/WH	48
Y23K136M/W	54
Y23K138M/W	54
Y23K138M/W	54
Y23K140MP	54
Y23K142M/W	54
Y23SF3W	41
Y23SF3W-FM	41
Y23SF4CW	41
Y23SF4CW-FM	41
Y23SF5MA/MAFM	43
Y23SF5MAF/MAFM	47
Y23SF5WA/WAFM	43
Y23SF5WAF/WAFM	47
Y23SF6BWA	43
Y23SF6BWAF	47
Y23SF6BWAFM	43
Y23SF6BWAFM	47
Y23SF6MA/MAFM	43
Y23SF6MAF/MAFM	47
Y23SF6WA/WAFM	43
Y23SF6WAF/WAFM	47
Y23SF7CWA	43
Y23SF7CWAF	47
Y23SF7CWAFM	43
Y23SF7CWAFM	47
Y23SF8WA/WAFM	43
Y23SF8WAF/WAFM	47
Y23SF10B/M/W	49
Y23SF10B-FM	49
Y23SF10M-FM	49
Y23SF10W-FM	49
Y23SF11B/M/W	49
Y23SF11B-FM	49
Y23SF11M-FM	49
Y23SF11W-FM	49
Y23SF15M-FM	48
Y23SF15MA-FM	48
Y23SF15W-FM	48
Y23SF15WA-FM	48
Y23SF16CW-FM	48
Y23SF16CWA-FM	48
Y23SF17W-FM	48
Y23SF17WZ	48
Y23SF18W-FM	48
Y23SF18WA-FM	48
Y23SF18WZ-FM	48
Y23T2B/BZ/CH	38
Y23T2M/W	38
Y23T4BR/BRA	43
Y23T5B/BA	43
Y23T5BW/BWA	43
Y23T5CW/CWA	43
Y23T5M/MA	43
Y23T5W/WA	43
Y23T12BRF	47
Y23T13B/BW/CW	43
Y23T13BF/BWF	47
Y23T13CWF/MF/WF	47
Y23T13M/W	43
Y23T15BR	48
Y23T15BRA	48
Y23T16B/CW	48
Y23T16BA/CWA	48
Y23T16M/W	48
Y23T16MA/WA	48
Y23T17CHD	49
Y23T17MG/WG	49
Y23T25CHA	51
Y23T26M6A/WGA	51
Y23T27BE/BR	50
Y23T28MG/MPG/WG	50
Y23T37MG/MPG/WG	54
Y23T39WG/WGA	55
Y24C1B/M	22
Y24K1/B	13
Y24K2/B	13
Y24K3/W	13
Y24K4/B	15
Y24K5/B	15
Y24K7/B	15
Y24K9/B	20
Y24K10/B	20
Y24K11/B	20
Y24K13B/M	22
Y24K14B/M	21
Y24K18B/M	22
Y24T2/B	18
Y24T3BR	20
Y24T3BR-H	20
Y24T3M	20
Y24T3M-H	20
Y24T4/B	20
Y24T5BG/MG	22
Y24T6B/M	21
Y27K2/B	13
Y27K3/B	13
Y27K10M/W	48
Y27K10MA/WA	48
Y27K11M/W	48
Y27K11MA/WA	48
Y27K13CW/M/W	48
Y27K14M/W	48
YA21C5B/MC	21
YA21F6W	21
YA21K54B/M	21
YA21K56B/M	21
YA21K57B/M	21
YA21K57MCH	21
YA21K58B/M	21
YA21K59M/MCH	21
YA21K60B/M	21
YA21K61MCH/W	21
YA21K62M	21
YA21K63CW	21
YA21K67B/M/Y	21
YA21T33BG/CH	21
YA21T33MG	21
YA21T35B/M	21
YA21T36B/M	21
YA24K14B/M	21
YA24K15M/MCH	21
YA24T6B/M	21
10T2	4
10VK9	7
10VK11/B/R	4
10VK12/R	4
10VK22/R	4
10VT3	7
10VT10B/R	4
10VT24/R	4
12K1/B	4
12K1/B	3
12K2/B	4
12K2/B	3
12K3/B	3
12T1/B	4
12T2/B	3

CONTINUED ON NEXT PAGE

MODEL INDEX
(CONTINUED)

MODEL	COLUMN NUMBER
12T3/B	3
12VF4	3
12VF4B/R/R-C	4
12VF26/B/B-C	4
12VF26R/R-C	4
12VK11	4
12VK15/B/R	10
12VK18/B/R	7
12VT13/B/R	4
12VT16/B/R	7
12VT23	4
14K1/B	5
14K1BH/H	1
14P1B	6
14P2/U	6
14P3-1	24
14P3-2	24
14P4-1	24
14P5-1/-2/-3	24
14P6-1	24
14P6A-1	26
14P7-1/-2	24
14P8-1/-2	24
14P10-1/-2	24
14P10-1A/-2A	24
14P11-1/-2	24
14P11-1A/-2A	24
14P14-1	32
14T1/B	5
14T3/X1	1
14T4/B	6
16F1	5
16F1B	5
16F1BH/H	1
16K2	4
16K2B	5
16K2BH/H	1
16K2L/L-B	2
16T1/B	5
16T1BH/H	1
16VF8/B/R	10
16VK1/B/R	2
16VK7/B/R	11
17F1/A/B	1
17F1A/BA	1
17F2/W/WA	1
17F3/B/BA	1
17F4/A	1
17F5/A/B/BA	1
17F6/B/BC/C	1
17F7B/BC	1
17F8/C	1
17F9/B	1
17F9BC/C	1
17F11	6
17F12/A/B/BA	6
17F12D	12
17F13/B	12
17F13BC/C	12
17F14BC/C	12
17K1/A/BA	1
17K1BE/E	1
17K2BE/E	1
17K3/A/B/BA	1
17K4/A/E	1
17K5/C/E	1
17K6/C	1
17K7/B/BC/C	1
17K8/A/B/BA	6
17K9/B/BC	1
17K9A/BA	6
17K10/E/M	6
17K10A	1
17K11/A/B/BA/C	6
17K12Series	6
17K13A	6
17K13D	12
17K14/A/B	12
17K14BC/C	12
17K14W/WC	12
17K15/B	12
17K15BC/C	12
17K16	12
17K16C	12
17K17/A/AB/B	14
17P1-1/-2	25
17P2-1	25
17P3-1/-2/-3	27
17P5-1/-2	23
17P5-2C	33
17P5-3A/-4A/-5A	33
17P6-1/-2/-3	36
17P6-1A/-2A/-3A	36
17T1/A/B/BA	1
17T2/A/B/BA	1
17T3/A/G	1
17T3X1	1
17T4/C/E	1
17T5A/C/D/CA	6
17T5E/F	6
17T6BD	6
17T6BF/F	6
17T6C/D	6
17T6G	6
17T7/A	6
17T8/A/B/BA	6
17T9/A/BA/E	6
17T9EF/F	12
17T10/A	6
17T10D	12
17T11/C/E/EC	12
17T12/B/C	12
17T12W/WC	12
17T13/Y	12
17T14/Y	12
17T15A/AE	14
17T16/B/W	14
17T18	12
17T20	16
17T20B/E/M	16
17T21	16
17T22B/E	16
17T23/B	16
17T24CH	16
17T25BL/GR/TN	16
17T26PK/WH	16
17T27CH	23
17T28-1/-2/-3	23
17T30CH	25
17T31GP	25
17T32BZ	33
17T32BZD	33
17T32WH	33
17T33B/BD	33
17T33M/W	33
17T33WD	33
17T37BR	36
17T37BR-A	36
19CK1/B	17
19CK2/B	17
19CT1/B	17
19F1/B	11
19K1	11
19K2/B	9
19K2BE/E	9
19K3/4/4B	9
19K11W/WA	40
19K12M/MA	40
19K12W/WA	40
19K13CW/CWA	40
19K14M/MA	40
19K14W/WA	40
19K15CW/CWA	40
19P3-1/-2	40
19P7-1/-2/-3	36
19P10-1/-2	40
19P11-3/-4/-5	40
19P15BE	40
19P15BEF	46
19P15BEH	46
19P16BE	46
19P16BEF	46
19P16CT	46
19P16CTF	46
19P16GR	46
19P16GRF	46
19P35BR/BRH	51
19P37BL/GR	51
19RT29AW/CH/G	48
19T1-3/-4/-5	40
19T5CH/CHD	42
19T7-1/-1D	42
19T7-2/-2D	42
19T7-3/A	42
19T7-4/A	42
19T11CH/CHA/WD	42
19T11CHK	45
19T11CHL	45
19T11CHP	45
19T11CHQ	45
19T11WD	42
19T12-1/1A	42
19T12-1K	45
19T12-2/-2A	42
19T12-2K	45
19T13-1/-1A	42
19T13-1K	45
19T13-2/-2A	42
19T13-2K	45
19T14CW/CWA	42
19T14CWD/CWF	42
19T14CWK	45
19T14CWL	45
19T14W/WA	42
19T14WD/WF	42
19T14WK	45
19T14WL	45
19T20E/G	48
19T20EA/GA	48
19T20ELA/GLA	48
19T21BE/BEL	48
19T21BEA	48
19T21J/JL	48
19T21JA	48
19T22AW/GR/WG	48
19T22AWA/GRA	48
19T22WGA	48
19T38BE/CH/P	50
19T38BEF/CHF/Z	52
19T39AW/CH	50
19T39AWF/CHF/Z	52
19T40MPG/WG	50
19T40MPGF/WGF/Z	52
19T50GL/GR	52
20F1/B	9
20F2/B	9
20K1/B	9
20K2	9
20K3/B	9
20K4/B	9
20K2B	9
20K6/B	6
20T1/B	9
20T2/B	9
20T2A	6
20T2BA	6
20T3/B	6
21C1/B	12
21C1BD	12
21C1BDY/BY	12
21C1D	12
21C1DY/Y	12
21C2/A/AB/B	14
21C3/A/B/BA	15
21C4/B	20
21C6BG/MG	22
21C7BG/MG	21
21C8B/M	26
21C9B/M	30
21C9BD/MD	30
21C10CW	34
21C11B/M	34
21CK15M/W	53
21CK17M/W	53
21CT8W/LA	53
21F1/B	6
21F2/B	12
21F2BY	12
21F2C	12
21F2CY	12
21F2F/FB	12
21F2FB/FBY/Y	12
21F3/B/BD	12
21F3BDY/BY	12
21F3D/DY/Y	12
21F5/B	14
21F8B/BA	26
21F8W/WA	26
21K1/B	6
21K2/B	6
21K3/B/W	6
21K4/A	12
21K4AY	12
21K4B/BD	12
21K4BDY/BY	12
21K4C/CB	12
21K4CBY/CW	12
21K4CWY/CY	12
21K4D	12
21K4DY/W	12
21K4W/WD	12
21K4WDY	12
21K4WY/Y	12
21K5/B/BD/BDY	12
21K5BY	12
21K5D/DY/Y	12
21K6/D/DY/Y	12
21K7/D/DY/Y	12
21K9	12
21K10/B	12
21K10BY/Y	12
21K11/B/BY/Y	12
21K12A/AB	14
21K12AW/C	14
21K12CB/CW	14
21K12D/DB/DW	14
21K12G/WA	14
21K13/B	14
21K13A/AB	14
21K14/B	14
21K14A/AB	14
21K15/A	14
21K16/W	14
21K16AB/AW	14
21K17/A	14
21K18/B	14
21K19/B	16
21K20/B	15
21K21/B	15
21K21A/AD	15
21K21ABD	15
21K21BA	15
21K22/A	15
21K23/A/B/BA	15
21K24/A	15
21K26/B	16
21K27/B	15
21K28/B	15
21K29/B/W	19
21K30/B/W	19
21K31/B	15
21K32/A/B/BA	15
21K33E	19
21K34/B	15
21K37B/BA/BR	20
21K37BRA	20
21K38/B	20
21K39/40/B	20
21K41/B/R	20
21K42/B	20
21K43/B	20
21K44/B/W	20
21K45	20
21K46/B	20
21K47B/M	20
21K48B/M	20
21K50B/M	20
21K51B/M	20
21K51BA/MA	20
21K53B/M	22
21K53BA/MA	22
21K54B/M	21
21K55B/M	22
21K55BA/MA	22
21K56B/M	21
21K57B/M/MCH	21
21K58B/M	21
21K59B	21
21K59M/MCH	21
21K64B/M	22
21K65B/M	22
21K66B/M	22
21K67B/M	22
21K68B/M	22
21K70B/M	26
21K73B/M	26
21K75B/CW/M	26
21K76B/CW/M	26
21K77B/M	26
21K79M	26
21K80CW/CWA	26
21K81B/M	26
21K82B/M	26
21K83B/M/W	26
21K90CW	26
21K95B/M	31
21K97B/M	30
21K98B/BA/M/MA/MAT	31
21K98W/WA	31
21K99B/M	30
21K99BD/MD/WD	30
21K99W	30
21K100B/BA/M/MA	31
21K101B/BA/M/MA/MAT	31
21K101W/WA	31
21K102CW/CWA	31
21K103B/BA/CW/CWA	31
21K103M/MA/MC/MCA	31
21K104B/M/W	29
21K105B/MC/W	29
21K106B/M	31
21K107B/M	30
21K108W	29
21K109M	29
21K110W	29
21K115B/M/W	30
21K116B/M/MC/W	30
21K122B/M	30
21K123B/M	30
21K124B/M/W	34
21K125B/M	34
21K126B/M/W	34
21K127CW	34
21K129B/M/MC	34
21K130CW	34
21K131CW	35
21K132W	35
21K134W	35
21K135W	35
21K136W	35
21K138M	34
21K139B/M/W	34
21K140B/M	34
21K141CW	34
21K142M	34
21K150B/M/W	37
21K151B/M/W	37
21K152CW	37
21K153B/M/W	37
21K154CW	37
21K163M	35
21K164W	35
21P1B/BD	28
21P1BR/BRD	28
21P1GY/GYD	28
21T1/B	6
21T2/B	6
21T3	12
21T3Y	12
21T4A	12
21T4AC/ACE	12
21T4ACY	12
21T4EA	12
21T5A/BA	12
21T7/B	12
21T7BY/Y	12
21T8A/AE	14
21T10	14
21T11/B/W	14
21T13/B	14
21T14/E	14
21T15	16
21T16/B/E	16
21T17/B	16
21T18/B	15
21T19/A/B/BA	15
21T21/B/E	19
21T22/B	19
21T23/B	15
21T24/B	15
21T24CH/PK/TN	20
21T26B/BA/BR	20
21T26BRA/CH/CHA	20
21T27B/MA/PK	20
21T28B	20
21T29B/M	20
21T30B/M	20
21T31B/M	20
21T32B	22
21T32BA	22
21T32CH	22
21T32CHA/MGA	22
21T33B	21
21T33BG/CH/MG	21
21T34B/M	22
21T34BA/MA	22
21T35B/M	21
21T36B/M	21
21T37B/M	26
21T39B	26
21T40BG/MG	26
21T42B/M	26
21T43B/BA/M/MA	26
21T44B/M	26
21T45B/M	26
21T46B/M	26
21T47MO	22
21T57BG/CH/MG	30
21T57BGD/CHD	30
21T57MGD	30
21T57MO	30
21T58BG/BGA	31
21T58CH/CHA/CHAT	31
21T58MG/MGA	31
21T60BG/CH/MG	31
21T61B/BA/M/MA	31
21T62M	30
21T62MA	30
21T63B/M/W	30
21T64B	30
21T64B-F/B-SN	30
21T64CW-F	30
21T64M/M-SN	30
21T64W	30
21T66BZ/CH	34
21T67BG/MG	34
21T68B/M/W	34
21T71BR	30
21T71W	30
21T73B/M/W	37
21V1W/WA	26
23BK150AM/W	55
23BK152AM/W	55
23BK153AD	55
23BK154AF	55
23BK155AS	55
23BK157AS	55
23BK158AM/W	55
23BK160AW	55
23BK161AD/M	55
23BK162AF/H	55
23BK163AS	55
23C4B/M/W	38
23C5CW	38
23C6B/M	38
23C7CW	38
23C8BW/M/W/MA	43
23C8BWF/MF/WF	47
23C10BM/BW	43
23C10BM/CW/M/W	43
23C10BWA/BWD	43
23C10BWF	47
23C10CW/CWA	43
23C10CWD	43
23C10CWF	47
23C10M/MA/MD	43
23C10MF	47
23C10W/WA/WD	43
23C10WF	47
23CK37M/W	56
23CK38M/MP	56
23CK38W/WH	56
23CK38M-2	56
23CK39CW/WH	56
23CK40CW	56
23CK42W	56
23CK44MB	56
23CK46W/WH	56
23CFR41MB	56
23F20M/W	51
23F21MP	51
23FR20M/W	51
23FR21MP	51
23K1MA/WA	34
23K2B/M	34
23K3CW	34
23K4W	35
23K28B/M/W	38
23K29B/M/W	38
23K30B/M	38
23K31CW	38
23K32M/W	38
23K33B/M/W	38
23K34CW	38
23K39CW	39
23K40CW	39
23K41W	39
23K42W	39
23K43W	39
23K44W	39
23K45W	39
23K46MB	39
23K47B/M/W	38
23K50M/MA	43
23K50MF	47
23K51CWA	43
23K52M/W	43
23K52MF/WF	47
23K53MA	43
23K54CWA	43
23K55B/CW/M/W	43
23K55BA/CWA	43
23K55MA/WA	47
23K56B/BW/CW	43
23K56BA/BWA	47
23K56CWA/MA/WA	47
23K56M/W	43
23K57B/M/W	43
23K57BA/MA/WA	47
23K60M/W	43
23K60MF/WF	47
23K61CW	43
23K61CWF	47
23K62B/BW	43
23K62BF/BWF	47
23K62M/W	43
23K62MF/WF	47
23K63BW/M/W	43
23K63BWF/MF/WF	47
23K64M	43
23K64MF	47
23K65CW	43
23K65CWF	47
23K70W	44
23K71MB	43
23K71MBF	47
23K72W	44
23K73MB/74W	44
23K76CWA/MA/WA	48
23K82B/M/W	48
23K83MP	48
23K84B/M/W	48
23K87M/W	48
23K88W	48
23K89MA/WA	51
23K90M/MA/W/WA	48
23K91CW	48
23K95M	48
23K96CW	48
23K97MA/WA	51
23K97MN/WN	49
23K105W	48
23K106MB	48
23K107W/WH	48
23K109CW/M/W	52
23K120M/W	52
23K122B/M/W	52
23K123MP	52
23K124CW/WH	52
23K127M/W	52
23K128CW/WH	52
23K129M/W	52
23K132M	52
23K133CW/MP	52
23K134W	52
23K136M/W	54
23K138M/W	54
23K140MP	54
23K142M/W	54
23SF3W	41
23SF3W-FM	41
23SF4CW	41
23SF4CW-FM	41
23SF5MA/MAFM	43
23SF5MAF/MAFM	47
23SF5WA/WAFM	43
23SF5WAF/WAFM	47
23SF6BWA	43

CONTINUED NEXT PAGE

MODEL INDEX
(CONTINUED)

MOTOROLA

MODEL	COLUMN NUMBER	MODEL	COLUMN NUMBER	MODEL	COLUMN NUMBER	MODEL	COLUMN NUMBER	MODEL	COLUMN NUMBER	MODEL	COLUMN NUMBER
23SF6BWAF	47	23SF10M-FM	49	23SF18W-FM	48	23T13CWF/MF/WF	47	23T35E	54	24T2/B	18
23SF6BWAFM	43	23SF10W-FM	49	23SF18WA-FM	48	23T15BR	48	23T37MG/MPG/WG	54	24T3BR	20
23SF6BWAFM	47	23SF11B/M/W	49	23SF18WZ-FM	48	23T15BRA	48	24C1B/M	22	24T3M	20
23SF6MA/MAFM	43	23SF11B-FM	49	23T2B/BZ/CH	38	23T15BRL	48	24K1/2/B	13	24T4/B	20
23SF6MAF/MAFM	47	23SF11M-FM	49	23T2M/W	38	23T15BRLA	48	24K3/W	13	24T5BG/MG	22
23SF6WA/WAFM	43	23SF11W-FM	49	23T4BR/BRA	37	23T16B/CW	48	24K4/B	15	24T6B/M	21
23SF6WAF/WAFM	47	23SF15M-FM	48	23T5B/BA	37	23T16BA/CWA	48	24K5/B	15	27K2/B	13
23SF7CWA	43	23SF15MA-FM	48	23T5BW/BWA	37	23T16M/W	48	24K7/B	15	27K3/B	13
23SF7CWAF	47	23SF15W-FM	48	23T5CW/CWA	37	23T16MA/WA	48	24K9/B	20	27K10M/W	48
23SF7CWAFM	43	23SF15WA-FM	48	23T5W/WA	37	23T17CHD	49	24K10/B	20	27K10MA/WA	48
23SF7CWAFM	47	23SF16CW-FM	48	23T5M/MA	37	23T17MG/WG	49	24K11/B	20	27K11M/W	48
23SF8WA/WAFM	43	23SF16CWA-FM	48	23T12BRF	47	23T25CHA	51	24K13B/M	22	27K11MA/WA	48
23SF8WAF/WAFM	47	23SF17W-FM	48	23T13B/BW	37	23T26MGA/WGA	51	24K14B/M	21	27K13CW/M/W	48
23SF10B/M/W	49	23SF17WA-FM	48	23T13BF/BWF	47	23T27BE/BR	50	24K18B/M	22	27K14M/W	48
23SF10B-FM	49	23SF17WZ-FM	48	23T13CW/M/W	37	23T28MG/MPG/WG	50				

CHASSIS INDEX

CHASSIS	COLUMN NUMBER	CHASSIS	COLUMN NUMBER	CHASSIS	COLUMN NUMBER	CHASSIS	COLUMN NUMBER	CHASSIS	COLUMN NUMBER	CHASSIS	COLUMN NUMBER
ADTS-581	48	KTS-579	47	RTS-448	45	TS-60	5	TS-502/07/24/Y	14	VTS-402/Y	14
ADTS-584	48	KTS-587/Y	55	RTS-502/Y	14	TS-67/A	11	TS-525/28/Y	15	VTS-410A/AY/Y	12
ADETS-584	48	LDETS-584/Y	48	RTS-525/Y	15	TS-74/-88	5	TS-530/Y/YD	20	VTS-418/Y	16
AHTS-584	48	LTS-430	33	RTS-544/Y	31	TS-89/94/95	1	TS-531/Y	19	VTS-423	24
ATS-570	43	LTS-570/Y	43	RTS-568/Y	38	TS-101	9	TS-533/Y Series	20	VTS-448	45
ATS-576	44	LTS-579Y	47	RTS-570Y	43	TS-114/A	1	TS-534/Y/YB Series/YE	20	VTS-449	46
ATS-579	47	LTS-586/Y	51	RTS-579Y	47	TS-115	1	TS-537/Y	22	VTS-450	45
CDTS-581/Y	48	MTS-537/Y	22	SDTS-585/Y	50	TS-118/A/B	1	TS-538/Y	21	VTS-502/Y	14
CDTS-584/Y	48	MTS-551	30	STS-435/Y	40	TS-119/A/B/C	9	TS-539/Y	21	VTS-505/Y	14
CETS-581/Y	48	MTS-570/Y	43	STS-436/Y	42	TS-119C1/D	9	TS-542/Y	26	VTS-518/Y	16
CETS-584/Y	48	MTS-579/Y	47	STS-448/Y	45	TS-172/A	1	TS-544/Y	26	VTS-530/Y	20
DADETS-584	48	NDTS-584	52	STS-544/Y	31	TS-174/A/B	1	TS-551	30	VTS-534/Y	20
DETS-581/Y	48	NDTS-589/Y	55	STS-569	39	TS-214/16	6	TS-551Y	30	VTS-538/Y	21
DETS-584/Y	48	NKTS-589/Y	55	STS-570/Y	43	TS-220	1	TS-552	29	VTS-539/Y	21
DQETS-584/Y	48	NTS-544	31	STS-582/Y	49	TS-221/A	1	TS-552Y	29	VTS-551	30
DTS-581/Y	48	NTS-586	51	STS-908/Y	56	TS-228/36/75	6	TS-553	30	VTS-556/Y	30
DTS-586/Y	51	PCDTS-584	48	TDETS-584	52	TS-292/A/AY/B/C/CY/Y	12	TS-553Y	30	VTS-569/Y	39
DTS-589Y/YA02	55	PDTS-585/Y	50	THS-1073	49	TS-307	6	TS-556/Y	30	VTS-570	43
DETS-584/Y	48	PFTS-585/Y	50	THS-1075	49	TS-314/A/B	6	TS-558/Y	35	VTS-579	47
DETS-585/Y	50	PKTS-584	52	THS-1076	6	TS-315/A/B	6	TS-561/Y	34	WDTS-584	52
ETS-584/Y	48	PKTS-589/Y	55	THS-1078	6	TS-324/A/B/Y	12	TS-564/Y	34	WKTS-584	52
FSTS-582/Y	49	PLTS-586/Y	51	THS-1079	6	TS-325/A/B	6	TS-567/Y	37	WTS-292/A/AY/B/BY/ C/CY/Y	12
FTS-582/Y	49	PTS-418	16	THS-1118	49	TS-326/A/B	6	TS-568/Y	38	WTS-410/Y	12
FTS-584/Y	48	PTS-502/Y	14	THS-4101	48	TS-351/A/B	6	TS-570/Y	43	WTS-423/Y	24
GTS-581/Y	48	PTS-537/Y	22	THS-4102	49	TS-395/-02/B	12	TS-574/Y	41	WTS-425/Y	24
GTS-584/Y	48	PTS-546/Y	28	TR-3/-4	30	TS-400A	12	TS-578/Y	49	WTS-435	40
HK-45	41	PTS-570/Y	43	TR-4A	29,30	TS-401	12	TS-579/Y	47	WTS-502/Y	14
HS-108	8	PTS-576	44	TR-5	34	TS-402/Y	14	TS-582/Y	49	WTS-518/Y	16
HS-137	8	PTS-579/Y	47	TR-6	34,35	TS-408A/Y	12	TS-587/Y	51	WTS-525/Y	15
HS-190	4	QDTS-589/Y	55	TR-8	38,39	TS-410A/AY	12	TS-602/Y	13	WTS-531/Y	19
HS-211	11	QETS-584/Y	48	TR-9	40	TS-418/Y	16	TS-603/Y	15	WTS-534/Y/YE	20
HS-234	5	QTS-430	33	TR-10	42	TS-421	16	TS-609/Y	18	WTS-537/Y	22
HS-253	1	QTS-436/Y	42	TR-89	30	TS-422/A/Y	23	TS-902 Series	17	WTS-538/Y	21
HS-261	1	QTS-448/Y	45	TR-89R/T	26	TS-423/A/Y	24	TS-908/Y	56	WTS-539/Y	21
HS-302	6	QTS-450/Y	45	TS-3	8	TS-425/Y	24	TS-912/Y	53	WTS-544/Y	19
HS-316	6	QTS-502/Y	14	TS-5/-7	8	TS-426/Y	25	TTS-423/Y	24	WTS-551	30
HS-316A	12	QTS-525/Y	15	TS-8	7	TS-427/Y	27	TTS-502/Y	14	WTS-551Y	30
HS-319	6	QTS-537/Y	22	TS-9/A/B/C/D	7	TS-428/Y	25	TTS-525/Y	15	WTS-552	29
HS-409	14	QTS-544	31	TS-9D1/E/E1	7	TS-430/Y	33	TTS-537/Y	22	WTS-553	30
HS-495	21	QTS-576Y	44	TS-14/A/B	4	TS-433/Y	36	TTS-539/Y	21	WTS-558	35
HS-602	26	QTS-579	47	TS-15/A/B/C/C1	7	TS-434	32	TTS-579/Y	47	WTS-561	34
HTS-584/Y	48	RCDTS-584	48	TS-16/A	10	TS-435/Y	40	VATS-570	43	WTS-564	34
KDTS-581	48	RTS-418	16	TS-23/A/B	4	TS-440/Y	36	VATS-579	47	WTS-568	38
KDTS-584	48	RTS-430	33	TS-30/A	10	TS-448/Y	45	VTS-292/A/AY/B/BY/ C/CY/Y	12	WTS-569	39
KETS-581	48	RTS-433/Y	36	TS-52	2	TS-449/Y	46				
KTS-570/Y	43	RTS-436	42	TS-53	3	TS-501A/B/C/Y	12				

PART NAME	1	2	3	4	5	6	7	8	9	10
Flyback	24K792753[1] Fly-33	24C791823	24K791974[66] Fly-32	24C790184 24A790184 Fly-32	24K792753/D 24K700588 Fly-33	24K712193[12] Fly-62	25C90052 Fly-1	25C90052 Fly-1	24C701636[21] Fly-29	24C790958 Fly-65
Yoke	See note 2 Y-18	24C791723	24K792756 Y-18	24C780542	See note 2 Y-18	See note 13 Y-35	24K485476/5 Y-3	24C90118 Y-3	See note 22 Y-6[37]	24D790815
Vertical Output	25B792168[3] 26S72	25K791804 26S51	25B798545A 26S77	25C790151 26S51	25B792168/D 26S72	25B702445 26S17	25K489134[18] 26S72[4]	25C90009 26S72[4]	25K701068 26S72[4]	25K792710 26S72
Vert. Blocking Oscillator	25K702800 25K710731 26A03	NOT USED	NOT USED	NOT USED	NOT USED	25K702429[15] 26A05	24B485416	25B90010 24A88	24K701069 25K701069 26A05	25B790914 26A05
Width Coil	24K700089[8] WC-22[9]	24B791170	24K700089 WC-22[9]	24B791170	24B700088[11] WC-22[9]	NOT USED	24B90119 24K790689 WC-11	24B90119 WC-11	24K701566[23] WC-22	24K792722 WC-19
Linearity	NOT USED	NOT USED	NOT USED	NOT USED	NOT USED	24A710751	24B470796 WC-14	24B470796 WC-14	NOT USED	24K792820 WC-18
Power	See note 6 26R24[4, 5]	NOT USED	NOT USED	NOT USED	NOT USED	25B600684[17] 24R09U	25C484095 25C484843 26R87	25C90026[20] 24R07	25C701127 25C701659 26R20	25C790863 25C790864 26R42
Filament	25B790140 26F60[4]	25B791793 26F64	25B791793 26F64	25B790140 26F60[4]	25B790140[114] 26F60[4]	25K712297 25B710921	NOT USED	NOT USED	NOT USED	25B792709
Focus Coil	24B700548 24C710661	24B791690	24B792581	24B780176	25B792169 25K700656	25B703304 24K711573	24B485467 24B484159	24B90031 FC-2	24K701020 24K702861	24B790905
Audio Output	25B790686[7] 24S51	25B790686 24S51	25B790686 24S51	25B790686[10] 24S51	25B790686 24S51	25B710925D[16] 24S50	25B489030 24S51	25B21175 24S51	25K701632 25K703068 24S51	25B790698 22S58
Choke	25B701075 26C41	NOT USED	NOT USED	NOT USED	NOT USED	25B701075 26C41	NOT USED	25B90014 26C43[4]	25B701075 26C41	25B790952 26C92[4]
Horizontal Oscillator	SEE RINGING COIL	SEE RINGING COIL	SEE RINGING COIL	SEE RINGING COIL	SEE RINGING COIL	SEE RINGING COIL	SEE RINGING COIL	24B470794 HS-1[4]	SEE RINGING COIL	25B790916
Horizontal Ringing Coil	24B790055 HS-5	24B790055 HS-5	24B790055 HS-5	24B790055 HS-5	24B790055 HS-5	24K701558 HS-5	24B780356[19] HS-6	NOT USED	24K701559 HS-5	24B790890
Antenna Input (Balun)	NOT USED	NOT USED	NOT USED	NOT USED	NOT USED	NOT USED	NOT USED	NOT USED	NOT USED	NOT USED
Video IF	1X792591 17-1062	24K791134 17-1062	24K791134 17-1062	24K791134 17-1062	24K792578 17-1063	24B702983	24B489071 24B780406 17-1064	24B90060 17-1004	24K701015	24B791590
Video IF	24B701343 17-1005	24K791433 17-1003	24K791433 17-1003	24K791433 17-1003	24B792586 17-1005	1V712105 1X712105 17-1063	24B489071 17-1064	24B90060 17-1004	24K701016 17-1063	24B790849 17-1004
Video IF	24K701344 17-1006	24K701344 24K702496 17-1006	24K701344 24K702496 17-1006	24K701344 24K702496 17-1006	24K792587 17-1006	1V712106 1X712106 17-1063	24B489071 17-1064	24B90060 17-1004	24K701016 17-1063	24B790849 17-1004
Video IF	1X703335 17-1062	24B792585 17-1063	24B792585 17-1063	24B792585 17-1063	24B792585 17-1063	24K712104	See note 48	24B90060 17-1004	24K701564 17-1063[51]	24B790852 17-1062
Ratio Det. or Quadrature	24B790125 17-1033[4]	24B790125 17-1033[4]	24B790125 17-1033[4]	24B790125 17-1033[4]	24B790125 17-1033[4]	24B702543 17-1033	See note 49	24B471340 17-1013[4]	24B790125 17-1033[4]	24B470316 17-1033
Trap	1X792736 20-1004	24A470159 17-3401	24A470159 17-3401	24A470159 17-3401	24B792735 20-1004	1X792736 20-1004	24B484077 20-1004	24K90061 19-1021	24B791592 19-1021	24B790851 17-3400
Trap	NOT USED	NOT USED	NOT USED	NOT USED	NOT USED	NOT USED	24K780402 20-1004	NOT USED	24B792735 20-1004	24B791592 19-1021
1st Sound IF	1X790341 17-3401	24A470159 17-3401	24A470159 17-3401	24A470159 17-3401	24A470159 17-3401	1X790341 17-3401	24K484082 24K780152 17-1004	24B9004 19-1021[51]	24K701849	24B790851 17-3400
2nd Sound IF	NOT USED	NOT USED	NOT USED	NOT USED	NOT USED	NOT USED	24B780319 17-1012	NOT USED	24A470159 17-3401	NOT USED
AM IF and FM IF	24B482863 24B482865 16-16758	24B482863 24B482865 16-6758	24B482863 24B482865 16-6758	24B482863 24B482865 16-6758	24B482863 24B482865 16-6758	24B482863 24C485553 16-6758	24B481874 24B489033 16-6758	24B471718 16-6758	24B482863 24B482865 16-6758	24B482863 24B482865 16-6758
AM IF and FM IF	24B690540 24B690541 16-3487	24B690540 24B690541 16-3487	24B690540 24B690541 16-3487	24B690540 24B690541 16-3487	24B690540 24B690541 16-3487	See note 46	See note 50	See note 52	See note 53	See note 53
Peaking	24K701017	24A79079 24A79285	24A79079 24A79285	24A79079 24A79285	24K792771	24B711413 19-3036	24K780388	24B90065 24K471304	24K701017	24K790853
Peaking	24K703073	24A792588 24K701651	24A792588 24K701651	24A792588 24K701651	24K792772 19-1002	24K703319 19-4500[47]	24K780386	24K90067 24K470783	24K701018	24K790854
Peaking	24K792772 19-1002	24K701652 24K792771	24K701652 24K792771	24K701652 24K792771	24A790579	24K710140 19-4201	24K484137	24K471302	24K701019	24K790855
Peaking	24A790579	24K792772 19-1002	24K792772 19-1002	24K792772 19-1002	24A792588	24K712102 19-3500[47]	24K484136	24K471303	NOT USED	24K790856
RF Choke	24K792577 19-1003	24K780128 19-1002	24K780128 19-1002	24K780128 19-1002	24K780128 19-1002	24K792577 19-1003	24A90064 19-3001	24A90064 19-3001	24K701130	24A791081 19-3001
Filament Choke	24K790145 19-3001	24K790145 19-3001	24K790145 19-3001	24K790145 19-3001	24K790145 19-3001	NOT USED	24A90064 19-3001		24A791081 19-3001	24A791081 19-3001

Service notes may be found at the end of the MOTOROLA section.

PART NAME	11	12	13	14	15	16	17	18	19	20
Flyback	24C792691 Fly-40	24K721301/C[24] Fly-63	24K731615 24K730547	24K730904[29] Fly-20	24C73161032 Fly-74	24K733106[35] Fly-64	24D734487	24K735868 Fly-74[38]	24K735844[39] Fly-57[85]	24K736488[41] Fly-121[65]
Yoke	24C792699 24K792714 Y-6[37]	See note 25 Y-35	24D731010	24K730633[30] Y-36	24D73323933 24K735873 Y-38	24K732710 Y-37	24D734997	24D735869 Y-16[37]	See note 40 Y-37	24D736978 24D736445 Y-45
Vertical Output	25K792710 26S72	25K721027G 26S17	25B730923 26S16	25K731058 25B730138 26S17	25B731015 25K721027 26S17	25B731015 25K721027 26S17	25B734976 26S75[36]	25B735740 26S52	25B731015 25K721027 26S17	25K736255 26S52
Vert. Blocking Oscillator	25B790914 26A05	25K702429K[28] 26A05[4, 14]	25B721871 26A05	25B730179/C 26A05	25K731565 25B730179 26A05	25K702429 25K710730 26A05	25K734746/7 26A05	25B730179 26A05	25B730179 26A05	25K736254 26A05
Width Coil	24K792722 WC-19	NOT USED	24B731090 WC-24	24B731090 WC-24	NOT USED	NOT USED	24B733751 WC-24	NOT USED	NOT USED	NOT USED
Linearity	24K792820 WC-18	24A710751	NOT USED	NOT USED	24A731609	NOT USED	NOT USED	24A731609	24A731609	24K731609
Power	25K792564[115] 26R92[4]	25B600684[17] 24R09U	NOT USED	NOT USED	NOT USED	NOT USED	25B733226A	NOT USED	NOT USED	25C738251
Filament	25B792709	25B711592[27] 21F08	25B730922	25B73013931 21F12[4]	25B733199[34] 21F12[4]	25K733190-F 21F08	NOT USED	NOT USED	NOT USED	25B736967 21F24[4, 45]
Focus Coil	24B792775	NOT USED	24C731008 FC-4[4]	24C731008 FC-4[4]	NOT USED	NOT USED	NOT USED	NOT USED	NOT USED	NOT USED
Audio Output	25B790698 22S58	25B710925D[26] 24S50	25K721878 25B721872 26S49	25K730140 24S50	25B733443 26S50	25B710925 25K720128 24S50	25K733208 24S52	25K730140 24S50	25K730140 24S50	25K736256/C/D 26S50
Choke	25B790952 26C92[4]	25B701075 26C41	NOT USED	25B730204 25B701075 26C41	NOT USED	NOT USED	25B734495A 25B734908 26C92	NOT USED	NOT USED	25B737467/B 26C44
Horizontal Oscillator	25B790916	SEE RINGING COIL	SEE RINGING COIL	SEE RINGING COIL	SEE RINGING COIL	SEE RINGING COIL	SEE RINGING COIL	SEE RINGING COIL	SEE RINGING COIL	SEE RINGING COIL
Horizontal Ringing Coil	24B790890	24K701558 24K721064 HS-5	24K721064 HS-5	24K701558 HS-5	1V732555 HS-5	24K701558 24K721064 HS-5	24K721065 HS-5	1V732556 HS-5	1V732556 HS-5	1V737757 1V736152 HS-5
Antenna Input (Balun)	NOT USED	24A790033 15-1082	24K730677 15-1082	NOT USED	24K730677 15-1082	NOT USED	24K730677 15-1082	24B735906	24B735906	24K730677 15-1082
Video IF	24K700104	24B702983 17-1001[4]	24B721869 17-4534	24B730392 17-4524[56]	24K733875 20-1049	24B702983 17-1001	24K732820 20-1049	24K733875 20-1049	24K733875 20-1049	24K736270 17-4522
Video IF	24B790849 17-1004	1V712105 17-1064	24B721953 17-5003	24B730614 17-5003	24B733484 17-5002[4]	1V712105 17-1063	24B721953 17-5003	24B735179 17-4535	24B735179 17-4535	24B736267 17-4522
Video IF	24B790849 17-1004	1V712106 17-1063	24B721951 17-5002	24B730615 17-5002	24B733485 17-5003[4]	1V712106 17-1063	24B732201 17-5002	24B735180 17-4536	24B735180 17-4536	24B736268 17-4523
Video IF	24B790852 17-1062	24K712104	24B721949 17-4524	24B730616 17-4524[51]	24B730616 17-4524[51]	1V712104				
Ratio Det. or Quadrature	24B790125 17-1033	24B702543 17-1033	24K730103 17-1033[4]	24B702543 17-1033	24B702543 17-1033	24B702543 17-1033	24C734459	24K735697 17-3497	24K735697 17-3497	24B736673 24K735697 17-3497
	24B790851 17-3400	1V792736 20-1004	1V792736 20-1004	1V730808 20-1004	1V730808 20-1004	24B792735 20-1004	24K731893 20-1049	1V730808 20-1004	1V730808 20-1004	24K737615 20-1004
Trap	24B791592 19-1021	1X792736 17-3401	NOT USED	NOT USED	NOT USED		See note 58			24B736966 20-1049
1st Sound IF	24B790851 17-3400	1V790341 17-3400	1V790341 17-3400	20-1005	24K703312 20-1004	1V790341 17-3401		24K735083 17-3402	24K735083 17-3402	24K737734 20-1004[4]
2nd Sound IF		1X790341 20-1004	1V790341 20-1004		24B733873 17-3402		1V733254 20-1004			24B733873 20-1005[62]
AM IF and FM IF	24B482863 16-6758[2]	24C485553 16-6758								
AM IF and FM IF	See note 53	24K485555 16-6770								
Peaking	24K790853	24B711413 19-3036	24R119838 19-3075	24R119850 19-3180	24R119850 19-3180	24R119854 19-3250	24R119847 19-3125	24K732807 19-4200	24K732807 19-4200	24R119889 19-1005
Peaking	24K790854	24K710140 19-4201	24R119855 19-3300	24R120588 19-4200	24R120588 19-4200	24B711413 19-6033	24R119855 24R119856 19-3300	24K732809 19-3250	24K732809 19-3250	24K736961 19-3125[47]
Peaking	24K790855	24K712101 19-3250[54]	24R120887 19-3125[55]	24R119854 19-3250	24R119854 19-3250	24K721271 19-3500[57]	24R121805 19-4200	24R121728 19-1005[60]	24R121728 19-1005[60]	24K736963 19-4400
Peaking	24K790856	24K712102 19-3500[47]	24R119869 19-3250[55]	24K721271 19-3500[57]	24K734187 19-5100	24K721912 19-3500[57]	See note 59	See note 61	See note 61	See note 63
RF Choke	24A791081 19-3001	24K792577 19-1003		24A730618 19-1001	24A733225 19-1005	24A733225 19-1005	24R119855 19-3300	24A733225 19-1005	24A733225 19-1005	24A733225 19-1005
Filament Choke	24A791081 19-3001		24A791081 19-3001	24K730391 19-1001	24K730391 19-1001	24K733210	24A721274 19-1000	24K730391 19-1001	24K730391 19-1001	24K730391 19-1001

Service notes may be found at the end of the MOTOROLA section.

MOTOROLA

PART NAME	21	22	23	24	25	26	27	28	29	30
Flyback	24K739284 24K741938 Fly-123[65]	24C739283[70] 24K741937 Fly-190	24D740660 See Note 87	24C740969[89] Fly-191	24K745702[74] Fly-192	24C744042[92] Fly-188	24K745364[93] Fly-189	24K746570[94] Fly-187	24K748397[95] Fly-185	24K748397[95] Fly-185
Yoke	24D739275 Y-54	24D739275 Y-54	24D740587 Y-16[37]	24D740942 Y-54	24D742835/D[91] Y-52	24K744322 24D744084 Y-54	24K746446 Y-54	24D746645 24K746911 Y-65	24D743765 24K744322 Y-54	24K747492/-W[98] 24K744322 Y-54
Vertical Output	25B738716 26S23	25B738716[116] 26S23	25B739898 26S52	25B741332/A[90] 26S30	25C742828[75] 26S08	25C743634/B 26S22	25K745059/J 26S22	25K746756 26S24	25K744974 26S22	25K744974 26S22
Vert. Blocking Oscillator	NOT USED	NOT USED	25B739866 26A05[88]	NOT USED	NOT USED	NOT USED	NOT USED	NOT USED	NOT USED	NOT USED
Width Coil	NOT USED	NOT USED	NOT USED	NOT USED	24C744936 24K745704	NOT USED	NOT USED	NOT USED	NOT USED	NOT USED
Linearity	NOT USED	NOT USED	NOT USED	NOT USED	NOT USED	NOT USED	NOT USED	NOT USED	NOT USED	NOT USED
Power	25K739569[68] 25D740793 26R56	NOT USED	NOT USED	NOT USED	NOT USED	25D743311[117] 26R51[4]	NOT USED	NOT USED	25K747177[96] 25D747177	25D745778 25C745626
Filament	NOT USED	NOT USED	NOT USED	NOT USED	NOT USED	NOT USED	NOT USED	NOT USED	NOT USED	25K749732[96] 21F08
Focus Coil	NOT USED	NOT USED	NOT USED	NOT USED	NOT USED	NOT USED	NOT USED	NOT USED	NOT USED	NOT USED
Audio Output	25B738847 25C738847 26S49	25B738848 25C738848 24S51	25B740238 22S45	25K740915[43] 24S48	25C743545 25B743545 24S51	24K743210[77] 24S51	25C746165 24S48	25K743210 25B738848 24S51	25K749146 24S64	25K743210[84] 24S51
Choke	25K738763 26C44	25K738763 26C44	25B740426 26C76	25K745052 25K740674 26C78	25K743041 26C44	25K743212-Y[78] 26C44	24K745919 25K745052 26C78	25K747167 26C78	25K749593 25K747849 26C78	25K746803[118] 26C92
Horizontal Oscillator	SEE RINGING COIL	SEE RINGING COIL	SEE RINGING COIL	SEE RINGING COIL	24B738797	SEE RINGING COIL	SEE RINGING COIL	SEE RINGING COIL	SEE RINGING COIL	24C746779 HS-7[4]
Horizontal Ringing Coil	1V739709 1V741946 HS-5	1V739709 1V741946 HS-5	25B738797	1V741308[71] HS-7	NOT USED	24B743426 HS-5	24K721065 HS-5	24K743426 HS-5	24K743426 HS-5	24K743426 HS-5
Antenna Input (Balun)	24B739909 15-1083	24B739909 15-1083	24B740286 15-1083	24B740572	24C744200 15-1082	24C744200 15-1082	24C744200 15-1082	24C744200 15-1082	25B747543	25B747543
Video IF	24B737850 17-4522	24B737850 17-4522		24B741341[72] 24C741340	24K744323	24K743453 17-4524	24K746440 17-4534	24K747586	24C747584 24K747585 17-4538	24C747584 24K747505 17-4538
Video IF	24B736267 17-4522	24B736267 17-4522	24B740285 17-5012	24B741339[72] 24K746844	24B740285 17-5012	24B743328 17-4524	24K746091 17-4522	24K747587 17-4522	24K747586	24K747586 24K747589
Video IF	24B736286 17-4523	24B736286 17-4523	24B740289 17-5013	24B742790[72] 17-4523	24K743317	24B743330 17-4524	24K745605 17-5004[79]	24D746754	24K747587 17-4522	24K747587 17-4522
Video IF	NOT USED	24C739289 24C736478	NOT USED	24C742101[72]	24K744416	24C743408	24K746504	24K747585 17-4538	24K747589	24K750722 14-4522
Ratio Det. or Quadrature	24B736673[86] 17-3497	24B738942 20-1004	24B740283 17-3499	24B741645 17-1031	24B740283 17-3499	24B743425	24K746490 24K745635	24K748031	24K748031	24K746490[100]
Trap	24B738942 24K739290 20-1004	24K738123	24B740282	24B736966 20-1049	24B740282	24K743363 17-4538[80]	24C736966	24K747583 17-4538	24K747583 17-4538	24K747583 17-4538
Trap	24B737848 20-1049	24K739290 20-1004	NOT USED	24K739290 20-1004	NOT USED	24K739290 20-1004	24B739290 20-1004	24K739290 20-1004	24K739290 20-1004	24K747585 17-4538
1st Sound IF	24K739630 17-3402	24B739304 17-3402	24B740282	24K740596[73] 20-1004	24B740282	24B743463	24K746552 17-3402	24B743463	24B743463	24K748906 17-3402
2nd Sound IF	24K739631 20-1004	24B738943 17-3495	NOT USED	24B741646[73] 17-3495	NOT USED	24B738943 17-3495[62]	24B741646 17-3495	24B738943 17-3495[62]	24B738943 17-3495[62]	24D751031[99] 24D747199 17-3495
AM IF and FM IF	NOT USED	NOT USED	NOT USED	NOT USED	NOT USED	NOT USED	NOT USED	NOT USED	NOT USED	NOT USED
AM IF and FM IF	NOT USED	NOT USED	NOT USED	NOT USED	NOT USED	NOT USED	NOT USED	NOT USED	NOT USED	NOT USED
Peaking	24C736006 19-3180	24A737829 19-1005	24K738804	24K740117 19-3300	24K745113 19-4201	24C736006 19-3180	24C736006 19-3180	24K746871 19-3300[54]	24K746871 19-3300[54]	24K740117 19-3300
Peaking	24K740513 19-3250[54]	24C736006 19-3180	24K738803 19-3250[57]	24C736006 19-3180	24K745114 19-3093[54]	24K744411 19-3180[54]	24K744411 19-3180[54]	24D736006 19-3180	24D736006 19-3180	24K740513 19-3250[54]
Peaking	24K740117 19-3300	24K740513 19-3250[54]	24B738801	24K736963 19-4400	24K745111 24K745110	24K744409 19-4400	24K740513 19-3250[54]	24K744411 19-3180[54]	24K744411 19-3180[54]	24R119889 19-1005
Peaking	24K740512 19-4840	see note 64	24K738802	24C736006 19-3180	24K738803 19-3250[57]	24K744410 19-4400	24K740117 19-3300	24K744410 19-4400	24K744410 19-4400	24K746772
RF Choke	24A733225 19-1005	24A733225 19-1005	24K740416 19-1005	24R119889 19-1005	24K740416 19-1005	24K791446 19-1005	24K733225 24K737733 19-1005	24B747171 19-1009	24B747171 19-1009	24K747171 19-1009
Filament Choke	24K730391 19-1001	24K730391 19-1001	24K730391 19-1001	24K730391 19-1001	24K791446 19-1005	24K743675 19-1001	24B743675 19-1001	24K743675 19-1001	24K743675 19-1001	24K743675 19-1001

Service notes may be found at the end of the MOTOROLA section.

PART NAME	31	32	33	34	35	36	37	38	39	40
Flyback	24K748397[95] Fly-185	24K751190[101] Fly-191	24K748396[103] Fly-189	24K748397[95] Fly-185	24K746570[109] Fly-187	24K752328[112] Fly-259	24K748397[95] Fly-185	24K754273/Z[111] Fly-189	24D65410A01 Fly-236	24D65410A02/-B Fly-241
Yoke	24D743765 24K744322 Y-54	24K747493 Y-54	24K747493 Y-54	24D743765 Y-54	24K751948 Y-65	24K752132/W 24D66516A05 Y-65	24K747492/-W Y-54	24D743765/AD Y-54	24K754300 24D65616A03B Y-70	24D65616A02 Y-65
Vertical Output	25K744974 26S22	25K745051 26S30	25K747597 26S22	25K744974 26S22	25K746756 26S24	25K753388[110] 26S23	25K744974/-W 26S22	25K744974 26S22	25K746756 25K746756-AK 26S24	25K754329AB 26S29
Vert. Blocking Oscillator	NOT USED	NOT USED	NOT USED	NOT USED	NOT USED	NOT USED	NOT USED	NOT USED	NOT USED	NOT USED
Width Coil	NOT USED	NOT USED	NOT USED	NOT USED	NOT USED	NOT USED	NOT USED	NOT USED	24K754299	NOT USED
Linearity	NOT USED	NOT USED	NOT USED	NOT USED	NOT USED	NOT USED	NOT USED	NOT USED	NOT USED	NOT USED
Power	25D745778	NOT USED	NOT USED	25K752869N[119] 26R51[4]	25K751795/N 24K749726	NOT USED	NOT USED	25K752869M 26R51[4]	25K754116/Y	25K751685-J
Filament	NOT USED	NOT USED	NOT USED	NOT USED	NOT USED	NOT USED	NOT USED	NOT USED	NOT USED	NOT USED
Focus Coil	NOT USED	NOT USED	NOT USED	NOT USED	NOT USED	NOT USED	NOT USED	NOT USED	NOT USED	NOT USED
Audio Output	25K749230[83] 24S64	25K751216 24S53	25K748245 24S48	25K749230/-Y 24S07	25K749146/-D 24S07	24K751989/AB 22S61	25K749665 26S46	25K749230-Y 24S07	25K749146D 24S07	25K754288AE
Choke	25K746803 26C92	25K751215 26C92	25K745919 26C78	25K751752/-AY 26C77	25K751796/AU 26C78	25K751797/AZ 26C78	25K751752 26C77	25K751752 26C77	25K751752AY 26C77	25K751797BA 26C78
Horizontal Oscillator	SEE RINGING COIL	SEE RINGING COIL	SEE RINGING COIL	SEE RINGING COIL	SEE RINGING COIL	24K754010 24K752065	SEE RINGING COIL	SEE RINGING COIL	SEE RINGING COIL	SEE RINGING COIL
Horizontal Ringing Coil	24K743426 HS-5	24K721065 HS-5	24K721065 HS-5	24K743426 HS-5	24K743426 HS-5	NOT USED	24C746779 HS-7	24K743426 HS-5	24C746779 HS-7[4]	24K754010 HS-7
Antenna Input (Balun)	25B747543	24B749398	24B747543	24B749398	24B749398	NOT USED	24C749398			
Video IF	25C747584 24K747505 20-1049	24K750637	24K747586	24K747586	24K747586	24C751956 24K754006	24K754084	24K747587 17-4522	24K747587 17-4522	24K754006
Video IF	24K747586	24K747587 17-4522	24K747878	24K747587 17-4522	24K747587 17-4522	24C751951[105] 17-4536	1V747587 17-4522	24K751248 17-4522	24K751248 17-4522	24K754008
Video IF	24K747587 17-4522	24K751248 17-4522	24K747587 17-4522	24K751248 17-4522	24K751248 17-4522	24C751953 17-4524	24K751248 17-4522	24K750722 17-4522	24K750722 17-4522	24C751953 17-4524
Video IF	24K747589	24K751250	24D746754	24K750722 17-4522	24K747588	24C751954 17-4524	24K750722 17-4522	24K747586	24K747586	24C751954 17-4524
Ratio Det. or Quadrature	24K748031	24K751880	24K748416	24K751492 24D752839 17-1031	24K751492 24D752839 17-1031	24D752138	24K751492 17-1031	24K751492 17-1031	24K751492 17-1031	24D752138
Trap	24K747583 17-4538	24K750578 17-4538	24C747584[104] 20-1049	24K750578[104] 17-4538	24K747583 17-4538	24C751955[105] 17-4538	24K754048 17-4538	24K754048 17-4538	24K754048 17-4538	24C65571A01
Trap		24K739290 20-1004	24K747583 17-4538	24K747585[104] 17-4538	24K747585[104] 17-4538	24D752139	24K747585 17-4538	24K747585 17-4538	24K747585 17-4538	
1st Sound IF	24B743463	24K751034 20-1005	24K746552 17-3402	24K751499 24K753093 20-1005	24K751499 24K753093 20-1005	24D752139	24C751034[97] 17-3402	24K754052 17-1026	24K754052 17-1026	
2nd Sound IF	24B738943 17-3495[62]	24K751251 17-3495	24B738943 17-3495[62]	24K753234[108] 24K752840 17-3495[62]	24K753234[108] 24K752840 17-3495[62]	24D752140	24D751031 17-3495	24K754051 17-3495	24K754051 17-3495	24D752140
AM IF and FM IF	NOT USED	NOT USED	NOT USED	NOT USED	NOT USED	NOT USED	NOT USED	NOT USED	NOT USED	NOT USED
AM IF and FM IF	NOT USED	NOT USED	NOT USED	NOT USED	NOT USED	NOT USED	NOT USED	NOT USED	NOT USED	NOT USED
Peaking	24K744411 19-3180[54]	24C749508 19-3500	24K740117 19-3300	24K749669 19-3330	24K749669 19-3330	24K751487 19-3500	24K754220 19-3100			24K751487 19-3500
Peaking	24D736006 19-3180	24K751253 19-3180[102]	24K746872 19-3500	24K752351 19-3275[106]	24K752351 19-3275[106]	24K753479 19-3250[54]	24K754297 19-3375			24K753479 19-3250[54]
Peaking	24K746871 19-3300[54]	24C749508 19-3500	24K740513 19-3250[54]	24C749508 19-3500	24C749508 19-3500	24K753305 19-4840[106]	24K749670 19-3250			24K754003
Peaking	24K744410 19-4400		24K748138 19-4160[55]	See Note 107	See Note 107	24K750835 24K754004 19-3100	24K754296 19-3500			24K750835 19-3100
RF Choke	24K747171 19-1009	24K743727 19-1009					24K750835 19-3100			24K753543
Filament Choke	24K743675 19-1001			24K743675 19-1001	24K743675 19-1001					

Service notes may be found at the end of the MOTOROLA section.

PART NAME	41	42	43	44	45	46	47	48	49	50
Flyback	24K754273[120] Fly 189	24D65410A05 Fly 238	24D65410A04 Fly 237	24D66258A01	24D66258A02/B	24D66258A05	24D66258A03 Fly 256	24D66258A08	24D66258A10/07 24D6598A08/10	24D66258A14/13
Yoke	24D743765/AE Y 54	24D65616A06 Y 65	24K754490 Y 54	24D65616A07 Y 66	24D65616A09 24D65616A06 Y 65	24D65616A11	24K754518 Y 54	24D6621A01[76] Y 67	24D65616A14 1V66504A30	24D66926A02/03
Vertical Output	25K744974/-AT 26S22	25D65840A01 26S24	25D65840A02/-A 26S22	25D65840A04 26S22	25D65840A07K 25D6584A05/06 26S29	25D65840A08	25D65840A02-1 26S22	25D65840A04[81] 26S22	25D65840A09/12 26S30	25D65840A15
Vert. Blocking Oscillator	NOT USED	NOT USED	NOT USED	NOT USED	NOT USED	NOT USED	NOT USED	NOT USED	NOT USED	NOT USED
Width Coil	NOT USED	NOT USED	NOT USED	NOT USED	NOT USED	NOT USED	NOT USED	NOT USED	24D65950A04/08 WC 22	NOT USED
Linearity	NOT USED	NOT USED	NOT USED	NOT USED	NOT USED	NOT USED	NOT USED	NOT USED	NOT USED	NOT USED
Power	25K752869 25D6563A01D 26R51[4]	25D65663A02-L 26R51[4]	25D65663A03 26R51[4]	25D65663A02 26R51[4]	25D65663A02R 26R51[4]	NOT USED	25065663A02T 26R51[4]	25D65663A02 26R51[4]	25D61622A02 22R94[4]	25D65663A14 25D66841A05
Filament	NOT USED	NOT USED	NOT USED	NOT USED	NOT USED	NOT USED	NOT USED	NOT USED	29D66001A03	NOT USED
Focus Coil	NOT USED	NOT USED	NOT USED	NOT USED	NOT USED	NOT USED	NOT USED	NOT USED	NOT USED	NOT USED
Audio Output	25C645449F[121] 24S04	25K754420AK 22S86[4]	25D65984A03[122] 24S06	25D65984A06 24S06	25D65984A05H 22S61	25D65984A11 22S86[4]	25C645449[42] 24S04	25D65984A06[13] 24S06	25D65984A11 22S86[4]	25D65984A14 25B61632A01 24S64
Choke	25K751752AY 26C77	25C65806A01A 26C78	25C65806A02B 26C78	26C65806A01 26C78	25C65806A03G 26C77	25C65806A05 26C78	25C65806A03 26C77	NOT USED	25C65806A06/08 26C81	25C65806A09 26C79
Horizontal Oscillator	SEE RINGING COIL	SEE RINGING COIL	SEE RINGING COIL	SEE RINGING COIL	24D65853A02 HS 7	24D65853A02 HS 7	24D65853A02 HS 7	24D65853A02 HS 7	24D65853A02 HS 7	24D65853A02 HS 7
Horizontal Ringing Coil	24K743426 HS 5	25C65853A01 HS 7[4]	25C65853A01 HS 7[4]	24C65853A01 HS 7[4]						
Antenna Input (Balun)				1P65119A17						
Video IF	25K74786	24K750637	24K750637	24D65666A07	24K747587 17-4522	24D66492A01	24K747587 17-4522	24K747587 17-4522	1V66507A31	1V66512A65
Video IF	24K747587 17-4522	24K747587 17-4522	24K747587 17-4522	24K747587 17-4522	24K751248 17-4522	1V66501A74	24K751248 17-4522	24K751248 17-4522	24D66492A01	24D66492A02
Video IF	24K751248 17-4522	24K751248 17-4522	24K751248 17-4522	24K751248 17-4522	1V66244A26	24D65666A15 17-4500	1V66244A26	1V66244A26	24C65939A04	24C65939A06
Video IF	24K750722 17-4522	1V65816A97	1V65816A97	1V66244A26	24D65666A07		24D65666A07	24C65939A03 24D65666A07	NOT USED	NOT USED
Ratio Det. or Quadrature	24K751492 17-1031	24D65948A01	24D65948A01	1V66099A99	1V66099A99	1V66501A76	1V66244A27	1V66244A27 1V66504A16	1V66507A11	1V66507A11
Trap	24K754048 24K747585 17-4538	24K754048 24K747585 17-4538	24K754048 24K747585 17-4538	24K754048 17-4538	24K754048 17-4538	24D65666A14 1V66501A77	24K754048 24K747585 17-4538	24K754048 24K747585 17-4538	NOT USED	
Trap	24K739290 20-1004	24D65666A05	24D65666A06	24D65666A06	24D65666A12	24D66491A01 17-4538	24D65666A12	1V66504A14	1V66501A77	
1st Sound IF	24K754052 17-1026	24D65950A02	24D65950A01	1V66241A47	1V66241A47	1V66501A75	1V66241A47	1V66504A15 1V65206A83	1V66507A10	1V66501A77
2nd Sound IF	24K754051 17-3495	24D65949A02 17-3495	24D65949A01	1V66241A48 17-3495	1V66241A48	NOT USED	1V66241A48	1V66241A48	NOT USED	1V66512A68
AM IF and FM IF	24D60419A01 16-6758	NOT USED	NOT USED	NOT USED	NOT USED	NOT USED	24D60419A01 16-6758	24C643901 16-6780	24D60419A03 16-6758	NOT USED
AM IF and FM IF	24D60419A02 16-6770	NOT USED	NOT USED	NOT USED	NOT USED	NOT USED	24D60419A02 16-6770	24K643902 16-6780	24D60419A05/07 16-6758	NOT USED
Peaking	24C749508 19-3500	24K749673 19-3375	24K749673 19-3375	24C65828A12 19-4201	24C65828A12 19-4201	24C65828A21 19-3275	24C65828A12 19-4201	24C65828A12 19-4201	24C65828A21 19-3275	24K749669 19-3330
Peaking	24K754220 19-3100	24C65828A07 19-3500	24C749508 19-3500	24K754220 19-3100[60]	24K754220 19-3100[60]	24K754360 19-3100	24K754220 19-3100[60]	24K754220 19-3100[60]	24K754360 19-3100	24K754360 19-3100
Peaking	24K752963 19-3250	24K752963 19-3250	24K752963 19-3250	24C65828A14 19-3250	24C65828A14 19-3250	24C65828A19 19-4160	24C65828A14 19-3250	25C65828A14 19-3250	24C65828A19 19-4160	24C65828A34 19-4950
Peaking	24K749668 19-1041	24K750835 19-3100	24K750835 19-3100	24C65828A11 19-4950	24C65828A15 19-3100	24K750836 24K750835 19-3100	24C65828A15 19-3100	24C65828A15 19-3100	24K750835 19-3100	24K750825 19-3100
RF Choke										
Filament Choke										

Service notes may be found at the end of the MOTOROLA section.

MOTOROLA

PART NAME	51	52	53	54	55	56
Flyback	24D66258A10	24D66258A15 24D66258A09	24D66876A03	24D66258A19	24D66258A18	24D66876A05/06 24D66876A04/02
Yoke	24D67237A01 24D66926A05	24D65616A17[124] 24D65616A10 Y 66	24D66872A01 Y 107	24D66926A08 Y 66	24D67461A01[127] 24D6741A03[126] Y 66[126]	24D67215A01
Vertical Output	25D65840A16 26S07[4]	25D65840A13[125] 26S22	25D66761A03	25D65840A13 26S22	25D65840A13 26S22	24D66761A02 26S86
Vert. Blocking Oscillator	NOT USED	NOT USED	NOT USED	NOT USED	NOT USED	NOT USED
Width Coil	NOT USED	24D65698A05	NOT USED	NOT USED	24D65698A05	24D65698A04
Linearity	NOT USED	NOT USED	NOT USED	24D65698A07 WC 14	NOT USED	24D65131A02 WC 23
Power	25C61622A02 25C61622A03 22R94[4]	25D65663A02 26R51[4]	NOT USED	NOT USED	25D67448A01 26R105[4]	25D66841A12 25D66841A11
Filament	NOT USED	NOT USED	25D66001A06 21F08	25D66001A04 21F21[4]	NOT USED	NOT USED
Focus Coil	NOT USED	NOT USED	NOT USED	NOT USED	NOT USED	NOT USED
Audio Output	25D65984A18/13 25B61632A01 24S64	25D65984A06 25D65984A04/10 24S06	25D65784A06 24S06	25D65984A19 25D65984A04 24S06	25D65984A10/04 24S06	25D65984A15 24S61
Choke	25C65806A08 26C81	NOT USED	25C65806A07 26C81	25C65806A11 26C44	NOT USED	25C65806A10 26C81
Horizontal Oscillator	24D65853A02 HS 7	24D65853A02 HS 7	24D65853A02 HS 7	24D65131A05 HS 7	24D65853A04 HS 7	24P65131A05 HS 7
Horizontal Ringing Coil						
Antenna Input (Balun)				24P65118A45	24C67284A01	
Video IF				24P65132A06	24P65131A78	24D66866A01 17-4524
Video IF	24K747587 17-4522	24K747587 17-4522	24P65131A09	24K747587 17-4522	24K747587 17-4522	24D65948A05
Video IF	24K751248 17-4522	24K751248 17-4522	24D65131A05 17-4523	24K751248 17-4522	24K751248 17-4522	24D65948A05
Video IF	24C65939A04	24C65939A03	24P65131A11 17-4522	24P65132A10	24C65939A06	24P65127A89
Ratio Det. or Quadrature	1V66507A11	1V66504A16	24P65131A04	24P65132A04	1V66507A11	24P65131A04 1V66507A11
Trap	NOT USED		24P65131A11 17-4522		1V66528A69	24P65127A98 24P65127A97 17-4538
Trap	1V66522A06	1V66504A14	24P65131A07		NOT USED	24P65127A99 20-1004
1st Sound IF	1V66522A06	1V66504A14	24P65127A91	24D65950A03	24D65950A16	24P65127A91 1V66507A65
2nd Sound IF	1V66522A45	1V66504A15	24P65131A14	24P65132A03	24P65131A80	24P65127A92 1V66520A82
AM IF and FM IF	24D60419A07 16-6758	NOT USED	NOT USED	NOT USED	NOT USED	24D60419A03 16-6758
AM IF and FM IF	24D60419A06 16-6770[79]	NOT USED	NOT USED	NOT USED	NOT USED	24D60419A05 16-6770
Peaking	24K749673 19-3375	24C65828A12 19-4201	24K750835 19-3100	24K749674 19-3180	24K759673 19-4400	24K750835 19-3100
Peaking	24C65828A38 19-3100	24K754220 19-3100[60]	24D67324A03 19-3075	24D67324A21 19-3100	24D67324A20 19-3150	24C65828A24/23 19-3125
Peaking	24C65828A36 19-3075	24C65828A15 19-3100	24C65828A41 19-3250	24C749508 19-3500	24C749508 19-3500	24C65828A28 19-3150
Peaking		24C65828A14 19-3250	24C65828A14 19-3250	24D67324A20 19-3150	24C749508 19-3500	24K752324 19-3150
RF Choke						
Filament Choke						

SERVICE NOTES

1 24K701099, 24C701134, 24C710636 also replaced by Fly 33.
2 24K700694/714/778/776/774, 24C792171/506, 24C700050, 24K792173/508, 24K701139/136/141/138/142, 24K702039 all replaced by Y 18.
3 25K701619, 25K701143 also replaced by 26S72.
4 Mounting difference.
5 Use high current filament windings and high secondary tap.
6 25K700882, 25C701025, 25C700169/161, 25C710658/656/659/657 all replaced by 26R24[4,5].
25B600684 used in chassis HS 253 replaced by 26R09U.
7 25B600969 used in chassis HS 253 replaced by 26S48 ; 25B690805 used in HS 234 - no replacement.
8 24K701349, 24B700088 replaced by WC 22[9].
9 Remount thru chassis or use original slug.
10 25B690805 used in chassis HS 190/A/178 - no replacement.
11 24B79110 used in a few models - no replacement.
12 24K702975, 24K711937 replaced by Fly 62, 24C711265/A, 24K711266 used in chassis TS 314/A/13, TS 315/A/B, TS 214/228/325A/326A/216/275 replaced by Fly 63.
13 24K711585/581/587/583/584/268, 24C702655, 24K703262, 24C711236/217, 24C703260/B all replaced by Y 35.
14 Connect as autoformer.
15 25K710730, 25K702429J, 25K732800 replaced by 26A05.
16 25K710060 replaced by 24S50, 25B600969 used in radio chassis HS 302 replaced by 26S48, 25B502142 used in radio chassis HS 319 replaced by 26S49.
17 Radio chassis HS 302, 319.
18 25B790015 used in chassis TS 9E/9E1/15A/B/C/C1 replaced by 26S77.
19 24B790055 and 24B48078 used in chassis TS 9A/B/C/D/E/E1, TS 15/A/B/C/C1 replaced by HS 5.
20 25C90025 replaced by 26R84.
21 24C701552, 24C711652 replaced by Fly 29.
22 24C701609/611/600/612/601,24K703239/240,24K701610, 24K702040 replaced by Y 6.
23 24B710098, 24B701565 used in some models - no replacement.
24 24C721290/C, 24K730692, 24K722126, 24C711265 replaced by Fly 63.
25 24K720155, 24K721831, 24C702655, 24C703260, 24C702958, 24C720154 replaced by Y 35, 24C733411 used in chassis WTS 410/Y replaced by Y 37.
26 25B710925, 24K720128/168 replaced by 24S50, 25B502142 used in radio chassis 319 replaced by 26S49.
27 25K720050, 25K720048 replaced by 21F08, 25B720749 used in early chassis TS 501A/B/324/A/B/292/A/B/408/A replaced by 21F12[4], 25K712297 used in a few chassis - no replacement.
28 25K702429/A, 25K710730 replaced by 26A05.
29 24K730902, 24K732746/747, 24K730903 all replaced by Fly 20.
30 24C730632/634 replaced by Y 36, 24K732710/711 replaced by Y 37.
31 25B733199, 25K731268 replaced by 21F12[4].
32 24K732584, 24K733407 replaced by Fly 74, 24K735859 used in late 525 chassis series - no replacement.
33 24K732711 used in chassis 525 series replaced by Y 37.
34 25K734638B replaced by 21F25[4].

CONTINUED NEXT PAGE

35 24C736084,24K733646 used in chassis TS-418/421 (code C-01, C-02) replaced by Fly-64.
36 Use 15:1 turns ratio.
37 Use original yoke network - use original centering device and connect as original, for 24D740587 - Jumper Pins #1 and #4.
38 Original terminals - 6 - 4 - 3 - 1
new terminals - 6 - 5 - 4 - 1, 2 or 3 (select tap for best results)
39 24K736082 used in chassis TS/WTS-531/Y (late production) - no replacement.
40 24K732711/710, 24C733436/411, 24C735763 replaced by Y-37.
41 24C736487, 24K738699 used in some models replaced by Fly-162. For High Voltage Coil replacement only - use Fly-135.
42 25C60394A02 replaced by 22S88.
43 25B742649 used in TS-425/Y replaced by 24S53.
45 Parallel all secondaries.
46 24K485555 replaced by 16-6770, 24B482865 replaced by 16-6758, 24B690540 replaced by 16-3487, 24B690541 replaced by 16-3487, 24B690542 replaced by 17-3488.
47 Parallel with 6.8K resistor.
48 24B780394 replaced by 17-1004, 24B780390 replaced by 17-1062, 24K780398 replaced by 17-1062, 24K489071 replaced by 17-1063.
49 24B484084 replaced by 17-1043, 24B471340 replaced by 17-1013.
50 24B489056 replaced by 17-1011, 24B780319 replaced by 17-1012.
51 Mount in original can.
52 24B471720 replaced by 17-3495, 24B471670 replaced by 17-3495, 24B471672 replaced by 17-3495, 24B471722 replaced by 17-3497.
53 24B690540 replaced by 16-3487, 24B690541 replaced by 16-3487 24B690542 replaced by 17-3488.
54 Parallel with 5.6K resistor.
55 Parallel with 15K resistor.
56 Use winding with 56K shunt resistor.
57 Parallel with 10 K resistor.
58 24B731883 replaced by 20-1004, 1V732586 replaced by 17-6016, 24C734483 replaced by 17-6012, 24B732205 replaced by 17-6015.
59 24B732672 replaced by 19-4950, 24K733200 replaced by 19-5101.
60 Parallel with 8.2K resistor.
61 24K732808 replaced by 19-3250 and a 10K resistor, 24K732806 replaced by 19-3180, 24K734187 replaced by 19-5100 and 1.2K resistor.
62 Remove cap, across coil.
63 24K736496 replaced by 19-4950 and a 1.8K resistor, 24R121728 replaced by 19-1005 and a 8.2K resistor.
64 24K740117 replaced by 19-3300, 24K740512 replaced by 19-4840.
65 To replace secondary (high voltage) coil only - use Fly-135.
66 24C792596D used in some models of TS-53 replaced by Fly-33.
67 25C738251 used in TS-533C-03 - no replacement.
68 25D740793, 25D740084 used in TS/TTS/VTS/WTS539/Y - no replacement.
69 24D66258A04/06/09 used in some models - no replacement.
70 Complete Flyback 24C739283 replaced by Fly 190
Primary winding only 24B739281 - no replacement.
Secondary winding only 24K737218 - replaced by Fly 135.
Chassis TS-537 Production change B-00 uses the following:
Complete Flyback 24K731937 replaced by Fly 190.
Primary winding only 24K741941 - no replacement.
Secondary winding only 24K737218 - replaced by Fly 135.
Chassis PTS-53/B-04 uses the following:
Complete Flyback 24K743872 - no replacement.
Primary winding only 24K741941 - no replacement.
Secondary winding only 24K743536 - replaced by Fly-135.
Chassis MTS-537-00 uses the following:
Complete Flyback 24K746072 - no replacement.
Primary winding only 24K745281 - no replacement.
Secondary winding only 24K746475 - no replacement.
71 1V742677 used in chassis TS-425/Y replaced by WC-30.
72 24C743768 and 24C743767 replaced by 17-5004 (add resistor and capacitor externally), 24K743769 replaced by 17-4534, 24B742789 replaced by 17-4522.
73 24K746552 replaced by 17-3402, 24B742768 replaced by 17-3402.
74 Complete Flyback 24K745702 replaced by Fly-192.
Primary winding only 24K745703 - no replacement.
Secondary winding only 24C744286 - no replacement.
Chassis TS-426, alternate code A-02-1 with red dot.
Complete Flyback 24C744406 - replaced by Fly-192.
Primary winding only 24C744287 - no replacement.
Secondary winding only 24C744286 - no replacement.
Chassis TS-428/Y uses the following:
Complete Flyback 24C745536 - no replacement.
Primary winding only 24K745533 - no replacement.
Secondary winding only 24K745531 - no replacement.
75 25K744697 used in chassis TS-428/Y replaced by 26S23.
76 24D65616A10R replaced by Y-66, 24D65616A15/A16 - no replacement.
77 25K743211 used in chassis TS-544/Y replaced by 26S49.
78 24K743212 used as alternate replaced by 26C44.
79 Add capacitor and resistor externally.
80 Shorten coil form to desired length..
81 25D65840A10/A13 replaced by 26S22, 25D65840A14 used in a few chassis of TS-584 - no replacement.
83 25K743211 used in chassis coded "A" replaced by 26S49.
84 25K743211 used in models A21K106B/M, A21T60BG/CH/MG, Y/21K107B/M replaced by 26S49, 25K749665 replaced by 26S46, 25K749230 replaced by 24S64.
85 Do not use terminal #2. Use integrated centering device Pot instead of 18 ohm resistor in original circuit.
86 24K735697, 24B742247 used in some models also replaced by 17-3497.
87 Complete Flyback 24D740660 - no replacement.
Primary winding only 24C740135 - replaced by Fly-194.
Secondary winding only 24C740136 - replaced by Fly-195.
88 Use original channel frame.
89 Complete Flyback 24C740969 replaced by Fly-191.
Primary winding only 24C740912 - no replacement.
Secondary winding only 24B740941 - replaced by Fly-193.
Chassis TS-425/Y uses the following:
Complete Flyback - 24C742676 replaced by Fly-191.
Primary winding only 24C742674 - no replacement.
Secondary winding only 24C742047 - replaced by Fly-193.
90 24K745051 used in chassis TS-425/Y (code A-11) replaced by 26S30.
91 24K745101 used in chassis TS-428/Y - replaced by Y-54.
92 Complete Flyback 24C744042 replaced by Fly-188.
Primary winding only 24C744044 - no replacement.
Secondary winding only 24C744043 - replaced by Fly-186.
93 Complete Flyback 24K745364 replaced by Fly-189.
Primary winding only 24K745281 - no replacement.
Secondary winding only 24K745282 - no replacement.
Production change TS-427B-00 uses the following:
Complete Flyback 24K750517 - no replacement.
Primary winding only 24K745281 - no replacement.
Secondary winding only 24K745282 - no replacement.
94 Complete Flyback 24K746570 replaced by Fly-187.
Primary winding only 24K746571 - no replacement.
Secondary winding only 24K745108 replaced by Fly-186.
Production change B-00 uses the following:
Complete Flyback 24D748052 - no replacement.
Primary - Secondary Assembly - 24D750252 - no replacement.
95 Complete Fly Flyback 24K748397/-W replaced by Fly-185.
Primary winding only 24K748398 - no replacement.
Secondary winding only 24K745108 - replaced by Fly-186.
96 25D748820 used in remote control TR-3/-4/-4A replaced by 21F41[4].
97 24K754214 replaced by 17-3402.
98 24D743765 also replaced by Y-54.
99 24C751034 replaced by 17-3402.
100 24K751492 replaced by 17-1031.
101 Complete Flyback 24K751190 replaced by Fly-191.
Primary winding only 24C742674 - no replacement.
Secondary winding only 24C742047 - replaced by Fly-193.
102 Parallel with 27K resistor.
103 Complete Flyback 24K748396 - replaced by Fly-189.
Primary winding only 24K745281 - no replacement.
Secondary winding 24K748299 - no replacement.
Production change B-00 uses the following:
Complete Flyback 24K750664 - no replacement.
Primary winding only 24K745281 - no replacement.
Secondary winding only 24K751008 - no replacement.
104 24K739290 - replaced by 20-1004.
105 24K754007 replaced by 17-4538[4]. 24K754008 - no replacement.
106 Parallel with 3.3K resistor.
107 24K752352 replaced by 19-1050[60], 24K750835 replaced by 19-3100, 24K749673 replaced by 19-3375, 24K752963 replaced by 19-3250.
108 24K753397 and 24K751498 also used in some models replaced by 17-3495.
109 Complete Flyback 24K746570 replaced by Fly-187.
Primary winding only 24K746571 - no replacement.
Secondary winding only 24C744043 replaced by Fly-186.
110 25K746756 and 25K754067 used in chassis TS-433/Y. Production D-1 and RST-433/Y replaced by 26S24.
111 24K745108 High Voltage Coil replaced by Fly-186.
112 Complete Flyback 24K752328 - replaced by Fly-259.
Primary and Secondary Assembly 24K751812 - no replacement.
Complete Flyback 24K754488 - replaced by Fly 259.
113 25D65984A10 replaced by 24S04[4], 25D65984A04, 25B60941A01, 25B61635A01 - no replacement, 25B61632A01 replaced by 22S86[4], 25C60329A03 replaced by 22S88.
114 24B791793 and 25B700137 used in some models replaced by 26F64.
115 25C790863, 25C790864 used in chassis TS-16/A, TS-30/A replaced by 26R42.
116 Production change on Mo del MTS-537C-00 uses 25C743634 replaced by 26S22.
117 25C638852 used in Phono Amp. Ch. HS-602 replaced by 22R30[4]. 25C745626 and 25D745778 used in a few models - no replacement.
118 25K751752 used in Model Y/21K123B/M, Y/21T64B/M/W, Y/21T1BR replaced by 26C77.
119 25K752106 replaced by 26R112[4], 25D745778 replaced by 26R118[4], 25K751685, 24K749726 used in some models - no replacement.
120 24K748397/W used in some models of TS-574/Y - See Note 95.
121 25C60394A02 used in Bass Channel Amp. HS-874 replaced by22S88.
122 25B65984A03, 25D65984A06 replaced by 24S06, 25D65984A02 used in Chassis Series 570, Run A-00 - no replacement.
123 25C60329A01 replaced by 22S86[4], 25B60373A01, 25B60941A03 replaced by 22S86, 25D66970A01, 25B60941A01 - no replacement, 25C60329A03 replaced by 22S88, 25D65984A12 replaced by 22S64.
124 24D6662A01 used in chassis TDETS-584/Y replaced by Y-67.
125 25D65840A14 used in chassis TDETS-584/Y - no replacement.
126 Connect same as original - use original leads.
127 24D67461A02/04 used in 23" models - no replacement.

MUNTZ

PARTS LIST

USE THIS PAGE if PART NUMBER is available.

MFR'S. PART	REPLACEMENT
LC-38	19-4180
LC-41	19-4400
LC-42	Y 3
LC-43	19-1003
LC-44	19-4250
LC-45	FC 1
LC-46	Y 3
LC-47	26C88
LC-48	Y 5
LC-51	Y 5
LC-0015	Y 88[20]
LC-0038B	19-4180
LC-0039	HS 9
LC-0041-B	19-4400
LC-0044B	19-4250
LC-0045	FC 1
LC-0046	Y 3
LC-0048	Y 5
LC-0050	FC 2
LC-0051	Y 5
LC-0052,A	FC 2
LC-0053	Y 5
LC-0054-1	19-1000
LC-0056	Y 5
LC-0057-2	19-3093
LC-0057-3	19-3660[14]
LC-0057-4	19-3250[16]
LC-0057-5	19-3180
LC-0057-6	19-4250
LC-0057-7	19-4400
LC-0057-8	19-3660
LC-0057-9	19-3300[17]
LC-0057-10	19-3100
LC-0057-11	19-4400[16]
LC-0057-12	19-3500
LC-0058,-1	Y 7
LC-0058-2	Y 7

MFR'S. PART	REPLACEMENT
LC-0059,-1	26C41[3]
LC-0060	Y 7
LC-0061	Y 14[6]
LC-0061-1	
LC-0062	20-1004
LC-0068	
LC-0073	19-3125
LC-0074	19-3250[16]
LC-0075	19-3500
LC-0076	19-1001
LC-0079	19-1007
LC-0080	19-1000
LC-0081	26C77
LC-0082	Y 11[6]
LC-0085-1	Y 44
LC-0085-2	Y 44
LC-0087	17-4534
LC-0089	
LC-0090	
LC-0091	19-1008
LC-0095-1	17-3402[15]
LC-0096	20-1004
LC-0097	19-1050
LC-0098	19-1005
LC-0099	Y 11[6]
LC-0100-2	26C81
LC-0100-3	26C81
LC-0100-4	26C81
LC-0101-1	19-3125
LC-0101-2	19-3250[16]
LC-0101-4	19-3180
LC-0102	17-4534
LC-0103	17-4522
LC-0104	17-4523
LC-0105	17-3403
LC-0106	Y 52[19]
LC-0107	20-1007

MFR'S. PART	REPLACEMENT
LC-0117	20-1049
LC-0118	17-4536
LC-0119	17-4523
LC-0120	17-4523
LC-0121	
LC-0122	
LC-0123	20-1049
LC-0124	
LC-9106	19-3300
LC-9121-2	26C81
LC-9127	Y 107
LC-9128	
LC-9129	19-3375
LC-9131	19-4073
LI-40	17-1063
LI-41	17-1063
LI-42	17-1064
LI-44	17-1033
LI-0040	17-1063
LI-0040A	17-1064
LI-0041	17-1063
LI-0041A	17-1064
LI-0042	17-1064
LI-0042A	17-1063
LI-0044	17-1033
LI-0045	19-1021
LI-0046	17-1033
LI-0046B	17-1033
LI-0050	17-4504
LI-0051	17-5001
LI-0052	17-5001
LI-0053	17-4531
LI-0057	16-3445
LI-0058	20-1005
LI-0059	
LI-8001	
LI-8002	16-6758

MFR'S. PART	REPLACEMENT
LI-8006	
LI-9001	16-6758
LI-9002	16-3487
LI-9003	16-3487
LO-33	17-3402
LO-34	20-1021
LO-36A	20-1020
LO-0035B	HS 9
LO-0036A	20-1020
LO-0038,-1	17-3402[15]
LO-0039	HS 9
LO-0059	17-3401
LO-0076	17-3455
LO-0077	HS 5
LO-0077-1	
LR-18	WC 11
LR-19	WC 14
LR-0019	WC 18
LR-0020	19-1003
LR-0034	WC 17[4]
SK-0022	24S50A[3]
TA-8006	24S07
TA-8008	24S14
TA-8009	22S45
TO-15	26S49
TO-16	26S78
TO-17A	Fly 1
TO-18	26S51
TO-19	26S49
TO-20	Fly 1
TO-21	Fly 1
TO-174	Fly 1
TO-0015	26S49
TO-0016A	26S78
TO-0017A	Fly 1
TO-0018B	26S52

MFR'S. PART	REPLACEMENT
TO-0019	26S49
TO-0020	Fly 151
TO-0021	Fly 151
TO-0022A	26A03
TO-0023C	26S52
TO-0024	Fly 151
TO-0027	26S52[3]
TO-0028	Fly 67
TO-0029	Fly 67
TO-0031,-2	Fly 12M
TO-0032	26S52[3]
TO-0033	24S50
TO-0034	26S52
TO-0034,-2	26S52
TO-0035,-3	26A03
TO-0036	Fly 56
TO-0036-2	Fly 56
TO-0037	24S86[3,8]
TO-0038	26A03
TO-0039	Fly 152
TO-0040	
TO-0045	26S09
TO-0048	
TO-0049	
TO-0049-1	26S49
TO-0049-2	26S49
TO-0049-3	26S48
TO-0050	Fly 152[18]
TO-0051	26S10
TO-0051-1	26S10
TO-0052	
TO-0054	Fly 198
TO-0055	Fly 198
TO-0056	
TO-0060	Fly 240
TO-0061	

MFR'S. PART	REPLACEMENT
TO-0062	26S50
TO-9001	24S51
TO-9103	26S86
TO-9104	
TO-9105	24S06
TP-15/C/14	26R95
TP-16	26R21
TP-17	26R21
TP-0015C	26R95
TP-0018	26R20
TP-0019	26R98
TP-0020	26R98
TP-0027	
TP-0031	
TP-0034/-1	
TP-0037	26R118
TP-9191	26R150
B-1,531	WC 20
B-1,553-1	WC 20
B-1,549	HS 3
C-1,476	17-1063
C-1,522-3	
C-1,522-4	
C-1,528-1	17-3497
C-1,529-2	17-3402
C-9,225-3C	26S48
C-9,228-5	26S51
C-9,230-4	26S51
C-9,230-4	26A03
C-9,234-4	FC 2
C-9,237-3	26C93
C-9,253-1	
C-9,253-2	
C-9,254-3	Y 7
D-1,553-1	WC 20
D-9,252	26R92

MODEL INDEX

MODEL	COLUMN NUMBER
E23RCB/RCM	15
E23RCW	15
M30	1
M31	1
M31	3
M31R	2
M31R	3
M32	1
M32	3
M32R	3
M33/34	3
M41/42	4
M46/49	4
M158	2
M159/-A/-B	2
M169	2
17PD	12
17PD82	12
17PL	15
17PS	12
17PS82	12
19PD	15
19PS	15
19PSA	15
19PSX	15
21CB/CM/CW	13
21CB82	13
21CM82	13

MODEL	COLUMN NUMBER
21CP-1B,M	15
21CP-2B,M	15
21CP-3B,M	15
21CP-4B,M,W	15
21CS	14
21CS82	14
21CW82	13
21LBB/LBM/LBW	13
21LBB82	13
21LBM82	13
21LBW82	13
21LTS	14
21TB/TM/TW	13
21TB82	13
21TM82	13
21TS	14
21TS82	14
21TW82	13
23CAB/CAM/CAW	15
23CB	15
23CDM/CDW	15
23CM	15
23CP1B/M/W	15
23CP2B/M/W	15
23CP3B/M/W	15
23CP4B/M/W	15
23Cp5B/M/W	15

MODEL	COLUMN NUMBER
23CP8B/M/W	15
23CP10B/M/W	15
23CSM	15
23CW	15
23EAX	15
23LBAMAP	15
23LBAM/LBAW	15
23LBB/LBM/LBW	15
23LM/LMAP	15
23LTS	15
23LW	15
23TB/TM/TW	15
24CB/CM/CW	13
24CB82	13
24CM82	13
24CW82	13
24LTS	14
24TB/TM	13
24TB/TM/TW	13
24TB82	13
24TM82	13
24TS	14
24TS82	14
24TW82	13
317T1	5
317T2	5
321C1/D1	5

MODEL	COLUMN NUMBER
321T1/2	5
321T3	5
321T4	5
321T5	5
324C1/T1	6
324T2/3/4	6
327C1/2/3	6
327D1/2/3	6
327P1/2	6
327T1/2/3/4	6
421C1/2	7
421T1/N	7
421T2	7
521ST1/2	7
621C/T/TS	9
621-9C/-9T	8
624C/T/TS/TW	8
627C/TS	8
721CBD/82	10
721CBS/82	10
721CEA/82	10
721CMD/82	10
721CMS/82	10
721CPB/82	10
721CPM/82	10
721CW/82	10
721LTS-B/82	10

MODEL	COLUMN NUMBER
721LTS-M/82	10
721TB/82	10
721TM/82	10
721TS/82	10
721TSP-BK/82	10
721TSP-BL/82	10
721TSP-RD/82	10
721TSP-WH/82	10
821 Series	8
824 Series	8
827 Series	8
1411M/W	18
1511M/W	18
1512M/W	18
1750/51/52	4
2053	4
2053A	5
2054	4
2054A	5
2055	4
2055	5
2055A/AU/B	5
2056	4
2056A	5
2060	11
2066	5
2158A	5

MODEL	COLUMN NUMBER
2159A	5
2162A	5
2457A	5
2461A	5
2763/4/5/A	6
3210	17
3211M	17
3310M	17
3311B/M	17
3410MAP	17
3411M/MAP/W	17
3515	17
3519B/M	17
3520/B/W	17
3521W	17
3522	17
3523EA	17
3525B/M/W	17
4310B/M/W	17
7210	17
7210 Series	16
7310 Series	16
7310B/M/W	17
7410 Series	16
7410M/MAP/W	17
7510 Series	16
7510CH/M/W	17

CHASSIS INDEX

CHASSIS	COLUMN NUMBER
AS-5001	17
AS-8028	17
AS-8041	17
AS-8042/-1	17
AS-8043	17
AS-8047	17
AS-8050	17
C18A01	18
T37AA09/U	15

CHASSIS	COLUMN NUMBER
T37AA11/U	15
T37AB09/U	15
T37AC09/U	15
T37L04U	13
T37L05	13
T37L06/07/07U	15
T37M04U	12
T37M05	12
T37P04U	13

CHASSIS	COLUMN NUMBER
T37P05	13
T37Q04U	14
T37Q05	14
T37R04U	14
T37R05	14
T37S04U	14
T37S05	14
T37T06	15
T37T07/U	15

CHASSIS	COLUMN NUMBER
T37V09/U	15
T37V11/U	15
T37W09/U	15
T37W11/U	15
T37X09/U	15
T37X11/U	15
T37Y09/U	15
T37Y11/U	15
T37Z10	15

CHASSIS	COLUMN NUMBER
T68H28	16
T37004U	12
T37005	12
7H2M	15
8FM34	1,2
16A1/2/3	1
17A2	3
17A3/A	4

CHASSIS	COLUMN NUMBER
17A4	3
17A7	4
17B1/2/3/4/5/6/8	5
37A2/4	5
37B4	5
37C4	5
39A4/B4/C4	6
47A4A/B/C	7

Service notes may be found at the end of the MUNTZ section.

MUNTZ

PART NAME	1	2	3	4	5	6	7	8	9	10
Flyback	TO20/21 Fly-1	TO-17/A/14 TO-0017A Fly-1	TO-0020/21/24 Fly-151	TO-0028/29 Fly-67	TO-0031/-2 Fly-12M	TO-0036/-2 Fly-56	TO-0039 Fly-152	TO-0050 Fly-152[18]	TO-0050 Fly-152[18]	TO-0050[11] Fly-152[18]
Yoke	LC-46[1] Y-3	LC-46/42 LC-0046 Y-3	LC-0048/51 Y-5	LC-0056/53 Y-5	LC-0058/-1/-2 LC-0060 Y-7	LC-0061[7] Y-14[6]	LC-0082 Y-11[6]	LC-0085-1 Y-44	LC-0082/99 Y-11[6]	LC-0082/99 Y-11[6]
Vertical Output	TO-18 26S51	TO-16/0016A 26S78	TO-0018B TO-0023C 26S52	TO-0027/32 26S52[3]	TO-0034/-2 26S52	TO-0037 24S86[3,8]	TO-0040	TO-0051 26S10	TO-0051[10] 26S10	TO-0045[12] 26S09
Vert. Blocking Oscillator	NOT USED	NOT USED	TO-0022A 26A03	TO-0022A 26A03	TO-0035/-3 TO-0038 26A03	TO-0035/-3 TO-0038 26A03	TO-0040	TO-0051 26S10	TO-0051[10] 26S10	TO-0045[12] 26S09
Width Coil	LR-18 WC-11	LR-18 WC-11	NOT USED	NOT USED	NOT USED	NOT USED	NOT USED	NOT USED	NOT USED	NOT USED
Linearity	LR-19 WC-14	LR-19 WC-14	LR-0019 WC-18	LR-0019 WC-18	LR-0034 WC-17[4]	LR-0034 WC-17[4]	NOT USED	NOT USED	NOT USED	NOT USED
Power	TP-16/17 26R21	TP-15/C/14 TP-0015C 26R95	TP-0018 26R20	TP-0018 26R20	TP-0019/20 26R98	TP-0019/20 26R98	NOT USED	TP-0031	TP-0031	NOT USED
Filament	NOT USED	NOT USED	NOT USED	NOT USED	NOT USED	NOT USED	TP-0027	NOT USED	NOT USED	NOT USED
Focus Coil	NOT USED	LC-45/0045/37 FC-1	LC-0050/52/A FC-2	LC-0050/52/A FC-2	LC-0050/52/A FC-2	LC-0050/52/A FC-2	LC-0050/52/A FC-2	NOT USED	NOT USED	NOT USED
Audio Output	TO-19 26S49	TO-15 TO-0015 26S49	TO-0019 26S49	TO-0019 26S49	TO-0033 24S50	TO-0033 24S50	SK-0022 24S50A[3]	TO-0049-1 26S49	TO-0048/49	TO-0049-1 26S49
Choke	LC-47 26C88	NOT USED	LC-0059-1 26C41[3]	LC-0059-1 26C41[3]	LC-0059/-1 26C41[3]	LC-0059/-1 26C41[3]	LC-0081 26C77	LC-0100-1 LC-0081 26C77	LC-0081 26C77	LC-0081 26C77
Horizontal Oscillator	NOT USED	NOT USED	LO-0035B HS-9	LO-0035B HS-9	LC-0039 HS-9	LC-0039 HS-9	LC-0039 HS-9	SEE RINGING COIL	SEE RINGING COIL	SEE RINGING COIL
Horizontal Ringing Coil	NOT USED	NOT USED	NOT USED	NOT USED	NOT USED	NOT USED	NOT USED	LO-0077 HS-5	LO-0077 HS-5	LO-0077 HS-5
Antenna Input (Balun)	NOT USED	NOT USED	NOT USED	NOT USED	NOT USED	NOT USED				
Video IF	19-1021	19-1021	LI-0045 19-1021	LI-0045 19-1021	LI-0050 17-4504	19-1021	LC-0080 19-1000	LC-0087 17-4534	LC-0087 17-4534	LC-0087 17-4534
Video IF	LI-42 17-1064	LI-42 17-1064	LI-0042A 17-1063	LI-0042A 17-1063	LI-0053 17-4531	LI-0042 17-1064	LC-0079 19-1007	LC-0089	LC-0089	LC-0089
Video IF	LI-41 17-1063	LI-41 17-1063	LI-0041A 17-1064	LI-0041A 17-1064	LI-0051 LI-0052 17-5001	LI-0041 17-1063	LC-0076 19-1001	LC-0090	LC-0090	LC-0090
Video IF	LI-40 17-1063	LI-40 17-1063	LI-0040A 17-1064	LI-0040A 17-1064	See note 13	LI-0040 17-1063	LC-0080 19-1000	NOT USED	NOT USED	NOT USED
Ratio Det. or Quadrature	LI-44 17-1033	LI-44 17-1033	LI-0044 17-1033	LI-0044 17-1033	LI-0046 LI-0046B 17-1033	LI-0046 17-1033	LI-0058 20-1005	LO-0076 17-3455	LO-0076 17-3455	LO-0076 17-3455
Trap	LO-34 20-1021	LO-34 20-1021	NOT USED	NOT USED	LC-0062 20-1004	LC-0062 20-1004	LO-0059 17-3401	LC-0096 20-1004	LC-0096 20-1004	LC-0096 20-1004
Trap	NOT USED	NOT USED	NOT USED	NOT USED	NOT USED	LC-0062 20-1004	NOT USED	LC-0095-1 20-1004	NOT USED	NOT USED
1st Sound IF	LO-33 17-3402	LO-33 17-3402	LO-36A LO-0036A 20-1020	LO-36A LO-0036A 20-1020	LO-0038-1 17-3402[15]	LO-0038-1 17-3402[15]	LO-0059 17-3401	LC-0095 17-3402[15]	LC-0095 17-3402[15]	LC-0095 17-3402[15]
2nd Sound IF	NOT USED	NOT USED	NOT USED	NOT USED	NOT USED	NOT USED	LI-0057 16-3445	LC-0095-1 17-3402[15]	LC-0095-1 17-3402[15]	LC-0095-1 17-3402[15]
AM IF and FM IF	NOT USED	NOT USED	LI-9001 16-6758	LI-9001 16-6758	NOT USED	NOT USED	NOT USED	NOT USED	NOT USED	NOT USED
AM IF and FM IF	NOT USED	NOT USED	LI-9003/2 16-3487	LI-9003/2 16-3487	NOT USED	NOT USED	NOT USED	NOT USED	NOT USED	NOT USED
Peaking	LC-38 19-4180	LC-38 19-4180	LC-0038B 19-4180	LC-0038B 19-4180	LC-0057-2 19-3093	LC-0057-2 19-3093	LC-0073 19-3125	LC-0057-10 19-3100	LC-0057-10 19-3100	LC-0101-1 19-3125
Peaking	LC-41 19-4400	LC-41 19-4400	LC-0041B 19-4400	LC-0041B 19-4400	LC-0057-3 19-3660[14]	LC-0057-3 19-3660[14]	LC-0074 19-3250[16]	LC-0057-11 19-4400[16]	LC-0057-11 19-4400[16]	LC-0091 19-1004
Peaking	LC-44 19-4250	LC-44 19-4250	LC-0044B 19-4250	LC-0044B 19-4250	LC-0057-6 19-4250	LC-0057-4 19-3250[16]	LC-0074 19-3250[16]	LC-0057-12 19-3500	LC-0057-12 19-3500	LC-0101-2 19-3250[16]
Peaking	LC-41 19-4400	LC-41 19-4400	LC-0041B 19-4400	LC-0041B 19-4400	LC-0057-7 19-4400	LC-0057-5 19-3180	LC-0075 19-3500	See note 17	See note 17	LC-0101-1 19-3125
RF Choke	LC-43 19-1003	LC-43 19-1003			LC-0068	19-1003	LC-0080 19-1000	LC-0097 19-1050	LC-0097 19-1050	LC-0097 19-1050
Filament Choke	19-1000	19-1000	LR-0020 19-1003	LR-0020 19-1003	LC-0054-1 19-1000	19-1000	NOT USED	LC-0098 19-1005	LC-0098 19-1005	LC-0098 19-1005

Service notes may be found at the end of the MUNTZ section.

PART NAME	11	12	13	14	15	16	17	18		
Flyback	C9.253-1/-2	TO-0054 Fly 198	TO-0055 Fly 198	TO-0054 Fly 198	TO-0055 Fly 198	TO-0060 Fly 240	TO-0060 Fly 240	TO-9104 113382		
Yoke	C9.253-3 Y 7	LC-0085-2 Y 44	LC-0106 Y 52[19]	LC-0106 Y 52[19]	LC-0106/-1 LC-0108 Y 52[19]	LC-0015 Y 88[20]	LC-0115-2 Y 88[20]	LC-9127 109457 Y 107		
Vertical Output	C9.228-5 26S51	TO-0051-1 26S10	TO-0056	TO-0056	TO-0056	TO-0061	TO-0061	TO-9103 26S86		
Vert. Blocking Oscillator	C9.230-4 26A03	TO-0051-1 26S10	TO-0056	TO-0056	TO-0056	NOT USED	NOT USED	NOT USED		
Width Coil	B1.553-1 WC 20	NOT USED	NOT USED	NOT USED	NOT USED	NOT USED	NOT USED	NOT USED		
Linearity	B1.531 WC 20	NOT USED	NOT USED	NOT USED	NOT USED	NOT USED	NOT USED	112875		
Power	D9.252 26R92	NOT USED	TP-0034	NOT USED	TP-0034/-1 TP-0031	TP-0037 26R128	TP-0037 26R128	TP-9191 906153-501 26R150		
Filament	NOT USED	NOT USED	NOT USED	NOT USED	NOT USED	NOT USED	NOT USED	NOT USED		
Focus Coil	C9.234-4 FC 2	NOT USED	NOT USED	NOT USED	NOT USED	NOT USED	NOT USED	LC-9128		
Audio Output	C9.225-3C 26S48	TO-0049-2 26S49	TO-0049-2 26S49	TO-0049-2 26S49	TO-0049-3 26S48	TO-0062[21] 26S50	TO-0062[21] 26S50	TO-9105[21] 24S06		
Choke	C9.237-3 26C93	LC-0100-2/3 26C81	NOT USED	LC-0100-2 26C81	LC-0100-3 LC-0100-2 26C81	LC-0100-4 26C81	LC-0100-4 26C81	LC-9121-2 26C81		
Horizontal Oscillator	B1.549 HS 3	SEE RINGING COIL	SEE RINGING COIL	SEE RINGING COIL	SEE RINGING COIL	LO-0077-1	LO-0077-1	112866		
Horizontal Ringing Coil	NOT USED	LO-0077 HS 5	LO-0077 HS 5	LO-0077 HS 5	LO-0077 HS 5	NOT USED	NOT USED	NOT USED		
Antenna Input (Balun)	NOT USED									
Video IF	19-1021	LC-0102 17-4534	LC-0102 17-4534	LC-0102 17-4534	LC-0102 17-4534	LC-0119 17-4523	LC-0123 20-1049			
Video IF	C-1.476 17-1063	LC-0103 17-4522	LC-0103 17-4522	LC-0103 17-4522	LC-0103 17-4522	LC-0120 17-4523	LC-0122			
Video IF	C-1.476 17-1063	LC-0104 17-4523	LC-0104 17-4523	LC-0104 17-4523	LC-0104 17-4523	LC-0121	LC-0124			
Video IF	C-1.476 17-1063	NOT USED	NOT USED	NOT USED		LC-0118 17-4536	NOT USED			
Ratio Det. or Quadrature	C-1.528-1 17-3497	LO-0076 17-3455	LO-0076 17-3455	LO-0076 17-3455	LC-0107 20-1007	LC-0107 20-1007	LC-0107 20-1007	20-1050		
Trap			LC-0105 17-3403	LC-0105 17-3403	LC-0107 20-1007	LC-0117 20-1049				
Trap	NOT USED	NOT USED	NOT USED	NOT USED		LC-0107 20-1007	LC-0107 20-1007			
1st Sound IF	C-1.529-2 17-3402	LC-0105 17-3403	LC-0105 17-3403	LC-0105 17-3403	LC-0105 17-3403	LC-0107 20-1007	LC-0107 20-1007	20-1052		
2nd Sound IF	NOT USED	LC-0105 17-3403	LC-0105 17-3403	LC-0105 17-3403	LC-0105[9] 17-3403	17-3495	17-3495			
AM IF and FM IF	NOT USED	NOT USED	NOT USED	NOT USED		LI-8001 16-6758	LI-8006 LI-8001 16-6758	LI-8006 16-6758		
AM IF and FM IF	NOT USED	NOT USED	NOT USED	NOT USED		LI-8001 16-6758	LI-8002 LI-8001 16-6758	LI-8006 16-6758		
Peaking	C-1,522-3	LC-0101-2 19-3250[16]	LC-0101-2 19-3250[16]	LC-0101-2 19-3250[16]	LC-0101-2 19-3250[16]		LC-0101-1 19-3125	LC-9129 19-3375		
Peaking	C-1,522-4	LC-0101-1 19-3125	LC-0101-1 19-3125	LC-0101-1 19-3125	LC-0101-1 19-1325		LC-0101-1 19-3125	LC-9131 19-4073		
Peaking	C-1,522-4	NOT USED	LC-0101-1 19-3125	LC-0101-1 19-3125	LC-0101-1 19-3125		LC-0101-4 19-3180	LC-9106 19-3300		
Peaking	C-1,522-4	LC-0091 19-1008	LC-0091 19-1008	LC-0091 19-1008	LC-0091 19-1008		LC-0/01-2 19325[16]			
RF Choke	NOT USED			LC-0098 19-1005	LC-0098 19-1005					
Filament Choke	19-1000									

Service notes may be found at the end of the MUNTZ section.

SERVICE NOTES

1 LC-48 and LC-51 replaced by Y 5.
2 Parallel and phase 6.3 V windings.
3 Mounting difference.
4 Use original slug or remount.
5 TO-0036-2 - no replacement.
6 May require use of original network.
7 LC-0061-1 used in some models - no replacement.
8 Connect as autoformer.
9 LI-0059 3rd sound IF - no replacement.
10 TO-0045 used in some models replaced by 26S09.
11 TO-0052 used in model 721TSP - no replacement.
12 TO-0051 used in a few models replaced by 26S10.
13 LI-0040 replaced by 17-1063, LI-0042 replaced by 17-1064, LI-0041 replaced by 17-1063.
14 Parallel with 10 K resistor.
15 Ignore center tap.
16 Parallel with 18 K resistor.
17 LC-0057-9 replaced by 19-3300 & 22 K resistor.
LC-0057-8 replaced by 19-3660.
LC-0101-1 replaced by 19-3125.
18 Original terminals 4 - 3 - 2 - 1
new terminals 7 - 4 - T - 1
19 Use original network and connect same as original.
20 Remove Plug. Connect same as original.
21 TA-8006 used in chassis, AS-8028 replaced by 24S07.
TA-8008 used in chassis AS-8041 replaced by 24S14.
TA-8009 used in chassis AS-8043 replaced by 22S45.

PARTS LIST

USE THIS PAGE if PART NUMBER is available.

OLYMPIC

MFR'S. PART	REPLACEMENT
CK-1346	26C44
CK-4047	26C80
CK-4225	19-1001
CK-4415	19-1004
CK-25465	26C80
CK-26651/-2	26C80
CK-32072R	26C81
CKL-33014	26C77
CL-1356	Y 3
CL-1357	19-4180
CL-1358	19-3180
CL-1471	17-1003
CL-1472	20-1021
CL-1502	WC 11
CL-1503	WC 14
CL-1535	19-3180
CL-1536	19-4122
CL-1537	19-4180
CL-1543	FC 2
CL-1687	
CL-1842-1	
CL-2073	19-3250
CL-2087	Y 6
CL-2087-2	Y 6
CL-2300	FC 2
CL-2300-1	FC 2
CL-2309	17-1062
CL-2331	20-1004
CL-2427	19-3001
CL-2614	19-3500
CL-2619	
CL-2678	WC 14
CL-2709	14-1073
CL-2752	WC 18
CL-2753	Y 7
CL-2760	HS 8
CL-2766-1	24S53
CL-2767	HS 7
CL-2972	20-1021
CL-2973	20-1006
CL-2979	
CL-2990	HS 3
CL-3386-1	17-3495[49]
CL-3398	19-3250
CL-3401	19-3075[34]
CL-3403/-1	19-3300
CL-3497	17-5001[30]
CL-3498	17-5002
CL-3499	17-5003
CL-3500	17-5001
CL-3598	Y 9[13]
CL-3600/-3	Y 89
CL-3600-4/ -6/-7	Y 89
CL-3603/-1/C	17-1031
CL-3606-1	17-1031
CL-3614	17-3495[39]
CL-3659	17-1063
CL-3668	17-1063
CL-3715	17-1063
CL-3831	17-4524

MFR'S. PART	REPLACEMENT
CL-3833-1	17-4503[1]
CL-3847	Y 10[13]
CL-4021	17-3412
CL-4413	17-1063
CL-4511	17-4523
CL-4711	17-4523
CL-4753/-1	20-1049
CL-4791	17-4523
CL-4806	
CL-4806-1	17-5003[48]
CL-5402	WC 22
CL-5464/-1	HS 5[1]
CL-5670	
CL-5706	20-1020
CL-5827	19-3300
CL-5837	20-1049
CL-25491	19-3660
CL-25518	17-1026[1]
CL-25545	20-1049[49]
CL-25786	19-4160
CL-25787	19-3125
CL-26189	
CL-26215	Y 90
CL-26425	19-3100
CL-26426	19-4160
CL-26618	
CL-26946	17-4534
CL-26953	
CL-27854	Y 90
CL-28083	17-4523
CL-28212	17-5003
CL-28234	
CL-28496	
CL-28518	HS 5[1]
CL-28650	20-1049
CL-28785	HS 5[1]
CL-29016	
CL-29977	
CL-29978	
CL-31052	17-1031
CL-31655	
CL-31656	
CL-31666	
CL-32071R	
CL-32138R	Y 107
CL-32634P	19-3100
CLJ-31367	Y 91
CLJ-31368	20-1049
CLJ-31369	17-4522
CLJ-31370	17-4522
CLJ-31371	17-4538
CLJ-31373	20-1005
CLJ-31375	HS 5
CLJ-31516	
CLJ-31517	
CLJ-31518	
CLJ-31519	
CLJ-31520	
CLJ-31521	
CLJ-31525	
CLJ-31549	

MFR'S. PART	REPLACEMENT
CLJ-31558	
CLJ-31654	
CLJ-31655	
CLJ-33010	Y 91
CLJ-33012	
CLJ-33013	
CLJ-33028	
CLP-31683	19-3036
CLP-31686	19-3180
R-1405	HS 8
R-1406	HS 7
R-1431	19-6002[43]
R-1470	19-3093
R-1635	17-3400
R-1949	19-5100[43]
R-1950	
R-2054	17-4522
R-2055	17-4522
R-2056	26C44
R-2057/-1	Fly 154
R-2058	26S25
R-2059	24S54
R-2060	Y 76
R-2061	26A03[2]
R-2062	17-4534
R-2065	19-1001
R-2159	20-1005
SA-29096	Y 89
SA-29097	Y 90
SA-29939	Y 89
TDT-276	HS 5
TDT-326E-1	
TDT-330	26S85
TDT-331H	
TDT-331K	
TDT-332E/-1	Y 91
TDT-334J-1	
TDT-335JE-1	Y 91
TLT-122-07	26C79
TLT-123	24S51
TLT-123H41	24S51
TLT-128H41	22S33
TLT-12241	26C77
TR-1342	Fly 1
TR-1343	24S68
TR-1469	17-1013
TR-1470	17-1011
TR-1471	17-1004
TR-1472	20-1021
TR-1473	26A03
TR-1474	26R98
TR-1475	HS 2
TR-1475-1	HS 3
TR-1492	Fly 1
TR-1506	24S51
TR-1643	16-6758
TR-1644/45	16-6758
TR-1646	17-3498
TR-1688	26R15
TR-1764	26S51
TR-1914	Fly 1

MFR'S. PART	REPLACEMENT
TR-1966	26R15
TR-1966-1	26R19
TR-1988	26R15
TR-2092-1	Fly 9[1]
TR-2189,A	26S53
TR-2293,-1	Fly 59
TR-2294	HS 3
TR-2615	Fly 59
TR-2630	17-3497
TR-2686	26S48
TR-2690-1	24S50A[1]
TR-2706-1	24S50[1]
TR-2765	26S75[7]
TR-2766/-1/-1B	24S53
TR-2766-1/-2	24S53
TR-2766-1C	24S78[1]
TR-2770	26R71
TR-2771	Fly 12
TR-2771-1	Fly 12
TR-2771-2	Fly 12
TR-2781-1	17-1023
TR-2977	17-3495
TR-2978	26R91
TR-2990/-1	HS 9
TR-3159	24S61
TR-3385	26S51
TR-3386	
TR-3386-1	17-3495[49]
TR-3558/-9	26S54[1,54]
TR-3597/-1/-2	Fly 75
TR-3599	Fly 20[745]
TR-3599-2	Fly 20[746]
TR-3599-3/-4/ -4A/-5/-5A/ 5D/-6	Fly 207
TR-3599-7	
TR-3642	26F12[1]
TR-3659	26S26
TR-3661	24S98
TR-3667	26R47
TR-3689/-1/ -C/-D	26S26
TR-3689-3	26S75[26]
TR-3821/-1/-2	26R71
TR-3855	Fly 20[747]
TR-4007/-2/ 2R2/-2B	26R71
TR-5598	Fly 208
TR-5620/A/ -1/-2	24S53
TR-5620-3	
TR-5657	26S26
TR-21712-1	
TR-25367	22S87[1]
TR-25743	24S06
TR-25747	
TR-25791/-2/-C	26S27
TR-25992/-1	24S06
TR-26020	
TR-26192	26R2[154]

MFR'S. PART	REPLACEMENT
TR-26192-1	26R40
TR-26205/-1	Fly 209
TR-26214	26R106[1]
TR-26215	Y 53[55]
TR-26216	26S72
TR-26691	
TR-26714	16-3487
TR-27104	
TR-27125	26R47
TR-27126	16-3487
TR-27157	
TR-27837-2	Fly 207
TR-27876	26R116
TR-28017	16-6758
TR-28019/B/-2	24S52
TR-28019-3	24S51
TR-28051	24S05
TR-28152	26R40
TR-28314	21F09
TR-28495	24S48
TR-29105	22S27
TR-29429P-1	
TR-29530	24S48
TR-29556	
TR-31374	
TR-31659-1	26S72[1]
TR-31752	26R116
TR-31898P	16-6780
TR-31906	
TR-32060K	26R150
TR-32061R	
TR-32062R	26S86
TR-32063R	26S45
TR-32625	
TR-32696	
TR-100037	26S48
TR-105195	26C81
TR-105196	
TR-105294	
TR-105295	
TR-106383	
TR-107533	
TR-109221	
TR-109237	HS 8
TR-109251	
TR-109252	
TR-109253	
TR-109254	
TR-109255	
TR-109261	
TR-109262	
TR-109263	
TR-109286	
TR-109457	
TRJ-31364	26S85
TRJ-31365	24S51
TRJ-31366	
TRJ-31369	17-4522
TRJ-31372	
TRJ-31374	

MFR'S. PART	REPLACEMENT
TRJ-31522	
TRJ-31523	
TRJ-31524	
TRJ-31526	
TRJ-31527	26S01[1]
TRJ-31528	
TRJ-31529	24S05
TRJ-33011	
TRJ-33023	
TRJ-33024	
TRJ-33025	22S33
TRP-31707	26S49
TRP-31715	26S49
TRP-31768	
TRT-408	20-1005
TRT-424	
TRT-433	17-4522
TRT-435	17-4522
TRT-437	20-1049
TRT-439K	17-4538
TRT-461H	
100131	19-3125
101817	19-3036
101819	19-3036
102134	26C81
105195	26C81
105213	17-6018
105214	17-6019
105216	17-6011
105294	17-3417
105295	
106383	20-1050
107290	
107575	
107837	
109252	17-3418
109253	17-3417
109255	
109257	19-3600
109261	20-1052
109263	26S87
109286	26R150
109457	Y 107
109840	19-4060
109850	26S87
112820	Fly 273
112821	26S86
112822	26S48
112829	26C81
112845	26R150
112866	
112870	
112871	
112875	
112879	
113382	
113390	26S86
113404	19-3660
113547	
906152-501	26R150

Next page for MODEL index

Service notes may be found at the end of the OLYMPIC section.

OLYMPIC

MODEL INDEX

MODEL	COLUMN NUMBER
A9TT16	18
A9TT16/UHF	18
B9TT16	18
B9TT16/UHF	18
C21BC15/16	4
C21BD35	6
C21BF21	6
C21BG15/16	5
C24BH22/30	5
C24BJ22	4
C24BJ30	4
C939/43/44	27
C939U/43U/44U	27
C945/U	28
C946/U	28
C950/U	28
C951/U	28
C952/U	28
C953/U	28
C954/U	28
C955/U	28
CA105/U	15
CA135/U	15
CA205B/BU	15
CA205M/MU	15
CA228	16
CA235/U	20
CB106/U	15
CB107/U	15
CB136/U	15
CB137/U	15
CB140/U	15
CB206B/BU	16
CB206M/MU	16
CB206W/WU	16
CB207B/BU	16
CB207M/MU	16
CB207W/WU	16
CB214B/BU	16
CB214M/MU	16
CB336/U	20
CB337/U	20
CB338/U	20
CB455/U	20
CC325/U	29
CC330/U	29
CC331/U	29
CC332/U	29
CC333/U	29
CC350/U	29
CC354/U	29
CC355/U	29
CC360/U	29
CC365	29
CD108/U	13
CD109/U	13
CD110	13
CD110P	13
CD110PU	13
CD110U	13
CD111P/PU	16
CD139P/PU	16
CD208/U	16
CD209/U	16
CD209P/PU	16
CD210P/PU	16
CD211D/DU	16
CD342/U	20
CD344/U	20
CD345/U	20
CD346/U	20
CD347/U	20
CE138/U	15
CE139/U	15
CE208B/BU	17
CE208M/MU	17
CE208W/WU	17
CE209B/BU	17
CE209M/MU	17
CE209W/WU	17
CE348/U	20
CE349/U	20
CF400/U	15
CF401/U	15
CF410/U	15
CF411/U	15
CF440B/BU	16
CF440M/MU	16
CF441B/BU	16
CF441M/MU	16
CH402/U	13
CJ412/U	15
CJ442B/BU	17
CJ442M/MU	17
CL105	19
CL106B/BU/M/MU	19
CL106W/WU	19
CL107D/DU	19
CL108P/PU	19
CL109A/AU	19
CL117/U	23
CL118/U	23
CL119/U	23
CL120/U	23
CRB339	20
CRW212B/M	18
CW350/U	18
DX-214/15/16	1
DX-619/20	1
DX-621/22	1
DX-931/32	1
DX-950	1
K21BC12/13/14	4
K21BD34	6
K21BG12/13/14	5
K24BH31/32/33	5
K24BJ31/32/33	4
K960/U	27
K965/U	28
K966/U	28
K967/U	28
K968/U	28
K970/U	28
K971/U	28
K972/U	28
K973/U	28
K975/U	28
K976/U	28
K977/U	28
K978/U	28
K979/U	28
KA115/U	15
KA145/U	15
KA215B/BU	15
KA215M/MU	15
KA217B/BU	15
KA217M/MU	15
KA260/U	20
KA261/U	20
KB116/U	15
KB117/U	15
KB146/U	15
KB216B/BU	16
KB216BF/BUF	16
KB216BG-BUG	16
KB216M/MU	16
KB216MF/MUF	16
KB216MG/MUG	16
KB216W/WU	16
KB216WF/WUF	16
KB216WG/WUG	16
KB362/U	20
KBS362/U	20
KC366/U	20
KC368/U	20
KC369/U	20
KC370/U	20
KC373/U	20
KC467/U	20
KD118/U	13
KD119/U	13
KD120/U	13
KD148/U	15
KD149/U	15
KD188/U	13
KD218B/BU	16
KD218BF/BUF	16
KD218BG/BUG	16
KD218M/MU	16
KD218MF/MUF	16
KD218MG/MUG	16
KD218W/WU	16
KD218WF/WUF	16
KD218WG/WUG	16
KD219B/BU	16
KD219BF/BUF	16
KD219BG/BUG	16
KD219C/CU	16
KD219CF/CUF	16
KD219CG/CUG	16
KD219M/MU	16
KD219MF/MUF	16
KD219MG/MUG	16
KD219W/WU	16
KD219WF/WUF	16
KD219WG/WUG	16
KD221AP/APU	16
KD221APF/APUF	16
KD221APG/APUG	16
KD222P/PU	16
KD222PF/PUF	16
KD222PG/PUG	16
KD223B/BU	16
KD223BF/BUF	16
KD223BG/BUG	16
KD223M/MU	16
KD223MF/MUF	16
KD223MG/MUG	16
KD223W/WU	16
KD223WF/WUF	16
KD223WG/WUG	16
KD363/U	20
KD365/U	20
KD375/U	20
KE150/U	15
KE220B/BU	17
KE220M/MU	17
KE371/U	20
KE372/U	20
KF405/U	15
KH406/U	8
KH407/U	8
KH416/U	15
KH417/U	15
KH436B/BU	16
KH436BF/BUF	16
KH436BG/BUG	16
KH436M/MU	16
KH436MF/MUF	16
KH436MG/MUG	16
KH437B/BU	16
KH437BF/BUF	16
KH437BG/BUG	16
KH437M/MU	16
KH437MF/MUF	16
KH437MG/MUG	16
KL115	19
KRD380/81	20
KY147/U	15
PKA115/U	15
PKB116/U	15
PKD118/U	13
PKD119/U	13
T17B23	4
T21BC10	4
T21BD19	6
T21BF20	6
T21BG10	5
T938/U	27
T940/U	28
TA100/U	15
TA130/U	15
TA200B/BU	15
TA200M/MU	15
TA230/U	20
TA330	16
TAY199/U	15
TB101/U	15
TB131/U	15
TB201B/BU	16
TB201M/MU	16
TB331/U	20
TD102/U	13
TD102/U	13
TD203B/BU	16
TD203M/MU	16
TE132/U	15
TE202B/BU	17
TE202M/MU	17
TE333/U	20
TRB334	20
TRW203B/BU	18
TRW203M/MU	18
TV-104/05/06/07/08	1
TV-246	1
TV-247	1
TV-922	1
TV-922L	1
TV-944/45/46	1
TV-947/49/50	1
TY103/U	15
TY134/U	15
XL-210/11	1
XL-612/13	1
1C72	3
1CA20	10
1CA70/U	11
1CA96/U	15
1CB21	10
1CB71/U	11
1CB72/U	11
1CB77/U	11
1CB97/U	15
1CC22/23	10
1CD24/25	10
1CD73/U	11
1CD74/U	11
1CJ20U	10
1CK21U	10
1CL22U/23U	10
1CM24U/25U	10
1DB17	10
1DK17U	10
1KA40	10
1KA80/U	11
1KB87/U	11
1KB88/U	11
1KC41/42/43	10
1KD81/U	11
1KD82/U	11
1KD83/U	11
1KJ40U	10
1KL41U/42U/43U	10
1T71	3
1TA10	10
1TA60/U	11
1TB11	10
1TB61/U	11
1TC12	10
1TD13	10
1TD62/U	11
1TJ10U	10
1TK11U	10
1TL12U	10
1TM13U	10
1TY95L	11
1-9TV12/U	18
1-9TX11/U	18
3C101/U	16
3C102/U	16
3C103/U	16
3C104	16
3C205/U	21
3C206/U	21
3C510/U	21
3C511/U	21
3C605/U	21
3C701/U	21
3C702/U	21
3C703/U	21
3C805/U	21
3C806/U	21
3C812P/PU	21
3C813A/AU	21
3C814D/DU	21
3C901/U	21
3C902/U	21
3C905/U	21
3C906/U	21
3C912P/PU	21
3C913A/AU	21
3C914D/DU	21
3K115/U	16
3K116/U	16
3K117/U	16
3K118	16
3K119	16
3K325/U	21
3K326/P	21
3K326PU/U	21
3K327/D	21
3K327DU/U	21
3K328/U	21
3K535/U	21
3K536/U	21
3K537/U	21
3K538/U	21
3K718/U	21
3K719/U	21
3K720/U	21
3K721/U	21
3K722/U	21
3K725/U	21
3K826/U	21
3K827/U	21
3K830/U	21
3K832A/AU	21
3K834LC/LCU	21
3K835LH/LHU	21
3K836LA/LAU	21
3K926/U	21
3K927/U	21
3K930/U	21
3K932A/AU	21
3K934LC/LCU	21
3K935LH/LHU	21
3K936LA/LAU	21
3T100/U	16
3T200/U	21
3T500/U	21
3T600/U	16
3T700/U	21
3T900/U	21
4CE15	10
4CE75/U	11
4CF76/U	11
4CG26/27	10
4CH28/29	10
4CN15U	10
4CR26U/27U	10
4CS28U/29U	10
4KF84/U	11
4KG44/45	10
4KH85/U	11
4KH86/U	11
4KR44U/45U	10
6P25	24
6P26/U	25
6P27/U	25
7C809/U	21
7C810/U	21
7C909/U	21
7C910/U	21
7TV9B/BU	18
7TV9M/MU	18
7TV10/U	18
7TV11B/BU	18
7TV11M/MU	18
9P21	22
9P35/U	26
9P36/U	26
9T22	22
9TM20/U	18
9TRZ14	18
9TT16/U	18
9TT17-C	18
9TT17-C/UHF	18
9TT17-G	18
9TT17-G/UHF	18
9TT17-K	18
9TT17-K/UHF	18
9TT17-P	18
9TT17-P/UHF	18
9TT17-Q	18
9TT17-Q/UHF	18
9TT17-S	18
9TT17-S/UHF	18
9TT18-C	18
9TT18-C/UHF	18
9TT18-G	18
9TT18-G/UHF	18
9TT18-K	18
9TT18-K/UHF	18
9TT18-P	18
9TT18-P/UHF	18
9TT18-Q	18
9TT18-Q/UHF	18
9TT18-S	18
9TT18-S/UHF	18
9TT30C	18
9TT30C/UHF	18
9TT30G	18
9TT30G/UHF	18
9TT30K	18
9TT30K/UHF	18
9TT30P	18
9TT30P-UHF	18
9TT30Q	18
9TT30Q/UHF	18
9TT30S	18
9TT30S/UHF	18
9TV12/U	18
9TV15/U	18
9TV19-B/UHF	18
9TV19-C/UHF	18
9TV19-P/UHF	18
9TV23-B/UHF	18
9TV23-C/UHF	18
9TV23-P/UHF	18
9TV31B/UHF	18
9TV31C/UHF	18
9TV31P/UHF	18
9TV32B/UHF	18
9TV32C/UHF	18
9TV32P/UHF	18
9TX11/U	18
9TZ13/U	18
14TD30/31	9
14TD52/53	9
14TT50	10
14TT91/U	14
14TT92/U	14
14TW50	10
17C	3
17C24	3
17C44	2
17C57	2
17CA20/X	7
17CR20	2
17D	3
17K31/32	3
17K41/42/50	2
17K55	2
17KE65/66	9
17KU98/U	14
17T	3
17T20/33	3
17T34	3
17T40/48	2
17T56	2
17T71/75	2
17T76/77	2
17T83/85	2
17TA19/BX	7
17TA32/33	7
17TE37/38	9
17TE67	9
17TR10/19	2
17TU51/52	10
17TU89/U	11
17TU93/U	14
17TU94/B/M	14
17TU94BU/MU/U	14
17TU95/U	14
17TW27	2
17TX51/52	10
17TZ90C/U	12
20C22	3
20C45/52/53	2
20D	3
20D49	2
20K43/51	2
20T21	3
20T46/47	2
21C28	3
21C65/68	2
21C72/73	2
21C80/81/82	2
21C89/90/91/92	2
21CB35/41	7
21CC55/70	7
21CF61/63	8
21CH59	8
21CL81	8
21CS12/18	2
21CU15/16	2
21CX29	2
21CZ57/72	4
21D29	3
21D60/64	2
21DB71	7
21DC71	7
21DZ73	4
21K26	3
21K61/62	2
21K63B	2
21K101	2
21KB24/26	7
21KB36/76	7
21KC44/46/56	7
21KS22	2

CONTINUED NEXT PAGE

MODEL INDEX
(CONTINUED)

OLYMPIC

MODEL	COLUMN NUMBER	MODEL	COLUMN NUMBER	MODEL	COLUMN NUMBER	MODEL	COLUMN NUMBER	MODEL	COLUMN NUMBER	MODEL	COLUMN NUMBER
21KZ23/25/39	4	21TL80	4	22D115/16/17	2	22DZ101/16	4	754	3	769/73	3
21T27	3	21TS11/17	2	22DB101/116	7	22DZ120/21	4	755/U	3	783	3
21T58	2	21TU14	2	22DB120/21/22	7	22DZ122/23/24	4	758	3	784	3
21T69/70/74	2	21TX28	2	22DB123/24	7	24CJ68	7	762	3	785	3
21TB6	2	21TZ56	4	22DC100/01	7	24CJ68BK/MK	7	764/U	3	791/92	3
21TB34/40	7	22D100/01/02/03/04/05	2	22DC116/20	7	24CK77	7	765	3	967/68/70	3
21TC54	7	22D106/07/08/09	2	22DC121/22	7	752/U	3	766/U	3	971/72/73	3
21TF60/62	8	22D111/13/14	2	22DC123/24	7	753/U	3	767/68	3		

CHASSIS INDEX

CHASSIS	COLUMN NUMBER	CHASSIS	COLUMN NUMBER	CHASSIS	COLUMN NUMBER	CHASSIS	COLUMN NUMBER	CHASSIS	COLUMN NUMBER	CHASSIS	COLUMN NUMBER
AD/AE	9	DD/DDU	11	HJ/HJU	15	KU/KUU	14	MVT/MVTU	18	134	15
AA/AB/AC	7	DE/DEU	11	HY/HYU	15	KV/KVU	18	NA/NAU	27	144	16
AF/AH/AJ	8	DF/DFU	11	JA/JAU	15	KW/KWU	18	NB/NBU	28	146	16
AK	7	DH/DHU	11	JB/JBU	16	KZ/KZU	18	NT/NTU	18	147	16
AL	4	DU/DUU	11	JD/JDU	16	LB/LBU	21	NV/NVU	18	149	16
BC	4	DY	11	JE/JEU	17	LC/LCU	21	NVT/NVTU	18	152	16
BD/BF	6	GA/GAU	15	JF/JFU	16	LE/LEU	21	R/S	2	153	16
BG/BH	5	GB/GBU	15	JH/JHU	16	LLA/LLAU	16	TA	3	156/58/59/60/61/62	20
BJ	4	GD/GDU	13	JJ/JJU	17	LT/LTU	18	TG	3	174/75	16
CA/CB/CC/CD/CE	10	GF/GFU	15	JRW/JRWU	18	LTM/LTMU	18	TK-17	2	176/77/78	21
CG/CH/CJ/CK	10	GH/GHU	13	JV/JVU	18	LV/LVU	18	TL-20	2	180	21
CL/CM/CN/CR	10	GT/GTU	14	JV/JVU	18	LVT/LVTU	18	TM	2	186/7/8	21
CS/CT	10	GU/GUU	14	KA/KAU	20	LX/LXU	18	TM-17	2	189-2	21
CTC10	19	GY/GYU	15	KB/KBU	20	LY/LYU	16	TN-21	2	189S	21
CTC15/U	29	HA/HAU	15	KC-KCU	20	MA/MAU	21	U/W/X	2	193	21
CTC120/U	19	HB/HBU	15	KD-KDU	20	MB/MBU	21	Z	4	10119	22
CTC220/U	23	HD/HDU	15	KE/KEU	20	ME/MEU	21	107	15	13119	22
CU/CW/CX	10	HE/HEU	15	KRB	20	MM/MMU	18	114-1	15	14116	25
DA/DAU	11	HF/HFU	15	KRD	20	MT/MTU	18	128	16		
DB/DBU	11	HH/HHU	15	KRZ	18	MV/MVU	18	129	15		

OLYMPIC

PART NAME	1	2	3	4	5	6	7	8	9	10
Flyback	TR-2092-1[2] Fly-9[1]	TR-2771/-1/-2 Fly-12	TR-2293/-1 TR-2615 Fly-59	TR-3599 Fly-20[45]	TR-3599-2 Fly-20[46]	TR-3599-2 Fly-20[46]	TR-3599/-1[16] Fly-20[45]	TR-3855 Fly-20[47]	TR-3597-1/-2 Fly-75	TR-3599-2[21] Fly-20[46]
Yoke	CL-1356[3] Y-3	CL-2753 Y-7	CL-2087/-2 Y-6	CL-3600 Y 89	CL-3600 Y 89	CL-3847 Y-10[13]	CL-3600[17] Y 89 t-10	CL-3847 Y-10[13]	CL-3598 Y-9[13]	CL-3847[22] Y-10[13]
Vertical Output	TR-1343[4] 24S86	TR-2765[8] 26S75[7]	TR-2189/A 26S53	TR-3689 26S26	TR-3689 26S26	TR-3689 26S26	TR-3689 TR-3659 26S26	TR-3689 26S26	TR-3689 TR-3659 26S26	TR-3385[23] 26S51
Vert. Blocking Oscillator	TR-1473 26A03	TR-1473 26A03	TR-1473 26A03	TR-1473 26A03	NOT USED	NOT USED	NOT USED	NOT USED	NOT USED	NOT USED
Width Coil	CL-1502 WC-11	CL-2752 WC-18	CL-1502 WC-11	NOT USED	NOT USED	NOT USED	NOT USED	NOT USED	NOT USED	NOT USED
Linearity	CL-1503 WC-14	NOT USED	CL-2678 WC-14	NOT USED	NOT USED	NOT USED	NOT USED	NOT USED	NOT USED	NOT USED
Power	TR-1688[44] TR-1966 26R15	TR-2770[9] 26R71	TR-1966/88[11] 26R15	TR-2770 26R91	TR-3821-1 26R71	TR-4007 26R47	TR-3667[18] TR-3821-1 26R71	TR-3821/-1 26R71	NOT USED	TR-4007 TR-3821-1 26R71
Filament	NOT USED	NOT USED	NOT USED	NOT USED	NOT USED	NOT USED	NOT USED	NOT USED	TR-3642 21F12[1]	NOT USED
Focus Coil	CL-1543[5] FC-2	CL-2979	CL-2300/-1 FC-2	NOT USED	NOT USED	NOT USED	NOT USED	NOT USED	NOT USED	NOT USED
Audio Output	TR-1506 24S51	TR-2766/-1 24S53	TR-1506[12] 24S51	TR-2766-1 24S53	TR-2766-1 24S53	TR-2766-1 24S53	TR-2766-1 24S53	TR-2766-1 24S53	TR-3661 24S98	TR-2766-1[24] TR-2706-1 24S53
Choke	CK-1346 26C44	CK-1346 26C44	CK-1346 26C44	NOT USED	CK-4047 26C80	NOT USED	CK-1346 26C44	NOT USED	CK-1346 26C44	CK-4047 26C80
Horizontal Oscillator	TR-1475-1[6] HS-3	CL-2767[10] HS-7	TR-2294 HS-3	TR-2294 HS-3	TR-2294 HS-3	TR-2990-1 HS-9	TR-2294 HS-3	TR-2990 HS-9	TR-2990 HS-9	TR-2294[14] HS-3
Horizontal Ringing Coil	NOT USED	CL-2760 HS-8	NOT USED	NOT USED	NOT USED	NOT USED	NOT USED	NOT USED	NOT USED	NOT USED
Antenna Input (Balun)	NOT USED	NOT USED	NOT USED		15-1082	See note 19 15-1082			NOT USED	See note 40 15-1083
Video IF	19-1023	CL-3497 17-5001[30]	19-1021	CL-3497 17-5001[30]	CL-3833-1 17-4503[1]	CL-3668 17-1063	CL-3668 17-1063	CL-3668 17-1063	CL-1471 17-1003	CL-3833-1 17-4503[1]
Video IF	CL-1471 17-1003	CL-3498 17-5002	CL-2619	CL-3498 17-5002	CL-3831 17-4524	CL-3659 17-1063	CL-3715 17-1063	CL-3659 17-1063	CL-3659 17-1063	CL-4511 17-4523
Video IF	19-1023	CL-3499 17-5003	CL-2619	CL-3499 17-5003	CL-3831 17-4524	CL-3659 17-1063	CL-3715 17-1063	CL-3659 17-1063	CL-3659 17-1063	CL-4511 17-4523
Video IF	CL-1471 17-1003	See note 31	CL-2309 17-1062	CL-3500 17-5001	CL-3500 17-5001	CL-3715 17-1063	CL-2309 17-1062	CL-3715 17-1063	CL-3659 17-1063	CL-4413 17-1063
Ratio Det. or Quadrature	TR-1469 17-1013	See note 32	See note 36	TR-2630 17-3497	CL-3603-1 17-1031	CL-3603-1 17-1031	CL-3603-1 17-1031	CL-3603 17-1031	CL-3603 17-1031	CL-3603-1 17-1031
Trap	CL-1472 20-1021	CL-2331 20-1004	CL-2331 20-1004	TR-3386	TR-3386	TR-3386	TR-3386	TR-3386	NOT USED	CL-3614 17-3495[39]
Trap	NOT USED	See note 33	NOT USED	NOT USED	NOT USED	NOT USED	See note 38	NOT USED	NOT USED	TR-3386-1
1st Sound IF	TR-1470 17-1011	CL-2331 20-1004	CL-2331 20-1004	TR-3386 17-3495[49]	TR-3386 17-3495[49]	TR-3386 17-3495[49]	NOT USED	TR-3386 17-3495[49]	CL-3614 17-3495[39]	CL-4021 17-3412
2nd Sound IF	TR-1471 17-1004	TR-2977 17-3495		NOT USED	NOT USED	CL-4021 17-3412	NOT USED	NOT USED	NOT USED	NOT USED
AM IF and FM IF	NOT USED	TR-1644 16-6758	NOT USED	TR-1644 16-6758	TR-1644 16-6758	NOT USED	NOT USED	NOT USED	NOT USED	NOT USED
AM IF and FM IF	NOT USED	TR-1644 16-6758	NOT USED	TR-1644 16-6758	TR-1644 16-6758	NOT USED	NOT USED	NOT USED	NOT USED	NOT USED
Peaking	CL-1535 19-3036	CL-1535 19-3036	CL-1535 19-3036	CL-1535 19-3036	CK-4225 19-1001	CL-1535 19-3036	CL-1535 19-3036	CL-1535 19-3036	CL-1535 19-3036	CK-4225 19-1001
Peaking	CL-1536 19-4122	CL-1536 19-4122	CL-1536 19-4122	CL-3401 19-3075[34]	CL-3401 19-3075[34]	CL-3401 19-3075[34]	CL-3401 19-3075[34]	CL-3401 19-3075[34]	CL-2073 19-3250	CL-1358 19-3180[41]
Peaking	CL-1537 19-4180	CL-2073 19-3250	CL-2073 19-3250	CL-3403 19-3300	CL-3403 19-3300	CL-3403 19-3300	CL-3403 19-3300	CL-3403 19-3300	CL-3403 19-3300	CL-1357 19-4180
Peaking	93UH 19-3093[28]	See note 35	CL-2614 19-3500	CL-3398 19-3250[37]	CL-3398 19-3250[37]	CL-3398 19-3250[37]	CL-3398 19-3250[37]	CL-3398 19-3250[37]	NOT USED	CL-2614 19-3500
RF Choke	19-1921[29]	CL-1535 19-3036			CL-3401 19-3075[34]	NOT USED	CL-3403 19-3300	CL-3403 19-3300	NOT USED	CL-3401 19-3075[34]
Filament Choke	19-3001	19-1001	CL-2427 19-3001	CL-2427 19-3001	CL-2427 19-3001	CL-2427 19-3001	CL-2427 19-3001	19-3001	19-3001	CL-2427 19-3001

Service notes may be found at the end of the OLYMPIC section.

OLYMPIC

PART NAME	11	12	13	14	15	16	17	18	19	20
Flyback	TR-3599-4/4A/3 Fly 207	R-2057/-1 Fly 154	TR-3599-5/A[26] Fly 207	TR-5598/B Fly 208	TR-3599-4/-5/-5D Fly 207	TR-3599-5/6 Fly 207	TR-3599-5 Fly 207	TR-26205-1 TR-26205 Fly 209	1099221	TR3599-5 Fly 207
Yoke	CL-3600/-3 Y 89	R-2060 Y 76	CL-3600-4 Y 89	CL-3600-4/-6 Y 89	CL-3600-4/-6 Y 89	CL-3600-4/-6 Y 89	CL-3600-4/-6 Y 89	CL-2621[59] Y 90	109457 Y 107	CL-3600-4/-7 Y 89
Vertical Output	TR-3689-C[27] 26S26	R-2058 26S25	TR-3689 TR-5657 26S26	TR-3689/-1 26S26	TR-3689/-D TR-5657 26S26	TR-25791-2 26S27	TR-25791-2 26S27	TR-26216 26S72	109263 109850 26S87	TR-25791-2 26S27
Vert. Blocking Oscillator	NOT USED	R-2061 26A03	NOT USED	NOT USED	NOT USED	NOT USED	NOT USED	NOT USED	NOT USED	NOT USED
Width Coil	CL-5402 WC22	NOT USED	CL-5402 WC 22	NOT USED	NOT USED	NOT USED	NOT USED	NOT USED	NOT USED	NOT USED
Linearity	NOT USED	NOT USED	NOT USED	NOT USED	NOT USED	NOT USED	NOT USED	105196 WC 35	NOT USED	NOT USED
Power	TR-4007 TR-3821-1 26R71		TR-3821-2 26R71		TR-4007/-2 TR-3821-2 26R71	TR-4007-2[61] 26R71	TR-26192 26R21[54]	TR-26214 26R106[1]	109286 26R150	TR4007-2R2[56] TR-4007-2/2B 26R71
Filament	NOT USED	NOT USED	NOT USED	NOT USED	NOT USED	NOT USED	NOT USED	NOT USED	NOT USED	NOT USED
Focus Coil	NOT USED	NOT USED	NOT USED	NOT USED	NOT USED	NOT USED	NOT USED	NOT USED	NOT USED	NOT USED
Audio Output	TR-2766-1 24S63	R-2059 24S54	TR-25367 22S87[1]	TR-5620/A 24S53	TR-2766-1[51] 24S53	TR-2766-1/-2[52] 24S53	TR-2636[52] 22S87[1]	TR-2766-1B[60] TR-5620-1/-2 24S53	100037 26S48	TR-2805[1][57] 24S05
Choke	CK-4047 26C80	R-2056 26C44	CK-4047 CK-25465 26C80	CK-4047 26C80	CK-4047 26C80	CK-4047 26C80	CK-4047 26C80	CK-26651/-2 26C80	105195 102134 26C81	CK-4047 CK-26651 26C80
Horizontal Oscillator	TR-2294[15] HS 3	R-1406 HS 7	SEE RINGING COIL	SEE RINGING COIL	SEE RINGING COIL	SEE RINGING COIL	SEE RINGING COIL	SEE RINGING COIL	109251	SEE RINGING COIL
Horizontal Ringing Coil	NOT USED	R-1405 HS 8	CL-5464/-1 HS 5[1]	CL-5464/-1 HS 5[1]	CL-5464/-1 HS 5[1]	CL-5464-1 CL-28518 HS 5[1]	CL-5464-1 HS 5[1]	CL-5464-1 CL-28785 HS 5[1]	109237 HS 8	CL-5464-1 HS 5[1]
Antenna Input (Balun)	NOT USED									
Video IF	CL-4806 17-4534	R-2062 17-4534	CL-4806-1 17-5003[48]	CL-4753-1 17-4534	CL-4753 17-4534	CL-4753 CL-26946 17-4534	CL-4511 17-4523	CL-26946 CL-4753 20-1049	109252 17-3418	CL-26946 CL-4753 20-1049
Video IF	CL-4511 17-4523	R-2054 17-4522	CL-4511 17-4523	CL-4511 CL-28083 17-4523	CL-4511 17-4523	CL-4511 17-4523	CL-4511 17-4523	CL-4511 CL-4791 17-4523	109253 17-3417	CL-4511 17-4523
Video IF	CL-4511 17-4523	R-2055 17-4522	CL-4511 17-4523	CL-4791 17-5004	CL-4791 17-5004	CL-4791 17-5004	CL-4511 17-4523	CL-26618 CL-26953	109254	CL-26618 CL-26953
Video IF	CL-4806	NOT USED	CL-4511 17-4523	CL-28083 17-4523	CL-5670	CL-26953 CL-28496	CL-26189	CL-4791 17-5004	105294 17-3417	CL-4791 17-5004
Ratio Det. or Quadrature	CL-3603-1 17-1031	R-2159 20-1005	CL-3603-1[42] 17-1031	CL-3603/-1 17-1031	CL-3603-1[42] CL-3606-1 17-1031	CL-3603-1 17-1031	CL-3603-1 17-1031	CL-31052 CL-3603-1 17-1031	106383 20-1050	CL-31052 17-1031
Trap	47.25MC 20-1049	N-9011 20-1004	CL-5837 20-1049	NOT USED	CL-4806-1 17-5003[48]	CL-4753 20-1049	NOT USED	CL-25545 CL-28650 20-1049	109255 105295	CL-4753 20-1049
Trap	TR-3386-1	NOT USED	CL-4753 20-1049	CL-25518 17-1026[1,49]	CL-25545 20-1049[49]	CL-25545 20-1049[49]	CL-25545 20-1049[49]	CL-4753 20-1049	109262	CL-25545 20-1049
1st Sound IF	CL-3614 17-3495[39]	R-1635 17-3400	CL-5706 20-1020	CL-3614 17-3495[39]	TR-3386-1 17-3495[39]	TR-3386-1 17-3495[39]	TR-3386-1 17-3495[39]	CL-4021 17-3412	109261 20-1052	TR-3386-1 17-3495[39]
2nd Sound IF	CL-4021 17-3412	R-2160	TR-3386-1 17-3495[49]	CL-4021 17-3412	CL-25518 CL-4021 17-3412	CL-4021 17-3412	CL-5706 20-1020	TR-3386-1 17-3495[49]	NOT USED	CL-4021 17-3412
AM IF and FM IF	TR-1644 16-6758	NOT USED	TR-1644/45 16-6758	NOT USED	TR-1655/45 16-6758	TR-1644/45 16-6758	TR-1644/45 16-6758	NOT USED	NOT USED	TR-1644/45 TR-28017 16-6758
AM IF and FM IF	TR-1643 16-6758	NOT USED	TR-1643 16-3487	NOT USED	TR-1643 16-3487	TR-1643[53] TR-26714 16-3487	NOT USED	NOT USED	NOT USED	TR-1643[53] TR-26714 16-3487
Peaking	CL-1358 19-3180[41]	R-1470 19-3093	CL-1358 19-3180	CL-1358 19-3180	CL-1358 19-3180	CL-1535 19-3180	CL-1358 19-3180	CL-1535 19-3180	CHROMA COILS See Note 58	CL-26425 19-3100
Peaking	CL-2614 19-3500	R-1950	CL-1537 19-4180	CL-2614 19-3500	CL-2614 19-3500	CL-26425 19-3100	CL-1537 19-4180	CL-26425 19-3100		CL-26426 19-4160
Peaking	CL-3403 19-3300	R-1949 19-5100[43]	CL-5827 19-3300	CL-3403 19-3300	CL-5827 19-3300	CL-26426 19-4160	CL-25786 19-4160	CL-26426 19-4160		CL-3398 19-3250
Peaking	CL-3398 19-3250[32]		CL-25491 19-3660	CL-2614 19-3500	CL-25491 19-3660	CL-25491 19-3660	CL-25787 19-3125	CL-25491 19-3660		CL-2614 19-3500
RF Choke	CK-4415 19-1004	R-1431 19-6022[43]						CL-3398 19-3250		CK-4415 19-1004
Filament Choke	CL-2427 19-3001	R-2065 19-1001								

Service notes may be found at the end of the OLYMPIC section.

PART NAME	21	22	23	24	25	26	27	28	29	
Flyback	TR-27837-2 TR-3599-6 Fly 207	TRJ-31366 TDT-331-H	112820 Fly 273	TRJ-31528	TDT-334J-1 TDT-334J-1	TDT-331K TDT-331K	TR-29556	TR-3599-7 TR-3599-7	TR-32061R 113382	
Yoke	CL-3600-7 SA29096 Y 89	TDT-332E[63] CLJ-31367 Y 91	109457 Y 107	CLJ-31516	CLJ-33010 TDT-335JE-1 Y 91	CLJ-31367 TDT-332E-1 Y 91	SA29939 Y 89	SA29939 Y 89	CL-32138R 109457 Y 107	
Vertical Output	TR-25791-2 26S27	TRJ-31364 TDT-330 26S85	112821 26S86	TRJ-31527 26S04[1]	TRJ-31364 TDT-330 26S85[1]	TRJ-31364 TDT-330 26S85[1]	TR-31659-1 26S72[1]	TR-31659-1 26S72[1]	TR-332062R 113390 26S86	
Vert. Blocking Oscillator	NOT USED	NOT USED	NOT USED	NOT USED	NOT USED	NOT USED	NOT USED	NOT USED	NOT USED	
Width Coil	NOT USED	NOT USED	NOT USED	CLJ-31558 WC 22	NOT USED	NOT USED	NOT USED	NOT USED	NOT USED	
Linearity	NOT USED	NOT USED	112875	NOT USED	NOT USED	NOT USED	NOT USED	NOT USED	NOT USED	
Power	TR-2787[62] 26R116	NOT USED	112845 26R150	NOT USED	NOT USED	NOT USED	NOT USED	TR-31752 26R116	TR-32060R 906153-501 26R150	
Filament	TR-28314 21F09	NOT USED	NOT USED	NOT USED	NOT USED	NOT USED	NOT USED	NOT USED	TR-32696	
Focus Coil	NOT USED	NOT USED	NOT USED	NOT USED	NOT USED	NOT USED	NOT USED	NOT USED	CL-32071R	
Audio Output	TR-28051[57] 24S05	TRJ-31365 TLT-123 24S51	112822 26S48	TRJ-31529 24S05[1]	TRJ-33025 TLT-128H41 22S33	TRJ-31365 TLT-123H41 24S51	TR-29530 24S48	TR-217112-164	TR-32063R[66] 26S45	
Choke	CK-4047 26C80	TLT-122-07 26C79	112829 26C81	TRJ-31526	CKL-33014 TLT-12241 26C77	CKL-33014 26C77	CK-26651-2 26C80	CK-26651-2 26C80	CK-32072R 26C81	
Horizontal Oscillator	SEE RINGING COIL	SEE RINGING COIL	112866	CLJ-31549	SEE RINGING COIL	SEE RINGING COIL	CL-28785 HS 5	CL-28785	112866	
Horizontal Ringing Coil	CL-5464-1 CL-28518 HS 5	CLJ-31375 TDT-276 HS 5	NOT USED		CLJ-31375 TDT-276 HS 5	CLJ-31375 TDT-276 HS 5				
Antenna Input (Balun)										
Video IF	CL-4791 CL-4711 17-4523	CLJ-31368 TRT-437 20-1049	109252 17-3418	CLJ-31521	TRJ-33011	CLJ-31368 20-1049	CL-31654	CL-31654	109252 17-3418	
Video IF	CL-4753 20-1049	CLJ-31370 TRT-433 17-4522	109253 17-3419	TRJ-31522	CLJ-33012	CLJ-31370 17-4522	CL-31655	CL-31655	113547	
Video IF	CL-29016 CL-28234	CLJ-31369 TRT-435 17-4522	112879	TRJ-31523	CLJ-33012	CLJ-31369 17-4522	CL-31656	CL-31666	112879	
Video IF	CL-28212 17-5003	TRJ-31372 TRT-461H	112871	TRJ-31524	CLJ-33013	TRJ-31372	NOT USED	NOT USED	112871	
Ratio Det. or Quadrature	CL-3603-1/C 17-1031	TR-31374 TRT-424	106383 20-1050	CLJ-31519	TRJ-33024	TRJ-31374	CL-3603 17-1031	CL-3603 17-1031	106383 20-1050	
Trap	CL-25545 CL-28650 20-1049	CLJ-31371 TRT-439K 17-4538	109255 105295	CLJ-31525		CLJ-31371 17-4538	CL-29978	CL-29977 CL-29978	105295	
Trap	CL-4753 20-1049	CLJ-31373 TRT-408 20-1005		CLJ-31517					109255	
1st Sound IF	TR-3386-1 17-349549	CLJ-31373 TRT-408 20-1005	109261 20-1052	CLJ-31518	CLJ-33028	CLJ-31373 20-1005	TR-3386-1 17-349549	TR-3386-1 17-349549	109261 20-1052	
2nd Sound IF	CL-4021 17-3412		112870	CLJ-31520		CLJ-31373 20-1005	CL-4021 17-3412	CL-4021 17-3412	112870	
AM IF and FM IF	TR-1644/45 16-6758	NOT USED	NOT USED	NOT USED	NOT USED	NOT USED	NOT USED	TR-3176[65]	TRP-31768	
AM IF and FM IF	TR-26714 TR-27126 16-3487	NOT USED	NOT USED	NOT USED	NOT USED	NOT USED	NOT USED	TR-31898P TRP-31707 16-6780	TR-31898P 16-6780	
Peaking	CL-1535 19-3180		101819 19-3036	19-4060	19-4060	19-4060	CLP-31683 19-3036	CLP-31683 19-3036	113404 19-3660	
Peaking	CL-26425 19-3100		109840 19-4060	19-3250	19-4251	19-4251	CL-32624P 19-3100	CL-32624P 19-3100	101819 19-3036	
Peaking	CL-26426 19-4160		100131 19-3125	19-3180	19-4201	19-4201	CLP-31686 19-3160	CLP-31686 19-3160	103037 19-3375	
Peaking	CL-25491 19-3660		109257 19-3600		19-4400	19-3600	CL-3398 19-3180	CL-25491 19-3660	109840 19-3060	
RF Choke										
Filament Choke										

Service notes may be found at the end of the OLYMPIC section.

1 Mounting difference.
2 TR-1492/1914 used in models TV-105/922/L/944/945, XL-210/11 replaced by Fly 1, TR-2092 used in XL-612/13 replaced by Fly 9[1].
3 Use Y 5 for 16" tubes.
4 TR-1764 used in TV-247/947/949/950, XL-210/211/612/613 replaced by 26S51.
5 CL-1842-1, CL-1687, CL-1842 used in some models - no replacement.
6 TR-1475 used in models TV-104/5/6/7/8/922/L/944/5/6/246 replaced by HS 2.
7 Use 15 to 1 turns ratio.
8 TR-3385 used in chassis R/S/U/W/X replaced by 26S51.
9 TR-2978 used in chassis TN replaced by 26R91[1].
10 CL-2990, TR-2294 used in chassis TN, R, S, U replaced by HS 3.
11 TR -1966-1 replaced by 26R19.
12 TR-2686 replaced by 26S48.
13 May require use of original network.
14 TR-2990-1 replaced by HS 9.
15 CL-5464 used in DU, DUU, DY models replaced by HS 5[1].
16 TR-3597 used in chassis AA replaced by Fly 75.
17 CL-3598 used in chassis AA replaced by Y 9[13].
18 TR-3557 used in AA chassis - no replacement.
19 Used in chassis AA/ AB, AK (TA series).
20 Use original rear cover plug and connect same as original.
21 TR-3597-2 used in chassis CT, CU replaced by Fly 75.
22 CL-3600/-1 replaced by Y 16[13].
23 TR-3689 used in a few chassis - replaced by 26S26.
24 TR-4697 used in chassis CT, CU replaced by 24S54[1].
25 CK-4047 replaced by 26C80.
26 TR-3599 used in early production - replaced by Fly 20[45].
27 TR-3385 used in models DD, DDU, DH, DHU - replaced by 26S51.
28 Parallel with 10 K resistor.
29 Parallel with 39 K resistor.
30 Use one winding only.
31 CL-3500 replaced by 17-5004, CL-2309 replaced by 17-1062, CL-2754 replaced by 17-1006.
32 CL-2972 replaced by 19-1020, TR-2781-1 replaced by 17-3496, TR-2630 replaced by 17-3497.
33 CL-2973 replaced by 20-1006, CL-2972 replaced by 19-1020.
34 Parallel with 22 K resistor.
35 CL-2614 replaced by 19-3500, CL-3398 replaced by 19-3250 a 15 K resistor, CL-3401 replaced by 19-3075 a 22 K resistor, CL-3403 replaced by 19-3300.
36 TR-1469 replaced by 17-1013, TR-2630 replaced by 17-3497.
37 Parallel with 15 K resistor.
38 CL-2972 replaced by 20-1021, CL-2973 replaced by 20-1006.
39 Use one winding only and add 5 MMF capacitor externally.
40 Used in chassis CT and CU.
41 Parallel with 12 K resistor.
42 TR-1646 ratio detector replaced by 17-3498.
43 Parallel with 4.7 K resistor.
44 TR-1474 used in Model TV922 replaced by 26R98.
45 Connect leads to the same terminal numbers except connect - Original terminal #7 to New terminal #6 - Original terminal #6 to New terminal #2
46 Connect same as original except connect - Original #2 & 3 to New #2.
47 Jumper Fly 204 Terminal #6 & 8.
Connect same as original except connect original 2 & 3 to new #2.
48 Do NOT use Secondary Winding.
49 Add External Capacitor.
50 TR-25791/-C/-2 used in chassis HA/HAU/HB/HBU/HD/HDU/HF/HFU/HH/HHU/HE/HEU/HJ/HJU/HU/HUU/JA/JAU replaced by 26S27.
51 TR-2690-1 used in Radio chassis 107/114-1 replaced by 24S50A[1]. TR-25743 used in radio chassis 134 replaced by 24S06. TR-25367 used in chassis HE/HEU/HJ/HJU/JA/JAU replaced by 22S87[1].
52 TR-25922 used in radio chassis 144/46/47/49/52/53 replaced by 24S06. TR-26020, TR-27104 used in radio chassis 174, 175. TR-28495 replaced by 24S48.
53 TR-1646 used in radio chassis 144/47/49/52 replaced by 17-3498.
54 Use high current 6.3 volt winding.
55 Use original Yoke plug -
Connect Yoke Terminal #2 to Plug #3
Connect Yoke Terminal #1 & 3 to Plug #5
Connect Yoke Terminal #7 to Plug #8
Connect Yoke Terminal #4 to Plug #1
Connect Yoke Terminal #6 to Plug #7
56 TR-27157 used in chassis KRB/KRD - no replacement.
TR-26192-1 used in chassis KE/KEU replaced by 26R40.
TR-25747 used in Radio chassis 159 - no replacement.
TR-27125 used in Radio chassis 160/161 replaced by 26R47.
57 TR-28019/B/-2 used in some chassis replaced by 24S52.
TR-2766-1C used in some chassis replaced by 24S78[1].
TR-25922/-1 used in Radio chassis replaced by 24S06.
TR-27104 used in Radio chassis 156 - no replacement.
58 Chroma Coils: 105213 replaced by 17-6018
105214 replaced by 17-6019
105216 replaced by 17-6011
107837 - no replacement
107290 - no replacement
107575 - no replacement
59 CL-27854 & SA-29097 al so replaced by Y 90.
60 TR-5620-3 - no replacement.
TR-29105 replaced by 22S27.
61 TR-28152 replaced by 26R40.
62 TR-27125 used in radio chassis replaced by 26R47.
63 TDT-326E-1 also used - no replacement.
64 TRP-31715 replaced by 26S49, TR-28019-3 replaced by 24S51.
65 TRP-31707 used in 306 chassis replaced by 16-6780.
66 TR-29429P-1, TR-31906 - no replacement.

PARTS LIST

USE THIS PAGE if PART NUMBER is available.

PACKARD BELL

MFR'S. PART	REPLACEMENT
25545	17-3401
27004	
27005	26C93
27006/A/-B	26C79
27006C	26C79
27006D/E	26C79
27012	26C79
27013/A	26C79
27016	26C80
29018	17-3487
29021	16-3487
29022A	16-6758
29023	16-6758
29025	17-1011
29026	17-1001
29027	17-1002
29028	17-1003
29029	19-1013
29030	HS 1
29031	17-1043
29036	19-3036
29038	16-3487
29041	16-3445
29047	17-1002
29048	HS 3
29050	16-6678
29051	16-6678
29052	16-6678
29053/B	20-1004
29053C	20-1005
29054	17-3493
29055	17-1063
29056	17-1063
29057	16-3472
29058	17-3487
29059	17-3487
29063	16-6758
29064	16-6758
29066	16-6758
29067	16-6758
29068	17-3493
29077	16-6758
29078	16-6758
29080/C	16-3445
29080D	17-3495
29081	20-1005
29091/A	17-1031
29267	16-6758
29501	19-3250
29502	17-1002
29503	WC 11
29504	WC 14
29505	FC 1
29506	19-4122

MFR'S. PART	REPLACEMENT
29507	19-3093
29508	19-4180
29509	19-3250
29510	24A88
29511	FLY 1
29515	19-4060
29516	20-1021
29517	WC 16
29519	FC 3
29520	19-3036
29521	FC 2
29523	
29527	HS 5
29529	20-1004
29530	Y 6
29531,B,C	WC 17
29532	WC 23
29533	Y 13
29536	Y 13
29537	Y 13
29538	
29539	Y 7[2]
29540	WC 22
29540,B	WC 22
29541	16-3445
29542	Y 9[2]
28545	20-1005
29546	
29547	17-3402
29548/A/C	20-1004
29549	17-1070
29551	19-3001
29552	19-3093
29553	17-1069
29554	17-1070
29555B	WC 18
29556	Y 11[2]
29557	19-3250
29558	19-4400
29559/A	20-1049
29560	17-4536
29561/A	17-4523
29563	16-3445
29564/A	20-1049
29565/A	17-4538
29566	19-1005
29567	Y 14[2]
29568	WC 18
29569	WC 22
29570A	17-4535
29572A	17-4522
29573	
29574	17-4501

MFR'S. PART	REPLACEMENT
29575	Y 14[2]
29576	
29576A	20-1005
29577	19-4400[24]
29579	17-4522
29581	WC 18
29582/A	HS 5
29583	
29583/A	
29584/A	17-4534
29585	17-4523
29586/A	17-4522
29587	17-4522
29587A	17-4523
29587B	17-4523
29589/A	HS 5
29590/A/B	Y 60
29590/C	Y 60
29606	19-4122
29629	HS 5
29644/A	17-4523
29645C	Y 52
29646	19-1005
29650	19-4060
29659/D	HS 5
29661	HS 17
29669/A	19-3600
29694	17-3477
29695/A	HS 5
29695B/D	HS 5
29696	Y 52
29697	17-4523
29698A	
29699/A	HS 5
29702	
29703/A	HS 5
29713	19-3600
29714/C	20-1005
29715/A	HS 5
29716/A	Y 92
29717	Y 52
29718/A	WC 34
29718/B/C	WC 18
29722/23	
29724	
29727	17-3411
29728	17-3413
29729	17-3414
29730	17-3417
29731/32	19-3180
29737	Y 107
29740	WC 35
29741	

MFR'S. PART	REPLACEMENT
29743	
29744	17-6016
29745	17-6018
29746	17-6019
29747	
29748	17-6011
29750	
29752	19-3180
29753/A	HS 5
29755	17-4534
29757	20-1049
29758/A	Y 93
29759	20-1049
29760/64A	20-1049
29766/A	20-1049
29767/68	17-4522
29769/B	17-4522
29771	19-3160
29773	19-3250
29778	20-1005
29779	
29781	19-3250
29782/A	19-1006
29788	
29797	Y 93
29802/A	17-3402
29803/A	
29814/A	
29815/A	17-6012
29818/A	17-4522
29819/A	
29821	
29822/A	
29824	
29826/B	Y 92
29828	17-4522
29829/30	20-1045
29833/A	
29838	20-1005
29839	17-4534
29840	Y 107
29842	Y 92
89027/A	26R26U[1]
89029	
89030	
89031	26A03
89032	26R27U[1]
89033	
89035	26R21
89036/B/-C	26R35[3]
89041	26R35
89042	26R21[3]

MFR'S. PART	REPLACEMENT
89043/-B	26R21[3]
89045	26R92
89046	26A03
89047	26R00
89050	26R88
89051	26R33[3]
89056/-A	26R122
89056/-B	
89056/-C	
89056E	
89058	26R88[28]
89060-A	23V52
89064	
89066	26R130
89067	FLY 201[34]
89076/A/B	26R100
89084	26R120[1]
89090/A	26R122
89097	
89100/A	
89101/2/3/3A	
89104	
89112	
89229	26S01
89405	22S58
89421	
89422	26S53
89423	24S86
89424	FLY 4
89425	22S58
89426	22S58
89426/A	22S58
89427	24S52
89427/A	24S51
89429	
89430	26S52
89431/B	26S56[4]
89432A/-C	FLY 2
89434	26S54
89434/A/B/C	26S54
89434D	26S54
89435	FLY 12
89436	24S51
89436/A/C/D/E	24S51
89437	FLY 12
89438/B	FLY 12
89439	22S56
89440	FLY 24[21]
89440/A	FLY 24[21]
89441	26S57[1,16]
89442	26S53[2]
89442/B	FLY 16

MFR'S. PART	REPLACEMENT
89443/B	26S73
89448/B	FLY 16[26]
89451	26S52[1]
89456/A	26S56[4]
89456/B	26S56
89457	FLY 24[21]
89458/B	FLY 76[1,25]
89460/A	22S58
89461/B	FLY 212
89465	FLY 202[27]
89465A	FLY 202[27]
89466	26S48
89479B/D	FLY 100
89479D	FLY 100
89480	26S14
89480A/B	26S08
89483/B	26S08
89488/A	
89489/A	
89500/B	24S49
89500/C	24S52
89501/B	26S08
89502/A	
89503/A	
89506	26R150
89507	
89508	
89510	26C81
89515/A/B	22S33
89515/C	
89516	
89519C/D	
89522/B	26S08
89527	
89529	26S01[1]
89532/B	22S58
89534/35	
89543/A/B	26S07
89544	
89545/A	22S33
89545/B	24S51
89546/A	
89547	26R150
89548/B	FLY 273
89549	26S86
89550/A	
89551	22S86
89552/A	24S51
89553/56	
89554	26R150
89557A	26C81
89561	26R111[1]

Next page for MODEL & CHASSIS index

Service notes may be found at the end of the PACKARD BELL section.

PACKARD BELL

MODEL INDEX

MODEL	COLUMN NUMBER
17T1	27
17VC1	21
17VK1	25
17VT1/U	18
17VT3	21
17VT4	21
17VT7	25
17VT8	21
17VT9	21
17VT10	26
17VT11	26
19C2	32
19C3	32
19T1	29
19T2	27
19T3	29
19T3TC	29
19T6	32
19T7	32
19T8	32
19T9	32
19T10/11	32
19T12	32
19T13/14	32
19T15	32
19T15A	32
19T16/17/18/19	32
19T20	32
19T21	32
19T22	32
19T23	32
19T24/25	32
19T26	32
19T27	32
19T33	32
19T34/35	32
19T36	32
19T37	32
19VT1/2	26
19W1	32
19W1C	32
21C1/2	24
21C3	27
21C5/6	29
21CC3/A	30
21CC4/5	30
21CC5A	33
21CD2/3	30
21CD3A	33
21CK1	30
21CT3/5	30
21CT5A	33
21DC1/U	16
21DC2/U	16
21DC3/U	20
21DC4/U	20
21DC5/6/7	22
21DC9/10	24
21DC12	24
21DC16	24
21DD1/U	16
21DK3	24
21DT1/U	16
21DT2/U	20
21DT4	24
21K1S	24
21K2	27
21K3	29
21SC1/U	16
21SC3/C4/C5	19
21SC6/7/8	23
21SC9/11/12	23
21SK2	19
21SK3	23
21SK3A	23
21ST1/U	16
21ST2	19
21ST3	23
21ST4	23
21T1	24
21T2	27
21VC5	23
21VC8	26
21VC9	26
21VT1/U	18
21VT2	23
21VT3	23
21VT4	21
21VT5	25
21VT6	26
21VT7	26
23C4	29
23C5/6/7	29
23C8	29
23C9	32
23DC2	28
23DC5/6	24
23DC10/M	31
23DC11	31
23DC12/13	31
23DC17/18/19/20	32
23DC101	34
23DD1	24
23DD3	28
23DD4/6	28
23DD7/8	31
23DD10	32
23DD101	34
23DK1	24
23DK2	28
23DK3	31
23DK4/S	31
23DK5S	31
23DT1	31
23K1	29
23K3/S	32
23K4S	32
23K5	32
23SC1	32
23ST1	32
23ST2	32
23T1	27
23T3	29
23T6	32
23VC1	26
23VT1	26
24C1	24
24DC1/U	16
24DC2/U	20
24DC4	22
24DC5	24
24DD1/U	16
24DD2/U	20
24DK2/U	20
24DT1/U	16
24DT2/U	20
24SC2	23
24SC3	23
24ST1/U	16
24ST2	19
24ST4	23
24T2A	29
24T2B	32
24VT1	23
27DD1	31
1841/2	10
1941/2	10
2001TV	1
2002TV	1
2041/2/3/4	10
2091/2	6
2101/02/05	4
2105A	4
2111/12/13	4
2114	4
2115	4
2116 (Deluxe)	4
2116 (Std)	4
2117 (Deluxe)	4
2117 (Std)	4
2118	4
2141/2/3/4	10
2202/04	4
2291TV	6
2292TV	6
2293TV	6
2294TV	6
2295TV	6
2296TV	6
2297TV (Deluxe)	6
2297TV (Std)	6
2298TV	6
2301TV	5
2302	5
2311	5
2421/22	7
2423	7
2601TV	6
2602	4
2621/22	4
2692TV	6
2721/22	8
2723-4	8
2742/3/4	13
2801ATV	5
2801TV	5
2803TV	5
2811A	5
2822	7
2841	11
2842/3/4	13
2846/7	11
2921/2	8
2941	13
2942/6/7	11
2991TV	6
3021	4
3041	13
3042/142	11
3191/2/7	6
3381	6
4580	9
4691	9
17101/U	14
17104/U	14
21102/U	12
21103/U	12
21103A/U	15
21201/U	14
21202/U	12
21202A/-U	15
21204/U	14
21206/U	14
21401/U	12
21401A/-U	15
21402/U	14
24203/U	17
24205/U	17

CHASSIS INDEX

CHASSIS	COLUMN NUMBER
T-1	12
T-1A	15
T-10	14
T-20	17
TVP-1/-2	27
TVT-1/-2	27
V8-1	18
V8-2	21
V8-2(Revised)	21
V8-3	26
V8-4/-5	25
V8-7/-8/-9	26
3T3	23
7HF1	32
7TU1	24
7TU3	27
7TU5-	29
8HF1-1/2-1	32
8TU2	24
8TU4	28
8TU5	30
8TU6	31
88S1/U	16
88S2	19
88S3/4	23
88-5/-6	24
88-8/-9/-10/-11	29
88-13C/D/E/F/G	32
88-14C/D/F/G/J/K/L/M/P	32
88-14Q/R/S/T/V/W/X/Y/Z	32
88-15C/D/E/F	32
98C3/4	30
98C6	30
98C7C	33
98D1/U	16
98D2	20
98D3	22
98D4	24
98D5	24
98D6	24
98D7	24
98D8	24
98D10/11/13	28
98D14/C	31
98D15	31
98D17	34
1840	10
2040	10
2091-2	6
2101/11-2	5
2114	5
2115-2	5
2117	5
2201-4	5
2291	6
2297-8	6
2421/-2	7
2423/-2	7
2621-2	5
2710/20	8
2740	13
2822	7
2840	11
2921/22	8
2940-1	13
3040-1	11

PART NAME	1	2	3	4	5	6	7	8	9	10
Flyback	Fly-1	89435 Fly-12	89437 Fly-12	89432A/C Fly-2	89429	29511[5] Fly-1	89437 Fly-12	89438 Fly-12	29511[5] Fly-1	89440 Fly-24[21]
Yoke	Y-3	29539 Y-7[2]	29542 Y-10[2]	29533/36/37 Y-13	29530 Y-6	29501 Y-3	29542 Y-10[2]	29542/A Y-10[2]	29501 Y-3	29556 Y-11[2]
Vertical Output	89422 26S53[1]	89434 26S54	89434 26S54	89431/B 26S56[4]	89430 26S52	89422 26S53[2]	89434 26S54	89434/A 26S54	89423 24S86	89441 24S57[1,16]
Vert. Blocking Oscillator	89031 26A03	NOT USED	NOT USED	89031 26A03	89031 26A03	89031 29515 26A03	NOT USED	NOT USED	29510 24A88	89046 26A03
Width Coil	WC-11	29540 WC-22	NOT USED	NOT USED	29532 WC-23	29503 WC-11	NOT USED	29540/B WC-22	29503 WC-11	29555B WC-18[17]
Linearity	WC-14	NOT USED	NOT USED	29504 WC-14	29531 WC-17	29504[6] WC-14	NOT USED	29531/B WC-17	29504[13] WC-14	NOT USED
Power	89035 26R21[1]	89042 26R21[3]	89043 26R21[3]	89036/B 26R35[3,32]	89036 26R35[3,32]	89032[7] 26R27U[1]	89043 26R21	89043/B 26R21[3]	89029/30	89045 26R92[3]
Filament	NOT USED	NOT USED	NOT USED	NOT USED	NOT USED	NOT USED	NOT USED	NOT USED	NOT USED	NOT USED
Focus Coil	29505 FC-1	NOT USED	NOT USED	NOT USED	29519 FC-3	29521[8] FC-2	NOT USED	NOT USED	29505 FC-1	
Audio Output	89427 24S52	89427 24S52	89426 22S58	89427 24S52	89426 22S58	89405[9] 89425/26 22S58	89436[11] 24S51	89436[12] 24S51	89421	89427A 24S51
Choke	NOT USED	27005 26C93	27005 26C93	27005 26C93	27005 26C93	27005 26C93	27005 26C93	27005 26C93	27004	27005 26C93
Horizontal Oscillator	SEE RINGING COIL	SEE RINGING COIL	SEE RINGING COIL	SEE RINGING COIL	SEE RINGING COIL	29048[10] HS-3	SEE RINGING COIL	SEE RINGING COIL	NOT USED	SEE RINGING COIL
Horizontal Ringing Coil	HS-5	29527 HS-5	29527 HS-5	29527 HS-5	29527 HS-5	29527 HS-5	29527 HS-5	29527 HS-5	NOT USED	29527 HS-5
Antenna Input (Balun)	NOT USED	NOT USED	NOT USED	NOT USED	NOT USED	NOT USED	NOT USED	NOT USED		
Video IF	29055 17-1063		29547 17-1070	29523	29523	21.8MC 17-1004	21.8MC 17-1004	21.0MC	29026 17-1001	29559 20-1049
Video IF	29056 17-1063	29055 17-1063	29546 17-1069	29055 17-1063	29055 17-1063	29028 17-1003	29549 17-1070	29553 17-1069	29027 17-1002	29560 17-4536
Video IF	NOT USED	29056 17-1063	29055 17-1063	29055 17-1063	29055 17-1063	29047 17-1002	29538 17-1069	29554 17-1070	29028 17-1003	29574 17-4501
Video IF	NOT USED		29056 17-1063	29056 17-1063	29056 17-1063	29028 17-1003	29056 17-1063	29554 17-1070	NOT USED	29573
Ratio Det. or Quadrature	29054 17-3493	29054 17-3493	29054 17-3493	29054 17-3493	29054 17-3493	29031 17-1043	29054 17-3493	29054 17-3493	29018[14] 17-3487	29054 17-3493
Trap	29529 20-1004	29529 20-1004	29545 20-1004	29529 20-1004	29529 20-1004	29516 20-1021	25545 17-3401	29548 20-1004	NOT USED	NOT USED
Trap	NOT USED	NOT USED	NOT USED	NOT USED	NOT USED	NOT USED	NOT USED	NOT USED	29502 17-1002	29565[15] 17-4538
1st Sound IF	29053 20-1004	29053 20-1004	29053 20-1004	29053 20-1004	29053 20-1004	29025 17-1011	29053 20-1004	29053 20-1004	29025 17-1011	29563 17-1021
2nd Sound IF	NOT USED	NOT USED	29541 16-3445	NOT USED	NOT USED	NOT USED	29541 16-3445	29541 16-3445	NOT USED	NOT USED
AM IF and FM IF	NOT USED	NOT USED	NOT USED	NOT USED	29050/51 16-6678	NOT USED	NOT USED	NOT USED	29022A/23 16-6758	NOT USED
AM IF and FM IF	NOT USED	NOT USED	NOT USED	NOT USED	29052 16-6678	NOT USED	NOT USED	NOT USED	29038/21 16-3487	NOT USED
Peaking	120UH 19-4122	29520 19-3036	29520 19-3036	29520 19-3036	29520 19-3036	29508 19-4180	29509 19-3250	29552		29566 19-1005
Peaking	36UH 19-3036	29508 19-4180	29606 19-4122	29508 19-4180	29508 19-4180	29506 19-4122	29523	29509 19-3250		29508 19-4180
Peaking	93UH 19-3093	29507 19-3093	29507 19-3093	29507 19-3093	29507 19-3093	29507 19-1920	29506 19-4125	29506 19-4122		29558 19-3500
Peaking	180UH 19-4180	29506 19-4125	29506 19-4125	29509 19-3250	29506 19-4122	29509 19-3250	29507 19-3093	29520 19-3036		29506 19-4122
RF Choke	NOT USED	NOT USED	NOT USED	NOT USED	NOT USED	29115 19-4060		29523		29557 19-3250
Filament Choke		19-3001	19-3001	19-3001	19-3001	19-4215	19-1007	29551 19-3001		NOT USED

Service notes may be found at the end of the PACKARD-BELL section.

Printed in USA

PACKARD BELL

PART NAME	11	12	13	14	15	16	17	18	19	20
Flyback	89442B Fly-16	89440A 89457 Fly-24[21]	89438 Fly 12	89440 Fly-24[21]	89457 89440A Fly-24[21]	89458B Fly-76[1,25]	89448B Fly-16[26]	89465 Fly-202[27]	894588[40] Fly-76[1,25]	894588[40] Fly-76[1,25]
Yoke	29567 Y-14[2]	29583	29542 Y-9[2]	29556 Y-11[2]	29583A	29590A/B Y-60	29575 Y-14[2]	29590A Y-60	29590C Y-60	29590C Y-60
Vertical Output	89443/B 26S73	89456 26S56[4]	89434 26S54	89456/A 26S56[4]	89456/A 26S56[4]	89434/C 26S54	89451 26S52[1]	89434C 26S54	89434C 26S54	89434C 26S54
Vert. Blocking Oscillator	NOT USED	89046	NOT USED	89046	NOT USED	NOT USED	NOT USED	NOT USED	NOT USED	NOT USED
Width Coil	29568 WC-18	29581 WC-18	29540 WC-22	29555 WC-18	NOT USED	NOT USED	29568 WC-18	NOT USED	NOT USED	NOT USED
Linearity	296 29569 WC-22	NOT USED	29531 WC-17	NOT USED	NOT USED	NOT USED	29569 WC-22	NOT USED	NOT USED	NOT USED
Power	89047 26R94	89045 26R92	89043 26R21[3]	89051 26R33[3]	89045 26R92	89056A 26R122	89050 26R88	89058 26R88[28]	89056B/D	89056C
Filament	NOT USED	NOT USED	NOT USED	NOT USED	NOT USED	NOT USED	NOT USED	NOT USED	NOT USED	NOT USED
Focus Coil	NOT USED	NOT USED	NOT USED	NOT USED	NOT USED	NOT USED	NOT USED	NOT USED	NOT USED	NOT USED
Audio Output	89436 24S51	89426 22S58	89436 24S51	89427 24S51	89426/A 26S58	89436A 24S51	89439 22S56	89436A 24S51	89436A[29] 24S51	89436A[29] 24S51
Choke	27005 26C93	27005 26C93	27005 26C93	27006 26C79	27005 26C93	27006A/B 26C79	27005 26C93	270068 26C79	270068 26C79	270068 26C79
Horizontal Oscillator	SEE RINGING COIL	SEE RINGING COIL	SEE RINGING COIL	SEE RINGING COIL	SEE RINGING COIL	SEE RINGING COIL	SEE RINGING COIL	SEE RINGING COIL	SEE RINGING COIL	SEE RINGING COIL
Horizontal Ringing Coil	29527 HS-5	29527 HS-5	29527 HS-5	HS-5	29582A HS-5	29589A HS-5	29582 HS-5	29629 HS-5	29589 HS-5	29589A HS-5
Antenna Input (Balun)		NOT USED					NOT USED			
Video IF	29559 20-1049	29559 20-1049	29559 20-1049	29559 20-1049	29559A 20-1049	29584 17-4534	29559 20-1049	29584 17-4534	42.5MC	29584 17-4534
Video IF	29561A 17-4523	29560 17-4536	29561A 17-4523	17-4522	29560 17-4536	29585 17-4523	29561A 17-4523	29585 17-4523	45.0MC 17-4523	29585 17-4523
Video IF	29570A 17-4535	29574 17-4501	29570A 17-4535	29579 17-4522	29574 17-4501	29586A 17-4522	29570A 17-4535	29586A 17-4522	29585 17-4523	29587 17-4522
Video IF	29561A[18] 17-4523	NOT USED	29561A[18] 17-4523	NOT USED	NOT USED	29587 17-4522	29561A[18] 17-4523	29587 17-4522	29587 17-4522	29644A 17-4523
Ratio Det. or Quadrature	29068 17-3493	29054 17-3493	29068 17-3493	29054 17-3493	29054 17-3493	29054 17-3493	29068 17-3493	29054 17-3493	29081 20-1005	29081 20-1005
Trap	29548 20-1004	29563 16-3445	29548 20-1004	29563 16-3445	29563 16-3445	29563 16-3445	29548 20-1004	29563 16-3445	29548 20-1004	29564A 20-1049
Trap	29565[15] 17-4538	29565[15] 17-4538	29565[15] 20-1045	NOT USED	29565A[23] 17-4538	29565A[23] 17-4538	29565[15] 17-4538	NOT USED	NOT USED	29565A 17-4538
1st Sound IF	29053 20-1004	29563 16-3445	29053 17-3400	29563 16-3445	29563 16-3445	29563 16-3445	29053 20-1004	29563 16-3445	29053 20-1004	29053B 20-1004
2nd Sound IF	29541 16-3445	NOT USED	29541 16-3445	NOT USED	NOT USED	NOT USED	29576A 17-1031	NOT USED	29080/D 16-3445	29080/D/C 16-3445
AM IF and FM IF	NOT USED	NOT USED	NOT USED	NOT USED	NOT USED	NOT USED	NOT USED	NOT USED	NOT USED	29066 16-6758
AM IF and FM IF	NOT USED	NOT USED	NOT USED	NOT USED	NOT USED	NOT USED	NOT USED	NOT USED	NOT USED	NOT USED
Peaking	29552 19-3093[19]	10UH 19-1005	29552 19-3093[19]	10UH 19-1005	29566 19-1005	29566 19-1005	29509 19-3250	29566 19-1005	19-2864	29566 19-1005
Peaking	29509 19-3250	180UH 19-4180	29509 19-3250	170UH 19-4180	29508 19-4180	29508 19-4180	29552 19-3093[19]	29508 19-4180	19-4201[31]	29552 19-3093[19]
Peaking	29506 19-4122	400UH 19-4400	29506 19-4122	380UH 19-3300	29577 19-4400[24]	29577 19-4400[24]	29506 19-4122	29577 19-4400[24]	19-3093[19]	29509 19-3250
Peaking	29520 19-3036	NOT USED	29520 19-3036	NOT USED	NOT USED	NOT USED	NOT USED	NOT USED	19-4400	29506 19-4122
RF Choke	29566 19-1005	NOT USED	29566 19-1005	19-1005	19-1005	NOT USED	29566 19-1005	NOT USED	NOT USED	29508 19-4180
Filament Choke	19-3001	NOT USED	29551 19-3001	NOT USED	NOT USED	NOT USED	29551 19-3001	NOT USED	NOT USED	NOT USED

Service notes may be found at the end of the PACKARD-BELL section.

PACKARD BELL

PART NAME	21	22	23	24	25	26	27	28	29	30
Flyback	89479B/D Fly-100	89067 Fly-201[34]	89465A[41] Fly 202[27]	89488[42]	89479D Fly 100	89535/34 89516	89503/A 895489A	89527	89519C/D	89507
Yoke	29645C Y 52	29696 Y 52	29590C Y 60	29696 Y 52	29645C Y 52	29716/A[44] Y 92	29717 29696 Y 52	29758/A Y 93	29758/A[47] Y 93	29737 Y 107
Vertical Output	89480/A 26S08	89483 26S08	89434D 26S54	89501 89483/80B 26S08	89480A 26S08	89480B 26S08	89483B 89501 26S08	89501/B 26S08	89522/B[48] 26S08	89508
Vert. Blocking Oscillator	NOT USED	NOT USED	NOT USED	NOT USED	NOT USED	NOT USED	NOT USED	NOT USED	NOT USED	NOT USED
Width Coil	NOT USED	NOT USED	NOT USED	29718/A WC 34	NOT USED	NOT USED	NOT USED	29718/B WC 34	29718/B WC 34	29718/B WC 34
Linearity	NOT USED	NOT USED	NOT USED	NOT USED	NOT USED	NOT USED	NOT USED	NOT USED	NOT USED	29740 WC 35
Power	89064	89066[33] 26R130	89056E	89076/A/B[33] 26R100	89064[33]	NOT USED	89084 26R120[1]	89076/A/B[33] 26R100	89076/A/B[33] 26R100	89506 89554[33] 26R150
Filament	NOT USED	NOT USED	NOT USED	NOT USED	NOT USED	NOT USED	NOT USED	NOT USED	NOT USED	NOT USED
Focus Coil	NOT USED	NOT USED	NOT USED	NOT USED	NOT USED	NOT USED	NOT USED	NOT USED	NOT USED	NOT USED
Audio Output	89436A/D 24S51	89436C 24S51	89436C[29] 24S51	89436D/F[43] 24S51	89436D 24S51	89500B[45] 24S49	89460A[46] 22S58	89436D/F[43] 24S51	89515/A 22S33	89466[43] 26S48
Choke	27006B/C 26C79	27006B 26C79	27006B 26C79	27006D 26C79	27006C 26C79	NOT USED	27012 26C79	27006E 26C79	27013/A 26C79	89510 26C81
Horizontal Oscillator	SEE RINGING COIL	SEE RINGING COIL	SEE RINGING COIL	SEE RINGING COIL	SEE RINGING COIL	29695D 29703A HS 5	29715A HS 5	29703 HS 5	29753A 29703 HS 5	29741
Horizontal Ringing Coil	29695/A/B HS 5	29589A HS 5	29695/A[37] HS 5	29703 HS 5	29695B HS 5	NOT USED	NOT USED	NOT USED	NOT USED	29661 HS 17
Antenna Input (Balun)										
Video IF	29584 17-4534	29584 17-4534	29584 17-4534	29584/A 17-4534	29584/A 17-4534	29584/A 17-4534	29584/A 17-4534	29755 17-4534	29755 17-4534	29727 17-3411
Video IF	29585 17-4523	29585 17-4523	29585 17-4523	29585 17-4523	29585 17-4523	29585 17-4523	29585 17-4523	29585 17-4523	29585 17-4523	29728 17-3413
Video IF	29585 17-4523	29587A 17-4523	29585 17-4523	29585 17-4523	29585 17-4523	29697 17-4523	29585 17-4523	29585 17-4523	29585 17-4523	29729 17-3414
Video IF	29697 17-4523	29644 17-4523	29587A 17-4523	29644A 29587B/A 17-4523	29697 17-4523	29755 17-4534	29587A 17-4523	NOT USED	29750	29730 17-3417
Ratio Det. or Quadrature	29091 20-1005	29694 17-3477	29694 17-3477	29694 17-3477	29694 17-3477	29091A/B 17-1031	29694 17-3477	29694 17-3477	29694 17-3477	29694 17-3477
Trap	29548 20-1004	29564A 29565A 17-4538	NOT USED	29564A 29565A 17-4538	NOT USED	29564A 29565A 17-4538	29564A 29565A 17-4538	29760 29759 20-1049	29759 29757 20-1049	29723/22
Trap	NOT USED	29548 20-1004	29548 20-1004	29548A 20-1004	29548A 20-1004	29548A 20-1004	29548A 20-1004	29564/A 20-1049	29565 17-4538	29724
1st Sound IF	29053 20-1004	29053B 20-1004	29053 20-1004	29053C 20-1005	29053C 20-1005	29080D 17-3495	29714 20-1005	29053C 29576A 20-1005	29714 29545 20-1005	29576A 20-1005
2nd Sound IF	29080D 16-3445	29576	NOT USED	29576A 17-1031	NOT USED	29053C 29714C 20-1005		29548 20-1004	NOT USED	29714 20-1005
AM IF and FM IF	NOT USED	NOT USED	29066 16-6758	29077 16-6758	NOT USED	NOT USED	29077 16-6758	29077 16-6758	29077 16-6758	CHROMA COILS See Note 49
AM IF and FM IF	NOT USED	NOT USED	29067 16-6758	29078 16-6758	NOT USED	NOT USED	29078 16-6758	29078 16-6758	29078 16-6758	
Peaking	29508 19-4180	29508 19-4180	29508 19-4180	29508 19-4180	29508 19-4180	29508 19-4180	29508 19-4180	19-3250	29509 19-3250	29731 29732 19-3180
Peaking	29552 19-3093[19]	29552 19-3093[19]	29552 19-3093[19]	29552 19-3093[19]	29552 19-3093[19]	29552 19-3093	29552 19-3093	19-3093	29713 19-3600	29501 19-3250
Peaking	29577 19-4400[24]	29509 19-3250	29577 19-4400[24]	29509 19-3250	29713 19-3600	29713 19-3600	29713 19-3600	19-4122	29752 19-3180	29669 19-3600
Peaking	NOT USED	29506 19-4122	NOT USED	29506 19-4122			29558 19-4400	19-4180		29646 19-1005
RF Choke	29566 19-1005	29566 19-1005	29566 19-1005	29566 19-1005	29566 19-1005					
Filament Choke										

Service notes may be found at the end of the PACKARD BELL section.

PART NAME	31	32	33	34
Flyback	89544 89550	89546/A 89553/56	89548B Fly 273	89550/A
Yoke	29758/A[47] Y 93	29758/A[52] 29797 Y 93	29840 Y 107	29826B Y 92
Vertical Output	89543/B 26S07	89543/A/B[53] 26S07	89549 26S86	89529 26S01[1]
Vert. Blocking Oscillator	NOT USED	NOT USED	NOT USED	NOT USED
Width Coil	29718 WC 34	29718/B/C WC 18	NOT USED	29718/C WC 18
Linearity	NOT USED	NOT USED	29814A	
Power	89101/2/3/3A 89090A/96	89098/A[54] 26R122[1]	89547 26R150	89561 26R111[1]
Filament	89060 23V52	NOT USED	NOT USED	NOT USED
Focus Coil	NOT USED	NOT USED	29788	NOT USED
Audio Output	89545/A[51] 22S33	89515/B[55] 22S33	89466 26S48	89545/B 24S51
Choke	27006D/E 26C79	27006/E[56] 26C79	89557A 26C81	27006E 26C79
Horizontal Oscillator	29699A HS 5	29699A 29703/A/B HS 5	29659D HS 5	29699A HS 5
Horizontal Ringing Coil	NOT USED	NOT USED	NOT USED	NOT USED
Antenna Input (Balun)				
Video IF	29755 17-4534	29755 29839 17-4534	29767 17-4522	29828 17-4522
Video IF	29585 17-4523	29585 17-4523	29768 17-4522	29818A 17-4522
Video IF	29585 17-4523	29818A 17-4522	29769B 17-4522	29818A 17-4522
Video IF	29585 17-4523	29779	29803A	29819A
Ratio Det. or Quadrature	29694 17-3477	29694 17-3477	29824	29694 17-3477
Trap	29759 29760/64A 20-1049	29759 20-1049	29766A 20-1049	29830 29829 20-1045
Trap	29548 20-1004		29802A 17-3402	29584C 20-1004
1st Sound IF	29778 20-1005	29714 29545A 20-1005	29825D 20-1005	29778 20-1005
2nd Sound IF	NOT USED	29838 20-1005	NOT USED	NOT USED
AM IF and FM IF	29077 16-6758	29267 16-6758	CHROMA COILS See Note 57	NOT USED
AM IF and FM IF	29078 16-6758	29267 16-6758		NOT USED
Peaking	29781 19-3250	29713 19-3600	29650 19-4060	29781 19-3250
Peaking	29506 19-4122	29752 19-3180	29773 19-3250	29506 19-4122
Peaking	29552 19-3093		29771 19-3160	29552 19-3093
Peaking	29508 19-4180	29782A 19-1006	29669A 19-3600	29509 19-3250
RF Choke			29836 19-3036	
Filament Choke				

SERVICE NOTES

1 Mounting difference.
2 May require use of original network.
3 May require top chassis mounting.
4 Use 50:1 turns ratio
5 89424 used in models 2601/92, 2991 replaced by Fly 4.
6 29517 used in models 2601/92, 2991 replaced by WC 16.
7 89035 replaced by 26R21[1], 89027A replaced by 26R26U[1], 89033 used in models 2601, 2692, 2991 — no replacement.
8 29519 used in model 2601, 2692, 2991 replaced by FC 3, 29505 used in 2091TV/92TV, 31919TV/92TV, 3381TV replaced by FC -1.
9 89427 used in model 2091TV/92TV replaced by 24S52.
10 29030 used in 2991 replaced by HS 1.
11 89437 used in a few models replaced by 24S52.
12 89426A used in model 2921 replaced by 22S58, 89439 used in model 2922 replaced by 22S56.
13 29517 used in 4691-TV replaced by WC 16.
14 29029 used in a few models replaced by 19-1013 (remove shunt resistor).
15 29564 replaced by 17-4538.
16 Connect as autoformer.
17 Requires use of original slug or remount thru chassis.
18 29572A 5th Video IF replaced by 17-4522.
19 Parallel with 3.9 K resistor.
20 Original terminals 7 - 4 - T - 1. If insufficient width connect .001 to .005
new terminals 9 - 7 & 8 - 3 - 1. UFD across terminals #T & #3.
21 Original terminals 7 - 4 - T - 3 - 1.
new terminals 9 - 8 - 7 - 3 - 1.
22 Original terminals 7 - 4 - 3 - 1.
new terminals 9 - 8 - 3 - 1.
23 29564A replaced by 17-4538.
24 Parallel with 18 K resistor.
25 Original terminals 8 - 5 - 2. To reduce yoke ringing connect 1,000 ohm resistor in
new terminals 5 - 4 - 1. series with yoke damping capacitor.
In chassis 886 or higher original terminal #1 is not used for AFC; therefore, it is not necessary to use terminals #7 & 8 on Fly 76 in these chassis.
26 Connect as original except connect original #4 to new #T.
27 Original terminals 8 - 5 - 4 - 2.
new terminals 8 - 3 - 2 - 1.
28 Series 6.3 volt windings for 12.6 volts.
29 89466 used in model 24DK2/U. 21SK2/3 replaced by 26S48.
30 Disregard center tap.
31 Parallel with 39K resistor.
32 Parallel 6.3 volt @ 4.5A windings. Tape 5V @ 3A winding.
33 89060-A remote control power transformer replaced by 23V52[1].
34 Original terminals 8 - 5 - 4 - 3 - 2.
new terminals 5 - 4 - 3 - 2 - 1.
35 Parallel with 22 K resistor.
36 Remove plug and connect as original. Use original rear cover and use original horizontal yoke network.
37 29698A, 29699, 29702 used in same chassis — no replacement.
38 Original terminals 6 - 8 - 4 - 2 - 1.
new terminals 8 - 6 - 5 - 2 - 1.
May require only 1 turn H.V. rectifier filament winding.
39 Add resistor same as in original circuit.
40 89465A replaced by Fly 202[27].
41 89486B used in 88S4 replaced by Fly 212.
42 89488A, 89502/A used in some models — no replacement.
43 89460/A, 89532/A, 89532/B replaced by 22S58.
44 29645C used in chassis V8-7/9 replaced by Y 52 — connect same as original.
45 89500C used in chassis V8-7/9 replaced by 24S52.
46 89436D replaced by 24S51.
47 29696 replaced by Y 52, 29716/A replaced by Y 92.
48 89229 replaced by 26S01.
49 Chroma Coils:
29745 replaced by 17-6018.
29743 — no replacement.
29746 replaced by 17-6019.
29747 — no replacement.
29744 replaced by 17-6016.
29748 replaced by 17-6011.
29548A replaced by 17-3402.
50 89529 replaced by 26S01.
51 89551 replaced by 22S86, 89532 replaced by 22S58.
52 29842, 29826/B replaced by Y 92.
53 89529 replaced by 26S01[1].
54 89100/A, 89097, 89112, 89104 - no replacement.
55 89515C — no replacement, 89537 replaced by 22S31, 89560, 89515D, 89552A replaced by 24S51.
56 27016 replaced by 26C80.
57 Chroma Coils:
29815A replaced by 17-6012.
29744 replaced by 17-6016.
29821 — no replacement.
29822A — no replacement.
29748 replaced by 17-6011.
29833A — no replacement.

PARTS LIST

USE THIS PAGE if PART NUMBER is available.

PHILCO

MFR'S. PART	REPLACEMENT
32-4093	
32-4093-1	
32-4099	
32-4100	
32-4112-2	19-3001
32-4112-3	19-3001
32-4112-11	19-3001
32-4112-15	19-1002
32-4112-24	19-1005
32-4112-25	19-1005
32-4112-31	19-1001
32-4112-43	19-1007
32-4112-49	19-1002
32-4112-50	19-1006
32-4112-51	19-1002
32-4112-52	19-1003
32-4112-54	19-1002
32-4112-58	19-1002
32-4112-61	
32-4112-62	19-1005
32-4143/-1	19-3036
32-4143-2	
32-4143-5	19-3180
32-4143-7	19-3250
32-4143-10	19-1005
32-4143-11	19-3036
32-4143-12	19-3125
32-4143-13	19-3180
32-4143-16	19-3036
32-4143-17	19-3001
32-4143-18	19-1005
32-4143-21	19-3660
32-4143-22	19-1002
32-4143-23	
32-4155	20-1004
32-4160A	16-6758
32-4160-3	16-6758
32-4161A	16-6758
32-4163-1/-2	
32-4211/-1	WC 18
32-4213/-1	
32-4214	
32-4218	19-1020
32-4221	14-1060
32-4233	17-1002
32-4233-2	17-1003
32-4233-4	17-1003
32-4234-1	17-1004
32-4234-3	17-1003
32-4234-4	19-1023
32-4234-7	17-1066
32-4234-8	19-1023
32-4234-12	19-1023
32-4234-13	17-1003
32-4234-17	19-1021
32-4234-19	19-1021
32-4236	17-1011[1]
32-4240A	
32-4240-3A	16-6758
32-4256	19-3247
32-4257	16-3487
32-4257-1	16-3487
32-4258	16-6758
32-4261	17-3488
32-4263	14-1073
32-4302	19-1021
32-4303	19-1020
32-4303-2	19-1021
32-4310-3A	17-3498
32-4317/-2	17-1043
32-4318	
32-4350	WC 11
32-4350-1	WC 11
32-4359	17-1004
32-4359-4	17-1003
32-4359-10	
32-4359-12	
32-4361	17-3488
32-4367	HS 2[1]
32-4372-2A	16-3487
32-4396A	17-1011
32-4410-10	
32-4419-1	WC 11
32-4419-2	WC 11
32-4419-3	WC 11
32-4422-27	19-1005
32-4432-1/-2/-3	15-1082
32-4448-1/-2	WC 22
32-4449A/-2	17-1031
32-4450	17-3497

MFR'S. PART	REPLACEMENT
32-4450-2	17-3497
32-4450-5/-6A	17-3497
32-4453-4	14-1040
32-4463-2	20-1004
32-4463-3	20-1004
32-4463-5	20-1004
32-4463-6	20-1004
32-4463-7	20-1004
32-4463-9	20-1004
32-4463-10	20-1004
32-4463-11	20-1004
32-4463-13	20-1004
32-4463-14	20-1005
32-4467-3	19-3100
32-4467-7	19-1921
32-4467-11	19-1923
32-4467-13	19-1923
32-4467-18	19-1921
32-4467-19	19-1921
32-4467-20	19-1921
32-4467-22	19-3125
32-4467-23	
32-4468	WC 23
32-4468-1	WC 23
32-4468-4	WC 23
32-4468-5/-6	WC 23
32-4470/-1/-3	HS 3[1]
32-4480-1	19-3036
32-4480-2/-3	19-3100
32-4480-4	19-3250
32-4480-5	19-3250
32-4480-7	19-1920
32-4480-8	19-3215
32-4480-9	19-3160
32-4480-15	19-4201
32-4480-17	19-1002
32-4480-18	19-3160
32-4480-36	19-3180
32-4486	17-1004
32-4486-6	17-1062
32-4486-9	17-1003
32-4486-12	17-1063
32-4486-13/-17	17-1062
32-4486-27	19-1023
32-4486-29	17-1064
32-4486-30	17-1004
32-4486-32	17-1003
32-4486-33	17-1062
32-4486-41	17-4523
32-4486-42	17-4522
32-4486-43	17-4524
32-4486-45	17-4522
32-4486-46	17-4523
32-4486-47	17-4524
32-4496	
32-4497A	17-1031[1]
32-4505	WC 23
32-4506/-1	HS 3[1]
32-4517A	16-6758
32-4517-1A	16-6758
32-4527	15-1082
32-4537A	16-6758
32-4545-2/-4/-5	17-1079
32-4548	17-4523
32-4548-12	19-3001
32-4548-15	19-1002
32-4548-18	17-4524
32-4548-23	17-4524[1]
32-4548-24/-25	17-4524
32-4548-26	17-4524
32-4548-27	17-4523
32-4557-3/-4	HS 5
32-4583-23	16-6780
32-4597-2	19-1001
32-4597-3	19-3001
32-4597-11	19-1003
32-4597-12	19-1001
32-4597-15	19-1001
32-4598-3	17-4523
32-4598-5	17-4524
32-4598-8	
32-4629-1	
32-4630	19-6022
32-4631A	17-3497
32-4631-1A	17-3497
32-4644-1	
32-4644-2/-5	
32-4644-6/-7	
32-4644-11	
32-4644-12	

MFR'S. PART	REPLACEMENT
32-4644-13	
32-4644-14/-19	
32-4644-15/ -20/25	
32-4645	19-1003
32-4645-1	
32-4645-2	19-1001
32-4645-3/-19	19-1002
32-4645-4	19-1000
32-4645-6	19-1002
32-4645-7	
32-4645-18	
32-4645-19	19-1002
32-4645-20/-22	19-1000
32-4645-32	19-1001
32-4645-33	19-3001
32-4645-34	19-1002
32-4645-35	
32-4645-36	19-3001
32-4645-45	19-1001
32-4645-48/ -52/-53	
32-4652-78/ 79/80	
32-4653-1	19-3180
32-4653-4	19-3100
32-4653-5	19-3160
32-4653-6	19-3250
32-4672-1	HS 5
32-4672-2	
32-4672-3	
32-4672-5	
32-4673	
32-4674	19-1006
32-4674-1	19-6022
32-4684-1	17-4523
32-4686-1/-2/-3	
32-4686-11/-25/ -27/-28/-30/ -31/-32/-34	
32-4688-3	
32-4688-1/-2	17-1078
32-4688-3	
32-4688-5	17-1078
32-4688-6/-7/ -8/-9/-10/-11	17-1078
32-4689/-1	
32-4690	19-4400
32-4690-3	19-3100
32-4690-4	19-1921
32-4690-5	19-3160
32-4690-7	19-3250
32-4690-8	19-3250
32-4690-11	19-4400
32-4690-12	19-3500
32-4690-14	19-3250
32-4690-18	19-3250
32-4691/-1	17-3454
32-4694-11	
32-4725-3	
32-4725-4/-8/ -10/-11	
32-4726-5/-6	
32-4735/-1/-2	17-3453
32-4745-2/-5/ -6/-8	17-1079
32-4754-1	
32-4754-2	HS 16
32-4754-3	HS 16
32-4762-1	19-3375
32-4762-6	19-4160
32-4762-7	19-3180
32-4762-8	19-4201
32-4762-9	19-3275
32-4762-10/-20	19-3330
32-4762-11	19-4400
32-4762-12	19-3500
32-4762-13	19-3600
32-4762-14	19-3660
32-4766-1	17-1079
32-4769-2	19-4500
32-4769-4	19-3330
32-4769-6	19-3180
32-4769-7	19-3375
32-4770-3	HS 3
32-4786-1	
32-4805-1	
32-4808-2	
32-4824-1	
32-4825-3	

MFR'S. PART	REPLACEMENT
32-4834-1	16-6787
32-4834-2/-3	16-6786
32-4837-1	19-1006
32-4840-2	
32-4847-5	
32-4849-2/-7	
32-4851-9	19-3660
32-4853-4	19-3610
32-4854-1	19-3375
32-8206-1	24S86[1]
32-8242/-7	26S49
32-8242-9	26S49
32-8242-11/-12	26S49
32-8244/-1	26S48
32-8244-1	26S48
32-8244-2	26S61
32-8303	26R94[6]
32-8304	26A06
32-8304-3/ -4/-6	26A06
32-8305	Fly 1
32-8306/-1	24S86[1]
32-8307/-2/-3	24A89[1]
32-8308	20C69[1]
32-8309-1	
32-8312	26C42
32-8331	Fly 1[1]
32-8345-1	
32-8355-1	26C64[1]
32-8356	24S51
32-8356-1	24S51
32-8357	
32-8358	Fly 4[1]
32-8362-5	26S50
32-8366	20C55
32-8367/-1/-2	26S50
32-8367/-3/-4	26S50[1]
32-8367-5	26S50
32-8376	
32-8381	
32-8384-2	26S50A
32-8385	
32-8387-1	20C55[1]
32-8391	24R64[6]
32-8398/-1	Fly 4[1]
32-8399	20C55
32-8405	26S71[1]
32-8405-1	26S53
32-8409	Fly 1
32-8411-1	26R15[1]
32-8414	
32-8417	26R19[1]
32-8419-2	26C41
32-8421	Fly 1[1]
32-8422-1	26S77
32-8423-2	26R95[6]
32-8425	26S72
32-8425-1	26S71[1]
32-8428-1/-2	Fly 47
32-8429	
32-8430	
32-8431-2/-3	26A06
32-8431-4/-7	26A06
32-8431-8/ -9/-10	26A06
32-8432	26S70
32-8435	26C43
32-8437	Fly 1[1]
32-8438	26C44
32-8442	26A02
32-8452	26R92
32-8453/-3	Fly 48
32-8454-1/-5	26S51
32-8455	26C43[1]
32-8456	26C76
32-8465-2	Fly 30
32-8468	26F63
32-8469	26R92
32-8478-2	26C91[1]
32-8479-1/-2	26C41
32-8480	24S50A
32-8481	26R94
32-8483	26S50
32-8484-2	Fly 31
32-8488	26R94
32-8492	26S73
32-8500	26C44
32-8509	Fly 30
32-8509-2	Fly 31
32-8512	

MFR'S. PART	REPLACEMENT
32-8514	26C91
32-8515	26S71
32-8517	
32-8519	
32-8522	
32-8525-1	24S51
32-8533	Fly 55
32-8534	Fly 55
32-8537-1	26C44[1]
32-8538	21F43
32-8539	26S30
32-8539-1	26S30
32-8551	
32-8555	Fly 11
32-8565	Fly 27
32-8572	Fly 119
32-8573-1/ -2/-3	
32-8574	21F12[1]
32-8575	
32-8576	
32-8577/-1	26S22
32-8578	24S51
32-8579	
32-8582	
32-8586	
32-8590	
32-8600	
32-8605	26C44
32-8607	Fly 27
32-8617	26C44
32-8624	Fly 27[34]
32-8625	26S30
32-8625-1	26S30
32-8625-2	26S30
32-8629	26S49
32-8631-9	26A02[1]
32-8633	Y 6
32-8634	Fly 17
32-8635	
32-8637	26S15
32-8646/-1/ -2/-3	
32-8653	Fly 27
32-8654/55/56	
32-8657	26R89[6]
32-8658-1/-2	26S52
32-8658-4	26S52
32-8659	26C79
32-8661	
32-8662/-1	
32-8666-1	Fly 16[1,39]
32-8673/-1	26R44
32-8674	24S53
32-8675	26C41
32-8676/-1	26A06[40]
32-8677	Fly 27[45]
32-8677-1	
32-8683-1/-2	
32-8684	
32-8685	
32-8686/-2	26S15
32-8690	26R47
32-8691	Fly 16[1,39]
32-8693	26C76
32-8695/-1	Fly 131
32-8701	Fly 27[1,45]
32-8701-1	Fly 27[1,41]
32-8704	26S14
32-8705-1	Fly 16[1,43]
32-8708	26R43
32-8709	Fly 130
32-8710-2	26C44
32-8710-3/-4/ -5/-6/-7/-8/ -9/-10	26C78
32-8711	26R47
32-8712	26S13
32-8718	
32-8719	26R48
32-8724	
32-8730	26R49
32-8731	26S29
32-8732	26R43
32-8742-2	
32-8745	26C44
32-8746-1	
32-8747-1/-4/-5/ -6/-7	24S48
32-8748	22S50

MFR'S. PART	REPLACEMENT
32-8750	26A01[48]
32-8751	
32-8752	26R124
32-8753-1	Fly 197
32-8755	26C44
32-8756	
32-8757	Fly 197
32-8758	26S72[28]
32-8761	26R88[75]
32-8766	
32-8777	
32-8795/-1	Fly 197
32-8799-1	Fly 265
32-8801-1	
32-8802-1	26S71
32-8805-1	26R128
32-8806-1/-2[95]	Fly 266
32-8807-1/-2	
32-8807-3	26R47
32-8810-1/-3/-5	
32-8811-2	
32-8814-1	26S52
32-8825-1	
32-8825-2	24S52
32-8829-1	26S72
32-8829-2	26S72
32-8829-4	26S72
32-8829-5	26S72
32-8830-1	Fly 196
32-8830-2	Fly 196
32-8830-3	Fly 196
32-8840-1/-2	
32-8845-1/-4	26R126[1]
32-8845-4A	
32-8849-1	24S17[1]
32-8850-1	26R12U[1]
32-8852-1/-2	26S72
32-8853-1	Fly 196
32-8855-1/-2/-3/ -5/-8/-9	Fly 196
32-8862-1	24S51
32-8862-2	24S51
32-8876-1	24S52
32-8877-1	
32-8881-1/-2	
32-8896-1	
32-8897-1	
32-8899-1	Fly 221
32-8902-1/-2/-3/ -4/-5	
32-8903-1	
32-8904-1	26S75[44]
32-8924-2	
32-8940-1	26S72[32]
32-8940-2/ -4/-5	26S72
32-8951-1	
32-8951-2/-4/-1	Fly 222
32-8953-1	22S33
32-8953-3[98]	24S51
32-8958-2	24S07
32-8961-2	22S61
32-8965-1	
32-8996-1/-3	24S56
32-8996-4	24S61
32-8997-1	
32-8999-1	26C79
32-9173	
32-9604	Y 3[3]
32-9608	
32-9613	
32-9619	
32-9620	Y 3[3]
32-9622	Y 3[3]
32-9628	Y 3[3]
32-9633	Y 6[3]
32-9641	Y 6[3]
32-9642	Y 6[3]
32-9643	
32-9644	Y 6[3]
32-9648	Y 40[77]
32-9663/-1	Y 43
32-9670	Y 40[77]
32-9680	Y 40[77]
32-9688-1	Y 40[77]
32-9689/-1	Y 43
32-9731-1/-4/-7	Y 59[92]
32-9731-3	Y 59
32-10001-1	
32-10002-1/-2/ -3/-4/-5	

CONTINUED NEXT PAGE

Service notes may be found at the end of the PHILCO section.

PARTS LIST (CONTINUED)

USE THIS PAGE if PART NUMBER is available.

MFR'S. PART	REPLACEMENT
32-10003-1/-2	
32-10004-1	
32-10005-1	26S72
32-10006-1	
32-10007-1/-2	22S61
32-10008-1/-3/-4/-5	
32-10009-1/-2	
32-10010-2	26C77
32-10011-1/-2	
32-10012-1/-2/-3/-4	
32-10013-1[105]	22S61
32-10016-1	24S06
32-10017-2	26S86
32-10018-1	26C81
32-10019-2	
32-10023-1	
32-10025-1	21F08
36-1646-5	26C44[1]
45-1695	
45-9257	
76-2622-1	
76-2622-2	
76-2622-3	
76-2622-5	
76-2631-1	
76-5725	
76-5767	15-1082
76-6459	15-1082
76-7071	15-1082
76-7188	Y 7[3]
76-9173-2	Y 43
76-9173-3	Y 40
76-9173-8/-6/-10	Y 43
76-9173-9	Y 40
76-9173-12	Y 43
76-9173-13	Y 57
76-9173-14	Y 57
76-10119/-2	Y 16[27]
76-10119-5	Y 57[27]
76-10119-7/-9	
76-10282-1/-2/-3	Y 58
76-10282-4/-5	Y 58
76-10508-3	Y 59
76-10508-4	Y 53[79]
76-10508-5	
76-10508-6	Y 59
76-10508-8	
76-10508-9	Y 59
76-10508-13	
76-10508-14	
76-10508-16	
76-10508-22	
76-11070	Y 8[3,47]
76-11070-1	Y 76
76-11070-2	
76-11489-1	15-1082
76-12097-4/-1	Y 59[92]
76-12279-4[100]	Y 59[27]
76-12279-6	
76-12279-8	Y 59[80]
76-12530-1/-4	
76-12530-2/-3/-5/-6/-8	Y 59[27]
76-12554-1[101]	
76-12554-2	Y 54[27]
76-12554-3	Y 60
76-12744-1	Y 59[27]
76-12744-2	
76-12942-1/-2/-3	Y 94
76-13222-1	Y 60[104]
77-4934	
322-0010	19-3600
322-0019	
322-0025	
322-0031	
322-0082	HS 8
322-0092	
322-0095	
322-0096	
322-0097	
322-0098	
322-0099	
322-0100	19-3600
322-0101	20-1050
322-0102	
322-0103	26S86
322-0104	
322-0105	26R150
322-0106	Y 107
322-0107	26S48
322-0108	17-6012
322-0111	19-3125
322-0113	26C81
322-0117	WC 35
322-0118	17-6011
322-0119	
322-0121	
322-0124/25	19-3060
322-0126	
322-0127	
322-0128	17-1078
322-0129	
322-0159	26C81
322-0160	
322-0161	Fly 273
322-0162	26S48
322-0163	26S86
322-0164	26R150
322-0179	
322-0180	19-3036
322-0181	
322-0186	
322-8002	Y 59
962712-502	26R150

MODEL INDEX

MODEL	COLUMN NUMBER
A-T1814(123)	19
A-T1816/L(123)	19
A-T1816(129)	21
A-T1817/HM(123)	19
A-T1818(128)	18
A-T1856/HM/L/W(123)	19
A-T1856W(129)	21
A-T1858(128)	18
A-T1887(123)	19
A-T1888/L(123)	19
A-T2230/L(123)	19
A-T2230(129)	21
A-T2232(123)	19
A-T2233/34(128)	18
A-T2262HM(123)	19
A-T2266/L(128)	18
A-T2271HM(128)	18
A-T2272/L(123)	19
A-T2272(129)	21
A-T2274/W(123)	19
A-T2274S(128)	18
A-T2275(128)	18
A-T2275S(129)	21
A-T2277/L(123)	19
A-T2277S(128)	18
A-T2279(123)	19
A-T2280/81(128)	18
A-T2285/L/S(128)	18
A-T2287(128)	18
A-T2288/HM(123)	19
A-T2288HMS/S(128)	18
A-T2289(128)	18
A-T2290(123)	19
A-T2292/L(128)	18
A-T2294(128)	18
A-T2750(127)	18
A-UT1816/L(123)	19
A-UT1817(123)	19
A-UT1818(128)	18
A-UT1856/HM/L/W(123)	19
A-UT1858(128)	18
A-UT1887(123)	19
A-UT1888/L(123)	19
A-UT2230(123)	19
A-UT2230(129)	21
A-UT2232(123)	19
A-UT2233/34(128)	19
A-UT2266/L(128)	18
A-UT2272(123)	19
A-UT2272(129)	21
A-UT2274/W(123)	19
A-UT2277/L(123)	19
A-UT2279(123)	19
A-UT2280/81(128)	18
A-UT2288(123)	19
A-UT2289(128)	18
A-UT2290(123)	19
A-UT2292L(128)	18
A-UT2750(127)	18
E2002C	34
E2004F/G/SP	34
E2006SA	34
E3032I/R	37
E3034/B/SA/SS	37
E4170	30
E4200X(331)	33
E4201S(332)	30
E4202/03	35
E4204/L	35
E4205L/M	35
E4206S/SD	35
E4206SL/STM	35
E4207SC	35
E4208S	36
E4600	35
E4601SL/SM	35
E4602/L/TL/TM	35
E4603L/M	35
E4604/HM	35
E4605/C/T	36
E4606L/M	35
E4606T/TL	35
E4607/L/T	36
E4608	35
E4610N	35
E4612G	35
E4614S/SL	35
E4615M/T	35
E4700N	35
E6200	35
E6204L/M	35
E6602L/M/T/TL	35
E6604L/M/T	35
E6606	36
E6608TN	36
E6610L/M	36
F2003I/SS	34
F2005	34
F3035B/SA/SS	37
F3041BL/I	39
F3042F/G	39
F3043GL/R/T	39
F3044A/S/WA	39
F3202C	39
F3204B/L/M	39
F4210/E/L/X	38
F4212/L	38
F4213/L	38
F4214STM/STN	38
F4215/L	38
F4216/L	40
F4217/L	38
F4221/L	39
F4222/L	39
F4310L/X	38
F4617/L	38
F4618/L	38
F4620SL/SM	38
F4621S/SL	38
F4622/L	38
F4623	40
F4624	38
F4625S/SL	38
F4626/L/M	40
F4627/L	40
F4628/L	38
F4629/L/W	39
F4630/L	38
F4632	38
F4634/L	38
F4636/L	38
F6206/SL/SM(051)	38
F6620/SL/SM(051)	38
F6624T/TL	40
G3041BL/IL	39
G3049BL	44
G3050AB/PG	44
G3050B/G/GL	44
G3051B/G/GL	44
G3052BL/L/WL	44
G3053A	44
G3055BL/L/WL	44
G4230E	42
G4231E/L	41
G4231XE	41
G4232L/M	41
G4234S/SL/SM	41
G4240/L/M	43
G4242L/M	45
G4639S/SL	42
G4640L/M/W	41
G4641L/M	41
G4642S/SL/SM	42
G4646/L/M/S	42
G4648L/M	42
G4650L/M	42
G4652L/M/W	42
G4654L/M/W	45
G4658S/SL/SM	43
G4658SW	43
G4660	41
G4660S/SL/SM	43
G4662M	43
G4662/P	43
G4664P	42
G4701L/M	46
G4720L/M	46
G6628/L/M	43
G6632L/M/W	43
G6632S/SL/SW	43
H2010BL/L	44
H3039A	44
H3046AQ/GL/T	44
H3047GC/TC/WC	44
H3048GL	44
H3049BL	44
H3055BL/L/WL	44
H3407C	47
H3408C	47
H3410/L/V	47
H3412GL/L	47
H4242/L	45
H4248E/XE	48
H4250/E/L	48
H4250XL/XM	48
H4251ER	48
H4252LR/MR	48
H4253/L/M	48
H4254S/SL	47
H4432/L	47
H4662/P	43
H4667L/M/W	48
H4668/L/LR/M/R	48
H4670/L/W	48
H4672/L/W	48
H4673LR/MR/R	48
H4674/L/W	47
H4675LR/MR	48
H4675XL/XM	48
H4676S/SL	47
H4676SLR/SR	47
H4677L/M/W	48
H4678/W	47
H4679SM/SW	48
H4680/L/W	47
H4680LR/R/WR	47
H4682S/SL/SW	47
H4686S/SL	43
H4684SLR/SR	43
H4690/P	43
H4690PR/R	47
H4692W	47
H4692WR	47
H4696S/SW	47
H4698PR/R	47
H4710/L	46
H4730/W	47
H4800/L/M/W	48
H4802S/SL/SM	47
H4807S/M/W	47
H4809C/M/P	48
H6636SLR/SR/SWR	43
J3049L	50
J3060CQ	50
J3208	50
J3210PL	50
J3212AQ/G/GL	50
J3214SG	50
J3214SL/WL	50
J3700C	49
J3702A/AQ/F/G/L	49
J3704GL/PL	49
J3706BL	49
J3712GLR/PR	49
J4323E/L/M	49
J4324E/L/M/W	49
J4804M/P/W	49
J4805M/P/W	49
J4806M	49
J4808W	49
J4810P	49
J4811L/M/W	49
J4812L/M/W	49
J4813C/M	49
J4814SL/SM	49
J4815P	49
J4816M/W	49
J4817S	49
J4818M	49
J4819L/W	49
J4820W	49
J4821C/M/W	49
J4822L/M/W	49
J4824P	49
J4826W	49
J4828M/WD	49
J4830W	49
J4836M/P/WP	49
J4838W	49
J4904M/W	49
K3058CG	52
K3059LB	52
K3060BL/GY/WH	52
K3218GD	52
K3219BL	52
K3220BE/GD/GR/WB	52
K3222SA/WH/BE	52
K3222RBE	52
K3223SA/WH	52
K3224GD/SI/SL	52
K3230GD	52
K3240GD/SL	55
K3244BD/SA	55
K3720CB	51
K3722BE/CG	51
K3723GD/WA	51
K3724GD/SI/WA	51
K3726RBE	51
K3728RWH	51
K3732BE/BW/PW	51
K3733GD/SL	51
K3734DL/WA/WG	51
K4330EB/MR	53
K4331MR	53
K4332BL/MR/WA	53
K4333MR	53
K4335EB/MR/WA	53
K4336BL/MR/WA	53
K4336XMR	53
K4829MR	53
K4831MR/WA	53
K4832MR/WA	53
K4832VMR/VWA	53
K4833MC/MR/WA	53
K4834SBL/SMR	53
K4834SWA	53
K4835MR/WA	53
K4837SWA	53
K4837SBL/SMR	53
K4840BL/MR/WA	53
K4841BL/MR/WA	51
K4842BL/CH	51
K4842MR/WA	51
K4843CH/FP	51
K4843MB/WA	51
K4844MB/WA	51
K4844XBL/XMR/XWA	51
K4845MB/ML/WA	51
K4846JSBL/JSMB	51
K4846JSWA	51
K4846SBL/SMB	51
K4847CH/DW	51
K4847WH	51
K4848CH/MR	51
K4848JCH/JMB	51
K4849JSCH/JSMB	51
K4849JSWA	51
K4849SCH/SMR/SMA	51
K4850BL/WA/WB	51
K4850JBL/JMB	51
K4850JWA	51
K4852WA	51
K4853MR	53
K4854MA/MB/ML	51
K4854MR/WA	51
K4857MB/WA	53
K4864EB/FP/MA	51
K4864MB/WA/WB	51
K4908HMR/HWA	53
K4908MR/WA	53
K4910HMC/HMR	51
K4910JWA	51
K4910MR/WA	51
K5210MR	54
K5410MR/WA	54
K5411MR/WA	54
K5412WA	54
L2600BU/CBU	57
L2602BR/CBR	57
L2604BK/CBK	57
L3219BU	52
L3221BE/WB	52
L3225BE/GD	52
L3232GD/SL	52
L3243BE	55
L3244BK/SA/WH	55
L3740BE/CG	56
L3804BE/CBE	56
L3808BK/WH	56
L3808CBK/CWH	56
L3810WA/CWA	56
L3814RWH	56
L4338BK/BZ	53
L4340BK/MR/WA	53
L4340XMR/XWA	53
L4341CBK/CMR	53
L4343CMR/CWA	53
L4829MR	53
L4863CBL/CMR	53
L4863CWA	53
L4865CMR	53
L4866CJMR/CJWA	53
L4866MR/WA	53
L4866XMR/XWA	53
L4867CBL/CMR	53
L4867CWA	53
L4868CH/MR/WA	53
L4868XMR/XWA	53
L4869BL/MR/WA	53
L4870CJMR/CJWA	53
L4870MA/MR/WA	53
L4871MR/WA	53

CONTINUED NEXT PAGE

Service notes may be found at the end of the PHILCO section.

MODEL INDEX
(CONTINUED)

PHILCO

MODEL	COLUMN NUMBER
L4872CH/MR	53
L4873CMR/CWA	53
L4874SBL/SMR	53
L4874SWA	53
L4875CMA/CMR	53
L4876SBL/SMR	53
L4876SWA	53
L4877CSBL/CSMR	53
L4877CSWA	53
L4879CMA/CMR	53
L4879CWA	53
L4879PMA/VMR	53
L4879VWA	53
L4880CH	58
L4880CCH/CMA	58
L4880CMB/CML	58
L4880CWA/CWH	58
L4880MA/MB/ML	58
L4880RMB/RML	58
L4880RWA	58
L4880WA/WH	58
L4882CMB/CML	58
L4882CWA	58
L4882MB/ML/WA	58
L4882RMB/RML	53
L4882RWA	58
L4886CH	58
L4886CCH/CMB	58
L4886MB	58
L4888CCH/CH	58
L4888CMB/CWA	58
L4888MB/WA	58
L4890CMA/CMB	58
L4890CML/CWA	58
L4890MA/MB/ML	58
L4890WA	58
L4896CCH/CH	58
L4896CEB/CMB	58
L4896CWA	58
L4896EB/MB/WA	58
L4923CMB/CWA	53
L4923MB/WA	53
L4924CMA/CMB	58
L4924CWA	58
L4924MA/MB/WA	58
L4926CCH/CH	58
L4926CWA/WA	58
L5212MR/WA	60
L5414MB/WA	60
L5416MA/MB/WA	60
L5418CH	60
M2610BR	57
M2612GY/WH	57
M2614BU/GY	57
M2616GD	57
M3248WH	55
M3250BK	55
M3400GY	59
M3500BE	59
M3504BK/WH	59
M3506RWH	59
M3508WA	59
M3509GD	59
M3510WH	59
M3512BR/WH	59
M3514BK	59
M3516WA	59
M3520RWH	59
M3600DCH/LCH	59
M3600MR/WH	59
M3822GD	56,63
M3824BK/WH/MH	56,63
M3826CH/WA	56,63
M3828RWH	56
M4350MR/WA	64
M4500MA/MR/WA	53,64
M4502MA/MR/WA	53,64
M4504BL/MA/MR/WA	53,64
M4508MA/MB	53,64
M4512MA/MB/WA	53,64
M4513CH/MA/MB/WA	64
M4518MA/WA	53,64
M4519BK/GR	53,64
M4520CH/MB/WA	58
M4522CH/MB	58
M4524MA/MB/WA	58
M459MA/MR/WA	61
M4591MA/MB/WA	61
M4592SMB/SWA	61
M4928MB	61
M4930MB/WA	61
M4934MA/WA	53,64
M4936WA	58
M5214MR/WA	62
M5420MB/MA/WA	62
M5422MB/WA	62
M5424MA/WA	62
M5426MB/MA/WA	62
M5902MA/WA	62
M9300BK/MR	61
M9301MR/WA	61
M9303MA/WB/WA	61
M9500WA	61
M9502MR	61
M9509MA/MB/WA	61
M9511MA/MR/WA	61
UC4210X-41	38
UC4618	38
UC4618-14	38
UC4622-41	38
UE2002C	34
UE2004F/G/SP	34
UE2006SA	34
UE3032I/R	37
UE3034/B/SA/SS	37
UE4170	30
UE4200X(331)	33
UE4201S(332)	30
UE4202/03	35
UE4204/L	35
UE4205L/M	35
UE4206SD	35
UE4206SL/STM	35
UE4207SC	35
UE4208S	36
UE4600	35
UE4601SL/SM	35
UE4602/L/TL/TM	35
UE4603L/M	35
UE4604/HM	35
UE4605/C/T	36
UE4606L/M	35
UE4606T/TL	35
UE4607/L/T	36
UE4608	35
UE4610N	35
UE4612G	35
UE4614S/SL	35
UE4700N	35
UE4800	35
UE4802L/M	35
UE4804L	35
UE6200	35
UE6204L/M	35
UE6602L/M/T/TL	35
UE6604L/M/T	35
UE6606	36
UE6603TN	36
UE6610L/M	36
UF2003I/SS	34
UF2005	34
UF3035B/SA/SS	37
UF3041BL/I	39
UF3042F/G	39
UF3043GL/R/T	39
UF3044A/S/WA	39
UF3202C	39
UF3204B/L/M	39
UF4210/E/L/X	38
UF4212/L	38
UF4214STM/STN	38
UF4216/L	40
UF4217/L	38
UF4221/L	39
UF4222/L	39
UF4310L/X	38
UF4617/L	38
UF4618/L	38
UF4620SL/SM	38
UF4621S/SL	38
UF4622/L	38
UF4623	40
UF4624	38
UF4625S/SL	38
UF4626/L/M	40
UF4627/L	40
UF4628/L	38
UF4629/L/W	39
UF4630/L	38
UF4632	38
UF4634/L	38
UF4636/L	38
UF6206/SL/SM(051U)	38
UF6620SL/SM	38
UF6624T/TL	40
UG3041BL/IL	39
UG3049BL	44
UG3050AB/B/G/GL/PG	44
UG3052BL/L/WL	44
UG4230E	40
UG4231E/L/XE	41
UG4232L/M	41
UG4234S/SL/SM	41
UG4240/L/M	43
UG4242L/M	45
UG4639S/SL	42
UG4640L/M/W	41
UG4641L/M	41
UG4642S/SL/SM	42
UG4646/L/M/S	42
UG4648L/M	42
UG4650L/M	42
UG4654L/M/W	45
UG4656S/SM	43
UG4658S/SL/SM	43
UG4658SW	43
UG4660	41
UG4660S/SL/SM	43
UG4662/P	43
UG4664P	42
UG4710L/M	46
UG4720L/M	46
UG6628/L/M	43
UG6632L/M/W	43
UG6632S/SL/SW	43
UH3046AQ/GL/T	44
UH3047GC/GT	44
UH3047TC/WC	44
UH3049BL	44
UH3052BL/L/WL	44
UH3052BL/L/WL	47
UH3407C	47
UH3408C	47
UH3410/L/V	47
UH3412GL/L	47
UH4240	48
UH4242/L	45
UH4248E/XE	48
UH4250/E/L	48
UH4250XM	48
UH4251ER	48
UH4253/L/M	48
UH4254S/SL	47
UH4432/L	47
UH4667L/M/W	48
UH4668/L/LR/M/R	43
UH4670/L/W	48
UH4672/L/W	48
UH4673LR/MR/R	48
UH4574/L/W	47
UH4675LR/MR	48
UH4675XL/XM	48
UH4676S/SL	47
UH4677L/M/W	48
UH4678/W	47
UH4679SM/SW	48
UH4680/L/W	47
UH4680LR/R/WR	47
UH4682S/SL/SW	47
UH4686S/SL	43
UH4686SLR/SR	43
UH4690/PR/R/P	47
UH4692W	47
UH4696S/SW	47
UH4698PR/R	47
UH4710/L	46
UH4730/W	47
UH4800L/M/W	48
UH4802SL/SM	48
UH4807L/M/W	47
UH4809C/M	48
UH6636SLR/SR	43
UH6636SWR	43
UJ3049L	50
UJ3208	50
UJ3210PL	50
UJ3212AQ/G/GL	50
UJ3216SG/WL	50
UJ3700C	49
UJ3702AQ/G/L	49
UJ3704GL/PL	49
UJ3706BL	49
UJ3712GLR/PR	49
UJ4323E/L/M	49
UJ4324E/L/M/W	49
UJ4804M/P/W	49
UJ4805M/P/W	49
UJ4806M	49
UJ4808W	49
UJ4810P	49
UJ4811L/M/W	49
UJ4812L/M/W	49
UJ4813C/M	49
UJ4814SL/SM	49
UJ4815P	49
UJ4816M/W	49
UJ4817S	49
UJ4818M	49
UJ4819L/W	49
UJ4820W	49
UJ4821C/M/W	49
UJ4822L/M/W	49
UJ4824P	49
UJ4826W	49
UJ4828M/WD	49
UJ4830W/WP	49
UJ4838W	49
UJ4904M/W	49
UK3058CG	52
UK3059LB	52
UK3219BL	52
UK3220BE/GD/GR	52
UK3220WB	52
UK3222SA/WH/BE	52
UK3223SA/WH	52
UK3226GD/SI/SL	52
UK3230GD	52
UK3240GD/SL	55
UK3244BD/SA	55
UK3720CB	51
UK3722BE/CG	51
UK3723GD/WA	51
UK3732BE/BW/PW	51
UK3733GD/SL	51
UK3734DL/WA/WG	51
UK4330EB/MR	53
UK4331MR	53
UK4332BL/MR/WA	53
UK4333MR	53
UK4335EB/MR/WA	53
UK4336BL/MR/WA	53
UK4336XMR	53
UK4829MR	53
UK4831MR/WA	53
UK4832MR/WA	53
UK4832VMR/VWA	53
UK4833MC/MR/WA	53
UK4934SBL/SMR	53
UK4834SWA	53
UK4835MR/WA	53
UK4837SBL/SMR	53
UK4837SWA	53
UK4840BL/MR/WA	53
UK4841BL/MR/WA	53
UK4842BL/CH	51
UK4842MR/WA	51
UK4843CH/FP	51
UK4843MB/WA	51
UK4844MB/WA	51
UK4844XBL/XMR	51
UK4844XWA	51
UK4845MB/ML/WA	51
UK4846JSBL/JSMB	51
UK4846JSWA	51
UK4846SBL/SMB	51
UK4847CH/DW	51
UK4847WH	51
UK4848CH/MR	51
UK4848JCH/JMB	51
UK4849JSCH/JSMB	51
UK4849JSWA	51
UK4849SCH/SMR	51
UK4849SWA	51
UK4850BL/WA/WB	51
UK4850JBL/JMB	51
UK4850JWA	51
UK4852WA	51
UK4853MR	53
UK4854MA/MB/ML	51
UK4854MR/WA	51
UK4857MB/WA	53
UK4864EB/FP/MA	51
UK4864MB/WA/WB	51
UK4908HMR/HWA	53
UK4908MR/WA	53
UK4910HMC/HMR	51
UK4910HWA	51
UK4910MR/WA	51
UK5210MR	54
UK5410MR/WA	54
UK5411MR/WA	54
UK5412WA	54
UL2600BU	57
UL2602BR	57
UL2604BK	57
UL3219BU	52
UL3221BE/WB	52
UL3225BE/GD	52
UL3232GD/SL	52
UL3243BE	55
UL3244BK/SA/WH	55
UL3740BE/CG	56
UL3804BE	56
UL3808BK/WH	56
UL3810WA	56
UL4338BK/BZ	53
UL4340BK/MR/WA	53
UL4340XMR/XWA	53
UL4341CBX/CMR	53
UL4343CMR/CWA	53
UL4829MR	53
UL4866MR/WA	53
UL4866XMR/XWA	53
UL4868CH/MR/WA	53
UL4868XMR/XWA	53
UL4869BL/MR/WA	53
UL4870CJMR/CJWA	53
UL4870MA/MR/WA	53
UL4871MR/WA	53
UL4872CH/MR	53
UL4874SBL/SMR	53
UL4874SWA	53
UL4876SBL/SMR	53
UL4876SWA	53
UL4879PMA/VMR	53
UL4879VWA	53
UL4880CH/MA/MB	58
UL4880ML/WA/WH	58
UL4882MB/ML/WA	58
UL4886CH/MB	58
UL4888CH/MB/WA	58
UL4890MA/MB/ML	58
UL4890WA	58
UL4896CH/EB/MB	58
UL4896WA	58
UL4923MB/WA	53
UL4924MA/MB/WA	58
UL4926CH/WA	58
UL5212MR/WA	60
UL5414MB/WA	
UL5416MA/MB/WA	60
UL5418CH	60
UM2610BR	57
UM2612GY/WH	57
UM2614BU/GY	57
UM2616GD	57
UM3248WH	55
UM3250BK	55
UM3400GY	59
UM3500BE	59
UM3504BK/WH	59
UM3508WA	59
UM3509GD	59
UM3510WH	59
UM3512BR/WH	59
UM3514BK	59
UM3516WA	59
UM3600DCH/LCH	59
UM3600MR/WH	59
UM4500MA/MR/WA	53
UM4502MA/MR/WA	53
UM4505BL/MA/MR/WA	53
UM4508MA/MB	53
UM4512MA/MB/WA	53
UM4518MA/WA	53
UM4519BK/GR	53
UM4520CH/MB/WA	58
UM4522CH/MB	58
UM4524MA/MB/WA	58
UM4930MB/WA	61
UM4934MA/WA	53
UM4936WA	58
UM5214MR/WA	62
UM5420MB/MA/WA	62
UM5422MB/WA	62
UM5424MA/WA	62
UM5426MB/MA/WA	62
UM9300BK/MR	61
UM9301MR/WA	61
UM9303MA/WB/WA	61
UM9500WA	61
UM9502MR	61
UM9509MA/MB/WA	61
UM9511MA/MR/WA	61
18B3000/1(130)	21
18B3002(140)	21
18B3100/HM/L/W(130)	21
18B3102/L(140)	21
18B3103(140)	21
18B3104(150)	20
18B3408(140)	21
18BU3000/1(130)	21
18BU3002(140)	21
18BU3100/HM/L/W(130)	21
18BU3102/L(140)	21
18BU3102/L(141)	21
18BU3103(141)	21
18BU3104(150)	20
18BU3408(140)	21
18C3010/E/L/M(300)	28
18C3010/E/L/M(301)	28
18D3020C/UC(330)	30
18D3020G/UG(330)	30
18D3020L/UL(330)	30
18D3020M/UM(330)	30
18D3122/U(330)	30
22B4000/X/XD(130)	21
22B4001/E/L(130)	21
22B4002/G/L(140)	21
22B4003(130)	21
22B4004(140)	21
22B4005/L(140)	21
22B4007/L(140)	21
22B4008/09(150)	20
22B4100/A/L/X	21
22B4101	21
22B4102/L(140	21
22B4103/L(130)	21
22B4105/L(130)	21
22B4106(140)	21
22B4107/L(140)	21
22B4108(150)	20
22B4109HM(140)	21
22B4110/L(150)	20
22B4112/L(140)	21
22B4150/L(140)	21
22B4301(130)	21
22B4302(140)	21
22B4303(130)	21
22B4304(140)	21
22B4306/L(140)	21
22B4307HM(140)	21
22B4308(150)	20
22B4309/HM(128)	18
22B4400W(140)	21
22B4402(140)	21
22B4404/05(150)	20
22B4406/L(150)	20
22BU4000(130)	21
22BU4000X/XD(130)	17
22BU4001/E/L(130)	21
22BU4002/L	21
22BU4003(130)	21
22BU4004	21
22BU4005/L(141)	21
22BU4007/L(141)	21
22BU4008/09(150)	20
22BU4100/A/L/S(130)	21
22BU4101	21
22BU4102/L	21
22BU4103/L(130)	21
22BU4105/L(130)	21
22BU4106	21
22BU4107/L(141)	21
22BU4108(150)	20
22BU4109HM	21
22BU4110/L(150)	20
22BU4112/L(141)	21
22BU4150/L	21
22BU4302	21

CONTINUED NEXT PAGE

MODEL INDEX
(CONTINUED)

MODEL	COLUMN NUMBER
22BU4303(130)	21
22BU4304	21
22BU4306/L	21
22BU4307HM	21
22BU4308(150)	20
22BU4400W(140)	21
22BU4402(140)	21
22C4006(301/A)	28
22C4010/L	21
22C4011	28
22C4011X/XL/XW(201/A)	28
22C4012	21
22C4013/L/X	28
22C4014	21
22C4015	28
22C4016/L(350)	23
22C4018(301)	28
22C4020(400)	24
22C4113/L(301/A)	28
22C4117(301A)	28
22C4118(201/A)	28
22C4119(301)	28
22C4119X(300)	28
22C4120/L/X	28
22C4121/L	28
22C4122	21
22C4123(300/01)	28
22C4124/L/S	28
22C4125(301)	28
22C4125HM(300)	28
22C4126/L(350)	23
22C4127	28
22C4128M(400)	24
22C4129(350)	23
22C4130(301)	28
22C4130X/XL(350)	23
22C4132L(400)	24
22C4310/L	28
22C4311(301)	28
22C4311HM(300)	28
22C4312/L(350)	23
22C4410(350)	23
22D4029G/L(330)	30
22D4030/E/UE(330)	30
22D4030L/UL(330)	30
22D4032(330)	30
22D4033G/L(332)	30
22D4034/L(390)	31
22D4041/L(392)	31
22D4131/L/M(330)	30
22D4132(330)	30
22D4134/L(390)	31

MODEL	COLUMN NUMBER
22D4135(332)	30
22D4136/U/L/UL(330)	30
22D4136XL/XW(330)	30
22D4137/L(332)	30
22D4138/L/U/UL(330)	30
22D4139/L(332)	30
22D4139UX/UXL(330)	30
22D4140/L(390)	31
22D4144/L(392)	31
22D4145(392)	31
22D4148/L(440)	32
22D4150(440)	32
22D4150/L(330)	30
22D4150U/UL(330)	30
22D4151/L(390)	31
22D4151M(390)	31
22D4152/HM/M(390)	31
22D4153/L/X/XL(330)	30
22D4154/U(330)	30
22D4155/L/M(332)	30
22D4156/L(392)	31
22D4157(390)	31
22D4158/U(330)	30
22D4159(392)	31
22D4160/L(392)	31
22D4160X/XL(390)	31
22D4161/L(392)	31
22D4162/L(440)	32
22D4163M(440)	32
22D4164(440)	32
22D4165(392)	31
22D4170/L/M(331)	33
22D4171/L(332)	30
22D4172/L/M(331)	33
22D4320L/M/T/W(330)	30
22D4321L/M/T/W(332)	30
22D4324HM/L(392)	31
22D4326(392)	31
22D4420/L(392)	31
22D4422(392)	31
24B6106/L(158)	17
24B6300(158)	17
24BU6106/L(158)	17
24BU6300(158)	17
24C4006(301)	28
24C6005(304)	26
24C6010/12(354)	25
24C6105M(304)	26
24C6107/L(354A)	25
24C6108(304)	26
24C6109/L(354)	25
24C6110/L(354)	25

MODEL	COLUMN NUMBER
24C6112(354)	25
24C6310(354)	25
24D6018(396)	27
24D6120L/M(394)	27
24D6126L/M(444)	29
24D6320C/M(444)	29
48-700	4
48-1000(121/122/125)	1
48-1000-5(122)	1
48-1001/-5(121/22)	1
48-1050/-5(122)	1
48-2500/-5(121/22)	1
49-1002/40(121)	2
49-1040(123)	2
49-1075(121/22)	2
49-1076	2
49-1077(122)	2
49-1150	2
49-1175	2
49-1240	2
49-1275	2
49-1278	2
49-1279(122)	2
49-1280(121)	2
49-1450	2
49-1475	2
49-1480	2
50-T701(121)	9
50-T702(122)	9
50-T1104	5
50-T1105/06(121)	5
50-T1400(121/22/23)	5
50-T1401(121)	5
50-T1402(121/22/23)	5
50-T1403(121/22)	5
50-T1403(125)	8
50-T1404(121/22)	5
50-T1404(123/24/25)	8
50-T1406(121/22)	5
50-T1406(123/24/25)	8
50-T1430(121)	5
50-T1432(122)	5
50-T1432(124)	8
50-T1443(122/23)	3
50-T1476/77/78/79(121)	6
50-T1481/82(121)	6
50-T1483(121)	6
50-T1484(121)	6
50-T1600	7
50-T1630(121/22)	4
50-T1632/33(121/22)	7
51-PT1207/08(121)	11

MODEL	COLUMN NUMBER
51-PT1234/82(121)	11
51-T1443B/L/M(121)	10
51-T1443P/PL(121)	10
51-T1443PM/PW(121)	10
51-T1443X/XL(121)	10
51-T1601/T	11
51-T1602(121/22)	11
51-T1604	7
51-T1606	7
51-T1607	11
51-T1634(121/22)	7
51-T1634(123/24)	11
51-T1634(125)	7
51-T1800(121/22)	12
51-T1830(121)	12
51-T1832/L/M/W(121)	12
51-T1833(121)	13
51-T1834/L/M/W(121)	12
51-T1835(121)	13
51-T1836(123)	14
51-T1836(125)	12
51-T1836L(123)	12
51-T1838(124)	13
51-T1841L(123)	12
51-T1870/71(121)	13
51-T1871(122)	13
51-T1872	13
51-T1874(121)	13
51-T1875(121)	13
51-T1876(121)	13
51-T2102	13
51-T2130/L(121/22)	13
51-T2132(121)	13
51-T2133(121)	13
51-T2134/36(124)	13
51-T2138(124)	13
51-T2170(121)	13
51-T2175/76(124)	13
52-T1610/12(122)	11
52-T1802	12
52-T1802(124)	16
52-T1804	12
52-T1804(124)	16
52-T1808(121)	15
52-T1808	12
52-T1810L/M(123)	12
52-T1810M(122)	12
52-T1812	12
52-T1820(121)	15
52-T1820/21/22(124)	16
52-T1822(125)	16
52-T1831	12

MODEL	COLUMN NUMBER
52-T1839(121)	15
52-T1839	12
52-T1840(121)	15
52-T1840	12
52-T1841L(121)	15
52-T1841L(123)	12
52-T1842(121)	15
52-T1842(122)	12
52-T1842/L(123)	12
52-T1842L(124)	12
52-T1844(121)	15
52-T1844	12
52-T1845(124)	13
52-T1845(124)	16
52-T1850(121)	15
52-T1850W(124)	16
52-T1882(121)	15
52-T1882/W(122)	13
52-T1883(121)	15
52-T2106/08/10(121)	15
52-T2110(122)	13
52-T2120(121)	15
52-T2120(124)	16
52-T2122/L(121)	15
52-T2140/42(121)	15
52-T2142(122)	13
52-T2144(121)	15
52-T2145X	15
52-T2150(121)	15
52-T2150/W(124)	16
52-T2151(121)	15
52-T2151/L(124)	16
52-T2157(125)	16
52-T2175/76(124)	13
52-T2182/L(121)	15
52-T2224/44(121)	15
52-T2245(121)	15
52-T2252(121)	15
52-T2252(124)	16
52-T2253(121)	15
52-T2254/56/58/59(121)	15
52-T2275(122)	13
52-T2282/83(121)	15
53-T1824/L(123)	19
53-T1824(124)	16
53-T1825(123)	19
53-T1825(124)	16
53-T1826(123)	19
53-T1826(124)	16
53-T1827/F/HM	18
53-T1852/F/HM/L(123)	19

MODEL	COLUMN NUMBER
53-T1852/L(124)	16
53-T1853/L	18
53-T1854/L(123)	19
53-T1883(123)	19
53-T1883(125)	16
53-T1884(123)	19
53-T1884(125)	16
53-T1886/L(123)	19
53-T1886/L(125)	16
53-T2124/L(123)	19
53-T2125/L	19
53-T2126	19
53-T2127(126)	18
53-T2152/L(123)	19
53-T2152/L(124)	16
53-T2183(123)	19
53-T2183(125)	16
53-T2225/L(123/33)	19
53-T2226/27(123)	19
53-T2229	18
53-T2255/L(123/33)	19
53-T2260(123)	19
53-T2260(125)	16
53-T2262(123)	19
53-T2262(125)	16
53-T2264(123)	19
53-T2264(125)	16
53-T2266/L	18
53-T2268/69(126)	18
53-T2269(128)	18
53-T2270	18
53-T2271	18
53-T2272/L(123)	19
53-T2273/C/M(126)	18
53-T2273/C(128)	18
53-T2274(123)	19
53-T2285/L/S	18
53-T2286/87(126)	18
53-T2287	18
53-U1827/HM(126)	18
53-U1852(123)	19
53-U1853/L(126)	18
53-U18866(123)	19
53-U2124/25(123)	19
53-U2226/27(123)	19
53-U2255/60(123)	19
53-U2266/L	18
53-U2269(126)	18
53-U2271(126/28)	18
53-U2272(123)	19
53-U2285/86(126)	18

CHASSIS INDEX

CHASSIS	COLUMN NUMBER
B	7
C	7
K1628XBL/XMR	53
K1628XWA	53
K1629MC/MR/WA	53
K1633XMA/XMB	53
K1633XWA	53
R-81A/B	21
R-181/U	21
R-181	21
R-191/U	21
R-192/U	21
R-194	21
R-195	21
R-201	20
R-202	20
R-204	20
R-207	22
RT-2	13
RT-4	13
RT-6	13, 15
RT-8	18
RT-11	18
TV123	25
TV300	28

CHASSIS	COLUMN NUMBER
TV301/A	28
TV301W	28
TV304	26
TV330/U	30
TV331/U	31
TV332/U	30
TV350	23
TV354	25
TV354A	25
TV390	31
TV392	31
TV394	27
TV396	27
TV400	24
TV440	32
TV444	29
3P1	10
3P1	13
3R2	13
7E10/11/U	34
7E12	34
7H20/U	37
7H22	37
7L40/41/A/AU/U	35
7L45AU/U	35

CHASSIS	COLUMN NUMBER
7L70/U	36
7L71/U	36
7P50/A/AU/U	35
7P51/A/AU	35
8E11/U	34
8E13	34
8H20/U	37
8H22	37
8H25/U	39
8L35/U	39
8L41B/BU/CU/U	38
8L42/U	38
8L43/U	38
8L71/U	40
8L72/U	40
8L73/U	40
8P51/A/U	38
9H25	44
9H25AR	44
9H25U	44
9H125	44
9H125U	44
9L35/U	44
9L37/U	41
9L38/A/AU/U	45

CHASSIS	COLUMN NUMBER
9L41B	42
9L41/U	42
9L42R/UR	43
9L60/U	43
10AT10	44
10H25/R/U	44
10L31/U	48
10L32/U	48
10L41/U	47
10L42/U	47
10L43/U	47
10L60/R/U/UR	47
10N41/U	47
11H25/U	50
11J27/R/U	50
11N51/A/AU/U	49
11N52/U	49
11N53/U	49
11N54	49
11N56/U	49
12J27/R/TS/U	52
12J28/A/AU/U	55
12L80/U	54
12N50/A/AU/U	53

CHASSIS	COLUMN NUMBER
12N51/A/AU/U/X/XU	51
12N52	51
12N53/U	51
12N54/U	51
13G20/C/U	57
13J27/U	52
13J28A/AU/B/BU	52
13J41	56
13J42	56
13J43/C/U	56
13J45/U	56
13L80/U	60
13N50/U	53
13N51/U	58
13N52	58
13N53/U	58
14G20/U	57
14J25/A/AF/AFU/AR/AU/RU	59
14J28/B/BU/U	55
14J42/43/U	56
14J43/U	56
14J45/U	63
17J28BU	55

CHASSIS	COLUMN NUMBER
14M90/U	60
14M91/U	62
14N30/U	61
14N50A/AU	53
14N50/U	64
14N51/U	58
31	10
32	11
33	11, 12
34	12
35	13
37	12
38	13
41	15
42	16
44	15
44	16
71	16
81/A	19
84	19
91	19
91A	18
94/A	18
97	18

PHILCO

PART NAME	1	2	3	4	5	6	7	8	9	10
Flyback	32-8305[2] 32-8331 Fly-1[1]	32-8398[7] 32-8358 Fly-4[1]	32-8398/-1 Fly-4[1]	32-8398-1 Fly-4[1]	32-8421 32-8409 Fly-1[1]	32-8421[85] Fly-1[1]	32-8428/-1/-2 Fly-47	32-8437 Fly-1[1]	32-9619	32-8453/-3 Fly-48
Yoke	32-9604[4] Y-3[3]	32-9604 Y-3[3]	32-9622 Y-3[3]	32-9622 Y-3[3]	32-9622/20 Y-3[3]	32-9622 Y-3[3]	32-9628 Y-3[3]	32-9622 Y-3[3]	NOT USED	32-9633 Y-6[3]
Vertical Output	32-8306 24S86[1]	32-8306-1 32-8206-1 24S86[1]	32-8405-1 26S53	32-8405-1 26S53	32-8405 32-8425-1 26S71[1]	32-8405-1[16] 26S53	32-8432 26S70	32-8422-1 26S77	NOT USED	32-8454 26S51[1]
Vert. Blocking Oscillator	32-8304 26A06	32-8304/-3 26A06	32-8304-3 26A06	32-8304-3 26A06	32-8304 26A06	32-8304-3 26A06	32-8431 26A06	32-8442 26A02	32-8304-3/-4 26A06	32-8431 26A06
Width Coil	32-4163-1/-2 32-4163/318	32-4350-1[8] WC-11	32-4419-1 WC-11	32-4419-1 WC-11	32-4419/-2/-3 32-4350 WC-11	32-4419/-1/-2/-3 WC-11	32-4468 WC-23	32-4419-3 WC-11	NOT USED	32-4468-1 WC-23
Linearity	32-4211 WC-18	32-4211 WC-18	32-4211 WC-18	32-4211 WC-18	32-4211/-1 WC-18	32-4211/-1 WC-18	32-4448-1 WC-22	32-4211-1 WC-18	NOT USED	32-4448-1/-2 WC-22
Power	32-8303 26R94[6]	32-8376/57[37]	32-8391 24R74[6]	32-8417[12] 26R19[1]	32-8411-1[14] 26R15[1]	32-8417 26R19[1]	32-8429	32-8423-2 26R95[6]	32-8381	32-8452 26R92
Filament	NOT USED	NOT USED	NOT USED	NOT USED	NOT USED	NOT USED	NOT USED	NOT USED	NOT USED	NOT USED
Focus Coil	76-2631/-1 76-2622/-1/-2	76-2622-1/-2/-3	76-2622-3	77-4934	76-2622-5	76-2622-1 76-4934	76-5725	76-2622-3	NOT USED	NOT USED
Audio Output	32-8244/-1 26S48	32-8356[9] 24S51	32-8356 24S51	32-8367-3 26S50[1]	32-8367-1 26S50	32-8356 26S51	32-8242-9 26S49	32-8242 26S49	32-8356-1 24S51	32-8367-5[19] 26S50
Choke	32-8308 20C69[1]	32-8366 20C55[1]	32-8399 20C55	32-8355-1[13] 20C64[1]	32-8387/-1 20C55[1]	32-8355-1[13] 20C64[1]	32-8435[17] 26C43	32-8438 26C44	NOT USED	32-8456-5[20] 26C76
Horizontal Oscillator	32-8307 24A89[1]	32-4367[10] HS-2[1]	32-4367 HS-2[1]	32-4367 HS-2[1]	32-4367[15] HS-2[1]	32-4367 HS-2[1]	32-4470 HS-3[1]	32-4770-3[18] 32-4470-1/-3 HS-3[1]	32-8307-3 24A89[1]	32-4470-1 HS-3[1]
Horizontal Ringing Coil	NOT USED	NOT USED	NOT USED	NOT USED	NOT USED	NOT USED	NOT USED	NOT USED	NOT USED	NOT USED
Antenna Input (Balun)	NOT USED	NOT USED	NOT USED		See note 53 15-1082	NOT USED	NOT USED	NOT USED	NOT USED	15-1082
Video IF	32-4093	32-4359-4 17-1003	32-4233-4 17-1003	32-4233-4 17-1003	32-4233-2 32-4233-4 17-1003	32-4233-4 17-1003	45-1695	32-4233-4 17-1003	32-4233-2 17-1003	32-4359-10
Video IF	32-4213	32-4359 17-1004	32-4359 17-1004	32-4359 17-1004	32-4359 17-1004	32-4359 17-1004	32-4234-13 17-1003	32-4359 17-1004	32-4234-1 17-1004	32-4486 17-1004
Video IF	32-4213-1	32-4234-3 17-1003	32-4233-2 17-1003	32-4233-2 17-1003	32-4359 17-1004	32-4233-2 17-1003	32-4234-13 17-1003	32-4234-1 17-1004	32-4234-1 17-1004	32-4486 17-1004
Video IF	32-4093-1	See note 51	32-4234-1 17-1004	32-4234-1 17-1004	32-4234-1 17-1004	32-4234-1 17-1004	32-4234-3 17-1003		32-4234-1 17-1004	32-4486-13 17-1062
Ratio Det. or Quadrature	32-4214	See note 52	32-4317 17-1043	32-4317 17-1043	32-4317-2 17-1043	32-4317 17-1043	32-4450 17-3497	32-4317-2 17-1043	32-4317 17-1043	32-4450 17-3497
Trap	32-4155 20-1004	32-4234-4 19-1023	32-4155 20-1004	32-4155 20-1004	32-4234-4 32-4234-8 19-1023	32-4234-8 19-1023	32-4234-17 32-4234-19 19-1021	32-4234-8 19-1023	32-4234-4 19-1023	32-4303-3 32-4496
Trap	32-4218 19-1020	32-4302 19-1021	NOT USED	32-4234-7 17-1066	32-4234-7 17-1066	32-4155 20-1004	See note 55	32-4234-7 17-1066	32-4303 19-1020	32-4463-5 20-1004
1st Sound IF	32-4100	32-4303 19-1020	32-4303 19-1020	32-4303 19-1020	32-4303-2 19-1021	32-4303 19-1020	32-4449A 17-1031[1]	32-4303-2 19-1021	32-4303 19-1020	32-4449A 17-1031[1]
2nd Sound IF	32-4099	32-4236 17-1011[1]	32-4236 17-1011[1]	32-4236 17-1011[1]	32-4236 17-1011[1]	32-4236 17-1011[1]	NOT USED	32-4236 17-1011[1]	32-4236 17-1011[1]	NOT USED
AM IF and FM IF	NOT USED	32-4258 32-4160-3 16-6758	NOT USED	NOT USED	NOT USED	32-4160A 16-6758	NOT USED	NOT USED	NOT USED	32-4160A 16-6758
AM IF and FM IF	NOT USED	32-4257 32-4257-1 16-3487	NOT USED	NOT USED	NOT USED	See note 54	NOT USED	NOT USED	NOT USED	32-4240A 16-6758
Peaking	32-4143-1 19-3036	32-4143-1 19-3036	32-4143-10 19-1005	32-4143-10 19-1005	32-4143-1 19-3036	32-4143-1 19-3036	32-4143-16 19-3036	32-4143-16 19-3036	32-4143-7 19-3250	32-4143-16 19-3036
Peaking	32-4143-1 19-3036	32-4143-2	32-4143 19-3036	32-4143 19-3036	32-4143 19-3036	32-4143-7 19-3250	32-4467-3 19-3100	32-4467-3 19-3100	32-4143 19-3036	32-4480-3 19-3100
Peaking	32-4143-1 19-3036	32-4143-7 19-3250	32-4143-5 19-3180	32-4143-5 19-3180	32-4143-7 19-3250	32-4143-5 19-3180	32-4143-13 19-3180	32-4143-13 19-3180	32-4143-5 19-3180	32-4480-9 19-3180
Peaking	32-4143-1 19-3036	32-4143-5 19-3180	32-4143-2	32-4143-2	32-4143-5 19-3180	32-4143-7 19-3250	32-4143-12 19-3125	32-4143-7 19-3250	32-4143-7 19-3250	32-4480-8 19-3125
RF Choke	32-4256 19-3247	32-4112-11 19-3001	32-4112-11 19-3001	32-4112-11 19-3001	32-4112-11 19-3001	32-4112-11 19-3001	NOT USED		32-4112-15 19-1002	32-4112-2 19-3001
Filament Choke	32-4112-3 19-3001	32-4112-11 19-3001	32-4112-11 19-3001	32-4112-11 19-3001	32-4112-11 19-3001	32-4112-11 19-3001	32-4112-15 19-1002	32-4112-15 19-1002	32-4112-11 19-3001	32-4112-15 19-1002

Service notes may be found at the end of the PHILCO section.

PART NAME	11	12	13	14	15	16	17	18	19	20
Flyback	32-8465-2 32-8509 Fly-30	32-8509 32-8465-2 Fly-30	32-8509 32-8465-2[24] Fly-30	32-8509 32-8465-2 Fly-30	32-8534/33 Fly-55	32-8555 Fly-11	32-8565 Fly-27	32-8565 Fly-27	32-8572 Fly-119	32-8607 Fly-27
Yoke	32-9642 Y-6[3]	32-9644 Y-6[3]	32-9644/41 Y-6[3]	32-9641/42 Y-6[3]	76-7188 Y-7[3]	32-9648 Y-40[77]	32-9648 Y-40[77]	32-9648 Y-40[77]	32-9648 Y-40[77]	
Vertical Output	32-8454-1/-5[21] 26S51	32-8454-1 26S51	32-8454/-5 26S51	32-8454/-5 26S51	32-8515 26S71	32-8539 26S30	32-8577/-1 26S22	32-8539/-1 26S30	32-8577-1 26S22	32-8539/-1[31] 26S30
Vert. Blocking Oscillator	32-8431 26A06	32-8431/-2 26A06	32-8431/-2 26A06	32-8431/-2 26A06	32-8431-2/-3 26A06	32-8431-2/-4 26A06	32-8431-8/-2/-3 26A06	32-8431-2/-3 26A06	32-8431-7/-2 26A06	32-8431-3/-8 26A06
Width Coil	32-4468-4 32-4688-5 WC-23	32-4468-4/-6 WC-23	32-4468-6 32-4505 WC-23	32-4468-4/-6 WC-23	NOT USED	NOT USED	NOT USED	NOT USED	NOT USED	NOT USED
Linearity	32-4501	32-4501/-1	32-4501-1	32-4501/-1	NOT USED	NOT USED	NOT USED	NOT USED	NOT USED	NOT USED
Power	32-8469 26R92	32-8469 26R92	32-8481/88 26R94	32-8481 26R94	NOT USED	NOT USED	NOT USED	NOT USED	32-8657 26R89[6]	NOT USED
Filament	NOT USED	NOT USED	NOT USED	NOT USED	32-8512/19	32-8538[29] 21F43	32-8574 21F12[1]	32-8575/73	32-8573/86	32-8574-1 21F12[1]
Focus Coil	NOT USED	NOT USED	NOT USED	NOT USED	NOT USED	NOT USED	NOT USED	NOT USED	NOT USED	NOT USED
Audio Output	32-8242-7/-9 26S49	32-8242-7 26S49	32-8362-5 32-8483 26S50	32-8367-5[23] 26S50	32-8242-11[26] 26S49	32-8525-1[30] 24S51	32-8579	32-8579	32-8578[33] 24S51	32-8579 32-8582
Choke	32-8419-2[22] 26C41	32-8479 26C41	32-8479/-2[25] 26C41	32-8479-2 26C41	32-8514 26C91	36-1646-5 32-8537-1 26C44[1]	32-8605 26C44	32-8605 26C44	32-8617 26C44	32-8605 26C44
Horizontal Oscillator	32-4506 HS-3[1]	32-4506 HS-3[1]	32-4506 HS-3[1]	32-4506 HS-3[1]	32-8551 32-8517	32-8551 32-8517	SEE RINGING COIL	SEE RINGING COIL	SEE RINGING COIL	SEE RINGING COIL
Horizontal Ringing Coil	NOT USED	NOT USED	NOT USED	NOT USED	NOT USED	NOT USED	32-4557 HS-5	32-4557 HS-5	32-4557 HS-5	32-4557 HS-5
Antenna Input (Balun)	NOT USED	76-5767 15-1082	76-5767 76-6459 15-1082		76-7071 15-1082	32-4432-2 76-7071 15-1082	32-4432-1 15-1082	32-4432-1 15-1082	32-4432-2 15-1082	32-4432-3 15-1082
Video IF	45-1695	32-4359-10	32-4359-10	32-4359-10	32-4359-12	32-4359-12	32-4548-23 17-4524[1]	32-4548-24 17-4524	32-4486-32 17-1003	32-4598-5 17-4524
Video IF	32-4486 17-1004	32-4486 17-1004	32-4486 17-1004	32-4486 17-1004	32-4486 17-1004	32-4486 17-1004	32-4548-24 17-4524	32-4548-25 17-4524	32-4486-30 17-1004	32-4598-3 17-4523
Video IF	32-4486 17-1004	32-4486 17-1004	32-4486 17-1004	32-4486 17-1004	32-4486 17-1004	32-4486 17-1004	32-4548-25 17-4524	32-4548-26 17-4524	32-4486-33 17-1062	32-4548-26 17-4524
Video IF	32-4486-6 17-1062	32-4486-6 17-1062	32-4486-6 17-1062	32-4486-6 17-1062	32-4486-6 17-1062	32-4486-6	See note 57	32-4548-18 17-4524	32-4486-33 17-1062	32-4548-27 17-4523
Ratio Det. or Quadrature	32-4450 17-3497	32-4450-2 17-3497	32-4450-2 17-3497	32-4450-2 17-3497	32-4450-5 17-3497	32-4450-5 17-3497	32-4550-5 17-3497	32-4450-5 17-3497	32-4450-5 17-3497	32-4450-6A 17-3497
Trap	32-4303-3 32-4496	32-4303-3 32-4496	32-4303-3 32-4496	32-4303-3 32-4496	32-4303-3 32-4496	32-4303-3 32-4496	32-4548-15 19-1002	32-4548-15 19-1002	32-4486-27 19-1023	32-4112-31 32-4597-2 19-1001
Trap	32-4463-5 20-1004	32-4463-5 20-1004	32-4463-5 20-1004	32-4463-5 20-1004	32-4463-2 20-1004	32-4463-2 32-4463-6 20-1004	See note 58	See note 60	32-4463-7 20-1004	32-4463-2 20-1004
1st Sound IF	32-4449A 17-1031[1]	32-4449A 17-1031[1]	32-4449A 17-1031[1]	32-4449A 17-1031[1]	32-4449A 17-1031[1]	32-4449A 17-1031[1]	32-4463-9 20-1004	32-4463-9 20-1004	32-4463-10 20-1004	32-4463-9 20-1004
2nd Sound IF	NOT USED	NOT USED	NOT USED	NOT USED	NOT USED	32-4449-2 17-1031	32-4449A 17-1031[1]	32-4449A 17-1031[1]	NOT USED	32-4497A 17-1031[1]
AM IF and FM IF	NOT USED	NOT USED	32-4258-2A 16-6758	NOT USED	NOT USED	NOT USED	NOT USED	32-4537A 16-6758	NOT USED	NOT USED
AM IF and FM IF	NOT USED	NOT USED	32-4240-3A 16-6758	NOT USED	NOT USED	NOT USED	NOT USED	32-4517-1A 16-6758	NOT USED	NOT USED
Peaking	32-4143-16 19-3036	32-4143-16 19-3036	32-4143-16 19-3036	32-4143-16 19-3036	32-4143-16 19-3036	32-4143-16 19-3036	32-4422-27 19-1005	32-4422-27 19-1005	32-4143-16 19-3036	32-4422-27 19-1005
Peaking	32-4480-3 19-3100	32-4480-3 19-3100	32-4480-3 19-3100	32-4480-3 19-3100	32-4143-18 19-1005	32-4143-17 19-3100	32-4143-22 19-1002	32-4143-22 19-1002	32-4480-8 19-1003	32-4480-17 19-1002
Peaking	32-4480-9 19-3180	32-4480-9 19-3180	32-4480-9 19-3180	32-4480-9 19-3180	32-4480-15 19-4201	32-4143-18 19-1005	32-4480-5 19-3250	32-4480-5 19-3250	32-4123-23	32-4480-9 19-3180
Peaking	32-4480-8 19-3125	32-4480-8 19-3125	32-4480-8 19-3125	32-4480-8 19-3125	32-4467-7 19-1921	See note 56	See note 59	See note 59	See note 61	See note 62
RF Choke	32-4112-15 19-1002	32-4112-2 19-3001	32-4112-15 19-1002	32-4112-2 19-3001	32-4112-24 19-1005	32-4112-24 19-1005	32-4112-24 19-1005	32-4112-24 19-1005	32-4112-24 32-4112-25 19-1005	32-4112-24 19-1005
Filament Choke	32-4112-15 19-1002	32-4112-15 19-1002	32-4112-15 19-1002	32-4112-15 19-1002	32-4112-2 19-3001	32-4112-2 19-3001	32-4112-15 19-1002	32-4112-15 19-1002	32-4112-15 19-1002	32-4112-15 19-1002

Service notes may be found at the end of the PHILCO section.

PART NAME	21	22	23	24	25	26	27	28	29	30
Flyback	32-8624/-1 Fly-27[34]	32-8634 Fly-17	32-8653/-1 Fly-27[36]	32-8662/-1	32-8666/-1 Fly-16[1,39] (WC-20)	32-8666-2 32-8691 Fly-16[1,39]	32-8666-2/-3 Fly-16[1,39]	32-8677[46] 32-8701 Fly-27[1,45]	32-8695/-1 Fly-131	32-8701-1 Fly-27[1,41]
Yoke	32-9648 Y-40[77]	32-9663 Y-43[27]	32-9670 Y-40[77]	32-9670 Y-40[77]	32-9663-1 76-9173-2/-6 Y-43	32-9689 Y-43	32-9689/-1 76-9173-8/-10/-6 Y-43	32-9680 32-9670 Y-40[77]	32-9689-1 Y-43	32-9670[42] Y-40[77]
Vertical Output	32-8625/-1 26S30	32-8637 26S15	32-8658 26S52	32-8625/-2 26S30	32-8686[38] 26S15	32-8637 32-8686-2 26S15	32-8712 26S13	32-8658/-1 26S52	32-8637[70] 26S15	32-8658/-1 26S52
Vert. Blocking Oscillator	32-8431-2/-8 26A06	32-8431-9 26A06	32-8431-7 26A06	32-8431-7 26A06	32-8431-7 26A06	32-8676-1 26A06[40]	NOT USED	32-8676 26A06[40]	NOT USED	32-8676 26A06[40]
Width Coil	NOT USED	NOT USED	NOT USED	NOT USED	NOT USED	NOT USED	NOT USED	NOT USED	NOT USED	NOT USED
Linearity	NOT USED	NOT USED	NOT USED	NOT USED	NOT USED	NOT USED	NOT USED	NOT USED	NOT USED	NOT USED
Power		NOT USED	32-8657 26R89[6]	32-8661	32-8661	32-8690 26R47	32-8719 26R48	32-8673[71] 26R44	32-8708 32-8732 26R43	32-8730[74] 26R49
Filament	32-8573/-1/-3 32-8590/86	32-8635	32-8573	32-8573	32-8573	NOT USED	NOT USED	NOT USED	NOT USED	NOT USED
Focus Coil	NOT USED	NOT USED	NOT USED	NOT USED	NOT USED	NOT USED	NOT USED	NOT USED	NOT USED	NOT USED
Audio Output	32-8578[35] 24S51	32-8579	32-8683 32-8656	32-8685	32-8684	32-8674 24S53	32-8718	32-8674 24S53	32-8683-1	32-8674 24S53
Choke	32-8617 26C44	32-8600-1 26C92	32-8655	32-8654	32-8654/75-1	32-8693 26C76	32-8710 26C78	32-8675 26C41	32-8710 26C78	32-8693 26C76
Horizontal Oscillator	SEE RINGING COIL	SEE RINGING COIL	SEE RINGING COIL	SEE RINGING COIL	SEE RINGING COIL	SEE RINGING COIL	SEE RINGING COIL	SEE RINGING COIL	SEE RINGING COIL	SEE RINGING COIL
Horizontal Ringing Coil	32-4557 HS-5	32-4557 HS-5	32-4557-3 HS-5	32-4557-3 HS-5	32-4557-3 HS-5	32-4557-4 HS-5	32-4557-4 HS-5	32-4557-4 HS-5	32-4672-1 HS-5	32-4557-4 HS-5
Antenna Input (Balun)		32-4432-3 15-1082	15-1082	32-4432-3 15-1082	15-1082	32-4432-3 15-1082	32-4432-3 15-1082	32-4432-3 15-1082	15-1082	32-4432-3 15-1082
Video IF	32-4486-32 17-1003	32-4598-5 17-4524	32-4597-3 19-3001	32-4597-3 19-3001	32-4597-3 19-3001	32-4597-3 19-3001	32-4645 19-1003	32-4629-1	32-4645 19-1003	32-4645 19-1003
Video IF	32-4486-30 17-1004	32-4598-3 17-4523	32-4486-41 17-4523	32-4480-8	32-4486-41 17-4523	32-4486-45 17-4522	32-4644	32-4486-45 17-4522	32-4644	32-4486-46 17-4523
Video IF	32-4486-29 17-1064	32-4548-26 17-4523	32-4486-42 17-4522	32-4112-31 19-1001	32-4486-42 17-4522	32-4486-46 17-4523	32-4644-1	32-4486-46 17-4523	32-4644-1	32-4486-47 17-4524
Video IF	32-4486-33 17-1062	32-4548 17-4523	32-4486-43 17-4524	32-4598-8	32-4486-43 17-4524	32-4486-47 17-4524	32-4644-2	32-4486-47 17-4524	32-4644-2	32-4597-3 19-3001
Ratio Det. or Quadrature	32-4450-6A 17-3497	32-4450-6A 17-3497	32-4450-6A 17-3497	32-4450-6A 17-3497	32-4450-6A 17-3497	32-4631A 17-3497	32-4631-1A 17-3497	32-4631A 17-3497	32-4673	32-4631-1A 17-3497
Trap	32-4486-27 19-1023	32-4597-2 19-1001	32-4597-11 19-1003	32-4597-12 19-1001	32-4597-11 19-1003	32-4597-2 19-1001	32-4645-3 19-1002	32-4463-11 20-1004	32-4645-3 19-1002	32-4597-2 19-1001
Trap	32-4463-2 32-4463-7 20-1004	32-4112-31 19-1001	32-4463-2 20-1004	See note 65	32-4463-2 20-1004	32-4463-11 20-1004	See note 66	NOT USED	32-4645-4 19-1000	32-4463-11 20-1004
1st Sound IF	32-4463-10 20-1004	32-4463-9 20-1004	32-4463-10 20-1004	32-4463-9 20-1004	32-4463-10 20-1004	32-4463-14 20-1005	32-4463-14 20-1005	32-4463-14 20-1005	32-4644-4	32-4463-14 20-1005
2nd Sound IF	32-4463-9 20-1004	32-4497A 17-1031[1]	NOT USED	32-4497A 17-1031[1]	NOT USED	NOT USED	NOT USED	NOT USED	NOT USED	NOT USED
AM IF and FM IF	32-4161A 16-6758	32-4537A 16-6758	NOT USED	NOT USED	NOT USED	NOT USED	NOT USED	NOT USED	NOT USED	NOT USED
AM IF and FM IF	32-4240-3A 16-6770	32-4517-1A 16-6758	NOT USED	NOT USED	NOT USED	NOT USED	NOT USED	NOT USED	NOT USED	NOT USED
Peaking	32-4143-16 19-3036	32-4422-27 19-1005	32-4112-52 19-1002	32-4480-8 19-3125	32-4112-52 19-1002	32-4630 19-6022	32-4674 19-6022	32-4630 19-6022	32-4674 19-6022	32-4630 19-6022
Peaking	32-4112-24 19-1005	32-4480-17 19-1002	32-4422-27 19-1005	32-4112-52 19-1002	32-4422-27 19-1005	32-4480-5 19-3250	32-4112-52 19-1003	32-4480-5 19-3250	32-4653-5 19-3160	32-4480-4 19-3250
Peaking	32-4467-18 19-1921	32-4480-9 19-3180	32-4467-22 19-3125	32-4467-23	32-4467-22 19-3125	32-4112-52 19-1003	32-4480-4 19-3250	32-4480-4 19-3250	32-4653-4 19-3100	32-4112-52 19-1003
Peaking	32-4480-9 19-3180	See note 63	See note 64	32-4480-8 19-3125	See note 64	32-4480-18 19-3160	32-4480-18 19-3160	32-4480-5 19-3250	See note 67	See note 68
RF Choke	32-4112-15 19-1002	32-4112-24 19-1005	32-4112-50 19-1006	L47,L48,L49 19-1005	32-4112-50 19-1006	32-4112-50 19-1006	32-4112-50 19-1006	12UH 19-1005	32-4112-50 19-1006	32-4112-50 19-1006
Filament Choke	32-4112-15 19-1002	32-4112-15 19-1002	32-4112-49 19-1002	32-4112-49 19-1002	32-4112-49 19-1002	32-4112-49 19-1002	32-4112-49 19-1002	32-4112-49 19-1002	32-4112-49 19-1002	32-4112-49 19-1002

Service notes may be found at the end of the PHILCO section.

PART NAME	31	32	33	34	35	36	37	38	39	40
Flyback	32-8705-1 Fly 16[1,43]	32-8709-1 Fly 130	32-8724	32-8746-1/-2 32-8742-2	32-8753-1[86] Fly 197	32-8757 Fly 197	32-8795/-1 Fly 197	32-8806-1/-2[95] Fly 266	32-8830-1/-2 Fly 196	32-8799-1 Fly 265
Yoke	32-9689-1 76-9173-8 Y 43	32-9689-1 Y 43	32-9688-1 Y 40[77]	76-11070[83] Y 8[3,47]	76-9173-14 Y 57	76-9173-13/-14 Y 57	76-11070-1 Y 76	76-10119/-2 76-10119-5 Y 16[27]	76-10282-1/-3 Y 58	76-10119-2[76] Y 16[27]
Vertical Output	32-8704 26S14	32-8704 26S14	32-8658 26S52	32-8658-1[82] 26S52	32-8658-1/-2 26S52	32-8758 26S24	32-8658-1[84] 26S52	32-8658-4 26S52	32-8829-1 26S72	32-8802-1 26S30
Vert. Blocking Oscillator	NOT USED	NOT USED	32-8676 26A0640	NOT USED	32-8750 26A01[48]	NOT USED	NOT USED	NOT USED	NOT USED	NOT USED
Width Coil	NOT USED	NOT USED	NOT USED	NOT USED	32-4468-1 WC 23	NOT USED	NOT USED	32-4786-1	NOT USED	NOT USED
Linearity	NOT USED	NOT USED	NOT USED	NOT USED	NOT USED	NOT USED	NOT USED	NOT USED	NOT USED	NOT USED
Power	32-8719[73] 26R48	32-8708 32-8732 26R43	32-8711 26R47	NOT USED	32-8752/61 26R124	32-8756 26R43[1]	NOT USED	32-8807-1/-2 32-8811-2		32-8805-1 26R128
Filament	NOT USED	NOT USED	NOT USED	NOT USED	NOT USED	NOT USED	NOT USED	NOT USED	NOT USED	NOT USED
Focus Coil	NOT USED	NOT USED	NOT USED	NOT USED	NOT USED	NOT USED	NOT USED	NOT USED	NOT USED	NOT USED
Audio Output	32-8718	32-8683-2	32-8674 24S53	32-8747 24S48	32-8748 24S50	32-8777 32-8766	32-8674/-1 24S53	32-8748 24S50	32-8747-2 24S48	32-8825-1
Choke	32-8710 26C78	32-8710 26C78	32-8693 26C76	32-8745 26C44	32-8710/-2 26C44	32-8755 26C44	32-8659 26C79	32-8710 26C78	32-8710/-4 26C78	32-8710 26C78
Horizontal Oscillator	SEE RINGING COIL	SEE RINGING COIL	SEE RINGING COIL	SEE RINGING COIL	SEE RINGING COIL	SEE RINGING COIL	SEE RINGING COIL	32-4672-3/-2	32-4754-1	32-4672-5
Horizontal Ringing Coil	32-4557-4 HS 5	32-4672-1 HS 5	32-4557-4 HS 5	32-4672-2	32-4672-3	32-4672-3	32-4672-2	NOT USED	NOT USED	NOT USED
Antenna Input (Balun)	32-4432-3 15-1082	15-1082		15-1082	32-4527 15-1082	32-4527 15-1082	76-11489-1 15-1082			15-1082
Video IF	32-4645-2	32-4645 19-1003	32-4486-45 17-4522	32-4686	32-4645-2	32-464502	32-8646	32-4645-2 19-1001	32-4645-20 19-1000	32-4645-2 19-1001
Video IF	32-4644	32-4644	32-4486-46 32-4684 17-4523	32-4686-1	32-4644-5	32-4644-2	32-8646-1	32-4686-2	32-4686-2	32-4686-2
Video IF	32-4644-1	32-4644-1	32-4486-47 17-4524	32-4686-2	32-4644-6	32-4644-6	32-8646-2	32-4686-2	32-4686-2	32-4686-2
Video IF	32-4644-2	32-4644-2	32-4684-1 17-4523	32-4686-3	32-4644-7	32-4644-7	32-8646-3	32-4686-3	32-4686-3	32-4686-3
Ratio Det. or Quadrature	32-4631-1A 17-3497	32-4673	32-4631A 32-4631-1A 17-3497	32-4689	32-4691 17-3454	32-4691-1 17-3454	32-4689	32-4689-1	32-4644-13	32-4735/-1/-2 17-3453
Trap	32-4645-3 19-1002	32-4645-3 19-1022	32-4463-11 20-1004	32-4688	32-4645-3 19-1002	32-4688-1 17-1078	32-4688-2 17-1078	32-4645-3/-19 19-1002	32-4645-3/-19 19-1002	32-4688-5 17-1078
Trap	See Note 66	32-4645-4 19-1000		NOT USED	32-4688-3	32-4645-3 19-1002	32-4597-2 19-1001	32-4688-3	32-4644-11	32-4645-3/-19 19-1002
1st Sound IF	32-4463-14 20-1005	32-4644-4	32-4463-14 20-1005	32-4688	32-4688-3	32-4688-1 17-1078	32-4688-2 17-1078	32-4688-3	32-4644-12	32-4688-5 17-1078
2nd Sound IF	NOT USED	NOT USED	NOT USED	NOT USED	NOT USED	NOT USED	NOT USED	NOT USED	32-4745-2 17-1079	NOT USED
AM IF and FM IF	NOT USED	NOT USED	NOT USED	NOT USED	NOT USED	NOT USED	NOT USED	NOT USED	NOT USED	NOT USED
AM IF and FM IF	NOT USED	NOT USED	NOT USED	NOT USED	NOT USED	NOT USED	NOT USED	NOT USED	NOT USED	NOT USED
Peaking	32-4674 19-6022	32-4674 19-6022	32-4630 19-6022	32-4690-11 19-4400	32-4690-14 19-3250	32-4690-7 19-3250	32-4690-11 19-4400	32-4674-1 19-6022	32-4674-1 19-6022	32-4645-7
Peaking	32-4112-52 19-1003	32-4653-5 19-3160	32-4480-4 19-3250	32-4690-12 19-3500	32-4690-11 19-4400	32-4690-3 19-3100	32-4690-12 19-3500	32-4690-14 19-3250	32-4690-12 19-3500	32-4410-10
Peaking	32-4480-4 19-3250	32-4653-4 19-3100	32-4112-52 19-1003	32-4690-7 19-3250	32-4690-8 19-3250	32-4690-5 19-3160	32-4647-1	32-4690-18 19-3250	32-4690-12 19-3500	32-4690-7 19-3250
Peaking	32-4480-18 19-3160	32-4653-1 19-3180	See Note 68	NOT USED	NOT USED	32-4690-4 19-1921	32-4645-7	32-4112-50 19-1006	32-4645-7	32-4690-5 19-3160
RF Choke	32-4112-50 19-1006	32-4112-50 19-1006	32-4112-50 19-1006	32-4112-50 19-1006	See Note 69	32-4112-50 19-1006	32-4112-50 19-1006	32-4645-20 19-1000	32-4645-20 19-1000	32-4674-1 19-6022
Filament Choke	32-4112-49 19-1002	32-4112-49 19-1002	32-4112-49 19-1002	32-4112-58 19-1002	32-4112-43 19-1007	32-4645-6 19-1002	32-4645-5 19-1002	32-4674-1 19-6022	32-4674-1 19-6022	32-4645-18

Service notes may be found at the end of the PHILCO section.

PART NAME	41	42	43	44	45	46	47	48	49	50
Flyback	32-8830-3 Fly 196	32-8806-2 Fly 266	32-8840-1/-2 Fly 264	32-8855-1/-2 Fly 196	32-8853-1 Fly 196	32-8881-1/-2 32-8877-1	32-8899-1 Fly 221	32-8903-1	32-8951-4/-2/-1 Fly 222	32-8855-3/-5 Fly 196
Yoke	76-10282-5/-4 Y 58	76-10119-5 Y 57[27]	76-10508-4[78] Y 53[79]	76-10508-3[91] Y 59	76-10508-6 Y 59	76-10508-8	76-10508-14/ -13/-16/-22	76-10119-9	76-12097-4[88] Y 59[92]	76-10508-9 32-9731-3 Y 59
Vertical Output	32-8829-2 26S72	32-8814-1 26S52	32-8852-1/-2 32-8829-1 26S72	32-8829-4 26S72	32-8829-2 26S72	32-8829-2 26S72	32-8829-5 32-8940-1 26S72	32-8904-1 26S75[44]	32-8940-1 26S72	32-8940-2 26S72
Vert. Blocking Oscillator	NOT USED	NOT USED	NOT USED	NOT USED	NOT USED	NOT USED	NOT USED	NOT USED	NOT USED	NOT USED
Width Coil	NOT USED	NOT USED	NOT USED	NOT USED	NOT USED	NOT USED	NOT USED	NOT USED	NOT USED	NOT USED
Linearity	NOT USED	NOT USED	NOT USED	NOT USED	NOT USED	NOT USED	NOT USED	NOT USED	NOT USED	NOT USED
Power	NOT USED	32-8807-2	32-8845-1[49] 26R12[61]	NOT USED	NOT USED	32-8850-1 26R12U[1]	32-8902-1 32-8897-1	32-8807-3 26R47	32-8902-3/-1/-2	NOT USED
Filament	NOT USED	NOT USED	NOT USED	NOT USED	NOT USED	NOT USED	NOT USED	NOT USED	NOT USED	NOT USED
Focus Coil	NOT USED	NOT USED	NOT USED	NOT USED	NOT USED	NOT USED	NOT USED	NOT USED	NOT USED	NOT USED
Audio Output	32-8747-2 24S48	32-8862-1 24S51	32-8906-1 24S52	32-8747-3/-2 24S48	32-8747-2 24S48	32-8876-1[87] 24S52	32-8862-2 24S51	32-8747-4 24S48	32-8747-4[94] 24S48	32-8747-3 24S48
Choke	32-8710-4 26C78	32-8710-3/-7 26C78	32-8710-5 26C78	32-8710-6/-5 26C78	32-8710-4 26C78	32-8710-4 26C78	32-8710-8 26C78	32-8710-8 26C78	32-8710-9/-4 26C78	32-8710-6 26C78
Horizontal Oscillator	32-4754-3 HS 16	32-4754-3 HS 16	32-4754-2[89] •	32-4754-3 HS 16	32-4754-3 HS 16	32-4754-3 HS 16	32-4754-3 HS 16	32-4754-3 HS 16	32-4754-3 HS 16	32-4754-3 HS 16
Horizontal Ringing Coil	NOT USED	NOT USED	NOT USED	NOT USED	NOT USED	NOT USED	NOT USED	NOT USED		NOT USED
Antenna Input (Balun)							32-4725-4	32-4752-3	32-4726-5/-6	
Video IF	32-4645-36 19-3001	32-4645-2 19-1001	32-4645-33 19-3001	32-4645-36 19-3001	32-4645-36 19-3001	32-4645-36 19-3001	32-4645-36 19-3001	32-4645-36 19-3001	32-4645-36 19-3001	32-4645-36 19-3001
Video IF	32-4686-2	32-4686-2	32-4686-2	32-4686-2	32-4686-2	32-4686-2	32-4686-22	32-4686-22	32-4686-22	32-4686-2
Video IF	32-4686-2	32-4686-2	32-4686-2	32-4686-2	32-4686-2	32-4686-2	32-4686-2	32-4686-2	32-4686-2	32-4687-3
Video IF	32-4686-3	32-4686-3	32-4686-3	32-4686-3	32-4686-3	32-4686-3	32-4686-3	32-4686-3	32-4686-3	
Ratio Det. or Quadrature	32-4644-13	32-4644-14	32-4644-14/-20	32-4644-14/19	32-4644-13	32-4644-13	32-4644-20	3204644-20	32-4644-20	32-4644-20
Trap	32-4644-15	32-4645-3 19-1002	32-4645-32 19-1001	32-4645-32 19-1001	32-4645-32 19-1001	32-4645-32 19-1001	32-4645-32 19-1001	32-4645-32 19-1001	32-4645-32 19-1001	32-4645-45 19-1001
Trap	32-4645-32 19-1001	32-4645-19 19-1002	32-4645-19 19-1002	32-4645-19 19-1002	32-4645-19 19-1002	32-4645-19 19-1002	32-4645-19/-34 19-1002	32-4645-19/-34 19-1002	32-4645-45 19-1001	32-4645-19 19-1002
1st Sound IF	32-4644-12	32-4688-6 17-1078	32-4688-9 17-1078	32-4688-7/-8 17-1078	32-4644-12	32-4644-12	32-4688-9 17-1078	32-4688-9 17-1078	32-4688-10 17-1078	32-4688-10 17-1078
2nd Sound IF	32-4745-2 17-1079	32-4754-2 17-1079	32-4745-2 17-1079	32-4766-1 17-1079	32-4754-2 17-1079	32-4745-2 17-1079	32-4745-2 17-1079	32-4745-2 17-1079	32-4754-2 17-1079	32-4754-2 17-1079
AM IF and FM IF	NOT USED	NOT USED	NOT USED	NOT USED	NOT USED	NOT USED	NOT USED	NOT USED	NOT USED	NOT USED
AM IF and FM IF	NOT USED	NOT USED	NOT USED	NOT USED	NOT USED	NOT USED	NOT USED	NOT USED	NOT USED	NOT USED
Peaking	32-4645-7	32-4762-12 19-3500	32-4694-11	32-4762-13 19-3600	32-4762-12 19-3500	32-4762-8 19-4201	32-4762-8 19-4201	32-4762-8 19-4201	32-4762-6 19-3150	32-4762-12 19-3500
Peaking	32-4762-8 19-4201	32-4762-9 19-3275	32-4762-12 19-3500	32-4762-14 19-3660	32-4762-11 19-3375	32-4480-36 19-3180	32-4762-10 19-3330	32-4762-10 19-3330	32-4762-10 19-3330	32-4769-4 32-4762-10 19-3330
Peaking	32-4762-8 19-4201	32-4762-10 19-3330	32-4762-8 19-4201	32-4762-11 19-3375	32-4112-50 19-1005	32-4654-35	32-4654-7	32-4654-7	32-4654-7	32-4769-3 19-4500
Peaking	32-4654-7	32-4654-7		32-4112-61	32-4674-1 19-6022	32-4674-1	32-4674-1 19-6022	32-4674-1 19-6022	32-4762-9 19-3275	32-4762-8 19-4201
RF Choke	32-4112-50 19-1006	32-4112-50 19-1006	32-4674-1 19-6022	32-4654-20 19-1000	32-4645-20 19-1000	32-4645-20 19-1000	32-4112-62 19-1005	32-4112-62 19-1005		32-4674-1 19-6022
Filament Choke	32-4112-43 19-3001	32-4654-35		32-4654-35	32-4654-35	32-4654-35				

Service notes may be found at the end of the PHILCO section.

PART NAME	51	52	53	54	55	56	57	58	59	60
Flyback	32-8993-3[93] Fly 222[90]	32-8855-8 Fly 196[99]	32-8997-1	322-0092	32-8855-9 Fly 196[99]	52-10002-3	32-10008-1/-4	32-10002-1	32-10008-3/5	32-0161 Fly 273
Yoke	76-12530-3/-2[97] Y 59[27]	76-12279-4[100] Y 59[27]	76-12554-1[101]	322-0106 Y 107	76-12530-5/-6 Y 59[27]	76-12530-8 Y 59[27]	76-12942-1/-3 Y 94	76-12744-1 Y 59[27]	76-12942-2 Y 94	322-0106 Y 107
Vertical Output	32-8982-1 26S72	32-8982-2 26S72	32-8940-4/-5/-2 26S72	322-0103 26S86	32-8982-3 26S72	32-10005-1 26S72	32-10009-1 32-10012-3	32-8982-4 26S72	32-10009-2	322-0163 26S86
Vert. Blocking Oscillator	NOT USED	NOT USED	NOT USED	NOT USED	NOT USED	NOT USED	NOT USED	NOT USED		
Width Coil	NOT USED	NOT USED	NOT USED	NOT USED	NOT USED	NOT USED	NOT USED	NOT USED		
Linearity	NOT USED	NOT USED	NOT USED	322-0117 WC 35	NOT USED	NOT USED	NOT USED	NOT USED		322-0186
Power	32-8902-4 32-8987-1	NOT USED	32-8902-4/-5 32-8924-2	322-0105 962712-502 26R150	NOT USED	32-10004-1 32-10003-1	NOT USED	32-10001-1 32-10006-1	32-10003-2	322-0164 26R150
Filament	32-8988-1 24R5[132]	NOT USED	NOT USED	NOT USED	NOT USED	NOT USED	NOT USED	NOT USED		
Focus Coil	NOT USED	NOT USED	NOT USED	322-0104	NOT USED	NOT USED	NOT USED	NOT USED		322-0160
Audio Output	32-8747-4[98] 24S48	32-8985-1 24S82	32-8985-2[102] 22S25	322-0107 26S48	32-8985-3/-1 24S82	32-8985-5 24S83	32-8747-5 24S48	32-8953-3[98] 24S51	32-8747-6 24S48	322-0162 26S48
Choke	32-8710-6/-9 26C78	32-8980-2 26C78	32-8710-6/-10 26C78	322-0113 26C81	32-8999-1 26C79	32-8999-2 26C79	32-8980-4 26C81	32-8980-3 26C78	32-8980-5 26C81	322-0159 26C81
Horizontal Oscillator	32-4754-2/-3 HS 16	32-4754-3 HS 16	32-4754-3	322-0095	32-4754-3 HS 16	32-4754-3 HS 16	32-4754-3 HS 16	32-4754-3 HS 16	32-4754-3 HS 16	
Horizontal Ringing Coil	NOT USED	NOT USED	NOT USED	322-0083 HS 8		NOT USED	NOT USED	NOT USED	NOT USED	NOT USED
Antenna Input (Balun)					32-4725-8					
Video IF	32-4686-22	32-4686-28	32-4686-22 32-4645-48	322-0096	32-4686-28	32-4686-30	32-4652-79	32-4686-25	32-4682-79	322-0096
Video IF	32-4686-2	32-4808-1	32-4686-2/-25	322-0097	32-4808-2	32-4824-1	32-4686-31	32-4686-25	3204686-31	322-0097
Video IF	32-4686-3	32-4808-2	32-4686-3/-25	322-0098	32-4645-52	32-4645-53	32-4652-78	32-4686-27	32-4652-78	322-0098
Video IF	NOT USED	NOT USED	32-4686-27	322-0127		NOT USED	32-4652-79	NOT USED	32-4686-11	322-0181 322-0025
Ratio Det. or Quadrature	32-4805-1	32-4644-25	32-4805-1	322-0128 17-1078	32-4644-25 32-4805-1	32-4805-1	32-4644-25	32-4805-1	32-4644-25	322-0128 17-1078
Trap			32-4645-32/45 19-1001	322-0099			32-4652-78/80	32-4645-32/45 19-1001	32-4652-78/80	322-0099
Trap	32-4688-10 17-1078	32-4688-10 17-1078	32-4645-34 19-1002	322-0119	32-4488-10 17-1078	32-4688-10 17-1078	32-4688-11 17-1078	32-4688-11 17-1078	32-4688-11 17-1078	NOT USED
1st Sound IF	32-4545-2/-4 17-1079	32-4745-2 17-1079	32-4745-2/-4/-5 17-1079	322-0101 20-1050	32-4745-2 17-1079	32-4745-6 17-1079	32-4745-8 17-1079	32-4745-5 17-1079	32-4745-8 17-1079	322-0101 20-1052
2nd Sound IF	32-4688-10 17-1078	32-4688-10 17-1078	32-4688-10 17-1078	322-0102	NOT USED	NOT USED	NOT USED	NOT USED	NOT USED	NOT USED
AM IF and FM IF	32-4583-23 16-6780	NOT USED	32-4583-23 16-6780	CHROMA COILS See Note 103		NOT USED	NOT USED	32-4834-3 16-6786	NOT USED	NOT USED
AM IF and FM IF	32-4583-23 16-6780	NOT USED	32-4583-23 16-6780			NOT USED	NOT USED	32-4834-1 16-6787	NOT USED	NOT USED
Peaking	32-4769-4 19-3330	32-4762-10 19-3330	32-4762-9 19-3275	322-0124 322-0125 19-3060	32-4762-7 19-3180	32-4762-7 19-3180	32-4762-20 19-3330	32-4762-7 19-3180	32-4762-20 19-3330	322-0180 19-3036
Peaking	32-4769-6 19-3180	32-4762-6 19-4160	32-4762-7 19-3180	322-0111 19-3125	32-4762-10 19-3330	32-4769-4 19-3330		32-4762-12 19-3500	32-4762-20 19-3330	322-0125 19-3060
Peaking	32-4769-7 19-3375	32-4762-10 19-3330	32-4762-10 19-3330	322-0100 19-3600	32-4762-10 19-3330	32-4762-12 19-3500		32-4762-9 19-3275		322-0111 19-3125
Peaking			32-4762-11 19-4400			32-4762-8 19-4201	32-4762-10 19-3330	32-4674-3 19-1006	32-4837-1 19-1006	322-0010 19-3600
RF Choke										
Filament Choke										

Service notes may be found at the end of the PHILCO section.

PART NAME	61	62	63	64						
Flyback	32-10014-1	32-10023-1	32-10002-5	32-10002-4						
Yoke	76-13222-1 Y 60[104]	322-0106 Y 107	76-12744-2	76-12554-3 Y 60						
Vertical Output	32-10012-2	32-10017-2 26S86	32-10012-4	32-10012-1						
Vert. Blocking Oscillator	NOT USED	NOT USED	NOT USED	NOT USED						
Width Coil	NOT USED	NOT USED	NOT USED	NOT USED						
Linearity	NOT USED	32-4849-7	NOT USED	NOT USED						
Power	NOT USED	32-10019-2	32-10011-2	32-10011-1						
Filament	32-10025-1 21F08	NOT USED	NOT USED	NOT USED						
Focus Coil	NOT USED	32-4840-2	NOT USED	NOT USED						
Audio Output	32-10013-1[105] 22S61	32-10016-1[106] 24S06	32-8747-1/-7 24S48	32-8747-7 24S48						
Choke	32-8980-6 26C78	32-10018-1 26C81	32-10010-2 26C77	32-10010-2 26C77						
Horizontal Oscillator	32-4754-3 HS 16	32-4849-2	32-4754-3 HS 16	32-4754-3 HS 16						
Horizontal Ringing Coil	NOT USED	NOT USED	NOT USED	NOT USED						
Antenna Input (Balun)		32-4725-10/-11								
Video IF	32-465279	322-0096	32-4652-79	32-4652-79						
Video IF	32-4686-32	32-4847-5	32-4686-34	32-4686-34						
Video IF	32-4652-78/79	322-0025	32-4652-78/79	32-4652-78/79						
Video IF	NOT USED	322-0061	NOT USED	NOT USED						
Ratio Det. or Quadrature	72-4805-1	322-0128 17-1078	32-4805-1	32-4805-1						
Trap	32-4652-78 32-4652-80	322-0099	32-4652-78 32-4652-80	32-4652-78 32-4652-80						
Trap	NOT USED	322-0119	32-4688-10 17-1078	32-4688-10 17-1078						
1st Sound IF	32-4688-11 17-1079	322-0101 20-1050	32-4688-10 17-1078	32-4688-10 17-1078						
2nd Sound IF	32-4745-8 17-1079	322-0179	32-4745-5 17-1079	32-4745-5 17-1079						
AM IF and FM IF	32-4834-2 16-6786	32-4834-3 16-6786	NOT USED	NOT USED						
AM IF and FM IF	32-4825-3	32-4834-1 16-6787	NOT USED	NOT USED						
Peaking	32-4762-20 19-3330	32-4853-4 19-3660	32-4762-10 19-3330	32-4762-10 19-3330						
Peaking	32-4762-12 19-3500	322-0180 19-3036	32-4762-10 19-3330	32-4762-10 19-3330						
Peaking		32-4854-1 19-3375	32-4762-10 19-3330	32-4762-10 19-3330						
Peaking		32-4851-9 19-3660								
RF Choke	32-4112-62 19-1009									
Filament Choke										

Service notes may be found at the end of the PHILCO section.

1 Mounting difference.
2 32-8309/-1, 32-8345/-1 used in a few models - no replacement.
3 May require use of original damping network.
4 32-9608/9613 used in a few models - no replacement.
5 Parallel 5 volt windings.
6 Parallel 6.3 volt windings.
7 32-8331 used in a few models replaced by Fly 11.
8 45-9527, 32-4318 used in a few models - no replacement.
9 32-8367/-1 used in radio chassis replaced by 26S50.
10 32-8307-2 used in a few models replaced by 24A89[1].
11 32-8355-1 used for low B+ supply replaced by 20C64[1].
12 32-8414 used in negative supply - no replacement.
13 32-8399 replaced by 20C55.
14 32-8423-2 used in a few models replaced by 26R95[6], 32-8385 used in model 50-T1104/05/06 - no replacement.
15 32-4470-3 replaced by HS 3[1].
16 32-8425 replaced by 26S72.
17 32-8430 used in B- supply - no replacement.
18 32-4367 used in 50T1404/1406/1432(123, 124) replaced by HS 2[1].
19 32-8242 used in model 51-T1443B/L/M/X/XL replaced by 26S49.
20 32-8455 used in low B+ supply replaced by 26C43[1].
21 32-8432 used in some productions replaced by 26S70.
22 32-8478/-2 used in B- supply replaced by 26C91[1].
23 32-8242 (alternate) replaced by 26S49.
24 32-8484-2, 32-8509-2 used in 51T2134/36/38/75/76(124) replaced by Fly 31.
25 32-8478/-2 replaced by 26C91[1].
26 32-8522 used in RF Chassis 44 - no replacement.
27 Use original plug and connect same as original.
28 Connect as autoformer.
29 32-8576 used in deflection chassis G-4 - no replacement.
30 32-8242/-11/-12 used in a few chassis replaced by 26S49, 32-8522 used in RF chassis 44 - no replacement.
31 32-8625 used in chassis D-202 replaced by 26S15[1].
32 Use 1/2 of high voltage winding.
33 32-8579 used in chassis 84 - no replacement.
34 Connect as original, except connect original #7 to new #8, new #7 to ground. Remove choke from original and connect between new Pin #2 & damper cathode - connect yoke plug #7 to Fly 27 pin 2.
35 32-8629 used in chassis R-191 replaced by 26S49, 32-8579 used in R-194 - no replacement.
36 Connect as original, except original #12 to new #3 or #5. If picture out of phase reverse terminals #7 and #8.
37 32-8391 used in Models 49-1450, 49-1475, 49-1480 replaced by 26R74[6].
38 32-8637 used in TV-354A replaced by 26S15.
39 Original terminals 12 - 2 - 1 Connect 12K resistor in series with 82 MMFD.
new terminals 9 - 7 - 1 capacitor across yoke 1 & 2.
Use WC 20 for width coil.
40 Connect red and yellow lead to vertical oscillator cathode, blue to ground, green to grid capacitor. Mount on top of chassis.
41 Original terminals 12 - 2 - 6 - 1 - 7 - 8
new terminals 5 - 2 - 6 - 1 - 8 - 7
42 76-9173-12 used in TV-332/U using 21BTP4 picture tube - replaced by Y 43.
43 Original terminals 12 - 11 - 2 - 1. Connect 1000 Ohm resistor in series with new terminals 9 - 7 - 7 - 2 82MMFD across yoke terminals #1 & #2.
44 Use 12.5 : 1 turns ratio.
45 Connect same as original except original #13 to new 2, original #8 to 7, original 7 to 8.
46 32-8677-1 used in late TV300/301/A/W - no replacement, 32-8701-1 used in chassis TV301A run 3 & 4 and TV 301W replaced by Fly 27[1,4].
47 Connect yoke #3 to flyback #3, yoke #2 & #7 to flyback #2, yoke #1 to flyback #1.
48 Mount on back side of control panel. Connect the yellow lead to junction of 330 MMFD and .022 MFD capacitors, green and black leads to cathode of vertical oscillator tube, brown lead to ground.
49 32-8845-4A, 32-8845-4, used in some models replaced by 26R126[1].
50 Connect yoke #1 to plug #8, yoke #2 to plug #3, yoke #3 to plug #X.
51 32-4233-2 replaced by 17-1003, 32-4234-1 replaced by 17-1004.
52 32-4317 replaced by 17-1043, 32-4261 replaced by 17-3488.
53 Used in models 50-T1104(code 123), 50-T1401, 50-T1402, 50-T1430 (code 121).
54 32-4240-3A replaced by 16-6758, 32-4396A replaced by 17-1011.
55 32-4234-12 replaced by 19-1023, 32-4463-3 replaced by 20-1004.
56 32-4480-15 replaced by 19-4201, 32-4467-7 replaced by 19-1921.
57 32-4548-18 replaced by 17-4524, 32-4548-26 replaced by 17-4524.
58 32-4112-31 replaced by 19-1001, 32-4463-7 replaced by 20-1004.
59 32-4480-9 replaced by 19-3180, 32-4467-11 replaced by 19-1923.
32-4480-4 replaced by 19-3250, 32-4480-7 replaced by 19-1920.
60 32-4112-31 replaced by 19-1001, 32-4463-9 replaced by 20-1004.
61 32-4467-13 replaced by 19-1923, 32-4480-4 replaced by 19-3250.
62 32-4480-18 replaced by 19-3160, 32-4467-20 replaced by 19-1921.
32-4467-19 replaced by 19-1921, 32-4480-1 replaced by 19-3036.
63 32-4480-9 replaced by 19-3160, 32-4467-20 replaced by 19-1921.
32-4480-1 replaced by 19-3036.
64 32-4480-8 replaced by 19-3125, 32-4480-4 replaced by 19-3250, 32-4480-9 replaced by 19-3160.
65 32-4112-54 replaced by 19-1002, 32-4597-15 replaced by 19-1001, the 39.5 MC Trap replaced by 19-1003, 32-4463-13 replaced by 20-1004.
66 32-4645-4 replaced by 19-1000, 32-4463-11 replaced by 20-1004.
67 32-4653-6 replaced by 19-3250, 32-4653-1 replaced by 19-3180.
68 32-4480-18 replaced by 19-3160, 32-4480-5 replaced by 19-3250.
69 32-4674 replaced by 19-6022, 32-4112-50 replaced by 19-1006.
70 32-8731 alternate replaced by 26S29.
71 32-8690 used in chassis TV-301A replaced by 26R47.
72 Mount with leads out the top and connect the same as the original.
73 32-8711 used TV-390 replaced by 26R47.
74 32-8690 used in TV330 replaced by 26R47.
75 Use universal mounting bracket. Series 6.3 V @ 6A windings for 12.6 VCT filament. Tape 6.3 V @ 1.2 A.
76 76-10119-7 used in a few models - no replacement.
77 Use original network, rear cover and connect same as original.
78 76-10508-5 used in 24" sets - no replacement.
79 Remove jumper from #7 and #11 of Y 53, bridge 27 MMFD Cap. across 2 & 11 with 100 MMFD - connect same as original.
80 Use original rear cover and original leads.
81 Use original rear cover and remove jumper from #7 and #11 of Y 53.
82 32-8658-3 used in chassis 8E11/U, 8E13 - no replacement.
83 76-11070-2 used in chassis 8E11/U, 8E13 - no replacement.
84 32-8814-2 used in chassis 8H20/U, 8H22 - no replacement.
85 Fly 4[1] used in Model 50T1483.
86 32-8751 used in 7P50/A/AU/U, 7P51 series - no replacement.
87 32-8849-1 used in amplifier with 9L38A/AU replaced by 24S17[1].
88 322-8002, 32-9731-1/-4/-7, 76-12097-1 all replaced by Y 5992.
89 32-4754-3 used in chassis 10L60/R/U/UR - replaced by HS 16.
90 Use instruction sheet packaged with unit.
91 76-10508-9 used in chassis 10H25/U replaced by Y 59.
92 Use original network and connect as original.
93 32-8993-1 - no replacement.
32-8993-2 replaced by Fly 222[96].
94 32-8953-1 used in chassis 11N53-U, 11N54 replaced by 24S51.
32-8963-1 replaced by 24S05.
32-8958-2 replaced by 24S07.
32-8965-1 - no replacement.
95 32-8810-1/-3 used in 8P51/A/U - no replacement.
96 Connect as original except high side of yoke is Pin 1 on yoke socket instead of PX as shown on instuction sheet.
97 76-12530-4/-1 used in a few models no replacement.
98 32-8953-1 replaced by 22S33
32-8990-2/-3/-4 replaced by 22S61
32-8996-1/-3 replaced by 24S56
99 Remove choke from terminals 3 & D and replaced with 120 MMFD capacitor, replace 2200 Ohm resistor with 4700 Ohm. Connect same as original except #4 to new #3 & #T, #3 to new #D.
100 76-12279-6 used in U/K 3058/59, K 3060 - no replacement
76-12279-8 used in some chassis replaced by Y 5980.
101 76-12554-2 used in chassis 13N50/N replaced by Y 542[7].
102 32-8989-2 replaced by 24S06
32-8990-2 replaced by 22S61
32-8985-4 replaced by 22S86
32-8989-4 replaced by 24S05
32-10007-1/-2 replaced by 22S61.
103 Chroma coils:
322-0121, 322-0126, 322-0129 - no replacement.
322-0108 replaced by 17-6012, 322-0118 replaced by 17-6011.
104 Add 27 MMFD @ 5 KV from high side of yoke to Pin 3 of AGC keying tube.
105 32-10007-2 used in AM-FM Radio - replaced by 22S60
32-8989-5/-3 used in AM-FM Radio - no replacement
32-8961-2 used in Stero Amp. - replaced by 22S61.
106 32-8990-3/-4 replaced by 22S61
32-8996-4 replaced by 24S61.

USE THIS PAGE if PART NUMBER is available.

MFR'S. PART	REPLACEMENT
A13D-16943	HS-5
A13D-19355	HS-5
A13D-19540	HS-5
A13M-18026	17-1003
A13M-18233	WC-11[11]
A13M-18961	WC-16[11]
A13M-18962	
A13M-18971	WC-16[11]
A13M-19233	WC-11
A13M-19320	
A16A-1867	19-1002
A16A-16514	19-3036[22]
A16A-16515	19-3660[25]
A16A-16516	19-4400
A16A-16637	19-1000
A16A-16773	19-1000
A16A-17048	
A16A-17128	19-4400
A16A-17937	19-1000
A16A-17961	
A16A-18025	
A16A-18685	19-1922
A16A-19364	19-3075
A16A-19365	19-4400
A16A-19366	19-1922
A16A-19367	19-1923
A16A-19485	19-3250
A16A-19486	19-1922
A16A-19785	19-3250
A16A-20020	19-3160
A16A-20021	19-3125
A201-15608	19-3036
A201-15609	19-1000
A201-15612	17-1004
A201-15652	17-1003
A201-15676	
A201-16329	17-1063
A201-17962	17-3401
A201-18695	17-3401
A201-18746	17-3401
A201-19363	17-3401
B12A-18856	26R31U
B12C-10074-4	24S50
B12C-16050	26S53
B12C-17303	26S51
B12C-18743	24S52
B12C-18743-1	24S52
B12C-19009	26S49
B12C-19048	26S53[9]
B12C-19849	26S51

MFR'S. PART	REPLACEMENT
B12C-19990	26S49
B12C-20761-1	24S54
B12M-18241/-1/-3	26A03
B13A-16612	16-3487[4]
B13A-16662	16-6678
B13A-17978	17-1031
B13A-18567	16-6665
B13A-18568	16-6665
B13A-18783	17-1031
B13A-19514	17-1031[4]
B13B-16000	16-3487[4]
B13B-16302	16-6678
B13B-17731	16-6758
B13B-17956	
B13B-18184	
B13B-18784	
B13B-19958	
B13D-16611	14-1060
B13D-16662	16-6678
B13M-13589-2	FC-1
B13M-13590	Y-3
B13M-16001	17-3487
B13M-16335	17-3497[4]
B13M-17273	17-1033
B13M-18693	Y-5
B13M-18888	Y-5[1]
B13M-19257	17-1033
B13M-19356	17-3487
B13M-19488	Y-3
B13M-19499	
B13M-19521	17-1003
B13M-19643	17-1013
B13M-20002	WC-17[11]
B16A-16051	26C44
B16A-17959/-1	26C44
B18A-16440	22S62
B201-15612	17-1003
B201-16412	
B201-17143	
B201-19363	17-3401
B201-19458	20-1004
B201-20696	17-3401
C8G-11892	19-1923
C12A-17822	26R15
C12A-18399-1	26R15
C12A-18839	26R15
C12A-19942-1	26R94
C12E-23726	26S52
C12E-23939	Fly-80
C12E-27097	Fly-99

MFR'S. PART	REPLACEMENT
C12E-27149-1	Fly-98
C12M-17967	Fly-34
C12M-18285	Fly-34
C12M-18286	Fly-34
C12M-18530	Fly-35
C12M-18689-1-2	Fly-35
C12M-19407-1-2	Fly-36
C16A-15624	26C43
C18A-16474	22S62
C18A-18022	24S52
C18A-18157	24S52[4]
C18A-18176	24S52[4]
C18A-18468	26S48
C18A-18588	24S52[4]
C86-11892	
C201-15717	17-1033
C201-16411	17-1021
C201-18418	
C201-18562	Fly-35
C201-18562-1	Fly-35
C201-19490	Y-5[1]
C201-19490-1	Y-5[1]
C201-19533	Fly-36
C201-19533-1	Fly-36
C201-19817	Fly-36
C201-19817-3	Fly-36
C201-19874	Fly-37
C201-19947	Y-5[1]
C201-19999	Fly-37
C201-21025	Fly-39
C201-21025-1	Fly-39
C201-21130	Y-5[1]
C201-21270	Fly-37
C201-21514	Y-5[1]
C201-21524	Y-5
C201-22369B	Fly-41
C201-22396/B	Fly-41
D13M-21120	Y-5[1]
D13M-25738	Y-16
N201-18746	17-3401
12A-18839-1	26R15
12A-21447	26R95[16]
12A-22509	
12C-20761-2	26S54
12C-21215	24S50[17]
12C-21518	24S52
12C-22508	24S50
12C-22509	
12C-23704	24S48
12C-24591	22S58

MFR'S. PART	REPLACEMENT
12C-24170[3]	24S52
12D-21160	
12D-21160-1	21F11[4]
12D-23699-3	26F67
12D-25563	
12D-25564	
12E-19048-2	26S53[9]
12E-23726-1	26S52
12E-23939	Fly-80
12E-24440	HS-7
12E-24612/-1	Fly-101
12E-25040	Fly-97
12E-25423	Fly-97
12E-25424	Fly-97
12M-18241-3	26A03
12M-18689-2	Fly-35
12M-22425	
13A-19514	17-1031[4]
13A-24203	17-4503
13A-24224	17-5004
13A-24937	17-5003
13B-17731	16-6758
13B-19958	
13B-22430	
13B-22939	
13B-23887	17-4524
13C-24963	
13D-19540	HS-5
13E-20767	
13E-21189	
13E-21673	
13E-22082	
13M-18233	WC-11[11]
13M-19643	17-3493
13M-21644	17-3493
13M-22303	17-3497
13M-22425	
13M-22810	Y-14[1]
13M-23755	Y-5[1]
13M-24085	HS-8
13M-24068	HS-7
13M-24441	HS-8
13M-25678	HS-8
13M-25686	20-1006
16A-17128	19-4400
16A-17937	19-1000
16A-17959	26C44
16A-18676	19-1002
16A-19365	19-4400

MFR'S. PART	REPLACEMENT
16A-19485	19-3250
16A-19486	19-4400
16A-19786	19-4400
16A-20020	19-1360
16A-20021	19-3125
16A-20970	19-3250
16A-21214	26C93
16A-21391	19-3300
16A-21656	19-3001
16A-21669	19-3075
16A-21701	19-1005
16A-22427	19-1004
16A-22448	26C44
16A-22584	26C41[4]
16A-22923	19-6022
16A-23024	19-6022
16A-23889-1	26C43
16A-24019	19-4400
16A-24020	19-3180
16A-24090	19-1005
16A-24210	19-1005
16A-24375	
16A-24505	20-1004[4]
16A-24655	24C44
16A-24998	19-3125
16A-25146	26C92[4]
16A-25441	17-3401
16A-25688	19-1002
16B-25146	26C92[4]
31B-257-8	17-1003
31B-638-1	19-4215
34A-575	19-4215
83-64245	19-4215
83-64246	
102S-24525	19-4534
103G-24796	17-4534
105S-25235	
105S-25238	17-4534
107S-25754	
107S-25756	
107S-25757	20-1049
107S-25759	17-4534
107S-25767	19-1002
201-15608	19-3036
201-15652	17-1004
201-15652	17-1003
201-17143	
201-19489	Y-5[1]
201-19817-1	Fly-36

MFR'S. PART	REPLACEMENT
201-19947-1	Y-5
201-20062	17-3401
201-20186	WC-17[11]
201-20196-1	WC-16[11]
201-20219	HS-5
201-20265	19-3036
201-20291	HS-5
201-20782	17-1003
201-20936	Y-5
201-21111	
201-21398	17-3401
201-21494	
201-21521	
201-21550	17-1004
201-21656	19-3001
201-21670	20-1004
201-22302	HS-5
201-22382	Fly-42
201-22396-1	Fly-41
201-22426	17-4503[4,40]
201-22435	17-4503[4,41]
201-22456	17-4531[4,34]
201-22562	17-4504[4,38]
201-22570	17-4504[4,39]
201-22571	20-1004
201-22581	17-3400
201-22582	17-3402[33]
201-22583	20-1049
201-22588	20-1049
201-22697	Y-5[1]
201-22857	Y-14[1]
201-22924	17-1003
201-22927	17-1001[4,43]
201-22929	
201-22949	HS-5
201-23180	
201-23477	17-3400
201-23727	20-1005
201-23729	
201-23744	Y-5[1]
201-23829	17-1004
201-23873	16-3445
201-24043	
201-24056	Y-5[1]
201-24183	Y-5[1]
201-24472	HS-7
201-24473/-1	HS-8
201-24563-1	Y-5[1]
201-24632	Y-18[1,6]
201-24632-1	Y-18[1,7]
201-24748	Y-5[1]
201-24749	20-1004
201-25088	
201-25360	Y-16[6]

Next page for MODEL & CHASSIS index

Service notes may be found at the end of the RAYTHEON section.

Printed in USA

MODEL INDEX

MODEL	COLUMN NUMBER	MODEL	COLUMN NUMBER	MODEL	COLUMN NUMBER	MODEL	COLUMN NUMBER	MODEL	COLUMN NUMBER	MODEL	COLUMN NUMBER
C-212-B/M	4	C-1735A/36A	18	M-210-B/M	5	M-1728A	16	RC-1618A	14	UC-2164	1
C-214-B/M	5	C-1739A/41A	18	M-701	9	M-1733A/bA	18	RC-1618B	14	UC-2166	1
C-216-B/M	5	C-2001A/02A/06A	17	M-1101/03/05	8	M-1733iA	18	RC-1619A	14	UC-2167	1
C-218	5	C-2007A/08A	14	M-1105B	10	M-1733mA	18	RC-1619B	14	UC-2168	2
C-220	4	C-2103A/05A	17	M-1106/07	10	M-1734A	18	RC-1718A	14	UC-2169M/B	2
C-1102/04	8	C-2108A	18	M-1402/03/04	12	M-1737/iA/mA	18	RC-1718B	14	UC-2184	2
C-1104B	10	C-2109A	18	M-1601	13	M-1750A/C/G/K	1	RC-1719A	14	UC-2185B/M	1
C-1401	12	C-2110A/11A	18	M-1611A	14	M-1751D/F	1	RC-1719B	14	UC-2403A/04A	20
C-1602/A/B/C	13	C-2112A/13A	19	M-1611B	14	M-1752E/L	1	RC-1720A	15	UC-2405A/06A	20
C-1602(Series C)	13	C-2114A/15A	19	M-1612A	14	M-1761E	1	RC-2005A	17	UM-211-B/M	5
C-1614A	14	C-2116A/18A	19	M-1612B	14	M-1762A/C/G/K	1	RC-2117A/21A	19	UM-1734bA/iA/mA	18
C-1614B	14	C-2127A/29A	18	M-1613A	14	M-2007A/8A	17	RC-2122A/23A	19	UM-1738iA/mA	18
C-1615A	14	C-2137A/38A	22	M-1613B	14	M-2101A	17	UC-213-B/M	5	UM-2107bA/iA/mA	18
C-1615B	14	C-2163	1	M-1614A/B	14	M-2107A/bA/iA/mA	18	UC-215-B/M	5	UM-2126iA/mA	18
C-1616A	14	C-2163B/M	1	M-1626A/B	14	M-2125iA/mA	18	UC-217-B/M	5	UM-2133A/34A	21
C-1616B	14	C-2164	1	M-1711A	14	M-2131A	21	UC-219	5	UM-2135A/36A	21
C-1714A	14	C-2166	1	M-1711B	14	M-2160A/C/G/K	1	UC-1735A/36A	18	UM-2160A/C/G/K	1
C-1714B	14	C-2166B/M	1	M-1712A	14	M-2161D/F	1	UC-1740A/42A	18	UM-2161D/F	1
C-1715A	14	C-2167	1	M-1712B	14	M-2162E/L	1	UC-2109A/10A	18	UM-2162E/L/M	1
C-1715B	14	C-2167B/M	1	M-1713A	14	M-2165	1	UC-2128A/30A	18	UM-2165/C	1
C-1716A	14	C-2168	2	M-1713B	14	M-2165B/M	1	UC-2139A	21	UM-2182C/G	2
C-1716B	14	C-2169B/M	2	M-1725A	14	M-2171E	2	UC-2141A/42A	21	UM-2183A/C/G/K	2
C-1718A/19A	14	C-2174	2	M-1726	14	M-2172C/G	2	UC-2144A/45A	21	UM-2186/7/8/9	3
C-1724A	14	C-2175B/M	1	M-1726A	16	M-2173A/C/G/K	2	UC-2163	1		
C-1729A/31A	16	C-2401A/02A	20	M-1726B	14	RC-1405	12				

CHASSIS INDEX

CHASSIS	COLUMN NUMBER	CHASSIS	COLUMN NUMBER	CHASSIS	COLUMN NUMBER	CHASSIS	COLUMN NUMBER	CHASSIS	COLUMN NUMBER	CHASSIS	COLUMN NUMBER
10AX22	9	16AY211	14	17T18	1	21T8	21	21T27/AGH/AS	1	21T53	7
10AXF44	9	16AY212	11	17T25/27	7	21T11	22	21T31/33/35	5	21T59	6
12AX22	8	17AY21	14	17T183	1	21T19/AGH	1	21T32	3	21T193/AGH/C	2
12AX26/27	10	17AY21A	16	20AY21	17	21T20/AGH	1	21T38/39	1	21T254/AGH/AS	2
14AX21	12	17AY24	14	21AY21	17	21T24/AGH/AS	1	21T40/1/3/4/5/6	5	24T2/3	20
16AX23/25/26/29	13	17AY27	15	21T1/2/5/6	18	21T25/AGH/AS	1	21T42	4	24T9	5
16AY28	14	17T1/2/4/5	18	21T3	19	21T26/AGH	1	21T49	6		

Service notes may be found at the end of the RAYTHEON section.

Printed in USA

RAYTHEON

PART NAME	1	2	3	4	5	6	7	8	9	10
Flyback	12E-23939 Fly-80	12E-24612/-1 Fly-101	12 E-25040 Fly-97	12E-25423 Fly-97	12E-25424 Fly-97	C12E-27097 Fly-99	C12E-27149/-1 Fly-98	C12M-18689[10] C201-18562 Fly-35	C12M-17967 C12M-18286 Fly-34	C12M-18689/ -1/-2 Fly-35
Yoke	201-24183[2] Y-5[1]	201-24632 Y-18[1,6]	201-24632-1 Y-18[1,7]	201-25360 Y-16[6]	201-25360 Y-16[6]	D13M-25738 Y-16	D13M-25738 Y-16	B13M-13590 Y-3	B13M-13590 Y-3	B13M-13590 Y-3
Vertical Output	12E-23726 26S52	12E-19048-2[8] 26S53[9]	12E-19048-2[8] 26S53[9]	12E-19048-2 26S53[9]	12E-19048-2 26S53[9]			B12C-17303 26S51	B12C17303 26S51	B12C-17303 26S51
Vert. Blocking Oscillator	NOT USED	NOT USED	NOT USED	NOT USED	NOT USED			B12M-18241 26A03	B12M-18241 26A03	B12M-18241 26A03
Width Coil	NOT USED	NOT USED	NOT USED	NOT USED	NOT USED	NOT USED	NOT USED	A13M-18233 WC-11[11]	A13M-18233 WC-11[11]	A13M-18233 WC-11[11]
Linearity	NOT USED	NOT USED	NOT USED	NOT USED	NOT USED	NOT USED	NOT USED	NOT USED	NOT USED	A13M-18961 WC-16[11]
Power	NOT USED	NOT USED	NOT USED	NOT USED	NOT USED			C12A-17822 26R15	C12A-17822 26R15	C12A-18839 26R15
Filament	12D-23699/-3 26F67	12D-23699/-3 26F67	12D-23699/-3 26F67	12D-25563/64	12D-25563/64	NOT USED	NOT USED	NOT USED	NOT USED	NOT USED
Focus Coil	NOT USED	NOT USED	NOT USED	NOT USED	NOT USED	NOT USED	NOT USED	NOT USED	NOT USED	NOT USED
Audio Output	12C-24170[3] 24S52	12C-24170[3] 24S52	12C-24170[3] 24S52	12C-23704 24S58	12C-24170 24S52			C18A-18157 24S52[4]	C18A-18022[12] 24S52	B12C-18743 24S52
Choke	16A-23889/-1 26C43	16A-24655 26C44[4]	16A-24655 26C44[4]	16B-25146 26C92[4]	16B-25146 26C92[4]			B16A-17959 26C44	B16A-17959 26C44	B16A-17959 26C44
Horizontal Oscillator	12E-24440 13M-24086 HS-7	12E-24440 13M-24086 HS-7	201-24472 HS-7	12E-24440 HS-7	201-24472 HS-7			SEE RINGING COIL	SEE RINGING COIL	SEE RINGING COIL
Horizontal Ringing Coil	13M-24085[5] HS-8	13M-24085[5] HS-8	20-124473 HS-8	13M-25678 HS-8	201-24473-2 HS-8			A13D-16943 HS-5	A13D-16943 HS-5	A13D-16943 HS-5
Antenna Input (Balun)	105S-25235 107S-25754	NOT USED	107S-25754		107S-25754			B-201-17143	A-201-15676	B-201-17143
Video IF	105S-25238 31B-257-8 17-1003	13A-24203 17-4503	13A-24203[23] 17-4503	17-1003	13A-24203[23] 17-4503			A13M-18026 17-1003	B-201-15612 17-1004	A13M-18026 17-1003
Video IF	201-23829[23] 17-1004	13A-24224 17-5004	13A-24224 17-5004	201-23829 17-1004	13A-24224 17-5004			B-201-15612 17-1004	A-201-16329 17-1063	B-201-15612 17-1004
Video IF	13A-24224 17-5004[21]	13A-24224 17-5004	13A-24937 17-5003	201-24043	13A-24937 17-5003			B-201-15612 17-1004	B-201-15612 17-1004	B-201-15612 17-1004
Video IF	13B-23887 17-4524	NOT USED	NOT USED	13B-23887 17-4524	107S-25759 17-4534			B-13B-17956 17-1031	B-201-16412	B-13B-18784
Ratio Det. or Quadrature	201-23727 20-1005	201-23727 20-1005	201-23727 20-1005	201-23727 20-1005	201-23727 20-1005			B-13M-17273 17-1033	B-13M-16335 17-3497[4]	B-13M-17273 17-1033
Trap	13C-24963[24]	16A-24505 20-1004[4]	16A-25441 17-3401	13M-25686 20-1006	16A-25441 17-3401			A-201-17962 17-3401	NOT USED	A-16A-18025
Trap	16A-25441 17-3401	201-24749 20-1004	NOT USED	16A-25441 17-3401	107S-25757[24] 20-1049			NOT USED	NOT USED	A-201-18695 17-3401
1st Sound IF	13C-24963	201-25088	201-23729	201-23729	201-23729			4.5MC 17-1031	C-201-16411 17-1021	B13A-18783 17-1031
2nd Sound IF	201-23873 16-3445	201-23873 16-3445	201-23873 16-3445	201-23873 16-3445	201-23873 16-3445			NOT USED	NOT USED	
AM IF and FM IF	NOT USED	NOT USED	NOT USED	NOT USED	NOT USED	NOT USED	NOT USED	NOT USED	B13A-16612[27] 16-3487[4]	
AM IF and FM IF	NOT USED	NOT USED	NOT USED	NOT USED	NOT USED	NOT USED	NOT USED	NOT USED	B-13B-16000[23] 16-3487[4]	
Peaking	16A-22923 19-6022	16A-22427 19-1004	16A-22427 19-1004	16A-22923 19-6022	16A-22427 19-1004			A16A-17048	A16A-16514 19-3036[22]	A16A-17961
Peaking	16A-19365[22] 19-4400	16A-21391 19-3300	16A-21391 19-3300	16A-19365 19-4400	16A-24998 19-3125			A16A-17961	A16A-16515 19-3660[25]	A16A-18685
Peaking	16A-21391 19-3300	16A-24210 19-1005	16A-24375	16A-21391 19-3300	16A-24020 19-3180			NOT USED	A16A-16516 19-4400	A16A19486
Peaking	16A-20970[20] 19-3250	16A-24375	NOT USED	16A-20970[20] 19-3250	16A-24019 19-3500			NOT USED	NOT USED	
RF Choke	201-20265 19-3036	83-64246[20]	16A-21701 19-1005	201-20265[20] 19-3036	201-15608[20] 19-3036			A16A-17128[20] 19-1005	A16A-16773 19-1000	A-201-15608 19-3036
Filament Choke	34A575 31B-638-1 19-4215	83-64245 19-4215	107S-25767 19-1001	NOT USED	107S-25767 19-1001			A-201-15609 19-1000	A-201-15609[26] A16A-16637 19-1000	A-201-15609 19-1000

Service notes may be found at the end of the RAYTHEON section.

FORM-1

Printed in USA

PART NAME	11	12	13	14	15	16	17	18	19	20
Flyback	12M-18689-2 Fly-35	C12M-19407/ -1/-2 Fly-36	C-201-18418	C201-19533/ -1[13] Fly-36	201-19817/-1 Fly-36	C-201-19817-3 Fly-36	C-201-19999 C-201-19874 Fly-37	C201-21025/-1 Fly-39	C-201-21270 Fly-37	201-22382 Fly-42
Yoke	201-19489 Y-5[1]	B13M-18888 Y-5[1]	B13M-13590 Y-3	C-201-19490 201-19489 Y-5[1]	C-201-19490 Y-5[1]	C-201-19490-1 Y-5[1]	C-201-19947/-1 Y-5[1]	C-201-21130 C-201-21514 Y-5[1]	C-201-21524 Y-5	201-22857 13M-22810 Y-14[1]
Vertical Output	B12C-19048 26S53[9]	B12C-19048 26S53[9]	B12C-17303 26S51	B12C-19048 26S53[9]	B12C-19048 26S53[9]	B12C-19048 26S53[9]	B12C-19849 26S51	B12C-20761-1 24S54	B12C-19849 26S51	12C-20761-2 26S54
Vert. Blocking Oscillator	B12M-18241 26A03	B12M-18241 26A03	B12M-18241 26A03	B12M-18241/-1 26A03	B12M-18241/-1 26A03	B12M-18241/-1 26A03	B12M-18241/-1 26A03	B12M-18241/-3 26A03	B12M-18241-1 26A03	12M-18241 26A03
Width Coil	A13M-18233 WC-11[11]	A13M-18233 WC-11[11]	A13M-18233 WC-11[11]	A13M-18233 WC-11[11]	A13M-18233 WC-11[11]	A13M-18233 WC-11[11]	A13M-18233 WC-11[11]	13M-18233 WC-11[11]	13M-18233 WC-11[11]	NOT USED
Linearity	B13M-19499	A13M-18971[14] WC-16[11]	A13M-18961 WC-16[11]	B13M-19499	B13M-19499	201-20186 WC-17[11]	B13M-20002[15] WC-17[11]	201-20186-1 WC-16[11]	201-20186-1 WC-16[11]	201-20186-1 WC-16[11]
Power	12A-18839/-1 26R15	C12A-18399 26R15	C12A-18399/-1 12A-18839/-1 26R15	C12A-18399/-1 12A-18839/-1 26R15	12A-18839/-1 26R15	12A-18839 26R15	C12A-19942/-1 26R94	NOT USED	12A-21447 26R95[16]	12A-22509
Filament	NOT USED	NOT USED	NOT USED	NOT USED	NOT USED	NOT USED	NOT USED	12D-21160	12D-21160	NOT USED
Focus Coil	NOT USED	NOT USED	NOT USED	NOT USED	NOT USED	NOT USED	NOT USED	NOT USED	NOT USED	NOT USED
Audio Output	B12C-18743 24S52	B12C-18743 24S52	C18A-18468 26S48	B12C-18743 24S52	B12C-18743-1 24S52	B12C-18743 24S52	B12C-18743/-1 24S52	12C-21215 24S50	12C-21518 24S52	12C-22508 24S50
Choke	B16A-17959 26C44	B16A-17959-1 26C44	B16A-17959-1 26C44	B16A-17959 26C44	B16A-17959 26C44	B16A-17959 26C44	B16A-17959 26C44	16A-21214 26C93	16A-17959 26C44	16A-22448[18] 26C44
Horizontal Oscillator	SEE RINGING COIL	SEE RINGING COIL	SEE RINGING COIL	SEE RINGING COIL	SEE RINGING COIL	SEE RINGING COIL	SEE RINGING COIL	SEE RINGING COIL	SEE RINGING COIL	SEE RINGING COIL
Horizontal Ringing Coil	A13D-19355 HS-5	A13D-16943 HS-5	A13D-16943 HS-5	A13D-19355 A13D-19540 HS-5	A13D-19540 HS-5	A13D-19540 HS-5	A13D-19540 HS-5	201-20291 HS-5	13D-19540 HS-5	201-22949 HS-5
Antenna Input (Balun)	B-201-17143	B-201-17143	B-201-17143	B-201-17143	NOT USED	201-17143	B-201-17143	13E-21189	13E-20767	13E-21673 13E-22082
Video IF	B13M-19521 17-1003	A13M-18026 17-1003	A13M-18026 17-1003	B13M-19521 17-1003	B13M-19521 17-1003	B13M-19521 17-1003	B13M-19521 17-1003	201-20782 17-1003	201-20782 17-1003	201-22924 17-1003
Video IF	A201-15612 17-1004	B-201-15612 17-1004	B-201-15612 17-1004	A-201-15612 17-1004	A-201-15612 17-1004	A-201-15612 17-1004	A-201-15612 17-1004	201-21111	201-21550 17-1004	201-22927 17-1001[4,43]
Video IF	A-201-15612 17-1004	B-201-15612 17-1003	B-201-15612 17-1003	A-201-15612 17-1004	A-201-15612 17-1004	A-201-15652 17-1003	A-201-156[52] 17-1003	201-21494	201-21521	201-22929
Video IF	B13B-18784	B13B-18784	B13B-17956	B13B-18784	B13B-19958	B13B-19958	B13B-19958	NOT USED	13B-19958	13B-22939
Ratio Det. or Quadrature	B13M-17273[28] 17-1033	B13M-17273[28] 17-1033	B13M-17273 17-1033	B13M-17273[28] 17-1033	B13M-19257 17-1033	B13M-19643 17-1033	B13M-19643 17-1033	13M-21644 17-3493	13M-19643 17-1033	13M-22303 17-3497
Trap	A16A-18025	A16A-18025	A-201-18695 17-3401	A16A-18025	B-201-19458 20-1004	B-201-20696 17-3401	B-201-19458 20-1004	NOT USED	201-21670 20-1004	201-22571 20-1004
Trap	B-201-19458 20-1004	A-201-18746[29] 17-3401	NOT USED	B-201-19458 20-1004	NOT USED	NOT USED	NOT USED	NOT USED	NOT USED	NOT USED
1st Sound IF	B13A-19514 17-1031[4]	B13A-18783 17-1031	B13A-17978 17-1031	B13A-19514 17-1031[4]	B13A-19514 17-1031[4]	B13A-19514 17-1031[4]	B13A-19514 17-1031[4]	201-21398 17-3401	13A-19514 17-1031[4]	201-22582 17-3402[33]
2nd Sound IF	NOT USED	NOT USED	NOT USED	NOT USED	NOT USED	NOT USED	NOT USED	NOT USED	NOT USED	NOT USED
AM IF and FM IF	B13B-17731 16-6758	NOT USED	NOT USED	B13B-17731 16-6758	13B-17731 16-6758	NOT USED	NOT USED	NOT USED	13B-17731 16-6758	NOT USED
AM IF and FM IF	B13B-17731 16-6758	NOT USED	NOT USED	B13B-17731 16-6758	13B-17731 16-6758	NOT USED	NOT USED	NOT USED	13B-17731 16-6758	NOT USED
Peaking	10 OHM 19-1920	A16A-17961	A16A-18685 19-1922	10 OHM 19-1920	63UH 19-4060	16A-20021 19-3125	A16A-19364 19-3075	201-20265 19-3036	16A-20021 19-3125	16A-22923 19-6022
Peaking	25 OHM 19-1922	A16A-19365 19-4400	NOT USED	25 OHM 19-1922	16A-19365 19-4400	16A-19485 19-3250	A16A-19365[31] 19-4400	16A-20970 19-3250	16A-19365 19-4400	16A-19365 19-4400
Peaking	A16A-19485 19-3250	A16A-19486 A16A-18685 19-1922	NOT USED	A16A-19485 19-3250	16A-19485 19-3250	16A-20020 19-3160	A16A-20021 19-3125	16A-21391 19-3300	16A-21669 19-3075	16A-21656 19-3001
Peaking	A16A-19486 19-1922	C-8G-11892 A16A-19367 19-1923	A16A-18685 19-1922	A16A-19486 19-1922	A16A-19486 19-1922	NOT USED	A16A-20020 19-3160	16A-20970 19-3250	201-15608 19-3036	201-20265 19-3036
RF Choke	A-201-15608 19-3036	A-201-15608 19-3036	A16A-18025	A-201-15608 19-3036	16A-17128[20] 19-4400	16A-17128 19-4400	A16A-17128[30] 19-4400	16A-21656 19-3001	16A-17128[26] 19-4400	16A-17128[26,33] 19-4400
Filament Choke	A-201-15609 A16A-17937 19-1000	A-201-15609 A16A-17937 19-1000	A16A-17937 A-201-15609 19-1000	A-201-15609 A16A-17937 19-1000	A-201-15609 16A-17937 19-1000	201-15608[20] 19-3036	A16A-17937 19-1000	A16A-17937 19-1000	16A-17937[26,29] 19-1000	16A-17937 19-1000

Service notes may be found at the end of the RAYTHEON section.

FORM-2

Printed in USA

PART NAME	21	22	
Flyback	201-22396/-1 Fly-41	C-201-22369B Fly-41	
Yoke	201-22697 D13M-21120 Y-5[1]	201-22697 D13M-21120 Y-5[1]	
Vertical Output	12C-20761-2 26S54	12C-20761-2 26S54	
Vert. Blocking Oscillator	12M-18241 26A03	12M-18214-3 26A03	
Width Coil	NOT USED	NOT USED	
Linearity	NOT USED	NOT USED	
Power	NOT USED	NOT USED	
Filament	12D-21160-1 21F11[4]	12D-21160-1 21F11[4]	
Focus Coil	NOT USED	NOT USED	
Audio Output	12C-22508 24S50	12C-22508 24S50	
Choke	16A-21214 26C93	16A-21214 26C93	
Horizontal Oscillator	SEE RINGING COIL	SEE RINGING COIL	
Horizontal Ringing Coil	201-22302[19] HS-5	201-22302[19] HS-5	
Antenna Input (Balun)	12M-22425	13E-21673 13E-22082	
Video IF	201-22562 17-4504[4, 38]	201-22924 17-1003	
Video IF	201-22570 17-4504[4, 39]	201-22927 17-1001[4, 43]	
Video IF	201-22426 17-4503[4, 40]	201-22929	
Video IF	201-22435[35] 17-4503[4, 41]	13B-22939	
Ratio Det. or Quadrature	13M-22303 17-3497	13M-22303 17-3497	
Trap	201-22585[37] 20-1049	NOT USED	
Trap	201-22588 20-1049	NOT USED	
1st Sound IF	201-22581 17-3400	201-22581 17-3400	
2nd Sound IF	NOT USED	NOT USED	
AM IF and FM IF	NOT USED	NOT USED	
AM IF and FM IF	NOT USED	NOT USED	
Peaking	16A-22427 19-1004	16A-22923 19-6022	
Peaking	16A-19365[36] 19-4400	16A-19365 19-4400	
Peaking	16A-20021 19-3125	16A-20021 19-3125	
Peaking	201-22456 17-4531[4, 34]	16A-19486 19-4400	
RF Choke	16A-17128[26] 19-4400	16A-17128[42] 19-4400	
Filament Choke	16A-17937 19-1000	16A-17937 19-1000	

SERVICE NOTES

1 May require use of original network.
2 201-23744, 13M-23755, 201-24563-1 (16M-24493) 201-24056, 201-24748 replaced by Y-5[1].
3 12C-23704 used in some chassis replaced by 24S48, 12C-24591 used in 21T25AGH, 21T254AGH/AS replaced by 22S58, 12C-23704-1 used in a few chassis replaced by 24S48.
4 Mounting difference.
5 13M-24441, 201-24473-1 used in a few models replaced by HS-8.
6 Mount same as original and insulate width sleeve.
7 Requires new centering device.
8 12E-23726-1 (alternate) replaced by 26S52.
9 Connect as autoformer.
10 Used in coded 13 models, C12M-18285 used in 12AX22 (codes 1 thru 9) replaced by Fly-34, C12M-18530 used in 12AX22(code15) replaced by Fly-35, C12M-18689-1 C201-18562-1 used in 12AX22 (code 15 and 14200 up) replaced by Fly-35.
11 Requires use of original slug or remount thru chassis.
12 C18A-18176, C18A-18588 replaced by 24S52[4].
13 201-19817, C12M-19407-2 replaced by Fly-36.
14 A13M-19320, A13M-18962 used in a few models - no replacement.
15 201-20186-1 used in late productions replaced by WC-16[11].
16 Parallel and phase 6.3 volt windings.
17 Cut and tape blanking winding lead.
18 16A-22584 replaced by 26C41[4].
19 201-23180 used in a few chassis - no replacements.
20 16A-21701, 16A-24090 replaced by 19-1005; 16A-25688, 107S25767, 16A-18676 replaced by 19-1002; 16A-19365, 16A-24019 replaced by 19-4400; 16A-22427 replaced by 19-1004; 16A-24375 - no replacement; 16A-24020 replaced by 19-3180; 16A-24998 replaced by 19-3125; A-16A-18025 - no replacement; A-201-15608 replaced by 19-3036; A-16A-17937 replaced by 19-1000.
21 Add coupling capactior externally.
22 Parallel with 3.9K resistor.
23 201-24043 - no replacement, 13A-24937 replaced by 17-5003, 13A-24203 replaced by 17-4503, 102S-24525, 107S-25759 replaced by 17-4534; 103G-24796 replaced by 17-4534, B-13A-16662 replaced by 16-6678.
24 201-23729 - no replacement, 107S-25756 - no replacement.
25 Parallel coil with 47K resistor.
26 201-15608 replaced by 19-3036.
27 B-13D-16611 replaced by 14-1060, B-13M-16001 replaced by 17-3487.
28 B-13M-19257 replaced by 17-1033.
29 A-201-19363 replaced by 17-3401, N-201-18746 replaced by 17-3401, 16A-18676 replaced by 19-1002.
30 A-16A-1867 replaced by 19-1002.
31 A-16A-19785 replaced by 19-3250.
32 13M-19643 replaced by 17-3493.
33 Disregard center tap.
34 Add 1K resistor across primary, disconnect 6.8 ohm resistor across secondary.
35 13B-22430- no replacement.
36 16A-19786 replaced by 19-4400.
37 4.5MC trap replaced by 20-1004. Not used in all models.
38 Detune trap, add 3.9K resistor and 470UUFD capacitor externally.
39 Detune trap.
40 Detune trap, add 15UUFD capacitor externally.
41 Add 7UUFD capacitor externally.
42 201-20265 replaced by 19-3036.
43 Add 5UUFD and 47UUFD capacitors externally.

Printed in USA

PARTS LIST

USE THIS PAGE if PART NUMBER is available

RCA

MFR'S. PART	REPLACEMENT
201R1	WC 11
201R3	WC 14
201R4	WC 15
201T6	26R16[1]
201T7	26R67
201T8	26R17[1]
202D1	FC 1
203R1	HS 2
204T2	24S86
204T9	26S78
205R1	HS 3
207R1	WC 17
208T2	24A88
208T8	HS 1
208T9	26A04
211T1	Fly 1
211T2	
211T3	Fly 1
211T5	Fly 4
217T1	Fly 147
225T1	Fly 12
230T1	Fly 14
231T1	Fly 15
231T1	
with AGC wdg.	Fly 44
232T1	Fly 38
235T1	Fly 16
20102	
31301	26S48
37048	24R06
37899	24S61
42888	16-3487
70127	24R11
71415	26R73
71416	Fly 1
71417	24S86
71418	24A88
71419	24S51
71420	Y 3
71421	FC 1
71422	
71423	17-1001
71424	17-1011
71425	17-1002
71426	19-1021
71427	17-1013
71428	HS 1
71429	WC 11
71430	Y 3
71449	WC 14
71495	
71505	19-3001
71526	19-3250
71527	19-3093
71528	19-4180
71529	19-4122
71625	16-6658
71631	16-6660
71661	24S56
71772	26R68
71773	24A89
71774	24S86
71775	24A88
71776	24S61
71777	Y 3
71778	
71793	19-3036
71845	16-3487[1]
71846	16-6666
71847	16-3487[1]
71848	16-6667
71849	16-3487
71939	
71942	19-3001
71970	26C93
71975	24R04[1]
72167	26C43
72168	19-6022
72177	26R65
72178	
72179	26C44
72180	
72196	
72333	14-1060
72574	19-1007
72618	19-6022
72619	19-3093[42]
72770	HS 2
72811	
72887	16-3487[1]
72888	16-3487
72889	17-3488
72952	24S86
73017	16-6770
73037	16-6770
73154	26C93
73233	FC 1
73376	16-6675
73448	
73477	19-3001
73566	FC 2
73567	26R67
73568	26S78
73569	26A04
73570	Fly 1
73571	
73572	17-1001
73573	17-1020
73574	17-1001
73575	17-1002
73576	HS 3
73577	20-1004
73578	15-1082
73591	15-1082
73637	24S56
73708	17-1005
73743	17-3488
73745	
74019	16-6675
74046	26R75
74141	Y 3
74142	
74143	24R94[8]
74144	26A04
74145	Fly 4
74170	19-3036[46]
74194	26R17[1,10]
74212	19-3180
74214	19-3180
74262	Y 3
74263	
74264	
74358	24S51
74570	
74581	26R35[8]
74585	
74586	26R21[1]
74587	26S52[1]
74588	
74589	17-4507
74590	17-1001
74591	17-1020
74592	17-1001
74600	26S48
74633	17-4523
74874	26R70[1,25]
74875	
74876	
74892	26R35[8]
74902	26S48[1]
74918	16-6758
74930	19-2864
74949	26R17
74950	26S57
74951	Fly 2
74952	Y 17
74983	
75034	24S52
75036	24S61
75084	26R57
75181	
75202	19-3001
75204	Y 13
75207	26R13[17,1]
75208	26S56[1,15]
75209	
75210	17-4508
75211	
75212	17-1035
75213	HS 9
75240	Fly 45
75251	
75252	19-3500
75253	19-3125
75255	19-3500
75290	
75299	19-4036
75486	16-6758
75487	16-6770
75508	26R46
75519	Fly 45
75520	26S48
75558	
75559	16-3487[1]
75560	16-3487
75566	24R17
75585	Fly 45
75645	26R95[25]
76011	19-3036
76132	19-3500[42]
76136	Y 13
76139	26S56[1,16]
76140	26C93
76154	Fly 45
76156	24S52
76264	
76271	24S61
76284	26C93
100286	26C79
100300	HS 17
76328	16-6770
76381	Fly 45
100424	
76429	26R13[17]
76430	Fly 24[23]
76431	26S18
76432	17-4531
76433	17-4522
76434	17-4509
76435	17-4533
76436	17-4511
76437	17-1025
76438	16-3445
76439	17-1033
76440	HS 3
76441	WC 34
76442	WC 22
76481	19-3075
76482	20-1004[1]
76483	WC 25
76484	WC 30
76494	26S57[1]
76495	26R57
76498	26C44
76501	Fly 43
76509	19-3500[58]
76510	19-1003
76563	19-3001
76616	Y 42
76640	19-1001
76641	WC 18
76642	WC 18
76646	19-3075[57]
76647	19-3180[49]
76650	26A03[26]
76653	Y 24
76702	17-3497[1]
76703	17-3402[55]
76704	
76738	
76753	19-3001
76763	19-3001
76780	17-1062
76795	Fly 24[23]
76977	15-1082
76978	26S73[1]
76979	17-4512
76980	17-1063
76981	17-1071
76982	24S52
76983	20-1004
76984	26R50
76997	26S48
77112	17-1033
77122	24S60
77124	19-5100
77153	19-1007
77194	19-4950
77195	19-3125[57]
77197	17-4532
77198	17-4531
77208	19-3001
77225	20-1004[1]
77323	22S56[1]
77416	16-6758
77625	Y 42
77626	15-1082
77631	19-3001
77632	19-3001
77635	26R72
77636	26S18
77637	17-4521
77648	17-4522
77649	26R94[25]
77650	26A03[26]
77674	19-3250[62]
77676	26C78
77695	Y 7
77697	Y 42
77821	24S61
77822	
77823	26S18
77824	26C92[1]
77833	Fly 66
77840	19-3160[69]
77841	19-3160[57]
77842	19-3075
77859	19-1001
77868	Y 14[24]
77925	19-3250[62]
78197	WC 22
78200	26R58
78201	Fly 60
78202	26S73
78203	17-4522
78204	20-1049
78205	WC 22
78222	19-3250[58]
78278	Y 24
78284	19-3250
78396	15-1082
78399	17-4505
78482	19-3250
78488	17-4514
78598	19-1004
78805	26R58
78809	26S73
78810	Fly 60
78842	19-3075
78869	Y 14[24]
78886	17-6012
78887	17-6010
78888	17-6011
78889	17-6013
78891	17-6015
78892	17-6016
78895	17-6014
78897	17-3402
78902	19-5102
78903	17-5101
78961	26C81
78987	17-4518
78988	17-4519
78989	17-4520
78990	17-4523
78991	17-4522
78992	17-4522
78993	17-4504
78996	17-1021[1]
78998	17-1033
79010	WC 19
79057	14-1074[1]
79067	19-3001
79140	17-1034[66]
79141	
79143	26S79
79144	WC 34
79145	Fly 60
79157	17-3402[66]
79159	26S49
79160	HS 7
79161	HS 8
79162	26R61
79164	HS 8
79185	19-4550
79321	19-3250[42]
79379	26A03
79382	26S73
79383	17-3402[66]
79386	17-1034
79387	26R58
79388	17-4531
79389	
79390	17-4523
79394	26S73
79476	26S49
79479	
79490	Y 14[24,28]
79510	Y 7[24]
79527	16-6758
79534	HS 7
79565	19-3001
79630	26S71
79676	26C44
79706	26R61
79720	19-3001
79733	15-1082
79734	
79736	Fly 60
79868	Y 42[24]
79869	26R61
79870	Fly 60
79966	HS 7
79966A	HS 7
79986	24S61
93486	19-7068
93458	
98482	19-3250
100037	26S48
100131	19-3125[58]
100285	Fly 124
100286	26C79
100300	HS 17
100358	20-1004[1]
100359	19-3036
100360	19-3300
100361	19-3300[58]
100362	19-3500
100363	19-3500[55]
100364	17-3478
100365	17-1031
100418	17-5002
100420	
100430	17-6014
100431	17-6012
100441	19-2864
100442	19-3300
100454	15-1082
100586	Y 25
100827	26S48
100828	Fly 124
100834	26S73
100853	WC 24[85]
100855	26R51
100856	26S48
100857	24S61
100860	Fly 60
100867	26S74
101147	Y 25
101219	
101220	
101252	26R51
101286	
101287	19-3250
101288	19-3180[58]
101289	19-3300[74]
101290	19-4122
101588	
101819	19-3036
102045	
102046	26S12
102047	26R55
102048	24S49
102049	17-1031
102050	17-3477
102051	17-4511
102052	
102054	WC 18
102062	
102083	19-1001
102087	19-3300[49]
102131	26R62
102131A	
102132	
102134	26C81
102135	20-1044
102136	
102137	
102138	WC 23
102181	
102195	HS 17
102196	19-3180
102198	19-3180
102199	19-3125
102201	19-3060
102242	17-6016
102250	
102251	
102252	
102253	
102254	
102255	
102256	
102257	
102258	
102259	
102260	
102261	
102262	
102263	
102264	
102265	
102266	
102267	
102268	
102285	
102351	19-3180
102406	26R115
102407	26S24
102448	
102518	
102567	
102568	
102569	
102576	15-1082
102637	24S52
102638	26C79
102639	19-1006
102644	
102645	
102649	
102650	
102652	
102692	
102693	
102696	19-3180[62]
102698	19-3125[58]
102699	19-3300[58]
102834	26R62
102985	
103037	19-3375
103038	19-3125[81]
103039	19-3300[80]
103048	
103087	19-4400
103091	
103092	Fly 100
103093	26S19
103094	24S52
103096	17-1031
103097	17-4522
103098	17-4523
103099	17-4534
103100	20-1049
103101	20-1005
103102	HS 8
103103	HS 7
103104	WC 34
103114	Y 50
103231	
103266	26S20
103267	
103403	
103409	
103525	15-1082
103570	HS 7
103809	26C44
103810	19-1001
103811	
103829	26S24
103830	Y 46
103834	26R62
103839	Fly 148
103858	17-3489
103859	19-3300
103860	19-3160
103861	
103863	
103864	
103865	
103866	
103867	
103884	
103903	19-1005
103904	24S48
104078	Y 47
104085	26S01
104086	WC 22
104087	HS 7
104101	26S02
104130	26R51
104136	17-10[illegible]
104137	17-3[illegible]
104138	20-1[illegible]
104139	
104140	
104141	
104192	26S15
104193	24S52
104228	19-4400
104229	19-3125
104230	19-3300
104231	
104232	
104233	17-3418
104234	20-1056
104236	Fly 201
104237	
104302	26R51
104309	Fly 200
104369	Y 50
104408	Y 47
104481	Fly 100
104482	Y 48
104609	
104876	Fly 150
104877	26S01
104903	20-1055
104904	19-3180
104921	26R51
105020	Y 107
105053	Y 47
105191[101]	
105192	
105193	
105195	26C81
105196	WC 35
105197	HS 7
105212	17-6016
105213	17-6018
105214	17-6019
105215	
105216	17-6011
105217	
105286	17-1075
105287	17-1074
105288	20-1052
105291	
105292	17-3417
105293	17-3416
105294	17-3417
105295	
105306	
105307	
105311	19-3250[46]
105452	
105456	19-3125
105516	19-3500
105522	WC 22
105632	Y 47
105648	Fly 199
105649	26S02
105667	HS 18
105668	19-3250
105687	26R127[1]
105771	24R21U
105795	20-1056
105924	15-1082
106062[98]	26S115
106063	Fly 150
106142	Y 48
106144	Fly 100
106145	26R51
106169	Fly 100
106170	26R122
106211	22S35

CONTINUED NEXT PAGE

Service notes may be found at the end of the RCA section.

PARTS LIST (CONTINUED)

USE THIS PAGE if PART NUMBER is available.

MFR'S. PART	REPLACEMENT
106219	Fly 201
106220	
106305	Y 107
106358/481	
106359	
106360	
106377	19-3060
106381	17-1077
106382	17-1076
106383	20-1050
106385	17-3411
106386	17-3413
106387	17-3414
106391	
106434	17-3402
106451	
106532	26R51
106533	Fly 200
106638	
106757	19-3125
106832	
106858	
106859	
106860	
106873	
107022A	Y 47
107071	17-3418
107165	19-3060
107166	19-3250[46]
107167	19-3300[46]
107182	Fly 270
107199	
107201	
107202	17-3418
107203	
107204	17-3418
107222	26S02
107233	26R51
107284	HS 19
107289	17-1012
107290	
107327	26S02
107337	
107338	26S24
107377	26R51[1]
107382	26R127
107385	19-1009
107404	
107407	
107408	Y 61[28]
107421	Fly 150[1]
107422	Fly 150[1]
107473	
107533	
107575	
107668	Y 47
107698	Fly 239
107815	
107837	
107896	
107933	Y 47
108421	
108472	22S88
108489	22R05U[1]
109066	26S07
109067	26S82
108068	Fly 150[1]
109069	26R105
109070	Y 48
109071	17-3418
109076	
109158	17-3418
109171	19-1008
109221	
109237	HS 8
109251	
109252	17-3418
109253	17-3419
109254	
109255	
109261	20-1052
109262	
109263	
109286	26R150
109298	19-3250[46]
109297	26R123[1]
109298	19-3250[46]
109299	26S48
109304	
109318	HS 19
109321	
109322	
109323	
109385	26S08
109457	Y 107
109532	Y 103
109532A	Y103
109617	
109685	26S07
109695	Y 48
109696	Fly 150
109758	19-3036
109771	Y 95
109782	19-3300
109783	26S29
109785	
109826	19-3060
109834	
109838	
109840	19-3060
109845	Y 107
109850	26S86
109942	WC 22
109943	19-3075
109944	19-3250
109945	19-3300
109947	HS 19
109948	17-1075
109949	17-1072[71]
109950	24S82
109951	17-1081
109954	Fly 240
109961	Fly 240
109962	Y 103
109986	
109991[82]	26S48
109992	Fly 272
109993[30]	26R115[1]
110027	22S56
110330	26R122
110463	16-6758
110464	16-6758
110482	
110498	24S96
110893	
111395	
111401	
112007	
112133	
112135	21F40
112250	26R106
112252	16-6758
112253	16-6758
112256	26C126
112511	
112540	Y 88
112541	26R105
112553	26S82
112577	26R105
112580	
112647	
112655	24S82
112712	Y 88
112762	
112821	26S86
112822	26S48
112829	26C81
112845[105]	26R150
112866	
112869	
112870	24RC6
112871	
112872	
112873	
112874	
112875	
112877	
112879	
112899	
112915	
112933	
112941	
112947	
113045	Y 95
113096	26S83
113097	17-1073
113099	17-3418
113100	24S82
113196	
113206	
113280	19-3300
113293	26S83
113382	
113383	
113390	26S86
113404	19-3660
113422	26S83
113424	
113425	
113428	24S53
113436	
113468[97]	Y 103
113546	24S61
113547	
113568	
113570	WC 22
113599	Fly 240
113640	
114268	26C79
114343	26R105
337548-18	26C126
345259-12	26R106
345362-9/-10	22S35
902462-1	26S48
902470-1	24S52
902473-1	26S48
903502-507	Y 107
906102-504	Y 95
906118-501	Y 47
906121-501	Y 48
906122-504	Y 103
906122-506	Y 103
906125-501	Fly 240
906125-502	Fly 240
906125-503	Fly 240
906127-501	Fly 272
906129-501	26R115
906130-501	26R105
906133-501	26R105
906141-501	Fly 273
906147-501	Fly 240
906153-501	
906156-501	
926636-501	
907251-1	Fly 150[1]
907251-2	Fly 239
940394-1	24S56
940777-1	26R65
940873-3	26C93
940877-1	26C44
940877-2	26C43
94161-501	24RC6
941129-4-5	26A04
941688	26C93
941988-3	26C93
942126-1	26C93
942176-1	26C44
942176-5/-7/-12	26C78
942476-1	26A03[26]
942476-3	26A03
942889-2	24S60
943431-2	26C79
943431-3	26C79
943431-8	26C93
943431-12/-13	26C79
943431-15	26C79
943431-15/-16/-18/-20/-22	26C79
961199-2-5	26R51
961403-12	
961405-1-1	26R122
961409-1	26R51
961411-2	
961413-2Y	26R105
961415-2	26S86
961416-1	26R150
961419-501/2	Y 48
961419-503	Y 103
961422-1	26S07
961422-3	26S07
961422-4	26S29
961422-5/-6/-7	
961423-501	Fly 150
961426-1	26S48
961429-5	
961737-1-3	26R127[1]
961795-3	26R122
961809-1-3	
961809-2-5	26R53
961809-5-1	26R47[1]
962675-50[4]	Y 88
970445-5	24R17
970445-22-23	22R05U[1]
970507-5	17-3488
970608-7	24S52
970669-1	Y 17
970683-16	26R13[17,1]
970690-1	Y 13
970721-1-2	26R95[25]
970727-1-3	26R21[1]
970727-6/-7	26S48
970727-8	24S61
970727-10/-14	26S48
970727-15	26S49
970727-20/-23	26S48
970727-25	24S61
970727-26/-27	26S48
970925	24R94[8]
970950	26R19
970972-1-3	26R21[1]
971165-2	22S56[1]
971237-1-4	26R61[1]
971237-1-6	26R61[1]
971237-3-6	26R61
971239-1	Fly 60
971239-2	Fly 60
971316-1-4	26R46
971331-1	16-3445
971337-1-4	26R13[17]
971350	HS 3
971351-1	26S57[1]
971352-1-4	26R57
971363-2	17-4532
971364-1	17-4533
971365-1	17-4511
971366-1	
971376-4	17-4505
971385-1-2	Y 42
971385-1-2-3	Y 42
971385-3	Y 42
971386-2	Y 42
971387-3	Y 24
971390-1	Fly 43
971390-2	Fly 66
971391-1	26S18
971391-2	26S18
971391-6	26S18
971454-2	16-6770
971602-1	Fly 24[23]
971608-1	24S52
971625-1	17-1033
971628-1	26S18[34]
971628-2	26S73
971628-4	26S73
971628-5-9	26S73
971628-6-9/-7	26S75
971633-1-5	26R50
971677-1-4	26R72
971690-1-4	26R94[25]
971699-1	Y 14[24]
971703-1	26C92[1]
971707-1-5	
971715-1	Fly 60
971715-2	Fly 60
971718-1-2	26R58
971736-1	Y 42
971736-2	Y 42
971736-4	Y 42[24]
971744-1	Y 24
971764-1	Y 14[24,28]
971764-3	Y 14[24,28]
971778-1	26R58
971792-1-2	26R61
971798-1	26S79
972102-1-1	26R58
972128-3/-6	26S48
972128-14	26S48
972151-1	26S19
972151-2	26S19
972158-1	24S52
972158-2	24S52
972158-3	24S52
972168-1	17-3489
972172-1	17-1080
972176-5/-6	26C44
972176-7/-9/-12	26C44
972401-1	Fly 60
972401-2	Fly 60
972401-3	Fly 200
972440-1	Fly 124
972440-2	Fly 124
972440-3	Fly 201
972448-1	26S74
972459-1	Y 25
972459-2/-3	Y 25
972459-4	Y 25
972499-1	26S73
972507-1	26S72[34]
972507-2	26S01
972507-2-1-4	
972507-3	26S02
972507-4	26S01
972507-5	26S01
972507-6	26S02
972624-4	
972722-1	
972725-1	26S12
972725-2	26S20
972727-1-5	26R55
972913	Y 50
972913-1	Y 50
972913-2	Y 50
972914-1	Fly 100
972914-2	Fly 100
972942	Fly 150
972958-1	Y 47
972958-2	Y 47
972958-3	Y 48
972958-4	Y 47
972958-5	Y 47
972958-6	Y 47
972958-7	Y 48
973432-1	Fly 100
973432-2	Fly 100
973463-1	Fly 199
973577-6/-12	22S88
973872-1	Fly 270
973907-1	Fly 201
973908-1	Fly 200
973924-1	Y 61[28]
973932-1	26S02
973932-2	26S24
973932-4	26S02
973932-5	26S07
973932-9	26S82
973932-7	26S08
973971-1	17-1075
974302-12/-13	26S48
974302-20/-22	24S82
974302-23	26S48
974440	26S49
97682-1	26S56[1,15]
981811-1	
1104665-1/-2/-3	26C81
1106255-1	
1106259-1	
1106862-1	
1106863-1/-6	
1107560-1/-2	26R62
1107856-1	17-1074
1107893-1	
50-94292-1	Fly 148
51-88332-1	Y 46
51-94416-1	Y 46
56-94273-1	26S75[82]

Next page for MODEL index

Service notes may be found at the end of the RCA section.

MODEL INDEX

RCA

MODEL	COLUMN NUMBER
AF051J	57
AF071E/G/H/T	57
AF091E/G/H	56
AF101A/B	56
AF117E/V/W	56
B1-A/B/C	2
B2-C/F/G/H	2
K34B245MV/MU	53
K34B246MV/MU	53
K34B247MV	53
K34C285MV/MU	53
K34C286MV/MU	53
K34C287MV/MU	53
K34C365MV	53
K34C366MV	53
K34C384MV	53
K34C405MV/MU	53
K34C406MV/MU	53
K34C485MV	53
K34C486MV	53
K94A192MV/MU	54
K94A193MV/MU	54
N2026/SU	45
S1000	5
T100	6
T120/21	6
T164	8
TA128	7
TA129	7
TA169	8
TC-124/25/27	6
TC165/66	8
TC167/68	8
2T51	9
2T60	9
2T81	9
4T101	9
4T141	9
6AB14MV	57
6AB20MV	57
6AB20MU	57
6AB28MV	57
6T53/54	10
6T64/65/71	10
6T72	8
6T74/75/76	10
6T84	10
6T86/87	10
7T103/B	10
7T104/B	10
7T111B	10
7T112/B	10
7T122/B	10
7T123/B	10
7T124/B	10
7T125/B	10
7T132	10
7T143	10
8PCS41/B/C	2
8PT7010/11	30
8PT7012/14	30
8PT7030/T	30
8PT7031/T	30
8PT7032/T	30
8PT7034/T	30
8T241/43/44	3
8T270	4
8TC270/71	4
8TK29	3
8TK320	4
8TR29	3
8TS30	1
8TV41	1
8TV321/B	3
8TV323/B	3
9AB32MV/MU	56
9AB32RS	56
9AB34MV/MU	56
9AB34RS	56
9AB39MV/MU	56
9PC41A/B/C	2
9T57	10
9T77/9	10
9T89	10
9T105	10
9T126/28	10
9T147	10
9T240	3
9T246	3
9T246	6
9T256	6
9T270	4
9TC240	3
9TC245/47/49	6
9TC272/75	4
9TW309	7
9TW333	3
9TW390	5
14F612MV/MU	64
14F615MV/MU	64
14F615RV	64
14F616MV/MU	64
14F616KV	64
14F617MV/MU	64
14G655MV/MU	64
14G655RV	64
14G656MV/MU	64
14G656RV	64
14G657MV/MU	64
14G736MV/MU	64
14G736RV	64
14G746MV/MU	64
14G754MV/MU	64
14G754RV	64
14G760MV/MU	64
14G768MV/MU	64
14G768RV	64
14G769MV/MU	64
14G769RV	64
14G795MV/MU	64
14G796MV/MU	64
14G797MV	64
14G805MV/MU	64
14G806MV/MU	64
14G835MV/MU	64
14G836MV/MU	64
14G845MV/MU	64
14G845RV	64
14G846MV/MU	64
14G846RV	64
14G875MV/MU	64
14G876MV/MU	64
14G884MV/MU	64
14G896MV/MU	64
14G900MV/MU	64
14G908MV/MU	64
14G912MV/RV	64
14PD8053/U	36
14PD8054/U	36
14PD8055/U	36
14PD8057/U	36
14PD9030/U	40
14PD9033/U	40
14PD9034/U	40
14PT8021/U	36
14PT8022/U	36
14PT9011/U	40
14PT9012/U	40
14S7052/U	29
14S7062/U	29
14S7063/U	29
14S7069/U	29
14S7070/U	29
14S7070G	29
14S7071/U/G	29
14S7072G/GU	29
14S7073G/GU	29
14S7074/U/G	29
14S7079G/GU	29
14VT8155/U	36
14VT8157/U	36
16T152	10
17D8185/U	35
17D8186/U	35
17D8187/U	35
17H2/E	16
17H2D	16
17H9055/56/57	39
17PD8093U	35
17PD8094/U	35
17PD8096/U	35
17PD8099/U	35
17PD9062/U	39
17PD9064/U	39
17PD9070/U	39
17PD9072/U	39
17PD9074/U	39
17PD9078/U	39
17PD9079/U	39
17PT5962/U	22
17PT8071/U	35
17PT8072/U	35
17PT9041/U	39
17PT9042/U	39
17PT9050/U	39
17PT9054/U	39
17PT9057/U	39
17PT9059/U	39
17S349/G/GU/U	16
17S350/G/GU/U	16
17S351/60/U	16
17S450/U	22
17S450R/RU	24
17S451/U	22
17S451R/RU	24
17S453/U	22
17S453R/RU	24
17S6022/K/KU/U	22
17S6025/K/KU/U	22
17S6026/K	22
17S6027/K/KU/U	22
17S6032/42/44/U	22
17S7090/U	31
17S7092/U	31
17S7093/U	31
17S7099/U	31
17T150/51	11
17T153/4/5	11
17T160/62	11
17T163	11
17T172/K	11
17T173/K	11
17T174/K	11
17T200/01/02	14
17T211/20	14
17T250DE	15
17T261DE	15
17T301/02/U	16
17T310/U	16
17T352U	16
17T361/U	16
21CD7895/U	58
21CD7897/U	58
21CD7915/16/U	58
21CD7917/U	58
21CD7935/36/U	58
21CD7956/58/U	58
21CD7975/U	58
21CD7996/99/U	58
21CD8725/U	59
21CD8725MU/27MU	63
21CD8727/U	63
21CD8775/U	59
21CD8775M/MU	63
21CD8776/U	59
21CD8776M/MU	63
21CD8777/U	59
21CD8777M/MU	63
21CD8845M/46M	63
21CD8845MU/46MU	63
21CD8847M/MU	63
21CD8865/U	59
21CD8865M/MU	63
21CD8866/U	59
21CD8866M/MU	63
21CD8867/U	59
21CD8867M/MU	63
21CD8885/U	59
21CD8886/U	59
21CD8888/U	59
21CD8906	59
21CD8906M/MU	63
21CD8907/U	59
21CD8907M/MU	63
21CD8910M/14M	63
21CD8910MU/14MU	63
21CD8926/U	59
21CD8927/U	59
21CD8949/U	59
21CF8960/U	59
21CF8965/U	59
21CS7815/17/U	58
21CT7835/37/U	58
21CT7855/57/U	58
21CT7865/66/U	58
21CT7867/U	58
21CT8712M	63
21CT8712MU	63
21CT8785/U	58
21CT8787/U	58
21D305/17/U	13
21D326/27/28/U	13
21D329/30/U	13
21D346/U	13
21D358/68/U	13
21D376/77/78/U	13
21D379/80/U	13
21D395/U	13
21D527/U	20
21D641/U	28
21D645/U	28
21D647/U	28
21D648/U	28
21D652/U	28
21D667/U	28
21D670/U	28
21D7174/75/U	28
21D7176/77/U	28
21D7215/16/17/U	28
21D7235/37/U	28
21D7425/27/U	28
21D7445/46/47/U	28
21D7479/U	28
21D7485/87/88/U	28
21D7505/06/07/U	28
21D8281/U	37
21D8282/U	37
21D8305	37
21D8306/U	37
21D8307/U	37
21D8525/U	33
21D8526/U	33
21D8527/U	33
21D8528/U	33
21D8545/U	33
21D8546/U	33
21D8547/U	33
21D8565/U	33
21D8566/U	33
21D8567/U	33
21D8588/U	33
21D8605/U	33
21D8607/U	33
21D8608/U	33
21D8628/U	37
21D9182/U	42
21D9185/87	42
21D9185U/87U	42
21D9195/97	42
21D9195U/97U	42
21D9375/U	42
21D9276/U	42
21D9377/U	42
21D9378/U	42
21D9475/77	42
21D9475U/77U	42
21D9495/96/97	42
21D9495U/96U/97U	42
21D9516/U	42
21D9530/34	42
21D9530U/34U	42
21DF8635/U	33
21DF8636/U	33
21DF8637/U	33
21DF8646/U	33
21DF8649/U	33
21H9135/36/37	41
21H9156/57	41
21PD8115/U	32
21PT9090	38
21PT9095/U	38
21RC8975/77	63
21RC8975U/77U	63
21RC8985/87	63
21RC8985U/87U	63
21RC8995/96	63
21RC8995U/96U	63
21RD8525	33
21RD9675/U	42
21RD9676/U	42
21RD9677/U	42
21RD9690/U	42
21RD9699/U	42
21RT8202	34
21RT8425	34
21RT9632	41
21RT9632U	41
21RT9635	41
21RT9635U	41
21RT9637	41
21RT9637U	41
21RT9655	41
21RT9655U	41
21RT9656	41
21RT9656U	41
21RT9657	41
21RT9657U	41
21S348/G/GU/U	17
21S348K/KU	22
21S353/G/GU/U	17
21S354/G/GU/U	17
21S355/G/GU/U	17
21S355K/KU	22
21S357G/GU	17
21S357K/KU	22
21S359G/GU	17
21S362G/GU	17
21S362K/KU	22
21S362M/MU/U	17
21S367/G/GU/U	17
21S367K/KU	22
21S369G/GU	17
21S369K/KU	22
21S500/U	22
21S500R/RU	24
21S501/02/03/U	22
21S503N	23
21S503NU	23
21S504/U	22
21S504N	23
21S504NU	23
21S505/U	22
21S505N	23
21S505NU	23
21S506/U	22
21S506N	23
21S506NU	23
21S507N/NU	23
21S510N/NU	23
21S511N/NU	23
21S516N/NU	23
21S517/18/19/U	22
21S519N/NU	23
21S521/U	22
21S521N/NU	23
21S522/U	22
21S522N	23
21S522NU	23
21S523/U	22
21S523N/NU	23
21S525/26/U	22
21S526N/NU	23
21S537/U	22
21S537N	23
21S537NU	23
21S548/U	22
21S548N/NU	23
21S632/U	25
21S5022/U	22
21S5251/52/U	22
21S6052/53/U	25
21S6055/U	25
21S6056/U	25
21S6057/U	25
21T159/DE	12
21T165	12
21T166DE	12
21T174DE	12
21T175DE	12
21T176/77/78	12
21T178DE	12
21T179/DE	12
21T197DE	12
21T207/G	14
21T208/17/18	14
21T227/28/29	14
21T242	14
21T244	14
21T303/U	16
21T313/G/GU/U	16
21T314/G/GU/U	16
21T315/16/U	16
21T322/23/24/U	16
21T342/U	16
21T344/U	16
21T356U	17
21T363/G/GU/U	17
21T364/G/GU/U	17
21T365/72/U	17
21T373/74/U	17
21T375/G/GU/U	17
21T385/6 & U	28
21T387/8 & U	28
21T392/3/U	17
21T635/U	28
21T639/U	28
21T6082/U	28
21T6083/U	28
21T6087/U	28
21T6114/U	28
21T6115/U	28
21T6117/U	28
21T6125/U	28
21T6127/U	28
21T6225/U	28
21T6227/U	28
21T6255/U	28
21T6256/U	28
21T6257/U	28
21T7112/13/17/U	26
21T7152/53/57/U	26
21T7352/55/57/U	26
21T7375/G/GU/U	26
21T7377/G/GU/U	26
21T7385/86/U	28
21T7387/U	28
21T7388/U	28
21T7415/16/17/U	28
21T8202/U	34
21T8205/U	34
21T8207/U	34
21T8221/U	32
21T8222/U	32
21T8225/U	32
21T8226/U	32
21T8227/U	32
21T8245/U	32
21T8246/U	32
21T8247/U	32
21T8265/U	34
21T8267/U	34
21T8375/U	34
21T8376/U	34
21T8377/U	34
21T8395/U	34
21T8397/U	34
21T8405/U	34
21T8407/U	34
21T8425/U	34
21T8426/U	34
21T8427/U	34
21T8428/U	34
21T8445/U	34
21T8447/U	34
21T8448/U	34
21T8465/U	34
21T8466/U	34
21T8467/U	34
21T8468/U	34
21T8475/U	32
21T8477/U	32
21T8478/U	32
21T8485/U	34
21T8486/U	34
21T8487/U	34
21T9112/R/U	38
21T9115/R/U	38
21T9117/R/U	38
21T9122/U	43
21T9125/U	43
21T9127/U	43
21T9132/U	41
21T9135/U	41
21T9137/U	41
21T9150/U	41
21T9152/U	41
21T9155/U	41
21T9156/U	41
21T9157/U	41
21T9215/U	41
21T9216/U	41
21T9217/U	41
21T9225	41
21T9225M/MU	41
21T9225R/RU	41
21T9225U	41
21T9226	41
21T9226M/MU	41
21T9226R/RU	41
21T9226U	41
21T9227	41
21T9227M/MU	41
21T9227R/RU	41
21T9227U	41
21T9235/U	41
21T9235M/MU	41
21T9236/U	41
21T9236M/MU	41
21T9237/U	41
21T9237M/MU	41
21T9238/U	41
21T9238M/MU	41
21T9255/U	41
21T9255M/MU	41
21T9256/U	41
21T9256M/MU	41
21T9257/U	41
21T9257M/MU	41
21T9258/U	41
21T9258M/MU	41
21T9265/U	43
21T9266/U	43
21T9267/U	43
21T9275/U	43
21T9276/U	43
21T9277/U	43
21T9315/U	41
21T9316/U	41
21T9317/U	41
21T9318/U	41
21T9335/U	41
21T9337/U	41
21T9339/U	41
21T9345/U	43
21T9346/U	43
21T9347/U	43
21T9355/U	41
21T9356/U	41
21T9357/U	41
21T9364/U	41
21T9375/76	42
21T9375U/76U	42
21T9377/78	42
21T9377U/78U	42
21T9396/U	41
21T9397/U	41
21T9399/U	41
21T9415/U	41
21T9417/U	41
21T9435/U	41
21T9436/U	41
21T9437/U	41
21VF8695/U	33
21VF8696/U	33
21VF8697/U	33
23ETV22MV	53
23ETV31M	53
23ETV41MV/MU	53
23ETV51MV/MU	53
23ETV61MV/MU	53
24D542/3/U	19
24D544/U	19
24D655/U	28
24D658/U	28
24D673/U	28
24D676/U	28
24D679/U	28
24D7295/96/97/U	28
24D7315/17/U	28
24D7545/47/U	28
24D7566/68/U	28
24D7587/U	28

CONTINUED NEXT PAGE

MODEL INDEX
(CONTINUED)

MODEL	COLUMN NUMBER
24D7705/06/08/U	28
24D7726/28/U	28
24D8655/U	33
24D8657/U	33
24D8676/U	33
24D8678/U	33
24S512/13/U	18
24S514/29/U	18
24S531/U	18
24S532/U	18
24T420/35/U	18
24T6142/U	28
24T6285/U	28
24T6287/U	28
24T7272/75/77/U	28
24T8325/U	34
24T8327/U	34
24T8335/U	34
24T8337/U	34
27D221/U	21
27D382/U	21
27D383/U	21
27D384/U	21
34B222MV/MU	53
34B224MV/MU	53
34B226MV/MU	53
34B227MV/MU	53
34B245RS	53
34B246RS	53
34B262MV/MU	53
34B265MV/MU	53
34B266MV/MU	53
34B267MV/MU	53
34C275MV/MU	53
34C276MV/MU	53
34C277MV/MU	53
34C295MV/MU	53
34C296MV/MU	53
34C297MV/MU	53
34C316MV/MU	53
34C324MV/MU	53
34C335MV/MU	53
34C336MV/MU	53
34C355MV/MA	53
34C356MV/MU	53
34C366MU	53
34C376MV/MU	53
34C394MV/MU	53
34C415MV/MU	53
34C416MV/MU	53
34C417MV/MU	53
34C425MV/MU	53
34C426MV/MU	53
34C427MV/MU	53
34C446MV/MU	53
34C450MV/MU	53
34C458MV/MU	53
34C459MV/MU	53
34C465MV/MU	53
34C466MV/MU	53
34C467MV/MU	53
34C475MV/MU	53
34C476MV/MU	53
34C496MV	53
34C504MV	53
34C510MV	53
34C518MV	53
34C526MV/MU	53
34C548MV/MU	53
34C549MV/MU	53
34CB345MV/MU	53
34CB346MV/MU	53
34CB436MV/MU	53
34CB436MV/MU	53
34CB437MV/MU	53
34CB564MV/MU	53
34D535MV/MU	53
34D536MV/MU	53
34D555MV/MU	53
34D556MV/MU	53
34D576MV	53
34D584MV	53
34DX535MV/MU	53
34DX536MV/MU	53
64A013MV/MU	57
64A026MV/MU	57
64A030MV/MU	57
64A033MV/MU	57
64A037MV/MU	57
64A038MV/MU	57
64A052MV/MU	57
64A054MV/MU	57
64A056MV/MU	57
94A064MV/MU	56
94A083MV/MU	56
94A084MV/MU	56
94A102MV/MU	56
94A107MV/MU	56
94A109MV/MU	56
94A123RS	52
94A132MV/MU	56
94A136MV/MU	56
94A137MV/MU	56
94A144MV/MU	56
94A146MV/MU	56
94A160MV/MU	65
94A171MV/MU	55
94A172MV/MU	55
94A176MV/MU	55
94A182RS	55
94A183MV/MU	55
94A183RS	55
94A186MV/MU	55
94A203MV/MU	56
94A209MV/MU	56
94A233MV/MU	56
94A236MV/MU	56
94A237MV/MU	56
94A252MV/MU	55
94A253MV/MU	55
94A256MV/MU	55
94A252RS	55
94A253RS	55
94W064MV	56
94W066MV	56
94W172MV	55
94W176MV	55
94W179MV	55
94W184PS	55
94W186MS	55
94W187PS	55
94WX064MV	56
94WX066MV	56
94W176MV	55
140P012/U	40
140P020/U	40
140P023/U	40
140P024/U	40
170B071	44
170B071M/MU	44
170HT044	44
170HT086/87	44
170HTR114M	44
170HTR116M	44
170HWR114M	44
170HWR116M	44
170P030/U	39
170P034/U	39
170P035/U	39
170P042/U	44
170P042M/MU	44
170P044	44
170P044M/MU	44
170P048	44
170P049/U	44
170P053/U	44
170P053M/MU	44
170P053MX	44
170P053MXU	44
170P060/U	44
170P061/U	44
170P063/U	44
170P063M/MU	44
170P064/U	44
170P064M/MU	44
170P066/U	44
170P066M/MU	44
170P067/U	44
170P067M/MU	44
170P069J	44
170P069JM/JMU	44
170P069JU	44
170PR106/M	44
170PR109/M	44
170T072/U	44
170T072M/MU	44
170T084/U	44
170T084M/MU	44
170T085/U	44
170T085M/MU	44
170T086/87/U	44
170T122/23	44
170T124/U	44
170TC094	44
170TR114/15	44
171A032X	46
171A034/U	46
171A040/U	46
171A042/U	46
171A043/U	46
171A044/U	46
171A047/U	46
171A052/U	46
171A054/U	46
171A061/U	46
171A062/U	46
171A067/U	46
171A068/U	46
171A082/U	46
171AR044	46
171AR062	46
171AR067	46
172A042MV	46
172A042MU	46
172A049MV	46
172A049MU	46
172A086MV	46
172A086MU	46
173A472MV	46
173A472MU	46
173A502MV	46
173A502MU	46
173A506MV	46
173A506MU	46
191A192/U	51
191A194/U	51
191AE202/U	51
191AE205/U	51
191AE208/U	51
191AE209/U	51
191AER204	51
191AWR204	51
191B242/U	50
191B244/U	50
191B255/U	50
191B256/U	50
191B257/U	50
191BR254	50
191S194	51
191S256	50
192A062MV/MU	52
192A064MV/MU	52
192A069MV/MU	52
192A072MV/MU	52
192A072RS	52
192A075MV/MU	52
192A075RS	52
192A078MV/MU	52
192A078RS	52
192A079MV/MU	52
192A079RS	52
192A094MV/MU	51
192A098MV/MU	51
192A099MV/MU	51
192K050MV/MU	52
192K070MV	52
193A482MV/MU	52
193A484MV/MU	52
193A487MV/MU	52
193A493MV/MU	52
193A512MV/MU	52
193A514MV/MU	52
193A522MV/MU	52
193A522RS	52
193A527MV/MU	52
193A527RS	52
193A529MV/MU	52
193A529RS	52
193A532MV/MU	52
193A539MV/MU	52
193A542MV/MU	54
193A546MV/MU	54
193A549MV/MU	54
193B571MV/MU	55
193B572MV/MU	55
193B574RS	55
193B576MV/MU	55
193B578MV/MU	55
193B576RS	55
193K012/019MV	52
193K040MV/MU	52
193S580MV	55
193S581MV	55
193W52MV	52
193W52PS	52
193W561MS	55
193W570MV/MVX	55
193W574MV/PS	55
193W576MV	55
193W580MS	55
210B151/M	47
210B151SU	47
210CB831/U	60
210CK855/6/7/U	60
210CK875/6/U	60
210CK885/6/U	60
210CK889/U	60
210CK905/6/7/U	60
210CK916/U	60
210CK920/U	60
210CK924/U	60
210CK935/U	60
210CK936/U	60
210CKR940/46/U	60
210CT822/U	60
210CT832/U	60
210CT835/U	60
210CT835X/XU	60
210CT836/U	60
210CT836X/XU	60
210CT837/U	60
210CT837X/XU	60
210CTR845/47	60
210DK595/U	47
210DK596/97	47
210DK635/U	47
210DK635SU	47
210DK636	47
210DK655	47
210DK656	47
210DK657	47
210DK670	47
210DK674	47
210DKR655SU	47
210DKR656SU	47
210DKR657SU	47
210DKR670SU	47
210DKR674SU	47
210DKR715/SU	47
210DKR716/SU	47
210DT572/U	47
210DT575/R	47
210DT577	47
210HT155/56/57	47
210K240/U	47
210K244/U/SU	47
210K255/U	47
210K256/U	47
210K259/U	47
210K285/U/SU	47
210K286/U	47
210K287	47
210K289/U	47
210K295/M/MU	47
210K295SU/U	47
210K296/M	47
210K297/M/MU	47
210K297SU/U	47
210K299/U/M	47
210K315/M/MU/U	47
210K316/M	47
210K317M/MU/U	47
210K319/M	47
210K335M/MU/U	47
210K336/U/M	47
210K337/U/M	47
210K356/M	47
210K357/M	47
210K365/SU	47
210K366	47
210K390/M	47
210K394/M	47
210K405/06/07	45
210K415MU/U/M	47
210K415XU/X	47
210K416/M/X	47
210K417/M/X	47
210KA465/66	45
210KR435/M	47
210KR435SU	47
210KR436/M	47
210KR436SU	47
210KR445/M	47
210KR445SU	47
210KR446/M	47
210KR446SU	47
210KR455/SU	47
210KR456/SU	47
210KR457/SU	47
210RB211/M	47
210RB211SU	47
210RCB831/U	60
210T140/M	47
210T152/M/MU	47
210T152SU	47
210T155/U	47
210T155M/MU	47
210T155SU	47
210T156/U	47
210T156M/MU	47
210T156SU	47
210T157/U	47
210T157M/MU/U	47
210T157SU	47
210T162/U	47
210T171	45
210T172/U	45
210T185/U	47
210T185SU	47
210T186/U	47
210T187/U	47
210T195/96/99	45
210TR212/M	47
210TR212SU	47
210TR215M/SU	47
210TR222/M	47
210TR225/M	47
210TR225SU	47
210TR227/M	47
211B312/SU	48
211B312U	48
211B325/SU/U	48
21B326/SU	48
211B326U	48
211B327/U	48
211CB382/U	61
211CB392/U	61
211CB412/U	61
211CB812/U	61
211CB822/U	61
211CD87C4/U	60
211CD425/U	61
211CD426/U	61
211CD427/U	61
211CD435/U	61
211CD436/U	61
211CD437/U	61
211CD445/U	61
211CD446/U	61
211CD447/U	61
211CD456/U	61
211CD464/U	61
211CD475/U	61
211CD476/U	61
211CD477/U	61
211CD835/U	61
211CD835X/XU	61
211CD836/U	61
211CD836X/XU	61
211CD837/U	61
211CD837X/XU	61
211CD855/U	61
211CD856/U	61
211CD857/U	61
211CD865/U	61
211CD866/U	61
211CD867/U	61
211CD875/U	60
211CD876/U	60
211CD877/U	60
211CD885/U	61
211CD886/U	61
211CD887/U	61
211CD896/U	61
211CD904/U	61
211CD920/U	61
211CD924/U	61
211CDR425/U	61
211CDR426/U	61
211CDR427/U	61
211CDR446/U	61
211CDR456/U	61
211CDR464	61
211CDR835/U	61
211CDR836/U	61
211CDR837/U	61
211CDR886/U	61
211CDR896/U	61
211CDR904	61
211CDR920/U	61
211CDR924/U	61
211CDR932/U	61
211CDR935/U	61
211CDR936/U	61
211CDV495/U	61
211CDV496/U	61
211CDV985/U	61
211CDV986/U	61
211CHR976	61
211D40C4	48
211D405	48
211D406/SU/U	48
211D407/09	48
211D485/6/7	48
211D505/SU/U	48
211D506/SU/U	48
211D507/SU/U	48
212F752MV/MU	61
212F762MV/MU	61
212F772MV/MU	61
212F785MV/MU	61
212F786MV/MU	61
212F787MV/MU	61
212G725MV/MU	61
212G726MV/MU	61
212G745MV/MU	61
212G746MV/MU	61
212G795MV/MU	61
212G795RV	61
212G796MV/MU	61
212G796RV	61
212G797MV/MU	61
212G797RV	61
212G805MV/MU	61
212G805RV/RU	61
212G806MV/MU	61
212G806RV/RU	61
212G807MV/MU	61
212G807RV	61
212G815MV/MU	61
212G816MV/MU	61
212G817MV/MU	61
212G825MV/MU	61
212G825RV	61
212G826MV/MU	61
212G826RV	61
212G829MV/MU	61
212G829RV	61
212G835MV/MU	61
212G836MV/MU	61
212G837MV/MU	61
212G844MV/MU	61
212G844RV	61
212G856MV/MU	61
212G856RV	61
212G865MV	61
212G866MV	61
212G875MV/MU	61
212G876MV/MU	61
212G879MV/MU	61
212G885MV/MU	61
212G885RV	61
212G886MV/MU	61
212G886RV/RU	61
212G887MV/MU	61
212G887RV	61
212G894MV/MU	61
212G894RV	61
212G906MV/MU	61
212G906RV	61
212G916MV/MU	61
212G916RV	61
212G924MV/MU	61
212G932MV/RV	61
212G936MV/MU	61
212G936RV	61
212G940MV/MU	61
212G940RV	61
212G949MV/RV	61
212G966MV/MU	61
212G966RV	61
212G976R	61
212H985MV/MU	61
212H986MV/MU	61
213F102MV/MU	61
213F112MV/MU	62
213F115MV/MU	62
213F116MV/MU	62
213F117MV/MU	62
213F125MV/MU	61
213F126MV/MU	61
213F127MV/MU	61
213G155MV/MU	61
213G155RV/RU	61
213G156MV/MU	61
213G156RV/RU	61
213G157MV/MU	61
213G157RV/RU	61
213G165MV/MU	62
213G165RV	62
213G166MV/MU	62
213G166RV	62
213G167MV/MU	62
213G167RV	62
213G185MV/MU	62
213G185RV	62
213G186MV/MU	62
213G186RV	62
213G187MV/MU	62
213G187RV	62
213G195MV/MU	62
213G196MV/MU	62
213G197MV/MU	62
213G204MV/MU	62
213G204RV	62
213G215MV/MU	62
213G216MV/MU	62
213G218MV/MU	62
213G225MV/MU	61
213G226MV/MU	61
213G235MV/MU	63
213G235RV	63
213G236MV/MU	63
213G236RV	63
213G245MV/MU	62
213G246MV/MU	62
213G256MV/MU	62
213G256RV	62
213G264MV/MU	62
213G264RV	62
213G276MV/MU	62
213G276RV	62
213G310MV	62
213G310RV	62
213G318MV	62
213G318RV	62
213G332MV	62
213G332RV	62
213G355MV/MU	62
213G356MV/MU	62
213G375MV	62
213G376MV	62
213H395MV/MU	62
213H395RV	62
213H396MV/MU	62
213H396RV	62
213H408MV/MU	62
213H408RV	62
213H410MV/MU	62
213H410RV	62
213H416MV/MU	62
213H416RV	62

CONTINUED NEXT PAGE

MODEL INDEX
(CONTINUED)

RCA

MODEL	COLUMN NUMBER
213H418MV/MU	62
213H418RV	62
213W166MV	62
230K50C4/U	45
230K50C4SU	45
230K50N6/U	45
230K50N6SU	45
230K505/U	45
230K506/U	45
230K506SU	45
230K507/U	45
230K509/U	45
230K536/U	45
230K537/U	45
230K545/U	45
230K546/U	45
230K549/U	45
230K556/U	45
230K559/U	45
230KR525SU	45
230KR526SU	45
231B602/U	48
231B605/U	48
231B606/U	48
231B607/U	48
231B612/SU/U	49
231B615/U	49
231B616/U	49
231B617/SU/U	49
231BE622/U	49
231BE625/SU/U	49
231BE626/U	49
231BE627/U	49
231BER625/6/7	49
231BR615/6/7	49
231D66C4/U	49
231D66N4/U	49
231D66N6/U	49
231D545/U	48
231D546/U	48
231D547/U	48
231D635/SU/U	49
231D636/SU/U	49
231D637/SU/U	49
231D645/U	49
231D646/U	49
231D647/U	49
231D655/SU/U	49
231D656/SU/U	49
231D657/SU/U	49
231D658/SU/U	49
231D659/SU/U	49
231D665/U	49
231D666/U	49
231D667/U	49
231D668/U	48
231D669/U	49
231D694/U	49
231D695/SU/U	49
231D696/SU/U	49
231D716/U	49
231D719/U	49
231D730/34	49
231DA765/6	45
231DE53C4/U	49
231DE53N6/U	49
231DE58C4	49
231DE58N6	49
231DE535/6/7	49
231DE535U/6U/7U	49
231DE575/U	49
231DE576/U	49
231DE585/6/7	49
231DE595/6/7	49
231DE595U/6U/7U	49
231DE625/SU/U	49
231DE626/U	49
231DE626SU	49
231DE665/U	49
231DE666/U	49
231DE667/U	49
231DE675/6/7	49
231DE675U/6U/7U	49
231DE685/6/7	49
231DE685U/6U/7U	49
231DE722	49
231DE742	49
231DE746	49
231DE755/6	49
231DER53C4	49
231DER53N6	49
231DER685/6/7	49
231DR655/6/7	49
231DR665/6	49
231DR695/6	49
231DR716	49
231DR719	49
231DV115/6	49
231DV125/6	49
231DV146	49
231HR776	49
231HR788/9	49
231HR797	49
231HR799	49
232B152MV/MU	53
232B155MV/MU	53
232B156MV/MU	53
232B157MV/MU	53
232B182MV/MU	53
232B185MV/MU	53
232B186MV	53
232B192MV/MU	53
232B192MVA	53
232B195MV/MU	53
232B196MV/MU	53
232B197MV/MU	53
232B212MU	53
232B215MV	53
232B215RS	53
232B216MV	53
232B216RS	53
232C235MV/MU	53
232C236MV/MU	53
232C237MV/MU	53
232C245MV/MU	53
232C245RS	53
232C246MV/MU	53
232C246RS	53
232C247MV/MU	53
232C247RS	53
232C255MV/MU	53
232C256MV/MU	53
232C257MV/MU	53
232C264MV/MU	53
232C275MV/MU	53
232C276MV/MU	53
232C277MV/MU	53
232C286MV/MU	53
232C295MV/MU	53
232C296MV/MU	53
232C304MV/MU	53
232C304RS	53
232C325MV/MU	53
232C326MV/MU	53
232C335MV/MU	53
232C335RS	53
232C336MV/MU	53
232C336RS	53
232C337MV/MU	53
232C345MV/MU	53
232C346MV/MU	53
232C347MV	53
232C355MV/MU	53
232C356MV/MU	53
232C357MV/MU	53
232C365MV/MU	53
232C365RS	53
232C366MV/MU	53
232C366RS	53
232C367MV/MU	53
232C369MV	53
232C376MV/MU	53
232C376RS	53
232C385MV/MU	53
232C386MV/MU	53
232C405MV/MU	53
232C406MV/MU	53
232C465MV	53
232C466MV	53
232C495MV	53
232C496MV	53
232C505MV	53
232C506MV	53
232C509MV	53
232C515MV	53
232C516MV	53
232C519MV	53
232C524MV	53
232C524RS	53
232C540MV	53
232C549MV	53
232C555MV	53
232C556MV	53
232C565MV	53
232C566MV	53
232C567MV	53
232C575MV	53
232C576MV	53
232C584MV	53
232C596MV	53
232C602MV	53
232C602RS	53
232C606MV	53
232C606RS	53
232C620MV	53
232C620RS	53
232C628MV	53
232C628RS	53
232C636MV	53
232C648MV	53
232C648RS	53
232C665MS/6MS	49
232D675MV	53
232D676MV	53
232D684MV	53
232D696MV	53
232W156MV	53
233B592MV/MU	53
233B594MV/MU	53
233B595MV/MU	53
233B596MV/MU	53
233B597MV/MU	53
233B602MV/MU	53
233B605MV/MU	53
233B605RS	53
233B606MV/MU	53
233B606RS	53
233B607MV/MU	53
233B615MV/MU	53
233B616MV/MU	53
233B617MV/MU	53
233C645MV/MU	53
233C646MV/MU	53
233C647MV/MU	53
233C655MV/MU	53
233C656MV/MU	53
233C657MV/MU	53
233C664MV/MU	53
233C675MV/MU	53
233C676MV/MU	53
233C686MV/MU	53
233C695MV/MU	53
233C696MV/MU	53
233C697MV/MU	53
233C715MV/MU	53
233C716MV/MU	53
233C725MV/MU	53
233C726MV/MU	53
233C727MV/MU	53
233C736MV/MU	53
233C744MV/MU	53
233C755RS	53
233C756RS	53
233C757RS	53
233C765RS	53
233C766RS	53
233C767RS	53
233C776MV/MU	53
233C795MV/MU	53
233C796MV/MU	53
233C805MV/MU	53
233C806MV/MU	53
233C815MV/MU	53
233C816MV/MU	53
233C825MV	53
233C826MV	53
233C828MV	53
233C835MV/MU	53
233C836MV/MU	53
233C837MV/MU	53
233C845MV/MU	53
233C846MV/MU	53
233C847MV/MU	53
233C845MV	53
233C866MV	53
233C870MV	53
233C878MV	53
233C885MV	53
233C886MV	53
233C887MV	53
233C895MV	53
233C896MV	53
233D955MV	53
233D956MV	53
233D965MV/MVA	53
233D966MV/MVA	53
233D974MV/MVA	53
233D986MV/MVA	53
233DX955MV	53
233DX956MV	53
240K485/M/X	47
240K486/M/X	47
240K495M/MU/U	45
240K495XU/U	45
240K496/X	45
240K497/M/X	45
240KV775SU	45
240KV776SU	45
621TS	1
630TCS/TS	1
641TV	1
648PTK	2
648PV	2
721TCS	1
721TS	1
730TV1/2	1
741PCS	2

CHASSIS INDEX

CHASSIS	COLUMN NUMBER
CRK1A	63
CRK3A	60
CRK3B	47
CRK3E	48
CRK3F	61
CRK4A	47
CRK6A	64
CTC5/A/AA/AB/B/C/D	58
CTC5/E/F/H/N/P/R/T/U/W	58
CTC7A/B/C/D	59
CTC7E/F/N/P	59
CTC7AA/AB/AC/AD/AE	63
CTC7AF/AH/AJ/AK/AL/AM/AN	63
CTC9A/B/F/H/N/P	60
CTC10 Series	61
CTC11 Series	61
CTC12A/AC/B/K/L/M/N/P/R/T/V/W	62
CTC15AA/AB/AE/AF/C/CD/D/E/EU/R/T/U	64
CTP5A	59
CTP10A	64
KCS20 Series	1
KCS21-1	1
KCS24 Series	2
KCS25 Series	1
KCS26/27 Series	1
KCS28 Series	3
KCS29 Series	4
KCS30-1	3
KCS31-1	5
KCS32 Series	3
KCS33A-1	4
KCS34/38 Series	6
KCS40 Series	8
KCS41 Series	7
KCS42A	7
KCS43	8
KCS45 Series	9
KCS46	9
KCS47 Series	10
KCS48 Series	10
KCS49/A/AT/T	10
KCS49B/BF/BF-2	10
KCS49C/CF/CF-2	10
KCS60 Series	10
KCS61/62	9
KCS66 Series	11
KCS68A/E/F/H	12
KCS68C	12
KCS72 Series	14
KCS74 Series	15
KCS77 Series	21
KCS78 Series	16
KCS81 Series	13
KCS82 Series	16
KCS83 Series	17
KCS84 Series	18
KCS87/A/C/D/X	22
KCS88 Series	22
KCS89/A/B/C	19
KCS90/A	20
KCS92 Series	23
KCS93 Series	24
KCS94/A	27
KCS95 Series	25
KCS96/97 Series	28
KCS98 Series	26
KCS100B/D/K	30
KCS101/A	28
KCS102B/D/F	29
KCS103 Series	28
KCS104 Series	28
KCS107A/B/C/D	32
KCS108C/D/E/F/H/K/L	33
KCS109A/B/C/D	35
KCS111A/B/C/D/F/H	36
KCS113A/B/E/F/H/K/M/N/P/R	34
KCS116A/B/C/D	37
KCS117A/B	38
KCS118A/B/C/D	39
KCS120A/B	40
KCS120E/F	40
KCS121A/B/C/D	42
KCS121E/F/H/J	42
KCS121K/L/M/N	42
KCS121P/R	42
KCS122 Series	41
KCS124C/D	43
KCS124E/F	43
KCS124H/J	43
KCS124K/L	43
KCS126 Series	44
KCS127 Series	45
KCS128 Series	47
KCS129 Series	47
KCS130A/B/F/H/K/M/N	46
KCS130YAB/YAC/YAE/YAF	46
KCS130YF/YH	46
KCS131 Series	48
KCS132 Series	49
KCS133 Series	51
KCS134A/B/C	50
KCS136A/AB/B/D/DE/E	53
KCS136H/J/K/L/P/T/U	53
KCS136YA/YAA/YAB/YAE/YD	53
KCS136YE/YF/YH/YJ/YN/YT	53
KCS136YU/YW	53
KCS136ZA/ZAA/ZAB/ZAD/ZAE	53
KCS136ZAF/ZB/ZC/ZD ZF/ZK	53
KCS136ZL/ZN/ZR/ZT/ZU	53
KCS137A/B/P	52
KCS138A/B	52
KCS140A/B/D	54
KCS141A/B/C/D/F/E/H/J/K/L	55
KCS141N/P	55
KCS142D/E/F/K/L/M	56
KCS143A/B/C/D/E/F	56
KCS144A/B	56
KCS146A/B/D/E	57
KCS147A/B	65
KCS148A/B	56
KCS151A	57
KRK83B	63
KRK84A	63
KRS23A	35
KRS24B	46
KRS24C	48
KRS25A	52
KRS25B	56
KRS26A	53
RC610A/B	1
RC616B/C/J/K/N	3
RC617A	5
RC1090	10
RC1092	10
RC1111C	16
RC1117B	16
RC1192B	45
RC1205C	53
RC1206D/H	53
RC1207A	53
RC1215A/B/C	53
RK191	22
RK135/A	3
RK135C/D	7
RS171E	45
RS171K	48
RS177H Amp	53
RS193A/J Amp	53
RS199B Amp	53
RS203B Amp	53
5377/78	31
342125-503	48
342126-502	48

PART NAME	1	2	3	4	5	6	7	8	9	10
Flyback	71416 Fly-1	72178	73570 Fly-1	74145 Fly-4	74145 Fly-4	74588 74876	74588	74951 Fly-2	75240 76154 Fly-45	75519[20] Fly-45
Yoke	71420/30 71777 Y-3	72196	71420 Y-3	74141 74262 Y-3	74141 Y-3	71420 Y-3	74262 Y-3	74952 Y-17	75204 76136 Y-13	74952 Y-17
Vertical Output	71774 71417 24S86	72952 24S86	73568 26S78	73568 26S78	73568 26S78	74587[11] 26S52[1]	74587[8] 26S52[1]	74950 26S57	75208[15] 76139[16] 26S56[1]	74950 26S57
Vert. Blocking Oscillator	71418 71775 24A88	71775 24A88	73569 26A04	74144 26A04	74144 26A04	73569 26A04	73569 26A04	73569 26A04	NOT USED	74144 26A04
Width Coil	71429 WC-11	72180	71429 WC-11	71429 WC-11	71429 WC-11	71429 WC-11	71429 WC-11	NOT USED	NOT USED	NOT USED
Linearity	71449 WC-14	NOT USED	71449 WC-14	71449 WC-14	71449 WC-14	71449 WC-14	71449 WC-14	71449 WC-14	71449 WC-14	71449 WC-14
Power	71415[2] 26R73	72177 26R65	73567[86] 26R67	74143[7] 24R94[8]	74194 26R17[1,10]	74586[12] 26R21[1]	74581 74892 26R35[8]	74949[13] 26R17	75207[18] 26R13[17,1]	75508[88] 26R46
Filament	NOT USED	NOT USED	NOT USED	NOT USED	NOT USED	NOT USED	NOT USED	NOT USED	NOT USED	NOT USED
Focus Coil	73233 71421 FC-1	NOT USED	73566 FC-2	74142 74263	74570	74585	74585	74983	NOT USED	NOT USED
Audio Output	71419[3] 24S51	71661 24S56	73636[6] 37899 24S61	74600[9] 26S48	73636 24S56	71419 24S51	74902 26S48[1]	75036[14] 24S61	75520[19] 26S48	75520[21] 26S48
Choke	71970 73154 26C93	72179[5] 26C44	73154[90] 26C93	73154 26C93	73154 26C93	73154 26C93	73154 26C93	73154 26C93	73154 76140 26C93	73154 76284 26C93
Horizontal Oscillator	71428[4] HS-1	71428 HS-1	73576 HS-3	73576 HS-3	73576 HS-3	73576 HS-3	73576 HS-3	73576 HS-3	75213 HS-9	75213 HS-9
Horizontal Ringing Coil	NOT USED	NOT USED	NOT USED	NOT USED	NOT USED	NOT USED	NOT USED	NOT USED	NOT USED	NOT USED
Antenna Input (Balun)	NOT USED	NOT USED	73578 15-1082	73578 15-1082		73578 15-1082	73578 15-1082	73578 15-1082	73591 15-1082	73591 15-1082
Video IF	72811	71426 19-1021	73575[41] 17-1002	73572[41] 17-1001	73572[41] 17-1001	73575[41] 17-1002	74590[41] 17-1001	74590[41] 17-1001	74590[47] 17-1001	74590[41] 17-1001
Video IF	71426 19-1021	71423 17-1001	73572 17-1001	73573 17-1020	73573 17-1020	74590 17-1001	74591 17-1020	74591 17-1020	75209 17-1020	75209 17-1020
Video IF	73708 17-1005	71425 17-1002	73573 17-1020	73574 17-1001	73574 17-1001	74591 17-1020	74592 17-1001	74592 17-1001	74592 17-1001	74592[53] 17-1001
Video IF	71426 19-1021	73708 17-1005	73574 17-1001	73575 17-1002	73575 17-1002	74592 17-1001	73575 17-1002	73575 17-1002	75210 17-4508	75210 17-4508
Ratio Det. or Quadrature	71427 17-1013	71427 17-1013	71427 17-1013	71427 17-1013	71427 17-1013	71427 17-1013	71427 17-1013	71427 17-1013	75212 17-1035	75212[54] 17-1035
Trap	71778	71422	71778	71778	71778	71778	71778	71778	71778	71778
Trap	NOT USED	NOT USED	73577 20-1004	73577 20-1004	73577 20-1004	73577 20-1004	73577 20-1004	73577 20-1004	75251	75251
1st Sound IF	71424 17-1011	71424 17-1011	71424 17-1011	71424 17-1011	71424 17-1011	71424 17-1011	71424 17-1011	71424 17-1011	75211	75211
2nd Sound IF	NOT USED	71424 17-1011	NOT USED	NOT USED	NOT USED	NOT USED	NOT USED	NOT USED	NOT USED	NOT USED
AM IF and FM IF	71625 16-6658	71846 16-6666	73745	73745[45]	73376[45] 16-6675	NOT USED	73745[45]	NOT USED	75486 16-6758	75558[52]
AM IF and FM IF	71631[39] 16-6660	71848[39] 16-6667	74019 16-6675	74019 16-6675	74019 16-6675	NOT USED	74019 16-6675	NOT USED	75487 16-6770	73037[45] 16-6770
Peaking	71793 19-3036	71529 19-4122	74170 19-3036[46]	74170 19-3036[46]	71526 19-3250	74170 19-3036[46]	74170 19-3036[46]	71470 19-3036[46]	75299 19-4036	75299[50] 19-4036
Peaking	19-4180	71526[43] 19-3250	72619 19-3039[42]	71529 19-4122	71527 19-3093	74214 19-3180	74214 19-3180	74214 19-3180	75253[48] 19-3125	75253 19-3125
Peaking	71529 19-4122	71527 19-3093	71528 19-4180	71526 19-3250	71528 19-4180	71527 19-3093	71527 19-3093	71527 19-3093	71793 19-3036	71793 19-3036
Peaking	71529 19-4122	72619 19-3093[42]	71526 19-3250	71528 19-4180	71529 19-4122	71526 19-3250	71526 19-3250	71526 19-3250	75252 19-3500	75252 19-3500
RF Choke	NOT USED	71939	NOT USED	NOT USED	NOT USED	NOT USED	75252 19-3500	75252 19-3500	75202 19-3001	75202[48] 19-3001
Filament Choke	72574 19-1007	71942[44] 19-1004	73477 19-3001	73477 19-3001	73477 19-3001	73477 19-3001	73477 19-3001	73477 19-3001	73477 19-3001	73477[51] 19-3001

Service notes may be found at the end of the RCA section.

PART NAME	11	12	13	14	15	16	17	18	19	20
Flyback	76430 76795 Fly-24[23]	76501 Fly-43	76501 Fly-43	76795 Fly-24[23]	76795 Fly-24[23]	76795 Fly-24[23]	78201 Fly-60	78810 Fly-60	78810 Fly-60	78810 Fly-60
Yoke	76616 Y-42	76653 Y-24	76653 78278 Y-24	76616 Y-42	76616 Y-42	76616 77697 Y-42	76616 77697 Y-42	79490 78869 Y-14[24, 28]	79490 Y-14[24, 28]	77625 Y-42
Vertical Output	76431 26S18	76494 26S57[1]	76494 26S57[1]	76978 26S18[34]	76431 26S18	77636 26S18	78202 26S73	78809 26S73	79382 26S73	79394 26S73
Vert. Blocking Oscillator	NOT USED	74144 26A04	77650 26A03[26]	NOT USED	NOT USED	NOT USED	79379 26A03	79379 26A03	79379 26A03	79379 26A03
Width Coil	76441 WC-34	76484 WC-30	76484 WC-30	76441 WC-34	76441 WC-34	76441 WC-34	78205 WC-22	76441 WC-34	76441 WC-34	76441 WC-34
Linearity	76442 WC-22	76483 WC-25	76483 WC-25	76442 WC-22	76442 WC-22	76442 WC-22	76442 WC-22	76442 WC-22	76442 WC-22	76442 WC-22
Power	76429 26R13[17]	76495[89] 26R57	77649[89] 26R94[25]	76984[89] 26R50	76429 26R13[17]	77635[89] 26R72	78200 26R58	78805 26R58	79387 26R58	79387 26R58
Filament	NOT USED	NOT USED	NOT USED	NOT USED	NOT USED	NOT USED	NOT USED	NOT USED	NOT USED	NOT USED
Focus Coil	NOT USED	NOT USED	NOT USED	NOT USED	NOT USED	NOT USED	NOT USED	NOT USED	NOT USED	NOT USED
Audio Output	75520[19] 26S48	75520[29] 26S48	76997[29] 26S48	76982[29] 24S52	76982[29] 24S52	76982[29] 24S52	76997[29] 26S48	76997[29] 26S48	77821[29] 24S61	77821[29] 24S61
Choke	76498 26C44	76498 26C44	77676 26C44	76498 26C44	76498 26C44	77676 26C44	77676 26C44	77676 26C44	77676 26C44	77676 26C44
Horizontal Oscillator	76440 HS-3	76440 HS-3	76440 HS-3	76440 HS-3	76440 HS-3	76440 HS-3	76440 HS-3	76440 HS-3	79160 HS-7	79160 HS-7
Horizontal Ringing Coil	NOT USED	NOT USED	NOT USED	NOT USED	NOT USED	NOT USED	NOT USED	NOT USED	79161 HS-8	79161 HS-8
Antenna Input (Balun)	73591 15-1082	73591 15-1082	77626 15-1082	76977 15-1028	73591 15-1082	73591 15-1082	73591 15-1082	78396 15-1082	78396 15-1082	78396 15-1082
Video IF	76432[56] 17-4531	76432[56, 59] 17-4531	77198[60] 17-4531	76979[41] 17-4512	77198 17-4531	77637[64] 17-4521	78203[64] 17-4523	78203[64] 17-4523	79388[64] 17-4531	79388[64] 17-4531
Video IF	76434 17-4509	76434 17-4509	77197 17-4532	76980 22.75MC 17-1063	77197 17-4532	77638 17-4522	76433 17-4522	76433 41.8MC 17-4522	76433 41.8MC 17-4522	76433 41.8MC 17-4522
Video IF	76435 17-4533	76435 17-4533	76435 17-4533	76780 24.25MC 17-1062	76435 17-4533	76433[63] 17-4522	76433 17-4522	76433 17-4522	76433 17-4522	76433 17-4522
Video IF	76433 17-4522	76433 17-4522	76433 17-4522	76980 17-1063	76433 17-4522	76433 45.5MC 17-4522	76433 44.5MC 17-4522	76433 44.5MC 17-4522	79389	79389
Ratio Det. or Quadrature	76439 17-1033	76439 17-1033	76439 17-1033	77112 17-1033	76439 17-1033	77112 17-1033	77112 17-1033	77112 17-1033	77112 17-1033	77112 17-1033
Trap	76437 17-1025	76437 17-1025	76482 20-1004[1]	76983 20-1004	77225 20-1004[1]	76983 20-1004	78204 20-1049	78204 20-1049	79383[65] 17-3402[66]	79383[65] 17-3402[66]
Trap	76482 20-1004[1]	76482 20-1004[1]	NOT USED	NOT USED	NOT USED	NOT USED	76983 20-1004	76983 20-1004	76482 20-1004[1]	76482 20-1004[1]
1st Sound IF	76438 16-3445	76438 16-3445	76437 17-1025	76981 17-1071	76437 17-1025	76981 17-1071	76981 17-1071	76981 17-1071	79386 17-1034	79386 17-1034
2nd Sound IF	NOT USED	NOT USED	76438 16-3445	76438 16-3445	76438 16-3445	NOT USED	NOT USED	NOT USED	76981 17-1071	76981 17-1071
AM IF and FM IF	NOT USED	NOT USED	75558[52]	74918 16-6758	NOT USED	NOT USED	NOT USED	NOT USED	NOT USED	NOT USED
AM IF and FM IF	NOT USED	NOT USED	76328[45] 16-6770	73037 16-6770	NOT USED	NOT USED	NOT USED	NOT USED	NOT USED	NOT USED
Peaking	76481 19-3075	76646 19-3075[57]	76646 19-3075[57]	76011 19-3036[49]	77195 19-3125[57]	76011 19-3036[49]	75253 19-3125	71529 19-4122	78284 19-3250	78482 19-3250
Peaking	75252 19-3500	76509 19-3500[58]	75252[61] 19-3500	75252 19-3500	71526 19-3250	71526 19-3250	71526 19-3250	98482 19-3250	75252 19-3500	75252 19-3500
Peaking	72619 19-3093[42]	71526 19-3250	76647 19-3180[49]	71527 19-3093	77194 19-4250	77124 19-5100	77674 19-3250[62]	77674 19-3250[62]	76647 19-3180[49]	76647 19-3180[49]
Peaking	NOT USED	76647 19-3180[49]	76640 19-1001	77124 19-5100	76647 19-3180[49]	77925 19-3250[62]	78222 19-3250[58]	78222 19-3250[58]	NOT USED	NOT USED
RF Choke	76640 19-1001	77153 19-1007	76510 19-1003	75202 19-3001	77153 19-1007	76640 19-1001	76640 19-1001	76640 19-1001	76640 19-1001	77859 76640 19-1001
Filament Choke	76763 73477 19-3001	76563 73477 19-3001	77631 77632 19-3001	76640 19-1001	76763 73477 19-3001	73477 77206 19-3001	76763 73477 19-3001	77206 79067 19-3001	77206 79067 19-3001	77206 19-3001

Service notes may be found at the end of the RCA section.

PART NAME	21	22	23	24	25	26	27	28	29	30
Flyback	77833 Fly-66	79145 79736 Fly-60	79870 Fly-60	79145 Fly-60	100285 Fly-124	100285 Fly-124	100828 Fly-124	100860 Fly-60	103092 Fly-100	102045 102985
Yoke	77868 Y-14[24]	77697[31] Y-42	79490 78869 Y-14[24,28]	79868 Y-42[24]	100586 Y-25	100586 Y-25	100586 Y-25	101147 Y-25	103114 Y-50	102062 103267
Vertical Output	77823 26S18	79143 26S79	79143 26S79	79143 26S79	79394 26S73	102407 26S24	100834 26S73	100867 26S74	103093 26S19	102046[37] 26S12
Vert. Blocking Oscillator	77650 26A03[26]	NOT USED	NOT USED	NOT USED	NOT USED	NOT USED	NOT USED	NOT USED	NOT USED	NOT USED
Width Coil	76484 WC-30	79144 WC-34	79144 WC-34	79144 WC-34	79144 WC-34	79144 WC-34	79114 WC-34	100853 WC-24[85]	103104 WC-34	102054 WC-34
Linearity	78197 WC-22	76442 WC-22	76442 WC-22	76442 WC-22	NOT USED	NOT USED	NOT USED	NOT USED	NOT USED	NOT USED
Power	776822	79062 79706 26R61	79869 26R61	79162 26R61[1]	100855 26R51	102406 26R115	100855 26R51	100855 101252 26R51	103091	102047 26R55
Filament	NOT USED	NOT USED	NOT USED	NOT USED	NOT USED	NOT USED	NOT USED	NOT USED	NOT USED	NOT USED
Focus Coil	NOT USED	NOT USED	NOT USED	NOT USED	NOT USED	NOT USED	NOT USED	NOT USED	NOT USED	NOT USED
Audio Output	77821 24S61	79159 79476 26S49	79476 26S49	100037 26S48	100037 26S48	102637[35] 24S52	100827 26S48	100857[32] 24S61	103094 24S52	102048 24S49
Choke	77824 26C92[1]	79676 26C44	79676 26C44	79676 26C44	100286 26C79	102638 26C79	100286 26C79	100286 26C79[93]	100286 26C79	102052 103409
Horizontal Oscillator	76440 HS-3	79534 79160 HS-7	79534 79160 HS-7	79534 HS-7	79534 HS-7	79966 103570 HS-7	79966A HS-7	79966/A[33] HS-7	103103 HS-7	79966 HS-7
Horizontal Ringing Coil	NOT USED	79164 79161 HS-8	79164 79161 HS-8	79164 HS-8	100300 HS-17	100300 HS-17	100300 HS-17	100300 HS-17	103102 HS-8	79161 HS-8
Antenna Input (Balun)	73591 15-1082	78396 15-1082	78396 15-1082	79733 15-1082	100454 15-1082	15-1082	100454 15-1082	15-1082	15-1082	15-1082
Video IF	77198[67] 17-4531	78203[67] 17-4523	78203[64] 17-4523	78203[70] 17-4523	78203[70] 17-4523	102649 102448	78203[70] 17-4523	78203[76,78,64] 17-4523	103099[79] 17-4534	102567
Video IF	7719[64] 17-4532	76433[70] 43.OMC 17-4522	76433 43.OMC 17-4522	79479	79479	102652			103097 17-4522	102051 17-4511
Video IF	76435 17-4533	76433 45.5MC 17-4522	76433 45.5MC 17-4522	NOT USED	NOT USED	102652			103098 17-4523	NOT USED
Video IF	76433 17-4522	76433 44.5MC 17-4522	76433 44.5MC 17-4522	NOT USED	NOT USED	102652			NOT USED	NOT USED
Ratio Det. or Quadrature	76439 17-1033	79141	79141	79141	100364 17-3478	102644	100364 17-3478	101219	103101 20-1005	102050 17-3477
Trap	76482 17-3401	78204 20-1049	78204 20-1049	78204 20-1049	78204 20-1049	102650	78204 20-1049	78204 20-1049	103100 20-1049	102569
Trap	NOT USED	79157 17-3402[66]	79157 17-3402[66]	79157 17-3402[66]	100358 20-1004[1]	100358 20-1004[1]	100358 20-1004[1]	101286	NOT USED	NOT USED
1st Sound IF	76437 17-1025	79140 17-1034[66]	79140 17-1034[66]	79140 17-1034[66]	100365 17-1031	102645	101220	101220	103096 17-1031	102049 17-1031
2nd Sound IF	76438 16-3445	NOT USED	NOT USED	NOT USED	NOT USED	NOT USED	NOT USED	NOT USED	1030095 16-3445	NOT USED
AM IF and FM IF	NOT USED	75486 16-6758	75486 16-6758	NOT USED	NOT USED	NOT USED	NOT USED	NOT USED	NOT USED	NOT USED
AM IF and FM IF	NOT USED	79527 16-6758	79527 16-6758	NOT USED	NOT USED	NOT USED	NOT USED	NOT USED	NOT USED	NOT USED
Peaking	75252[68] 19-3500	76011 19-3036[49]	76011 19-3036[49]	76011 19-3036[49]	100359 19-3036	102639 19-1006	100359 19-3036	100359[75] 19-3036	101819 19-3036	102087 19-3300[49]
Peaking	76647 19-3180[49]	98482 19-3250	71526 19-3250	71526 19-3250	100360 19-3300	100360 19-3300	100360 19-3300	101287[77] 19-3250	103037 19-4400	77194 19-4950
Peaking	77840 19-3160[69]	77674 19-3250[62]	77674 19-3250[62]	74214 19-3180	100361 19-3300[58]	100361 19-3300[58]	100363[73] 19-3500	101288 19-3180[58]	103039 19-3300[80]	NOT USED
Peaking	77841 19-3160[57]	79321 19-3250[42]	79321 19-3250[42]	100131 19-3125[58]	100362 19-3500	100362 19-3500	100362 19-3500	101289 19-3300[74]	103038 19-3125[81]	NOT USED
RF Choke	78598 19-1004	71528 19-4180	76640 19-1001	76640 19-1001	76640 19-1001	102083 19-1001	76640 19-1001	76640 19-1001	NOT USED	102568
Filament Choke	76763 73477 19-3001	77206 73477 19-3001	77206 79067 19-3001	73477 79720 19-3001	73477 79720 19-3001	79565 19-3001	79720 19-3001	79067 19-3001	73477 19-3001	102083 19-1001

Service notes may be found at the end of the RCA section.

PART NAME	31	32	33	34	35	36	37	38	39	40
Flyback	103839 Fly 148	104876 Fly 150	104309 Fly 200	104236 Fly 201	104481 Fly 100	103092 Fly 100	105648 973463-1 Fly 199	106063 Fly 150	106144 973432-2 Fly 100	106169 972914-2 Fly 100
Yoke	103830 Y 46	105053 Y 47	104408 Y 47	104078 Y 47	104482 Y 48	104369 Y 50	105632 972958-6 Y 47	105632 Y 47	106142 972958-7 Y 48	104369 972913-2 Y 50
Vertical Output	103829 26S24	104877 26S01	104104 26S02	104085 26S01	104085 26S01	104192 26S19	105649 972507-6 26S02	104877 26S01	104877 26S01	104192 972151-2 26S19
Vert. Blocking Oscillator	NOT USED	NOT USED	NOT USED	NOT USED	NOT USED	NOT USED	NOT USED	NOT USED	NOT USED	NOT USED
Width Coil	103811	104086 WC 22	104086 WC 22	104086 WC 22	103104 WC 34	103104 WC 34	104086 WC 22	105522 WC 22	104086 WC 22	104086 WC 22
Linearity	NOT USED	NOT USED	NOT USED	NOT USED	NOT USED	NOT USED	NOT USED	NOT USED	NOT USED	NOT USED
Power	NOT USED	NOT USED	104302 26R51	104130 104921 26R51	NOT USED	NOT USED	105687 961737-1-3 26R127[1]	106062[98] 26R115	106145 26R51	106170 961405-1-1 26R122[1]
Filament	NOT USED	NOT USED	NOT USED	NOT USED	NOT USED	NOT USED	NOT USED	NOT USED	NOT USED	NOT USED
Focus Coil	NOT USED	NOT USED	NOT USED	NOT USED	NOT USED	NOT USED	NOT USED	NOT USED	NOT USED	NOT USED
Audio Output	103904 24S48	100037 26S48	100037 26S48	104193[32] 24S52	100037 26S48	104193 24S52	100037 972128-3 26S48	100037 972128-3 26S48	100037 972128-3 26S48	104193 972158-3 24S52
Choke	103809 26C44	102638 26C79	77676 26C78	102638 26C79	102638 26C79	102638 26C79	77676 942176-12 26C78	100286 26C79	100286 26C79	100286[90] 943431-3 26C79
Horizontal Oscillator	SEE RINGING COIL	104087 HS 7	104087 HS 7	104087 HS 7	103570 HS 7	103570 HS 7	105667 HS 18	105667 HS 18	103570 HS 7	103570 HS 7
Horizontal Ringing Coil	103861	100300 HS 17	100300 HS 17	100300 HS 17	102195 HS 17	102195 HS 17	102195 HS 17	102195 HS 17	102195 HS 17	102195 HS 17
Antenna Input (Balun)							103525 15-1082	105924 15-1082	105924 15-1082	
Video IF	103863	104140	102649	104140	103231	104233 17-3418	104140	104140	104232	104232
Video IF	103867	104139	101588	104139	104140	104233 17-3418	104139	104139	104233 17-3418	104233 17-3418
Video IF	103865	104139	101588	104139	104233 17-3418	104233 17-3418	104233	104239	104233 17-3418	104233 17-3418
Video IF	103866	104139	101588	104139	104232	104233 17-3418	104139	104139	104233 17-3418	104233 17-3418
Ratio Det. or Quadrature	103884	104138 20-1051	102644	104138 20-1051	104138 20-1051	104237	104234 20-1056	10860	105795 20-1056	105795 20-1056
Trap	103864	104141	102650	104141	104141	104141	104903 20-1055	79157 17-3402[66]	NOT USED	NOT USED
Trap	103858	104903 20-1055	102518 20-1005	100358 20-1004[1]	NOT USED	NOT USED	104141	104141	104141	104141
1st Sound IF	103858 17-3489	104136 17-1080	102645	104136 17-1080	104136 17-1080	104136 17-1080	104136 17-1080	106858	104136 17-1080	104136 17-1080
2nd Sound IF	NOT USED	104137 17-3489		104137 17-3489	104137 17-3489	104137 17-3489	104137 17-3489	106859	104137 17-3489	104137 17-3489
AM IF and FM IF	NOT USED	NOT USED	NOT USED	NOT USED	NOT USED	NOT USED	NOT USED	NOT USED	NOT USED	NOT USED
AM IF and FM IF	NOT USED	NOT USED	NOT USED	NOT USED	NOT USED	NOT USED	NOT USED	NOT USED	NOT USED	NOT USED
Peaking	103859 19-3300	102639 19-1006	102639 19-1006	102639 19-1006	101819 19-3036	101819 19-3036	105668 19-3250	105311 19-3250[46]	101819 19-3036	101819 19-3036
Peaking	103860 19-3160	104230 19-3300	101287 19-3250	100360 19-3300	105456 19-3125	104229 19-3125	104904 19-3180	100362 19-3500	104229 19-3125	104229 19-3125
Peaking	NOT USED	104904 19-3180	102696 19-3180[62]	100361 19-3300[58]	104230 19-3300	104230 19-3300	104230 19-3300	106377 19-3060	105456 19-3125	105456 19-3125
Peaking	NOT USED	104229 19-3125	101289 19-3300[74]	100362 19-3500	104228 19-4400	NOT USED	104229 19-3125	104229 19-3125	104230 19-3300	104230 19-3300
RF Choke	103903 19-1005	76510 19-1003	76640 19-1001	100363 19-3500[55]		NOT USED	102639 19-1006	102639 19-1006	76510 19-1003	
Filament Choke	103810 19-1001	NOT USED	NOT USED	76640 19-1001	73477 19-3001	73477 19-3001	76640 19-1001	73477 19-3001	73477 19-3001	73477 19-3001

Service notes may be found at the end of the RCA section.

PART NAME	41	42	43	44	45	46	47	48	49	50
Flyback	106219 973907-1 Fly 201	106533 973908-1 Fly 200	106219 973907-1 Fly 201	107182 973872-2 Fly 270	107422[92] Fly 150[1]	109068 906121-501 Fly 150[1]	107421 907251-1 Fly 150[1]	107421[94] 907251-1 Fly 150[1]	107698 907251-2 Fly 239	109068 906121-501 Fly 150[1]
Yoke	104078 104408 Y 47	104408 972958-2 Y 47	104078 Y 47	106142 Y 48	107022A 107688/933 Y 47	109070 906122-501 Y 48	107408 Y 6128	107408[95] 973924-1 Y 6128	107022A 906118-501 Y 47	109532 906122-504 Y 103
Vertical Output	104085 972507-2 26S01	104101 972507-3 26S02	104085 26S01	107222 973932-1 26S02	107327 973932-4 26S02	109066 973932-5 26S07	107338 973932-2 26S24	107338[96] 973932-2 26S24	109385 973932-7 26S08	109066 973932-5 26S07
Vert. Blocking Oscillator	NOT USED	NOT USED	NOT USED	NOT USED	NOT USED	NOT USED	NOT USED	NOT USED	NOT USED	NOT USED
Width Coil	106638 106220	106638	106220	105522 WC 22	106220	105522 WC 22	107337	107337	106220	105522 WC 22
Linearity	NOT USED	NOT USED	NOT USED	NOT USED	NOT USED	NOT USED	NOT USED	NOT USED	NOT USED	NOT USED
Power	106062[98] 26R115	106532 26R51	106062 26R115	107233[36] 26R51[1]	10737740 26R51[1]	109069 961413-2Y 26R105	107382 26R127	109297 26R123[1]	109297 26R123[1]	109069 961413-2Y 26R105
Filament	NOT USED	NOT USED	NOT USED	NOT USED	NOT USED	NOT USED	NOT USED	NOT USED	NOT USED	NOT USED
Focus Coil	NOT USED	NOT USED	NOT USED	NOT USED	NOT USED	NOT USED	NOT USED	NOT USED	NOT USED	NOT USED
Audio Output	100037 26S48	100037 972128-3 26S48	100037[27] 26S48	100037 26S48	100037[38] 26S48	109067 26S48	100037[84] 26S48	100037[91] 972128-14 26S48	109299[91] 26S48	109067 974302-13 26S48
Choke	100286 943431-3 26C79	77676 26C78	100286 26C79	100286 26C79	77676 26C78	100286 26C79	100286[93] 26C77	100286 943431-13 26C79	77676 26C78	100286 943431-12 26C79
Horizontal Oscillator	105667 HS 18	104087 HS 7	105667 HS 18	107284 HS 19	107284 HS 19	107284 HS 19	107284 HS 19	109318 HS 19	109318 HS 19	107284 HS 19
Horizontal Ringing Coil	102195 HS 17	100300 HS 17	102195 HS 17	NOT USED	NOT USED	NOT USED		NOT USED	NOT USED	NOT USED
Antenna Input (Balun)		15-1082	102576 15-1082	15-1082	15-1082				107896 109615	
Video IF	104140	104140	104140	107202 17-3418	107202 17-3418	109071 17-3418	107202 17-3418	109323	109323	107202 17-3418
Video IF	104139	104139	104139	104233 17-3418	104233 17-3418	109158 17-3418	104233 17-3418	109071 17-3418	109071 17-3418	109071 17-3418
Video IF	104139	104139	104139	104233 17-3418	104233 17-3418	109076	104233 17-3418	109158 17-3418	109158 17-3418	109158 17-3418
Video IF	104139	104139	104139	107204 17-3418	107204 17-3418	107202 17-3418	107204 17-3418	109321	109321	109076
Ratio Det. or Quadrature	104138 20-1051	102644	104128 20-1051	105795 20-1056	105795 20-1056	105795 20-1056	105795 20-1056	105795 20-1056	105795 20-1056	105795 20-1056
Trap	104903 20-1055	106434 17-3402	104903 20-1055	107203	107203	107203	107203	109322	109322	107203
Trap	104141	104141	NOT USED	104903 20-1055	104903 20-1055	104903 20-1055	104903 20-1055	104903 20-1055	104903 20-1055	104903 20-1055
1st Sound IF	104136 17-1080	102645	104136 972172-1 17-1080	104136 972172-1 17-1080	104136 972172-1 17-1080	104136 972172-1 17-1080	104136 17-1080	104136 17-1080	104136 17-1080	104136 17-1080
2nd Sound IF	104137 17-3489		104137 972168-1 17-3489	107201	107201	107201	107201	107201	107201	107201
AM IF and FM IF	NOT USED	NOT USED	NOT USED	NOT USED	77416 16-6758	NOT USED	NOT USED	77416 16-6758	77416 16-6758	
AM IF and FM IF	NOT USED	NOT USED	NOT USED	NOT USED	76328 16-6770	NOT USED	NOT USED	76328 16-6770	76328 16-6770	
Peaking	106757 19-3125	102199 19-3125	107166 19-3250[46]	101819 19-3036	101819 19-3036	105516 19-3500	107199	101819 19-3036	101819 19-3036	101819 19-3036
Peaking	100361 19-3300[58]	102696 19-3180	104904 19-3180	105668 19-3250	101287 19-3250	101287 19-3250	101287 19-3250	101287 19-3250	101287 19-3250	101287 19-3250
Peaking	103037 19-4400	101289 19-3300[74]	107165 19-3060	105516 19-3500	101819 19-3036	1101819 19-3036	101819 19-3036	107199	107199	105516 19-3500
Peaking	100363 19-3500[73]	102698 19-3125[58]	107167 19-3300[46]	104230 19-3300	104230 19-3300	104230 19-3300	104230 19-3300	109298 19-3250[46]	109298 19-3250[46]	104230 19-3300
RF Choke	102639 19-1006	102639 19-1006	102639 19-1006	76510 19-1009	73477 19-3000		107385 19-1009	109171 19-1008	109171 19-1008	109171 19-1008
Filament Choke	73477 19-3001	76640 19-1001								

Service notes may be found at the end of the RCA section.

PART NAME	51	52	53	54	55	56	57	58	59	60
Flyback	109696 961423-501 Fly 150	109954 109961 Fly 240	109992 906127-501 Fly 272	109696 961423-501 Fly 150	109961 906125-501 Fly 240	113599 906147-501 Flt 240	113436 906156-501	102132 1106255-1	105192 106862-1	106359
Yoke	109695 961419-501/2 Y 48	109532 109962 Y 103	109771[10] 906102-504 Y 95	112540 112712 Y 88	112712 962675-504 Y 88	109532[97] 961419-503 Y 103	113468[97] 906122-506 Y 103	102285 1106259-1	105020 Y 107	106305 Y 107
Vertical Output	109685 961422-1 26S07	109685 961422-3 26S07	109783 961422-4 26S29	112553 973932-9 26S82	112553 973932-9 26S82	113096 961422-5 26S83	113422 961422-7 26S83	112133 1106259-1	105193 1107893-1	106360
Vert. Blocking Oscillator	NOT USED	NOT USED	NOT USED	NOT USED	NOT USED	NOT USED	NOT USED	NOT USED	NOT USED	NOT USED
Width Coil	105522 WC 22	109942 112974 WC 22	112511 109986	105522 WC 22	109942 112974 WC 22	112974 113570 WC 22	113570 112974 WC 22	102181	NOT USED	NOT USED
Linearity	NOT USED	NOT USED	NOT USED	NOT USED	NOT USED	NOT USED	NOT USED	102137	105196 WC 35	105196 WC 35
Power	109069 961413-2Y 26R105	NOT USED	109993[30] 906129-501 26R115[1]	112541 26R105	112541 906130-501 26R105	114343 906130-501 26R105	NOT USED	102131 1107560-1 26R62	105191[101] 1106863-1-6	106358 107533
Filament	NOT USED	112135 21F40	NOT USED	NOT USED	NOT USED	NOT USED	NOT USED	NOT USED	NOT USED	NOT USED
Focus Coil	NOT USED	NOT USED	NOT USED	NOT USED	NOT USED	NOT USED	NOT USED	NOT USED	NOT USED	NOT USED
Audio Output	109067 974302-13 26S48	109950 974302-20 24S82	109991[82] 961426-1 26S48	109067 24S82	112655 24S82	113100 974302-22 24S82	113428 974302-24 24S53	100037[99] 970727-23 26S48	100037 26S48	100037 26S48
Choke	100286 943431-12 26C79	100286 943431-15 26C79	100286[83] 943431-15/16 26C79	100286 26C79	100286 26C79	113256 943431-18 26C79	113256[108] 943431-20 26C79	102134 1104665-1 26C81	105195 1104665-2 26C81	105195 1104665-2 26C81
Horizontal Oscillator	109318 HS 19	109947 HS 19	109947 HS 19	109318 HS 19	109947 HS 19	109947 HS 19	109947 HS 19	79966 103570 HS 7	105197 HS 7	105197 HS 7
Horizontal Ringing Coil	NOT USED	NOT USED						102195 HS 17	102195 HS 17	100300 HS 17
Antenna Input (Balun)							113196			
Video IF	109323	107202 17-3418	109071 17-3418	109071 17-3418	109071 17-3418	113097 17-1073	113097 17-1073	102257	105291	106385 17-3411
Video IF	109071 17-3418	109323/21	109158 17-3418	109158 17-3418	109158 17-3418	107202 109071 17-3418	109158 17-3418	102262	105292 17-3417	106386 17-3413
Video IF	109158 17-3418	109158 109071 17-3418	109321	109321	109321	109158 17-3418	113568	102258	105293 17-3416	106387 17-3414
Video IF	109321	104233 17-3418	109076 109323	109323	109323	113099 104233 17-3418		102265 103403	105294 17-3417	105294 17-3417
Ratio Det. or Quadrature	105795 20-1056	109948 17-1075	109948 973971-1 17-1075	105795 20-1056	109948 973971-1 17-1075	109948 973971-1 17-1075	109948 973971-1 17-1075	102253	105288 20-1052	106383 20-1050
Trap	109322	107203	109322	109322	109322	104231 109322	113425	102135 20-1044	105307 105306	106391 105306
Trap	104903 20-1055	109322	109949 17-1072[71]	104903 20-1055		107203		102136	105295	105295
1st Sound IF	104136 17-1080	109949 17-1072[71]	109951 17-1081	104136 17-1080	109949 17-1072[71]	109949 17-1072[71]	109949 17-1072[71]	102256	105286 17-1075	106381 17-1077
2nd Sound IF	107201	109951 17-1081		107201	109951 17-1081	109951 17-1081	109951 17-1081	102254	105287 1107856-1 17-1074	106382 17-1076
AM IF and FM IF	NOT USED	NOT USED	112252 110464 16-6758	NOT USED	NOT USED	NOT USED	NOT USED	CHROMA COILS See Note 100	CHROMA COILS See Note 102	CHROMA COILS See Note 103
AM IF and FM IF	NOT USED	NOT USED	112253 110463 16-6758	NOT USED	NOT USED	NOT USED	NOT USED			
Peaking	101819 19-3036	109758 19-3036	109758 19-3036	109758 19-3036		109758 19-3036	109758 19-3036	102351 19-3180		
Peaking	101287 19-3250	109944 19-3250	109944 19-3250	101287 19-3250		109944 19-3250	109944 19-3250	102201 19-3060		
Peaking	107199	109943 19-3075	109943 19-3075	109782 19-3300		109943 19-3075	113424	102196 19-3180		
Peaking	109298 19-3250[46]	109945 19-3300	109945 19-3300	109298 19-3250		109945 19-3300	113280 19-3300	102198 19-3180		
RF Choke	109171 19-1008	109946 19-3180								
Filament Choke										

Service notes may be found at the end of the RCA section.

PART NAME	61	62	63	64	65					
Flyback	109221 926636-501	112820 906141-501 Fly 273	106359	113382	113599 906125-503 Fly 240					
Yoke	109457 109845 Y 107	109457 903502-507 Y 107	106305 Y 107	109457 Y 107	109532 906122-504 Y 103					
Vertical Output	109263 109850 26S86	112821 961415-2 26S86	106360	113390 26S86	113292 961422-6 26S83					
Vert. Blocking Oscillator	NOT USED	NOT USED	NOT USED	NOT USED	NOT USED					
Width Coil	NOT USED	NOT USED	NOT USED	NOT USED	112974 WC 22					
Linearity	105196 WC 35	112875	105196 WC 35	112875	NOT USED					
Power	109286 961416-1 26R150	112845[105] 26R150	106358/481 106832/873	113383 906153-501	112541 906130-501 26R105					
Filament	NOT USED	NOT USED	NOT USED	NOT USED	NOT USED					
Focus Coil	109264	109264	NOT USED	113640	NOT USED					
Audio Output	100037 26S48	112822[106] 26S48	100037 26S48	112822 113546 26S48	112655 974302-21 24S82					
Choke	105195 102134 26C81	112829 26C81	105195 26C81	112829 1104665-3 26C81	100286 943431-15 26C79					
Horizontal Oscillator	109251	112866	105197 HS 7	112866	109947 HS 19					
Horizontal Ringing Coil	109237 HS 8	NOT USED	102195 HS 17	NOT USED	NOT USED					
Antenna Input (Balun)										
Video IF	109252 17-3418	109252 17-3418	106385 17-3411	109252 17-3418	107202 17-3418					
Video IF	109253 17-3419	109253 17-3419	106386 17-3413	113547	109071 17-3418					
Video IF	109254	112879	106387 17-3414	112879	109158 17-3418					
Video IF	105294 17-3417	112871	105294 17-3417	112871	104233 17-3418					
Ratio Det. or Quadrature	106383 20-1050	106383 20-1050	106383 20-1050	106383 20-1050	109938 17-1075					
Trap	109255	109255	105306 106391	109255	107203					
Trap	105295	105295	105295	105295	109949 17-1072					
1st Sound IF	109261 20-1052	109261 20-1052	106381 17-1077	109261 20-1052	109949 17-1072					
2nd Sound IF	109262	112870	106382 17-1076	112870	109951 17-1081					
AM IF and FM IF	CHROMA COILS See Note 104	CHROMA COILS See Note 107	CHROMA COILS See Note 102	CHROMA COILS See Note 107	NOT USED					
AM IF and FM IF					NOT USED					
Peaking	102201 19-3060	101819 19-3036		113404 19-3660	109758 19-3036					
Peaking	109838	100131 19-3125[58]		101819 19-3036	109944 19-3250					
Peaking	109826 109840 19-3060	109840 19-3060		103037 19-3375	109943 19-3075					
Peaking	109834	109834		109840 19-3060	109945 19-3060					
RF Choke										
Filament Choke										

Service notes may be found at the end of the RCA section.

1 Mounting difference.
2 71772 used in some models replaced by 26R68.
3 71661,37899 replaced by 24S61, 71776 replaced by 24S61, 31301 replaced by 26S48.
4 72770 used in chassis KCS26A-1/26-1/27-1/-2 replaced by HS-2, 71773 used in models 621TS replaced by 24A89.
5 72167 replaced by 26C43.
6 71419 used in chassis KCS28/A/B/C, KCS32/A/B/C replaced by 24S51.
7 74264 used in chassis KCS33A-1 - no replacement.
8 Use high secondary tap, parallel 6.3 volt windings.
9 71419, 74358 used in chassis KCS29/A/33A-1 replaced by 24S51.
10 113045 used in KCS136 series replaced by Y-95.
11 74875 used in KCS38C and ICS41-1/41A-1 - no replacement.
12 74874 used in KCS38C replaced by 26R70[1,25].
13 75084 used in model TA-169 replaced by 26R57, 75645 used in model 6T72 replaced by 26R95[25].
14 75034 used in T164 replaced by 24S52, 73636 used in TA169 replaced by 24S56.
15 Use 25:1 turns ratio.
16 Use 50:1 turns ratio.
17 Use 117V tap - tape 6.3 volt low current winding.
18 70127 used in 4T141/2T81 replaced by 24R11/
19 76156 used in 4T101, 17T150 replaced by 24S52, 73636 used in 4T141, 2T81 replaced by 24S56, 71419 used in model 2T51 replaced by 24S51.
20 76381, 75585 replaced by Fly-45.
21 76271 used in model 7T132 replaced by 24S61, 73636 used in radio chassis replaced by 24S61.
23 Original terminals 7 - 6 - 5 - 4 - 3 Connect AGC keying
new termina s 9 - 8 - 7 - 3 - 1 to new terminal "T".
24 May require use of original network.
25 Parallel 6.3 volt windings.
26 Connect as autoformer, red & yellow lead to cathode, blue lead to ground, green lead to grid capacitor.
27 76982 used in chassis KCS124H/J replaced by 24S52.
28 Use original yoke plug.
29 76997 used in a few models replaced by 26S48, 77122 (942889-2) used in radio chassis RC1117B replaced by 24S60, 77323 (971165-2) used in radio chassis RC1111B and amplifier chassis RS141 series replaced by 22S56[1].
30 112577 (906133-501) replaced by 26R105[1],
112250 (345259-12) replaced by 26R106,
112007 (906129-501), 110893, 112647, 113216, 111401 - no replacement.
110330 (961795-3) replaced by 26R122[1].
31 79510, 79868 replaced by Y-42[24].
32 100856, 100037 used in a few chassis replaced by 26S48.
33 103570 used in late production of KCS104 - no replacement.
34 Connect as autoformer.
35 100037 used in chassis KCS98E/F replaced by 26S48.
36 107473 used in some models - no replacement, 107404 & 105452 used in remote control units - no replacement.
37 103266 used in chassis KCS100D/K replaced by 26S20.
38 108472 (973577-6/-12) used in amplifier chassis RS171E replaced by 22S88, 109299 used in chassis KCS127ZH replaced by 26S48.
39 72887, 72888, 71845, 71847 replaced by 16-3487[1].
40 107533 used in Remote Receiver - no replacement, 108489 (970445-22-23) used in amplifier chassis RS171E in KCS127AE replaced by 22R05U[1],
104609 (972624-4) used in KCS127AE - no replacement.
41 71934, 71495, 73571, 73448, 75181, 73574, 75290 - no replacement, 74589 replaced by 17-4507.
42 Parallel coil with 10K resistor.
43 72618 replaced with 19-6022.
44 71505 replaced by 19-3001.
45 73743, 72889 replaced by 17-3488.
46 Parallel coil with 8.2K resistor.
47 76264 replaced by 17-1020.
48 76011 replaced by 19-3036[49].
49 Parallel coil with 22K resistor.
50 76132 replaced by 19-3500[42].
51 71942 replaced by 19-3001.
52 75559, 75560 replaced by 16-3487[1].
53 76264 replaced by 17-1002.
54 76703 replaced by 17-3402[55], 76702 replaced by 17-3497[1], 76738, 76704, - no replacement.
55 Reconnect circuit resistance.
56 76528 - no replacement.
57 Parallel coil with 3.3K resistor.
58 Parallel coil with 6.8K resistor.
59 77197 replaced by 17-4532,
77198 replaced by 17-4531.
60 76436 replaced by 17-4511.
61 71942 replaced by 19-3001.
62 Parallel coil with 27K resistor.
63 76433 replaced by 17-4522.
64 78399 replaced by 17-4505.
65 79390 replaced by 17-4523 (use one winding only, remove shunt, detune trap).
66 Disregard center tap.
67 78488 replaced by 17-4514.
68 78842 replaced by 19-3075.
69 Parallel coil with 330 ohm resistor.
70 79734 - no replacement.
71 Remove capacitors.
73 Parallel coil with 1,8K resistor.
74 Parallel coil with 680 ohm resistor.
75 101290 replaced by 19-4122.
76 102649, 102650, 102652, 102645, 102644, 102418 - no replacement.
77 102639 replaced by 19-1006, 102696 replaced by 19-3180[62], 102698 replaced by 19-3125[58], 102699 replaced by 19-3300[58].
78 101588, 102693, 102692 - no replacement.
79 103048 - no replacement.
80 Parallel coil with 18K resistor.
81 Parallel coil with 68K resistor.
82 106211 (345362-9/-10) replaced by 22S35,
112580 (9614295-5), 112899 - no replacement,
110498 replaced by 24S96,
110027 replaced by 22S56,
112915, 111395 - no replacement.
83 112256 (337548-18) - replaced by 26C126.
84 104193 used in some models replaced by 24S52,
107815 used in chassis KCS129M - no replacement.
85 Use original mounting bracket.
86 74046 used in KCS32/A/B/C replaced by 26R75.
87 109961 (906125-501) replaced by Fly-240.
88 75566 (970445-5) used in Radio chassis RC1092 with KCS48A, KCS60/A/T replaced by 24R17.
89 75566 used in Amplifier chassis RS141 series replaced by 24R17.
90 943431-8 used in a few chassis of KCS120A/B replaced by 26C93.
91 109304 used in KCS131ZD/ZE/ZF, KCS132K/2 - no replacement, 108472 used in Amplifier chassis RC1192B replaced by 22S88, 108421 used in some amplifier chassis - no replacement.
92 107698 used in KCS127AF/AE/AH/L/LX/M/MX/ZAA/ZAB/ZAE/ZAF/ZAH/ZH replaced by Fly-239.
93 77676 used in some models - replaced by 26C78.
94 109785 used in Chassis KCS-131ZJ/ZK/ZT/ZU - no replacement.
95 109771 used in Chassis KCS-131ZJ/ZK/ZT/ZU - replaced by Y-95.
96 109783 used in Chassis KCS-131ZJ/ZK/ZT/ZU - replaced by 26S29.
97 109532A, 109962 (961419-503) replaced by Y-103.
98 102834 (1107560-2) replaced by 26R62,
102131A used in CTC5F/H - no replacement,
104130 replaced by 26R51.
99 77821 (970727-8) replaced by 24S61.
100 Chroma Coils:
100424, 102264, 102263, 102259, 102260, 102261, 102250, 102252,
102268, 102266, 102267, 102251 - no replacement.
102242 replaced by 17-6016,
102138 replaced by WC-23.
101 105771 used in Amp. chassis CTP5A replaced by 24R21U[1].
102 Chroma coils:
105213 replaced by 17-6018,
105212 replaced by 17-6016.
105215 - no replacement,
105216 replaced by 17-6011,
105217 - no replacement,
105214 replaced by 17-6019.
103 Chroma coils:
105214 replaced by 17-6019,
107290 - no replacement,
105213 replaced by 17-6018,
107289 replaced by 17-1012,
105216 replaced by 17-6011.
104 Chroma coils:
105213 replaced by 17-6018,
105214 replaced by 17-6019,
107837 - no replacement,
107290 - no replacement,
107575 - no replacement,
105216 replaced by 17-6011.
105 110330 replaced by 26R122[1], 112762, 110482 - no replacement.
106 112933, 112941, 108421 used in a few chassis - no replacement.
110027 used in Amp chassis RS193A/J replaced by 22S56.
107 Chroma coils:
112872, 112874, 112869, 112873, 112877 - no replacement.
108 114268 (943431-22) also replaced by 26C79.

USE THIS PAGE IF PART NUMBER is available.

MFR'S. PART	REPLACEMENT	MFR'S. PART	REPLACEMENT	MFR'S. PART	REPLACEMENT	MFR'S. PART	REPLACEMENT	MFR'S. PART	REPLACEMENT	MFR'S. PART	REPLACEMENT
17L3312	26C88	20L3348	17-1006	91L3318	24S86	98Y5290	Y-7	THC-10016/B		TOC-10034C	24S51
17L3378	19-3001	20L3350	17-1013	91L3319		FCB-1001	FC-1	THC-10017B/C	Fly-68[8]	TOC-10035	24S51
17L3481	19-4180	20L3384	19-1021	91L3607	Fly-1	FCB-10010		THC-10021	Fly-157	TP-10004	26R19[3]
17L3482	19-3100[12]	20L3487		91Q3820	26S58[1]	LG-10017	HS-5	TO-10023/C	WC-11	TPA-10016	26F60[1]
17L3483	19-3250	20Q3810		91W5011	24S51	LGA-10017B	HS-5	TO-10034	24S51	TPC-10010	26R15
17L3484	19-7100	20Q3811	Y-3	91W5014	Fly-5[4]	LGA-10019A	19-3001	TO-10034CX	24S51	TPC-10010/C	26R15
17W4993	19-3125	20Q3853	WC-11	91W5015	Fly-5[4]	LGA-10021A	26C43	TOA-10023C	WC-11	TPC-10011	26R19[3]
17W4994	19-3300	20V5296	WC-11	91W5017	26S51	LGA-10032	19-3125	TOA-10031	24S51	TOC-10013C	26R15
17W4995	19-3660	20W4996	HS-5	91W5018	26A03	LGA-10033	19-3180	TOA-10057	26S54	TPC-10018	26R19
17W4997	19-3160[13]	20W5012	WC-11	91W5019	26R00	LGA-10034	19-3100	TOA-10061	26S73[1]	TSA-10050C	17-3400
17W4998	19-3001	20W5013	WC-14	91W5020	17-1004	LVA-10000		TOB-10045C	26S51	TSA-10054B	17-1063
17W4999	19-7100	20W5021	17-3400	91W5022	17-3497[1]	LVA-10001A	WC-11	TOB-10045E	26S52	TSB-10062A	17-1033
17W5000	26C43	20Y5297		91Y5291		THB-10016/B		TOB-10045F	26S52	YDB-10000A	Y-6
20L3344	WC-14	91L3264	HS-1	91Y5292	26S54	THC-10002	Fly-15	TOB-10045H	26S52	YDB-10001A	Y-6
20L3345		91L3265	Fly-1	91Y5293	21F08	THC-10003	Fly-15	TOB-10057	26S54	YDB-10001A/B/C	Y-6
20L3346	17-1004	91L3317	24A88	98W5031	Y-6	THC-10003D	Fly-5[6] (WC-20)	TOC-10031B	26S50[1]	YDB-10014	Y-14
20L3347	17-1003										

MODEL INDEX

MODEL	COLUMN NUMBER	MODEL	COLUMN NUMBER	MODEL	COLUMN NUMBER	MODEL	COLUMN NUMBER	MODEL	COLUMN NUMBER	MODEL	COLUMN NUMBER
Ravenswood	2	817C	3	820TU	3	821DMH	6	824DB	7	924W	4
6T11	1	817C	5	821C	5	821RC	6	824DBH	7	924X	4
6T11A	1	817C	6	821C	6	821RCH	6	824DM	7	924XW	4
300	1	817CU	3	821CB	5	821T	5	824DMH	7	924XW	7
520TA	3	817T	3	821CB	6	821T	6	910	2	1000TC	4
520T	3	817T	5	821CH	6	821TB	5	920	2	1000TC	6
710	2	817T	6	821D	5	821TB	6	921A	2	1000TCH	6
710A	2	817TU	3	821D	6	821TH	6	924	4	1521TB	6
710X	2	820C	3	821DB	6	821TU	6	924A	4	2521TBB	6
720	2	820CU	3	821DBH	6	824C	7	924W	4	2521TMH	6
720A	2	820T	3	821DM	6	824CH	7				

CHASSIS INDEX

CHASSIS	COLUMN NUMBER	CHASSIS	COLUMN NUMBER	CHASSIS	COLUMN NUMBER	CHASSIS	COLUMN NUMBER	CHASSIS	COLUMN NUMBER	CHASSIS	COLUMN NUMBER
9029	3	9036	5	9038	5	9043	6	9044	6	9045	7
9031	3	9037	5	9039	5						

Service notes may be found at the end of the SCOTT section.

Printed in USA

PART NAME	1	2	3	4	5	6	7
Flyback	91L3607 91L3265 Fly-1	91W5014/15 THC-10002 Fly-5[4]	THC-10003/D Fly-5[6] (WC-20)	91Y5291	THC-10017/ B/C[10] Fly-68[8]	THC-10017B/C Fly-68[8]	THC-10021 Fly-157
Yoke	20Q3811[2] Y-3	98W5031 YDB-10000A Y-6	YDB-10001A/ B/C Y-6	98Y5290 Y-7	YDB-1001A/C Y-6	YDB-1001AC Y-6	YDB-10014 Y-14
Vertical Output	91L3318 24S86	91W5017 26S51	TOB-10045E[5] 26S52	TOA-10057 91Y5292 26S54	TOB-10045H/F 26S52	TOB-10045H 26S52	TOA-10061 26S73[1]
Vert. Blocking Oscillator	91L3317 24A88	91W5018 26A03	NOT USED	NOT USED	NOT USED	NOT USED	NOT USED
Width Coil	20Q3853 WC-11	20W5012 TOA-10023C WC-11	TO-10023/C WC-11	20V5296 LVA-10001A WC-11	TO-10023/C WC-11	TOA-10023C WC-11	TOA-10023C WC-11
Linearity	20L3344 WC-14	20W5013 WC-14	NOT USED	20Y5297 LVA-10000	NOT USED	NOT USED	NOT USED
Power	91L3319	TP-10004 91W5019 26R19[3]	TPC-10011[7] 26R19[3]	TPC-10010/C 26R15	TPC-10011 26R19[3]	TPC-10011 26R19[3]	TPC-10013C 26R15
Filament	TPA-10016 26F60[1]	NOT USED	NOT USED	TPA-10016 26F60[1]	NOT USED	NOT USED	NOT USED
Focus Coil	20Q3810[2]	NOT USED	NOT USED	FCB-10001 FC-1	NOT USED	NOT USED	FCB-10010
Audio Output	85L3515A 91Q3820 26S58[1]	91W5011[9] 24S51	TOC-10034 TOA-10031 24S51	TO-10034CX 24S51	TOC-10034/C TO-10034 24S51	TOC-10035 24S51	TOC-10035 24S51
Choke	17L3312 26C88	17W5000 LGA-10021A 26C43	17W5000 LGA-10021A 26C43	17W5000 LGA-10021A 26C43	NOT USED	NOT USED	NOT USED
Horizontal Oscillator	91L3264 HS-1	SEE RINGING COIL	SEE RINGING COIL	SEE RINGING COIL	SEE RINGING COIL	SEE RINGING COIL	SEE RINGING COIL
Horizontal Ringing Coil	NOT USED	20W4996 HS-5	LG-10017 HS-5	LGA-10017B HS-5	LGA-10017B HS-5	LGA-10017B HS-5	LGA-10017B HS-5
Antenna Input (Balun)	NOT USED	NOT USED	NOT USED	NOT USED	NOT USED	NOT USED	NOT USED
Video IF	20L3345						
Video IF	20L3346 17-1004	91W5020 17-1004			TSA-10054B 17-1063	TSA-10054B 17-1063	TSA-10054B 17-1063
Video IF	20L3347 17-1003	91W5020 23.4MC 17-1004			TSA-10054B 23.4MC 17-1063	TSA-10054B 23.4MC 17-1063	TSA-10054B 23.4MC 17-1063
Video IF	20L3348 17-1006	91W5020 25.2MC 17-1004			TSA-10054B 25.7MC 17-1063	TSA-10054B 25.7MC 17-1063	TSA-10054B 25.7MC 17-1063
Ratio Det. or Quadrature	20L3350[11] 17-1013	91W5022 17-3497[1]	17-1033	17-1033[1]	TSB-10062A 17-1033	TSB-10062A 17-1033	TSB-10062A 17-1033
Trap		NOT USED	NOT USED	NOT USED	NOT USED	NOT USED	NOT USED
Trap		NOT USED	NOT USED	NOT USED	NOT USED	NOT USED	NOT USED
1st Sound IF	20L3384 19-1021	20W5021 17-3400	20-1004	20-1004	TSA-10050C 17-3400	TSA-10050C 17-3400	TSA-10050C 17-3400
2nd Sound IF	20L3349 17-1012	NOT USED	NOT USED	NOT USED	NOT USED	NOT USED	NOT USED
AM IF and FM IF	NOT USED	NOT USED	NOT USED	NOT USED	NOT USED	NOT USED	NOT USED
AM IF and FM IF	NOT USED	NOT USED	NOT USED	NOT USED	NOT USED	NOT USED	NOT USED
Peaking	17L3482 19-3100[12]	17W4993 19-3125	120UH 19-3125	180UH 19-3180	LGA-10032 19-3125	LGA-10032 19-3125	LGA-10032 19-3125
Peaking	17L3481 19-4180	17W4995 19-3660	180UH 19-3180	250UH 19-3250	LGA-10033 19-3180	LGA-10033 19-3180	LGA-10033 19-3180
Peaking	17L3483 19-3250	17W4997 19-3160[13]	250UH 19-3250	NOT USED	LGA-10034 19-3100	LGA-10034 19-3100	LGA-10034 19-3100
Peaking	NOT USED	17W4994 19-3300	NOT USED	NOT USED	NOT USED	NOT USED	NOT USED
RF Choke	17L3484 19-7100	17W4999 19-7100	NOT USED	NOT USED	19-3001	19-1005	19-1005
Filament Choke	17L3378 19-3001	17W4998 19-3001	19-3001	19-3001	LGA-10019A 19-3001	LGA-10019A 19-3001	LGA-10019A 19-3001

SERVICE NOTES

1 Mounting difference.
2 Model 300 only.
3 Use high secondary tap and high current 5 volt windings.
4 Use schematics #1 and #5A packaged with unit.
5 TOA-10057, TOB-10057, 91Y5292 used in 24" models using 9031 chassis replaced by 26S54.
6 Use schematic #3 and 5A packaged with unit.
7 TPC-10018 used in a few models replaced by 26R19.
8 May require terminal wiring change.
9 TOC-10031B used in model 710A replaced by 26S50[1].
10 THC-10016/B, THB-10016B alternate for chassis 9038/39/26/27/31 - no replacement.
11 20L3487 - no replacement.
12 Parallel coil with 6.8K resistor.
13 Parallel coil with 18K resistor.

Printed in USA

PARTS LIST

SENTINEL

MFR'S. PART	REPLACEMENT
2E47	26R89
2E74	26R89
2E78	19-1002
2E79	
2E80	Y-3
2E91	
2E92	19-3001
2E93	
2E98/-2	
2E101	
2E102	
2E102-3	
2E115	Y-5
2E920	19-3001
20E38	24A88
20E39	26S51
20E40	
20E70	26A05
20E90	26S72[4]
20E91	
20E92	19-3001
20E97	26S76
20E104	
20E187	
20E360	17-1004
20E361	17-3402
20E362	17-1033
20E363-2	
20E363-3	
20E363-4	
20E363-5	
20E363-6	19-5100
20E363-7	
20E363-8	
20E363-9	
20E363-10	19-3500
20E363-12	19-4201[27]
20E363-13	
20E363-14	19-4251
20E363-16	19-3125
20E363-19	19-4400
20E363-20	19-3500
20E363-21	19-3300
20E363-22	19-4400
20E363-23	19-3250
20E363-24	19-3100
20E363-25	19-3250
20E363-26	19-3660
20E363-28	19-4160
20E370	HVO-50[1]
20E409	HS-5
20E410	WC-14
20E415	WC-11
20E424	

MFR'S. PART	REPLACEMENT
20E524	WC-18
20E537	17-1033
20E639	WC-11
20E684	17-1033
20E685	WC-22[8]
20E688	WC-18[8]
20E720	17-1003
20E721	20-1004
20E725	17-1003
20E769	17-3493
20E779	17-1062
20E780	17-1003
20E781	17-1063
20E782	
20E783	17-1033
20E785	20-1004
20E786	HS-5
20E788/-2	Y-35[20]
20E788-3/-4/-5	Y-35[20]
20E796	17-3495
20E797	17-1025[1]
20E799	17-1069
20E800	17-1070
20E801	
20E802	Y-7[20]
20E802/-2	Y-7[20]
20E803	17-1069
20E814/-2	Y-14[8]
20E820	WC-22[1]
20E827	17-3497
20E831	HS-5
20E834	19-1002
20E857	20-1049
20E858	17-4536
20E859	17-4535
20E860	
20E872	17-4500
20E873	17-5004
20E876	
20E883	19-1005
20E895	17-5003
20E920	19-3001
20E932-2	Y-14
20E947-B	Fly-24[2](WC-20)
20E948	Fly-16[1,6]
20E952	WC-22
20E994	17-1062
20E995	Fly-25
20E995-2	Fly-25
20E1029/-2	Fly-213
20E1032	20-1049
20E1033	17-4535
20E1034	17-4535
20E1035	20-1020

MFR'S. PART	REPLACEMENT
20E1036	20-1020
20E1037	20-1005
20E1038	HS-5
20E1039	19-1005
20E1048/-2	Y-44[43]
20E1070/-2	Y-44[43]
20E1080	17-4523
20E1081	17-4522
20E1082	
20E1083	
20E1084	17-3402
20E1085	
20E1086	19-1004
20E1088	20-1005
20E1089	17-3402
20E1090	17-3402
20E1091	
20E1092	19-1001
20E1103	
20E1104	
20E1105	
20E1107	
20E1108	19-4201
20E1109	17-3402
20E1110	
20E1111	19-4950
20E1112	
20E1115	
20E1140	
20E1159-2	
20E1166A	19-3500
20E1166B	19-4400
20E1168	17-4522
20E1170	WC-22[8]
20E1174	
20E1194	19-1001
20E1195	19-1004
20E1251-2	Y-16[20]
20E1256C	Fly-213
22E27/-2	26R14
22E28	24S51
22E30	24R07
22E31	24A88
22E32	26S45[1]
22E33	24S86
22E34-2	Fly-1
22E35-2	24S52
22E35-3	24S42
22E36	20C64[1]
22E38	24A88
22E39	26S51
22E40	26R17
22E41	
22E42	Fly-1

MFR'S. PART	REPLACEMENT
22E43	26R95
22E43/68	26R95
22E44	
22E47	26R89
22E51	26S52
22E52	26C41[1]
22E53	26R76[7,42]
22E54	Fly-5[1,11](WC-20)
22E55	26A03
22E55-2	26A03
22E56	26R76[7,42]
22E57/-2/-3	Fly-92
22E57-4/-5/-6	Fly-92
22E58	26S52
22E59	26R88[7]
22E61	Fly-92
22E61-2/-3	Fly-92
22E63	26S14
22E64	26C93
22E66	
22E67	Fly-93
22E68	26R35[7]
22E69	26R88[7]
22E70	26A05
22E71	24S50
22E71-2	24S50
22E72	26S17
22E72-2	26S17
22E73	26C44
22E73-2	26C44
22E74	26R89
22E74/47	26R89
22E75/-L	Fly-113
22E77	26C41
22E78	26C44
22E79	
22E80/-C	Fly-37[1]
22E81	26S72[1,4]
22E82	
22E83	26C91[1]
22E84	
22E84/-F	
22E86/-B	
22E89/-2	26A05
22E89-3	26A05
22E91	24S53
22E92	
22E94	26R89
22E97	26S76
22E99	24S53
22E100/-B	26C76
22E101	26S17
22E102	22S58
22E103	22S49

MFR'S. PART	REPLACEMENT
22E105	26C91[1]
22E106	26A03
22E108	26S72
22E109	26C43
22E110	
22E111	
22E118B	26S52
22E119A	22S45
22E1118	WC-23
30E141-2	Y-3
30E141-3	Y-3
30E148-8	
30E162	Y-5
30E164	Y-5
30E164/-2/-3	Y-5
30E164-4/-5/-7	Y-5
30E168	Y-5
30E176	Y-5
31A095	19-1005
31B230	19-1005
31B282	19-3001
31B638/-1	19-3001
31B682	19-3001
31K-109	
31TA413	
34A575	19-3001
34A680	19-1005
34A704	19-3001
300094-1	26R91[1]
320266-1	22S53
320268-1	26C78
320269-1	26S29[15]
320270-1	
320272-1/-2	24S61
320801-2	26A05
320801-4	
320802-1	22S45
320802-2	22S45
320803-1	26C76
320803-2/-3	26C76
320804-1	26S52
320805-2	Fly-213
320810-1	26S52
320811-1	Fly-180
360492-1	
360574-8	19-3001
360601-1	19-1007
360601-8	19-4215
360601-9	19-1000
360659-1	Fly-149
360660-1	Y-16[20]
360661-1	
360662-1	
360664-1	

MFR'S. PART	REPLACEMENT
360665-1	
360666-1	
360667-1	19-4201
360667-2	19-3250
360667-3	19-4400
360669-1	
360670-1	19-1001
361201-1	20-1049
361202-1	17-4536
361203-1	17-4535
361205-1	20-1020
361206-1	20-1020
361207-1	20-1005
361208-1	19-4400
361208-2	19-3250
361208-3	19-3660
361208-4	19-3125
361209-1	HS-5
361210-1	19-1005
361211-1	19-1004
361212-2	Y-16[20]
361218-1	
361219-1	
361220-1	
361221-1	17-4535
361222-1	Y-16[20]
361224-1	19-3500
361224-2	19-3500
361224-3	19-3250
361224-4	19-3250
361224-5	19-3125[35]
AA157787-1/-5	17-1003
AB155256-1-1	19-3001
B155255-3-1	26A05
B155529-2	26C41
B157919-1-1	24S53
B158222-1-1	19-3660[14]
B158223-1-1	19-4201[15]
B158224-1-3	17-1006
B158351-1-2	20-1005
B158352-1-1	19-1006
B158353-1-2	20-1020
B158354-1-2	20-1020
B158355-1-4	17-1001[16]
C158225-1-2	HS-3
C158477-1-2	26S76
C158726-1-1	26S76
C361222-1	Y-16[20]
P2002	21F09[1]
156906-51	19-3001
156906-52	19-3001
158385-1	Y-26
158426-1-2	Y-26

MODEL INDEX

MODEL	COLUMN NUMBER
U/V19-01AA (19)	23
U/V19-02AA(19)	23
U/V72-01AA(72)	7
U/V72-02AA (72)	7
U/V73-01AA (73)	22
U/V73-02AA(73)	22
U/V74-01AA(74)	22
U/V74-02AA(74)	22
U/V75-01AA(75)	22
U/V75-02AA(75)	22
V20-01/AA(71)	7
V20-02/AA(71)	7
V20-03/AA(71)	7
1U412/13/14/15	10
1U416	11
1U419/20	12
1U420B	14
1U421/22	10
1U423/-17/-B	14
1U424/-17	14

MODEL	COLUMN NUMBER
1U425/28	13
1U429/30/31	14
1U432/35	13
1U438/39	15
1U440/41/43/44/46	15
1U447A	15
1U448	15
1U448A	15
1U449	15
1U449A	15
1U450	15
1U450A/51A	15
1U454/55/56/57	16
1U458/59	17
1U460/61	17
1U462/63	18
1U500/10/11/12/13/15/20	16
1U520B	16
1U521/B	16

MODEL	COLUMN NUMBER
1U522	16
1U522B	16
1U523/25	16
1U532/42/A	19
1U552/54	19
1U562/64	19
1U581/82/84/85	17
1U600/10/12	16
1U620/22	16
1U701/11/14	2
1U721/24	2
1U752/55/58	2
1U762/65/68	2
1U791	2
1U-901/11/14	4
1U-921/24	4
1U-991	4
1U-1001	4
1U-1001B	4

MODEL	COLUMN NUMBER
1U-1011	4
1U-1011B	4
1U-1014	4
1U-1017B	4
1U-1021/24	4
1U-1034B	4
1U-1091	4
1U-1101/11	5
1U-1121/24/26/27	5
1U-1131/34/36/37	5
1U-1145/47	5
1U-1155/57	5
1U-1161/64/65	5
1U-1171/74/75	5
1U-1202C Series A/B —	3
1U-1205C Series A/B	3
1U-1208 Series A/B	3
1U-1212/15/18 Series A/B	3
1U-21101/21/45	5

MODEL	COLUMN NUMBER
1U-21161/64/65	5
400TV	1
401/02	8
405TVM	1
406	8
407/09	9
411	8
412/13/14/15	10
416	11
419/20	12
420B	14
421/22	10
423/-17/B	14
424/-17	14
425/28	13
429/30/31	14
432/35	13
438/39	15
440/41/43/44/46	15

MODEL	COLUMN NUMBER
452/53	15
454/5/6/7	16
458/59	17
460/61	17
462/3	18
464/5/6	16
1101/11/21/24	5
1126/27/31/34	5
1136/37/45/47	5
1155/57	5
21011/B	4
21014	4
21017B	4
21101	5
21121/T	5
21145	5
2911/14	4

Service notes may be found at the end of the SENTINEL section.

SENTINEL

PART NAME	1	2	3	4	5	6	7	8	9	10
Flyback	20E370 HVO-50[1]	20E947/-B Fly-24[2] WC-20	20E948 Fly-16[1,6]	20E995/-2 Fly-25	20E1029/-2 Fly-213	20E1107	20E1256C 320805-2 Fly-213	22E34/-2 22E42 Fly-1	22E34-2 Fly-1	22E44
Yoke	2E80 Y-3	20E788-4/-3/-5 Y-35[20]	20E932-2 Y-14	158385-1 158426-1-2 Y-26	20E1048-2[10] Y-44[43]	20E1174	20E1251-2 361212-2 Y-16[20]	2E80 Y-3	30E141-2 Y-3	30E141-3 Y-3
Vertical Output	22E33 24S86	22E72-2 26S17	20E90 26S72[4]	22E97[9] 26S76	22E101 26S17	22E108 26S72	22E118B 320804-1 26S52	22E33 24S86	20E39 26S51	22E39 26S51
Vert. Blocking Oscillator	22E31 24A88	22E89 26A03	22E89-3 26A05	B155255-3-1 26A05	22E89-2 26A03	22E106 26A03	22E89-2 320801-2 26A05	22E31 24A88	20E38 24A88	NOT USED
Width Coil	20E415 WC-11	20E952 WC-22	20E1170 WC-22[8]	NOT USED	NOT USED	22E1118 WC-23	NOT USED	20E415 WC-11	20E415 WC-11	2E98/-2
Linearity	20E410 WC-14	NOT USED	20E820 WC-22[1]	NOT USED	NOT USED	22E1118 WC-23	NOT USED	20E410 WC-14	20E410 WC-14	20E524 WC-18
Power	22E30 24R07	22E94 26R89	20E104 26R34[7]	NOT USED	NOT USED	22E110	NOT USED	22E27/-2 26R14	20E40	22E43 26R95
Filament	NOT USED	NOT USED	NOT USED	P-2002 21F09[1]	22E11	NOT USED	NOT USED	NOT USED	NOT USED	NOT USED
Focus Coil	20E424	NOT USED	NOT USED	NOT USED	NOT USED	NOT USED	NOT USED	20E424	2E91	20E104 2E93
Audio Output	22E28 24S51	22E91[5] 24S53	22E103 26S49	B157919-1-1 24S53	22E99 24S53	22E102 22S58	22E119-A 320802-1 22S45	22E35 24S52	22E35 24S52	22E35-2 24S52
Choke	22E36 20C64[1]	22E73-2 26C44	22E105 26C91[1]	B155529-2 26C41	22E100 26C41	22E109 26C43	22E100-B 320803-1 26C 76	22E32 26S45[1]	22E41	NOT USED
Horizontal Oscillator	SEE RINGING COIL	SEE RINGING COIL	SEE RINGING COIL	C158225-1-2 HS-3	SEE RINGING COIL	SEE RINGING COIL	SEE RINGING COIL	SEE RINGING COIL	SEE RINGING COIL	SEE RINGING COIL
Horizontal Ringing Coil	20E409 HS-5	20E831 HS-5	20E831 HS-5	NOT USED	20E1038 HS-5	20E831 HS-5	361209-1 HS-5	20E409 HS-5	20E409 HS-5	20E409 HS-5
Antenna Input (Balun)	NOT USED	NOT USED	NOT USED	NOT USED	31TA-413	NOT USED	NOT USED	NOT USED	NOT USED	
Video IF	20E360 17-1004	20E857[12] 20-1049	20E857[12] 20-1049	AA157787-1-5 17-1003	20E1032 20-1049	20E1085	361201-1 20-1049	20E360 17-1004	20E1032 20-1049	20E360 23.4MC 17-1004
Video IF	20E360 17-1004	20E858 17-4536	20E1033 17-4535	20E994 17-1062	20E1033 17-4535	20E1080 17-4523	361202-1 17-4536	20E360 17-1004	20E1033 17-4535	20E360 25.2MC 17-1004
Video IF	20E360 23.4MC 17-1004	20E859 17-4535	20E1034 17-4535	B158224-1-3 17-1006	20E1034 17-4535	20E1081 17-4522	361203-1 17-4535	20E360 17-1004	20E1034 17-4535	20E360 23.4MC 17-1004
Video IF	20E360 25.2MC 17-1004	20E860	NOT USED	B158355-1-4 17-1001[16]	NOT USED	20E1168 17-4522	NOT USED	20E360 17-1004	NOT USED	20E360 25.2MC 17-1004
Ratio Det. or Quadrature	20E362 17-1033	20E783 17-1033	20E783 17-1033	B158351-1-2 20-1005	20E1037 20-1005	20E1037[22] 20-1005	361207-1 20-1005	20E362 17-1033	20E1037 20-1005	20E537 17-1033
Trap	NOT USED	20E785 20-1004	20E785 20-1004	B158353-1-2 20-1020	20E1035 20-1020	20E1109 17-3402	361205-1 20-1020	NOT USED	20E1035	NOT USED
Trap	NOT USED	NOT USED	NOT USED	NOT USED	NOT USED	20E1084 20E1089 17-3402	NOT USED	NOT USED	NOT USED	NOTUSED
1st Sound IF	20E361 17-3402	20E785 20-1004	20E785 20-1004	B158353-1-2 20-1020	20E1035 20-1020	20E1088 20-1005	361205-1 20-1020	20E361 17-3402	20E1035 20-1020	20E361 17-3402
2nd Sound IF	NOT USED	NOT USED	NOT USED	B158354-1-2 20-1020	20E1036 20-1020	20E1036 20-1020	361206-1 20-1020	NOT USED	20E1036 20-1020	NOT USED
AM IF and FM IF	NOT USED	NOT USED	NOT USED	NOT USED	NOT USED	NOT USED	NOT USED	NOT USED		20E363-2
AM IF and FM IF	NOT USED	NOT USED	NOT USED	NOT USED	NOT USED	NOT USED	NOT USED	NOT USED		20E363-6 19-5100
Peaking	2E79	20E883 19-1005	20E883 19-1005	B158352-1-1 19-1006	20E1039 19-1005	20E363-12 19-4201[27]	361208-2 19-3250	2E79		20E363-3
Peaking	20E363-2	20E363-19 19-4400	20E363-19 19-4400	B158222-1-1 19-3660[14]	20E363-19 19-4400	20E1108 19-4201	361208-1 19-4400	20E363-2		20E363-10 19-3500
Peaking	20E363-4	20E363-25 19-3250	20E363-25 19-3250	B158223-1-1 19-4201[15]	20E363-25 19-3250	20E1092 19-1001	361208-3 19-3660	20E363-4		20E363-7
Peaking	20E363-3	20E363-26 19-3660	20E363-28 19-4160	NOT USED	20E363-26 19-3660	20E1166A[23] 19-3500	361208-4 19-3125	20E363-3		NOT USED
RF Choke	20E363-5	2E920 19-3001	20E1195[13] 19-1004	156906-52 19-3001	20E1194 19-1001	19-1005	361211-1 19-1004	20E363-5		20E363-8
Filament Choke	2E78 19-1002	34A704 19-3001	34A704 19-3001	156906-51 AB155256-1-1 19-3001	19-3001	20E1092 19-1001	361210-1 19-1005	2E78 19-1002		2E78[26] 19-1002

Service notes may be found at the end of the SENTINEL section.

PART NAME	11	12	13	14	15	16	17	18	19	20
Flyback	22E54 Fly-5[1,11] WC-20	22E57 22E61/-2/-3 Fly-92	22E57-2/-3/ -4/-5/-6 Fly-92	22E61/-2/-3 Fly-92	22E67 Fly-93	22E75/-L Fly-113	22E80/C Fly-37[1]	22E84	22E84/-F	320811-1 Fly-180
Yoke	30E162 Y-5	30E164-3 Y-5	30E164/-2/-3 30E168 Y-5	30E164 Y-5	30E164-5/-7[17] Y-5	20E788/-2 Y-35[20]	20E802/-2 Y-7[20]	20E814/-2 Y-14[8]	20E814/-2 Y-14[8]	C361222-1 361222-1 Y-16[20]
Vertical Output	22E58 26S52	22E51 26S52	22E63 26S14	22E51 26S52	22E63 26S14	22E72 26S17	22E63 26S14	22E81 26S72[1,4]	22E81 26S72[1,4]	320810-1 26S52
Vert. Blocking Oscillator	22E55 26A03	22E55 26A03	22E55 26A03	22E55 26A03	22E55-2 26A03	20E70 26A05	22E55-2 26A03	22E70 26A05	20E70 26A05	320801-4
Width Coil	20E415 WC-11	20E415 WC-11	20E639 WC-11	20E639 WC-11	20E685 WC-22[8]	NOT USED	20E685 WC-22[8]	NOT USED	NOT USED	NOT USED
Linearity	20E524 WC-18	20E524 WC-18	20E524 WC-18	20E524 WC-18	20E688 WC-18[8]	20E820 WC-22[1]	20E688 WC-18[8]	20E820 WC-22[1]	20E820 WC-22[1]	NOT USED
Power	22E53 26R76[7,42]	22E56 26R76[7,42]	22E56 26R76[7,42]	22E43/68 26R95	22E69[18] 22E59 26R88[7]	2E74/47 26R89	22E79	22E82	22E86/B	300094-1 26R91[1]
Filament	NOT USED	NOT USED	NOT USED	NOT USED	NOT USED	NOT USED	NOT USED	NOT USED	NOT USED	NOT USED
Focus Coil	2E101	2E102	2E102 30E148-8	2E102-3	NOT USED	NOT USED	NOT USED	NOT USED	NOT USED	NOT USED
Audio Output	22E35-2 24S52	22E35-2 24S52	22E35-2 24S52	22E35-2 24S52	22E35-3 24S52	22E71 24S50	22E35-3 24S52	22E71-2 24S50	22E71 24S50	320802-2[24] 22S45
Choke	22E52 26C41[1]	22E52 26C41[1]	22E52 26C41[1]	22E52 26C41[1]	22E64 26C93	22E73 26C44	22E78[19] 26C44	22E83 26C91[1]	22E83 26C91[1]	320803-2/-3 26C76
Horizontal Oscillator	SEE RINGING COIL	SEE RINGING COIL	SEE RINGING COIL	SEE RINGING COIL	SEE RINGING COIL	SEE RINGING COIL	SEE RINGING COIL	SEE RINGING COIL	SEE RINGING COIL	SEE RINGING COIL
Horizontal Ringing Coil	20E409 HS-5	20E409 HS-5	20E409 HS-5	20E409 HS-5	20E409 HS-5	20E786 20E831 HS-5	20E409 HS-5	20E831 HS-5	20E786 20E831 HS-5	361209-1 HS-5
Antenna Input (Balun)	NOT USED	NOT USED	NOT USED	NOT USED	NOT USED	NOT USED	NOT USED	NOT USED	NOT USED	NOT USED
Video IF	20E360 23.4MC 17-1004	20E360 23.4MC 17-1004	20E360 23.4MC 17-1004	20E360 23.4MC 17-1004	20E720 17-1003	20E780[27] 17-1003	20E720[31] 17-1003	20E780 17-1003	20E857 20-1049	361220-1
Video IF	20E360 25.2MC 17-1004	20E360 25.2MC 17-1004	20E360 25.2MC 17-1004	20E360 25.2MC 17-1004	20E360 17-1004	20E779[28] 17-1062	20E799 17-1069	20E779 17-1062	20E858 17-4536	361202-1 17-4536
Video IF	20E360 23.4MC 17-1004	20E360 23.4MC 17-1004	20E360 23.4MC 17-1004	20E360 23.4MC 17-1004	20E360 17-1004	20E781 17-1063	20E800 17-1070	20E781 17-1063	20E859 17-4535	361221-1 17-4535
Video IF	20E360 25.2MC 17-1004	20E360 25.2MC 17-1004	20E360 25.2MC 17-1004	20E360 25.2MC 17-1004	20E725 17-1003	20E782	20E803 17-1069	20E782	20E860	NOT USED
Ratio Det. or Quadrature	20E537 17-1033	20E537 17-1033	20E537 17-1033	20E537 17-1033	20E684 17-1033	20E783 17-1033	20E769 17-3493	20E783 17-1033	20E783 17-1033	361207-1 20-1005
Trap	NOT USED	NOT USED	NOT USED	NOT USED	20E721 20-1004	20E785 20-1004	20E725 17-1003	20E785 20-1004	20E785 20-1004	361210-1 19-1005
Trap	NOT USED	NOT USED	NOT USED	NOT USED	NOT USED	NOT USED	20E721 20-1004			361218-1
1st Sound IF	20E361 17-3402	20E361 17-3402	20E361 17-3402	20E361 17-3402	20E361 17-3402	20E785 20-1004	20E797 17-1025[1]	20E785 20-1004	20E785 20-1004	361218-1
2nd Sound IF	NOT USED	NOT USED	NOT USED	NOT USED	NOT USED	NOT USED	20E796 17-3495	NOT USED	NOT USED	361219-1
AM IF and FM IF	NOT USED	NOT USED	NOT USED	NOT USED	NOT USED	NOT USED	NOT USED	NOT USED	NOT USED	NOT USED
AM IF and FM IF	NOT USED	NOT USED	NOT USED	NOT USED	NOT USED	NOT USED	NOT USED	NOT USED	NOT USED	NOT USED
Peaking	20E363-10 19-3500	20E363-2	20E363-2	20E363-2	20E363-14 19-4251	20E363-19[29] 19-4400	20E360-24[29] 19-3100	20E363-19 19-4400	20E883 19-1005	361224-2[34] 19-3500
Peaking	20E363-2	20E363-3	20E363-3	20E363-3	20E363-16 19-3125	20E363-21 19-3300	20E363-22 19-4400	20E834 19-1002	20E363-19 19-4400	361224-3 19-3250
Peaking	20E363-6 19-5100	20E363-6 19-5100	20E363-6 19-5100	20E363-6 19-5100	20E363-14 19-4251	20E363-20 19-3500	20E363-23 19-3250	20E363-21 19-3300	20E363-25 19-3250	361224-4 19-3250
Peaking	20E363-3	20E363-10 19-3500	20E363-10 19-3500	20E363-10 19-3500	20E363-13	NOT USED	20E363-21 19-3300	20E363-20 19-3500	20E363-26 19-3660	361224-1[33] 19-3660
RF Choke	20E363-8	20E363-8	20E363-8	20E363-8 20E363-9	20E363-8	31B-230 31A-095 19-1005	31A-095 19-1005	31A095 31B-230 19-1005	31B-230 34A680 19-1005	360601-8[32] 19-4215
Filament Choke	2E78[26] 19-1002	2E78[26] 19-1002	2E78[26] 19-1002	2E78[26] 19-1002	2E78[26] 19-1002	34A-575[26] 31B-638 19-3001	34A-575[30] 31B-638[26] 19-3001	34A575 31B638[37] 19-3001	34A575 31B638-1[37] 19-3001	360574-8[36] 19-3001

Service notes may be found at the end of the SENTINEL section.

SERVICE NOTES

PART NAME	21	22		
Flyback	360659-1 Fly-149	320811-1 Fly-180		
Yoke	360660-1 Y-16[20]	C/361222-1 Y-16[20]		
Vertical Output	320269-1 26S29	320810-1 26S52		
Vert. Blocking Oscillator	320270-1	320801-4		
Width Coil	NOT USED	NOT USED		
Linearity	NOT USED	NOT USED		
Power	NOT USED	300094-1 26R91[38]		
Filament	NOT USED	NOT USED		
Focus Coil	NOT USED	NOT USED		
Audio Output	320266-1 24S53	320802-2[39] 22S45		
Choke	320268-1 26C78	320803-2/-3 26C76		
Horizontal Oscillator	SEE RINGING COIL	SEE RINGING COIL		
Horizontal Ringing Coil	360669-1	361209-1 HS-5		
Antenna Input (Balun)	360492-1	360491-2		
Video IF	360661-1	361220-1		
Video IF	360662-1	361202-1 17-4536		
Video IF	NOT USED	361221-1 17-4535		
Video IF	NOT USED	NOT USED		
Ratio Det. or Quadrature	360666-1	361207-1 20-1005		
Trap	NOT USED	361210-1 19-1005		
Trap	NOT USED	361218-1 20-1020		
1st Sound IF	360664-1	361218-1 20-1020		
2nd Sound IF	360665-1	361219-1 16-3445[1]		
AM IF and FM IF	NOT USED	NOT USED		
AM IF and FM IF	NOT USED	NOT USED		
Peaking	360667-3 19-4400	361224-1 19-3500		
Peaking	360667-1 19-4201	361224-3 19-3250[40]		
Peaking	360667-2 19-3250	361224-4 19-3250		
Peaking	NOT USED	361224-5 19-3125[35]		
RF Choke	360601-8 19-4215	361211-1 19-1004		
Filament Choke	360670-1 19-1001			

1 Mounting difference.
2 Original terminals 8 - 7 & 6 - 5 - 3 (Mount on inside of H.V. cage.
new terminals 9 - 7 - 4 - 1 Connect 3 & 4 of WC-20 across 1 & 3 of Fly-24.)
3 Connect and mount same as original.
4 Connect as autoformer.
5 22E92 used in models using 2 speakers - no replacement.
6 Original terminals 8 - 7 - 6 - 5 - 3 & 4 - 2 - 1
new terminals 9 - 7 - 5 - 3 - 1 - 1 (of WC-20) - 2(of WC-20).
Connect 3 & 4 of WC-20 to Fly-16 #1 & #3 - use 2 turns on firlament winding.
7 Parallel 6.3 volt windings.
8 Use original slug or remount.
9 C158726-1-1, C158477-1-2 replaced by 26S76.
10 20E1070/-2, 20E1048, 20E1159/-2 used in a few models replaced by Y-44[43].
11 Use schematic #2 and 5A packaged with unit.
12 31K - 109 - no replacement.
13 20E1194 replaced by 19-1001.
14 Parallel coil with 4.7K resistor.
15 Parallel coil with 27K resistor.
16 Detune trap winding.
17 2E115, 30E176 used in a few models replaced by Y-5.
18 22E66 used in models using 6BY5G's - no replacement; 22E79 used in models 458/59/60/61, 1U581/82/84/85 - no replacement.
19 22E77 used in 150 volt line replaced by 26C41.
20 Use original rear cover.
21 Parallel with 15K resistor.
22 20E1091, 20E1103, 20E1110, 20E1140, 20E1112, 20E187, 20E1105, 20E1115, 20E1104, 20E1083, 20E1082 - no replacement.
23 20E1166B replaced by 19-4400; 20E363-6 replaced by 19-5100; 20E1086 replaced by 19-1004; 20E1090 replaced by 17-3402; 20E1111 replaced by 19-4950; 33UH choke replaced by 19-3036.
24 320272-1 used in amplifier 155 with 75 series replaced by 24S61.
25 Connect as autoformer, use 7:1 turns ratio.
26 2E92 replaced by 19-3001.
27 20E857 replaced by 20-1049.
28 20E858 replaced by 17-4536; 20E859 replaced by 17-4535; 20E860 - no replacement.
29 20E883 replaced by 19-1005; 20E363-25 replaced by 19-3250; 20E363-26 replaced by 19-3660; 20E363-24 replaced by 19-3100.
30 2E78 replaced by 19-1002.
31 20E801 - no replacement; 20E872 replaced by 17-4500; 20E873 replaced by 17-5004; 20E876 - no replacement.
32 360601-1 replaced by 19-1007; 360601-9 replaced by 19-1000.
33 Parallel coil with 680 ohm resistor.
34 361224-5 replaced by 19-3125[35].
35 Parallel coil with 3.3K resistor.
36 361211-1 replaced by 19-1004.
37 2E92, 31B282 replaced by 19-3001.
38 Fabricate new mounting brackets.
39 320272-1/-2 used in 155 amplifier with the 75 series replaced by 24S60[1].
40 Parallel with 6.8K resistor.
41 Parallel with 3.3K resistor.
42 Use 840 V CT Secondary.
43 Use original rear cover and damping network.
Connect Yoke #2 to Flyback #7.
Connect Yoke #7 to Flyback #6.
Connect Yoke #4 to green lead of Vertical Output.
Connect Yoke #6 to red lead of Vertical Output.
Jumper Yoke #6 & #7.

SETCHELL-CARLSON

PARTS LIST

MFR'S. PART	REPLACEMENT	MFR'S. PART	REPLACEMENT	MFR'S. PART	REPLACEMENT	MFR'S. PART	REPLACEMENT	MFR'S. PART	REPLACEMENT	MFR'S. PART	REPLACEMENT
B13M19643	17-3497[1]	HF-155	Fly-252	M-682	24A87	T-107		T-301	26R105[13]	13M17273	17-3497[1]
B72A83-3	17-1063	L-100	26C44	M-685	26S52	T-108		TF-10	Fly-252	52B13B	Y-6[1,6]
B-104		L-102	19-3300[20]	M-737		T-109	17-3495	TM-815E	26S72	52B14B	
B-200	17-5010	L-103	20-1005	M-789		T-110	24S61	TM-1018A		52B18A	
B-200A		L-104	19-3125	M-790A		T-111	Fly-252	TM-1083		70-83	
B-200B		L-105	17-1034[1]	M-814	26R41	T-112		TM-1083A		72A60-1	17-3402[17]
B-201		L-106		M-815	26S74	T-113		TM-1085	22S47[13]	94A17	HS-5
B-201A		L-107		M-816	26C43	T-114		TM-1086	26S13[13]	416BRF	14-1027
B-202		L-108	26C78	M-817	24S51	T-115	16-6758	TM-1028-SC	24S52	416C	14-1060
B-203		L-110	19-4400[20]	M-847	24S51	T-116		TM-1192		449B	14-1026[1]
B-204A		L-112	26C80	M-1018A-ET		T-117	17-3402[17]	TT-107	26C43	484	Y-16[10]
C4501	17-1025	L-113		M-1018A-OU		T-118		TV-121-3	19-3180	570-445	16-6758[1]
C4501A	17-1034[1]	LM-1083	26C80	M-1018A-RD		T-119		TV-8089		789	
C4501C	20-1005	LM-1084	26C80[13]	M-1028	24S49	T-120		TWF-90	Fly-251	790	
C4502	16-3445	LM-1222	26C80	M-1028-SC	24S52	T-121		TWF-110	Fly-251	815-B	26S13[13]
C4502A	16-3495	M-187	24S51	M-1162	24S14	T-122		U-1785	Y-16[10]	815-B/-C/-D	26S13[13]
C4503	17-3497	M-515C	26R27U	PF-155	Fly-252	T-123	Fly-253	WF-9	Fly-251	815-D	26S13[13]
D-200	19-4250	M-571-D	26C43	S-1028-SC	24S51	T-124	Fly-253	WF-14	Fly-253	815-E	26S73[13]
D-201	19-3300	M-572	26S52	S-3700	Y-16[6,12]	T-125	26R105[13]	WF-30	Fly-254	989	22S87
D-204	19-3180	M-573	26A05	T-100	26R41	T-126	24S60	WF-70	Fly-253	1018ED	26R105[13]
D-2000	19-3250	M-575	26R27U[2]	T-101	26S13[13]	T-127		WF-71	Fly-254	5710	26C44
D-2000A	19-4201	M-575C	26R27U[2]	T-102	24S51	T-128		WF-80	Fly-254	17671-1	Y-61[14]
D-2000B	19-3160	M-575D		T-103	Fly-252	T-129		WF-90	Fly-251	17671-2	Y-61[14]
D-2200	19-3250	M-580	24S51	T-104	17-3497	T-131	20-1044	WF-110	Fly-251	17731-2	Y-53[14]
FA53-102	Y-6[1,6]	M-581		T-105	17-5010	T-132	Fly-254	Y1DO	Y-16	17731-20	Y-53[14]
FC-103	19-3001	M-681	24S52	T-106		T-133	Fly-254	Y-100	Y-16[1,6,10]	17731-21	Y-53
HF-10											

MODEL INDEX

MODEL	COLUMN NUMBER	MODEL	COLUMN NUMBER	MODEL	COLUMN NUMBER	MODEL	COLUMN NUMBER	MODEL	COLUMN NUMBER	MODEL	COLUMN NUMBER
A53	2	T60	12	21L159	12	56/-WR	5	151-A17/-LR	2	1760	12
A531/33	2	TL60/C	12	23C62/U	14	58	9	531	2	2500/-LP	1
A5301/02/03	2	TL61	15	23CX63/R/U	15	58C21	10	551/2/3	3	5301/02	2
C602C/CR/CU	15	TL62/E/ER/EU	15	23L62/P/PU/U	14	58R	9	561/2/3	5	5501/02/03	3
CB62/U	14	TL62R/U	15	23L602/P/PU/U	14	60C	12	571	7	5601/02/03	5
P61	4	17P68/U	15	24C159	12	61C	15	572/3	7	5701/-T	7
P61	6	19C61	15	24L159	12	62C/CR/CU	15	581	9	5702/-T	7
P62	6	19C62/R/U	15	27C62/U	14	71	7	582/83	9	5703	7
P63	8	19P68/R/U	15	27C159	12	150	1	600C	12	5800	9
P65	11	19T61	15	27CX63/R/U	15	151-C20/-LR	2	601C	14	5800R	9
P66	13	19T62/E/ER/EU	15	27L62/U	14	151-B20/-LR	2	611	6	5801	9
P67	15	19T62R/U	15	27L159	12	151-B17/-LR	2	711	7	5802/03	9
ST59	10	21C159	12	53	2						

CHASSIS INDEX

CHASSIS	COLUMN NUMBER	CHASSIS	COLUMN NUMBER	CHASSIS	COLUMN NUMBER	CHASSIS	COLUMN NUMBER	CHASSIS	COLUMN NUMBER	CHASSIS	COLUMN NUMBER
C-100	4	C106	13	C-219	15	X162	15	156-RP	5	258-A	10
C-100(Late)	6	C106A	15	H62	14	Z159	12	157/RP	7	259	12
C-101	6	C-117	15	J62	14	25	1	158/RP	9	260	12
C-102	8	C-200	6	K62 Amp.	14	152/53	2	159	12	361	15
C105	11	C-201	7	X159	14	155	3	159(Late)	14	362	15

Service notes may be found at the end of the SETCHELL-CARLSON section.

SETCHELL-CARLSON

PART NAME	1	2	3	4	5	6	7	8	9	10
Flyback	70-83	52B14B 52B18A	HF10	T-103 HF-155 Fly-252	T-111 TF-10 Fly-252	T-123[9] WF-70 Fly-253	T-124 WF-14 Fly-253	T-132 WF-71/-80 Fly-254	T-133 WF-80 Fly-254	WF-30 Fly-254
Yoke	Y-5[1]	52B13B FA53-102 Y-6[1,6]	FA53-102 Y-6[1,6]	Y-100 17189-2 Y-16[1,6]	Y-100 Y-16[1,6]	Y-100 484, V1785 Y-16[10]	Y-100 V1785 Y-16[10]	Y-104 S-3700 Y-16[6,12]	Y-104 Y-16[6,12]	17671-1 Y-61[4]
Vertical Output	M572 26S52	M685[3] 26S52	M737	T-101 M-815 26S74	T-101 M-815 26S13[13]	T-101, M815 815A, 815 26S13[13]	T-101 815A 26S13[13]	T-101 815B 26S13[13]	T-101 815B 26S13[13]	815B 26S13[13]
Vert. Blocking Oscillator	M573 26A05	M682[4] 24A87	NOT USED	NOT USED	NOT USED	NOT USED	NOT USED	NOT USED	NOT USED	NOT USED
Width Coil	NOT USED	NOT USED	NOT USED	NOT USED	NOT USED	NOT USED	NOT USED	NOT USED	NOT USED	NOT USED
Linearity	NOT USED	NOT USED	NOT USED	NOT USED	NOT USED	NOT USED	NOT USED	NOT USED	NOT USED	NOT USED
Power	M575 26R27U[2]	M575-C[5] 26R27U[2]	790	T-100 M814 26R41	T-112 790	T-100 M814 26R41	T-100[11] M814 26R41	T-125 26R105[13]	T-125 26R105[13]	T-301 1018ED 26R105[13]
Filament	NOT USED	NOT USED	NOT USED	NOT USED	NOT USED	NOT USED	NOT USED	NOT USED	NOT USED	NOT USED
Focus Coil			NOT USED	NOT USED	NOT USED	NOT USED	NOT USED	NOT USED	NOT USED	NOT USED
Audio Output	M580 24S51	M681 24S52	789 24S61	T-102 M187 24S51	T-110 789 24S56	T-102 M817/847 24S51	T-110[15] M789 24S61	T-102 M817 24S51	T-126 24S60	M1028 24S49
Choke	M571 26C44	M571 26C44	571D 26C44	L-100 M-816 26C44	L-108 M571-D 26C78	L-100 M816 26C44	L-108, TT-107 M-571-D 26C78	NOT USED	L-112 26C78	NOT USED
Horizontal Oscillator	SEE RINGING COIL	SEE RINGING COIL	NOT USED	NOT USED	NOT USED	NOT USED	NOT USED	NOT USED	L-113	HS-5
Horizontal Ringing Coil	94A17 HS-5	94A17 HS-5	NOT USED	NOT USED	NOT USED	NOT USED	NOT USED	NOT USED	NOT USED	NOT USED
Antenna Input (Balun)										
Video IF		19-1020		T-106 B-203		T-106 B-203T	T-120	T-128	T-128	
Video IF	B72A83-3 17-1063	B72A83-3 17-1063	B-200 17-5010	B-200 T-105 17-5010	T-105 17-5010	T-105 B-200 17-5010	T-121 B-200A	T-128	T-128	
Video IF	B72A83-3 17-1063	B72A83-3 17-1063	B-200 17-5010	17-5003[1]	T-105 17-5010	T-120	T-121	T-129	T-129	
Video IF	B72A83-3 17-1063	B72A83-3 17-1063	B-200 17-5010	17-5003[1]	T-105 17-5010	T-121 T-122	T-122 B-200B	T-131 20-1044		
Ratio Det. or Quadrature	13M17273 17-3497[1]	B13M19643 17-3497[1]	C-4503 17-3497	C-4503 T-104 17-3497	T-104 17-3497	C4503 T-104 17-3497	T-104 C4503 17-3497	T-104 17-3497	T-104 17-3497	17-3497
Trap	72A60-1 17-3402[17]	C-4501 17-1025	B-201	C4501-C L-103 20-1005	T-108 B-104	T-117 17-3402[17]	T-117 17-3402[17]	T-127	T-127	
Trap	NOT USED	NOT USED	NOT USED	NOT USED	T-107 B-201	NOT USED	T-118/T-119 B-204A/-B-201A	T-131		
1st Sound IF	72A60-1 17-3402[17]	C-4501 17-1025	C-4501A L-105 17-1034[1]	C-4501-C L-103 20-1005	L-105 17-1034[1]	T-117 17-3402[17]	T-117 17-3402[17]	T-127		
2nd Sound IF	NOT USED	C-4502 16-3445	C-4502A T-109 17-3495	NOT USED	T-109 17-3495	L-103 C-4501C 20-1005	T-109 C-4502 17-3495	NOT USED	NOT USED	NOT USED
AM IF and FM IF	570-455[16] 16-6758[1]	570-455[16] 16-6758[1]	SEE NOTE 18 16-6758	NOT USED	T-115[21] 16-6758	NOT USED	T-115[21] 16-6758		T-115 16-6758	
AM IF and FM IF	570-455 16-6758[1]	570-455 16-6758[1]	16-6758	NOT USED	T-115 16-6758	NOT USED	T-115 16-6758		T-115 16-6758	
Peaking	D-2000 19-3250	D-2000 19-3250	B-202 19-2864	D-200 19-4250	L-106 19-2864	19-4250	19-3250			
Peaking	TV-121-3 19-3180	TV-121-3 19-3180	D-201[18] 19-3300	D-201 19-3300[20]	L-104 19-3125	L-110 19-4400[20]	19-4400[20]			
Peaking	D-2000 19-3250	D-2000 19-3250	D-2200A 19-4201	NOT USED	L-102 19-3300[20]	19-4400	19-4400[20]			
Peaking	TV-121-3 19-3180	TV-121-3 19-3180	D-2200B 19-3160	NOT USED	L-104 19-3125	NOT USED	NOT USED			
RF Choke	NOT USED	19-6033	D-204 19-3180	19-3001	NOT USED	NOT USED	19-3001			
Filament Choke	FC-103 19-3001	FC-103 19-3001	19-3001	19-3001	19-3001	19-3001	NOT USED			

Service notes may be found at the end of the SETCHELL-CARLSON section.

SETCHELL-CARLSON

PART NAME	11	12	13	14	15
Flyback	WF-90 Fly-251	TWF-90 WF-90 Fly-251	TWF-110 WF-110	WF-9 TWF-90 Fly-251	WF-110[24] Fly-251
Yoke	17671-2 Y-61[14]	Y-109 17671-2 Y-61[14]	Y-110 17731-20 Y-53[14]	17731-2[23] Y-110-A Y-53[14]	17731-21[25] Y-53[14]
Vertical Output	815B 26S13[13]	815B/C/D 26S13[13]	TM-815E 815E 26S73[13]	TM-1086 26S13[13]	815D[26] 26S13[13]
Vert. Blocking Oscillator	NOT USED	NOT USED	NOT USED	NOT USED	NOT USED
Width Coil	NOT USED	NOT USED	NOT USED	NOT USED	NOT USED
Linearity	NOT USED	NOT USED	NOT USED	NOT USED	NOT USED
Power	M-1018A-RD	TM-1083 TM-1018A	M-1018A0U TM-1192	M-10831U TM-1083/A	M-1018AET[27]
Filament	NOT USED	NOT USED	NOT USED	NOT USED	NOT USED
Focus Coil	NOT USED	NOT USED	NOT USED	NOT USED	NOT USED
Audio Output	M1028 24S49	TM-1085[22] 22S47[13]	TM-1028SC M-1028SC 24S52	M-1162 24S14	S-1028SC[28] 24S51
Choke	NOT USED	LM-1084 26C80[13]	LM-1222 26C80	LM-1083/-1222 22-2373 26C80	LM-1222 26C80
Horizontal Oscillator	NOT USED	HS-5	NOT USED	HS-5	
Horizontal Ringing Coil	NOT USED	NOT USED	NOT USED	NOT USED	
Antenna Input (Balun)					
Video IF					
Video IF					
Video IF					
Video IF					
Ratio Det. or Quadrature	17-3497		17-3497		
Trap					
Trap					
1st Sound IF					
2nd Sound IF	NOT USED	NOT USED			
AM IF and FM IF	16-6758				
AM IF and FM IF	16-6758				
Peaking					
Peaking					
Peaking					
Peaking					
RF Choke					
Filament Choke					

SERVICE NOTES

1 May require use of original network.
2 Use high secondary tap and one 5 Volt @ 3 A winding.
3 M737 used in CH-153 chassis - no replacement.
4 M581 used in CH-153 chassis replaced by 26A05.
5 M575-D used in CH-153 chassis - no replacement.
6 Use original centering device.
7 Old lugs 5 - 4 - 3 - 1 - 6 - 7
New lugs 5 - 4 - 4 - 3 - 2 - 1
8 Old lugs 5 - 4 - 3 - 1 - 7 - 8
New lugs 5 - 4 - 4 - 2 - 7 - 8
Use original mounting bracket, use 2 turn filament windings.
9 PF-155 used in chassis C-200 & C-100 (late) replaced by Fly-252.
10 Connect & mount same as original, insulate width sleeve.
11 T-112/M-790A used in a few chassis - no replacement.
12 Mount with leads out top and connect same as original.
13 Mounting difference.
14 Use original yoke plug and connect the same as in original circuit.
15 T-102, M-847 used in model 71, 711 & chassis C-201 replaced by 24S51.
16 TV-8089 - no replacement; 416C replaced by 14-1060[19]; 416BRF replaced by 14-1027.
17 Disregard center tap.
18 Antenna loading coil replaced by 19-1002; 449-B replaced by 14-1026[1]; 416-C replaced by 14-1060[19].
19 Use primary winding.
20 Parallel coil with 22K resistor.
21 T-113, T-114, T-116, L-107 - no replacement.
22 M1028SC, TM1028, M1028 used in chassis 259 and 260 replaced by 24S52.
23 Y-109 used in chassis 159 (late production) replaced by Y-56 (use original plug and connect 3, 900 ohm, 1/2 watt resistor in series with the Horizontal C.T. lead).
24 TWF-110, TWF-110X, WF-90, TWF-90 all replaced by Fly-251.
25 Y-110/A, Y-114, P68-114, 362-114 all replaced by Y-53[14].
26 TM815D, M815D-1, TM1086 used in chassis 361, C-117 and X162 replaced by 26S13[13].
TM815E used in a few chassis replaced by 26S73[13].
M815D-2, TM815D-2 used in chassis C219, 362 replaced by 26S30.
27 TM1192CDS & TM1192C used in chassis C219, C117, 362, X162 replaced by 26R105[13].
TM1192, M1192, TM1018A used in a few models no replacement.
28 TM1028SC, TM1028 alternate replaced by 24S52.
M1372, TM1372 used in chassis 361, 362, C219 replaced by 26S48.
TM1085 used in chassis X162 replaced by 22S47[13].

PARTS LIST

USE THIS PAGE if PART NUMBER is available.

SILVERTONE

MFR'S. PART	REPLACEMENT
A-80-15-6	26C79
A1095	Fly 1
A1098	24R96
A1099	26A03
A1201	17-3497
A1202	17-3497
A1350-2	26S53
A1352	26S51
A1354	26S51
A1404	20C49[1]
A1406	26C44
A2304	HS 8
A3392	17-1003
A3393	17-3497[1]
A3395	16-3487
A3396	16-6758
A3397	17-3487
A3399	16-6758
A10100	Fly 1
A10104	Fly 59
A10105	26R20[10]
A10108	Fly 59
A10109	26R20
A10114-4	26S51
A10115-5	26S53
A10126	Fly 51
A10134	26A04
A10136	Fly 59
A10136	Fly 58
A10137	Fly 58
A10152	26S27
A23255-6	
A28253	19-3036
A28254	20-1020
A28255-1	19-3125
A28255-2	19-4201
A28255-3/-5	
A28255-4	
A28255-6	
A28258-1	WC 11
A28258-2	WC 11
A28259	WC 14
A28260	
A28261	Y 3
A28262	
A28263	HS 5
A28264	19-3001
A28273	
A28274	
A28276	19-1005
A28278-2	Y 5
A28278-3	Y 5
A28279/-1/-2	WC 15
A28280-19	19-1021
A28280-23	19-3001
A28280-24	
A28282	
A28286	20-1004
A28292/-G	WC 14
A28295-3	
A28301-3	Y 12
A28302-1E	Y 5
A28303	HS 7
A28305	17-1062
A28314	20-1020
A28317-3	Y 5
A28318-1	WC 23
A28322-1	Y 5
A28330	Y 5
A13A1139-1	17-1004
A13D1456	HS 5
A14D1479	HS 5
A17B1031	26C43[1]
B10106	24A87
B12C1122	24S52
B13H1369	20-1021
B13K1047	17-1043
B80-1	26A03
B80-1-2-C	26S06
B80-1-2-F	26S19
B80-3-2-C	26S24
B80-81-1-E	24S51
B80-126-1/C	24S64
B80-286	26S49
B80-377	26S25
C10-815B	Y 16[8,44]
C80-1-3B	Fly 168
C80-1-3B/H/R/S	Fly 168
C80-3-7B	26A05
C80-4-2C	26S24

MFR'S. PART	REPLACEMENT
C80-87-1A	24S96
C80-253	26S49
C80-292	26R95
C23087-1	26C41
C24776-1	26S49
D80-1-2G	26S06
D80-1-4L	Y 16[37,91]
D80-2-3A	Fly 127
D80-2-4J	Y 97
D80-5-4A/C/F	Y 97
D80-7-4A	Y 96
D80-8-2A	26S29
D80-9-3D	Fly 211
D80-10-3B	Fly 212
D80-10-4	Y 96
D80-13-3D/G	Fly 257
D80-14-3C/H	Fly 257
D80-17-3R/B	Fly 257
D80-18-3A/H	Fly 257
D80-19-3B	
D80-20-4B	Y 96
D80-26-3D	
D80-27-4A	Y 96
D80-28-3/A	Fly 257
D80-29-4/B/F	Y 96
D80-30-3/A	Fly 257
D80-32-3	Fly 257
D80-35-4F	Y 86
D80-36-4P	Y 96
D80-38-4/A	Y 96
D80-45-4/A	Y 86[3]
DC-140	Y 72
E25696	26R17
H23086	
LC-13	19-1006
LC-15	19-3001
LF-30	16-3487
LF-32	16-6758
LF-33	17-3498
LF-34	16-3487
LF-35	16-6758
LG-10017	HS 5
LGA-10017A	HS 5
LGA-100178	HS 5
LGA-10021A	26C43
M50A431	17-1063
M50A432	20-1020
M50A474/-G	20-1004
M50A475	17-1062
M50A476E	17-1069
M50A477	17-1063
M50B406	17-1033
M50B458	17-1064
M50B473	17-1033
M50B473-D	17-1033
M50B474	20-1004
M51A1243C	WC 33
M51A1261C	WC 14
M51A1288	17-1063
M51A1289	17-1063
M51B1071	WC 14
M51B1072-1	WC 11
M51B1153	HS 9
M51B1154	
M51B1155	
M51B1158	
M51B1159	
M51B1230	WC 11
M51B1231	20-1021
M51B1232	WC 14
M51B1242	HS 3
M51B1246	
M51B1277	WC 17
M51B1280	
M51B1287	
M51B1290	17-1063
M51B1335	WC 18
M51B1337	
M52C185	26R64
M52C196	26R27U
M52C199	26R66[1]
M52C204	26R24
M52C212	
M52C223	26R22
M52C224	
M53A180	Y 3
M53B009	19-3100
M53C194	Y 3
M53C195	Y 7
M53C197-B	Y 7[8]

MFR'S. PART	REPLACEMENT
M53C201-D	Y 7[8]
M53C202	Y 5
M53C203	Y 12
M53C217	Y 12
M55A128	26S52
M55A157	26S64
M55A166	26S52
M55B115	24A87
M55B128	26S52
M55B150	24S51[1]
M55B151-B	26S54
M55C115	24A87
M55C132	24S52
M55C133	Fly 5[63]
M55C134	24S52
M55C144	Fly 5
M55C149	Fly 12[83]
M55C152-B	Fly 12[83]
M55C154	Fly 5
M55C155	Fly 5
M55C156	Fly 8
M55C171	Fly 8
M56B117	26C41[1]
M56C116	26C41[1]
N22446-1-2	26A04
N22446-3	26A04
N22456	19-3001
N22500-3	19-3250
N22500-6	19-1006
N22500-8	19-1006[53]
N22500-9	19-3250[27]
N22500-10	19-1004
N22500-11	19-3300[62]
N22500-12	19-3500
N22500-19	19-1006[27]
N22561-1-2	26C93
N22561-5	26C92
N22561-6	26C93
N22562	WC 14
N22563	HS 3
N22905-1	26S52
N23085	Y 9[8]
N23098/-1	26C41
N23088-1	26C41
N23089	
N23090-1	26S51
N23091-1	
N23093	17-3401
N23094	17-3497
N23095	19-3001
N23112	
N23397	26R91
N23449	HS 5
N23490	24S50[1]
N23490-1	24S60
N23502-1	19-1004
N23541	26R33
N23542	21F03[1]
N23614	17-4501[1]
N23657	26S52
N23672	17-4502
N23673-1/-2	
N23802-1	Fly 49[1]
N23817	Y 9
N23837	
N23840	21F12[1]
N23842	21F03
N23894	WC 22
N23931-1	24S50
N24283	Y 9[8]
N24776-1/-5	26S49
N24807	Y 10[8]
N24989	Fly 12
N24990-1	26S54
N25322	17-1033
N25410	17-4500
N25411	17-4501
N25412	17-4502
N25413	17-4503
N25414	17-4504
N25415	17-4524
N25433	26R17
N25468-1	19-3100
N25468-5	19-3100
N25468-6	19-3036
N25468-8	19-3250[27]
N25474	17-4504
N25543	17-1031
N25609	20-1004
N25728-1	16-5712[1]

MFR'S. PART	REPLACEMENT
N25729-1	16-5714[1]
N25916	19-1000
N40027	
N40028	WC 17
N40513	Fly 16
N40532	WC 20
N40533	WC 22
N40537	Y 14[8]
N40925-1	26C41
N40926	26R92[10]
N40937	
N41020	WC 18
N41023-2	26S72
N41024	Fly 14[34]
N41032-2	26S53
N41092-1	26S70[1]
N41171/72	
N41173	17-5001
N41174	
N41176	17-1025[1]
N41177	16-3445
N41745-1	26A03
N41844	21F24[10]
N41852	Fly 60[36]
N41879	16-3445
N41884	WC 18[38]
N41887	WC 22[38]
N41984-1	26S72
N42135	17-4522
N42144/-1	22S52
N42504	Y 14[8,37]
N51018	26S48
NA22334-1	
NA23334-1	19-3001
NA23502-1	19-1004
PB10125	26A03
PB23802-1/-E	Y 5
PB28277	
PB28295/-2/-C	
PC5866	24S48
PC10107	Fly 59
PC10138	Fly 51
PC28263	
PC28278	Y 5
PC28330	Y 5
PMA51022	24S48
PMA52020	19-1020
PMA52021	17-1003
PMA52023	19-3100
PMA52024	19-3500
PMA52025	19-4201[27]
PMA52027	17-3497
PMA52028-1/-2	17-3400
PMA52029	17-1062
PMA52029-2	17-1063
PMA52104	17-1064
PMA52105	20-1020
PMA56000	Y 7[8]
PMA56001	WC 17
PMA56003	WC 22
PMA56004	26S54
PMA56005	26A03
PMA56019	WC 13[42]
PMB50003	
PMB50611	
PMB51005	24S52
PMB51005-2	24A87
PMB51018	24S48
PMB51019	
PMB51020	26S49[1]
PMB52019	HS 3
PMB52033	16-6758
PMB52049	17-5003[27]
PMB52050	17-5002[27]
PMB52051	17-4503[80]
PMB52052	17-5001
PMB52053	19-3001
PMB52104	17-1063
PMB52105	20-1020
PMB52106	17-1033[1]
PMB52107	
PMB52108	17-4503[1]
PMB52109	17-5003
PMB52110	17-5004
PMB52111	17-5004
PMB52121	17-5001
PMB52122	HS 3
PMB56011	
PMB56016	26S53
PMB56018	26C44[1]

MFR'S. PART	REPLACEMENT
PMB56037	26A03[1]
PMB56040	26S25
PMB56048	26S25
PMB97213	Y 7[8]
PMB97326	
PMC50003	
PMC50006	
PMC50034	
PMC56002	Fly 12
PMC56017	Fly 16[40]
PMC56038	Fly 125
PMC56039	Y 10[46,8,37]
PMC56044	Y 10[46,8,37]
PMC56049	Fly 127
PMC56050	Y 16[8,61]
PMC97281	Y 14[8]
PMD52033-1	16-6758
PMD52033-2	16-6758
R60518	16-6758[1]
R61107	14-1060
R62149	22R06[1]
R62174	22S56
R62175	20C53
R63929	24S51A[1]
R63936	19-3001
R63937	19-3001
R63946	19-3001
R63947	19-3001
R65426	17-1006
R65427	
R65428	24A87
R65432	26A31U
R65441	Fly 1
R65451	24S86[9]
R65452	WC 11
R65453	HS 8
R65454	FC 1
R65461	Y 3
R65463	26R94[10]
R65474	
R65479	17-1013
R65480	17-1011
R65497	
R65513	16-6758[1]
R65745	19-3001
R66180	19-3001
R66188	19-1004
R66189	19-1004
R66191	26R31U[1]
R66192	24S51A
R67122	
R67123	
R67133	26C77
R67143	
R67083	HS 7
R67304	26R94[10]
R67316	24S52[1]
R67800	16-6758
R67801	16-6758
R67802	16-3487
R67803	16-3487
R67804	
R67810	
R67885	24S52[1]
R70077	17-3402[1]
R70155	Fly 1
R70158	24S52[1]
R70181	17-1031
R70182	
R70189	26R00[13]
R70190	26R00[13]
R70519	
R70656	17-1004
R70834	16-3445[1]
R70930	Fly 1
T10-541	17-1062
T10-542	17-1063
T10-543	17-1062
T10-551	WC 11
T10-552	17-1033
T10-555	HS 5
T10-556	17-3400
T10-557	19-3093
T10-558	19-4400
T10-560	FC 3
T10-561	WC 14
T10-565	19-4412
T10-566	19-4200
T10-571	20-1004
T10-574	20-1021

MFR'S. PART	REPLACEMENT
T10-577	
T10-578	19-4412
T10-579	19-3500
T10-580	19-3180[27]
T10-581	20-1004
T10-582	WC 22
T10-583	HS 5
T10-587	20-1004
T10-588	
T10-590	19-3250
T10-591	19-3160[27]
T10-593	
T10-594	17-4531[1]
T10-595	17-5003[1]
T10-596	17-5004[1]
T10-597	
T10-600	19-3160
T10-601	19-3180
T10-602	WC 11[38]
T10-603	FC 3
T10-604	WC 22[38]
T10-607	19-4120
T10-609	19-3250
T10-617	
T10-658	
T10-659	17-4531[1]
T10-660	17-5003[1]
T10-662	
T10-666	17-5001[1]
T10-669	HS 3
T10-670	17-1006
T10-671	19-4250
T10-672	17-1064
T10-673	Y 10[46,61]
T10-674	20-1020
T10-675	17-1063
T10-676	19-3125
T10-677	17-5003
T10-678	17-5000
T10-679	17-5004
T10-680	17-5002
T10-682	Y 10[46,61]
T10-690	HS 9
T10-692	Y 10[46,61]
T10-695	17-5001
T10-696	Y 10[46,61]
T33-226	19-1006
T33-236	19-3001
T33-237	19-6022
T33-238	26C41
T80-253/-E	26S49
T80-257	
T80-261	26S52
T80-263	Fly 68
T80-264	26R95
T80-265/-G	Fly 68
T80-277	26S52
T80-278	
T80-279	Fly 68
T80-284	
T80-286	26S49
T80-287	26S52
T80-288	26A03[1]
T80-289	Fly 37[59]
T80-290	26S72[1,4]
T80-291	24S50[1]
T80-292	26R95
T80-293	
T80-294	26R90[10]
T80-316	26S25
T80-317	26A03[1]
T80-318	
T80-319	24S48
T80-320	Fly 125
T80-329	26S49
T80-342	24S51[1]
T80-370	Fly 24
T82-694	Y 5
T83-669	Y 5
T83-694	Y 5
T83-743	Y 7[8]
T83-776	Y 7[8]
TH10000	Fly 68[1]
THC1000A	Fly 68[1]
THC10002	WC 14
THC10003,E	Fly 68[1]
TL-265	19-4060
TL-266	19-3180
TL-267	19-3250
TL-983	WC 22

CONTINUED NEXT PAGE

Service notes may be found at the end of the SILVERTONE section.

PARTS LIST (CONTINUED)

USE THIS PAGE if PART NUMBER is available.

MFR'S. PART	REPLACEMENT
TL-995	
TL-998	
TLF114-D	17-1031[1]
TLF133-D	
TLF134-D	
TLF135-D	19-4160
TLF136-D	
TLF137-D	HVO 50
TLF139-D	
TLF142-D	17-3497[1]
TLF144-D	19-3001
TLF146-D	19-3001
TLF147-D	
TLF148-D	
TLF149-D	
TLF151-D	
TLF157-D	
TLF502/-D	19-4125
TLF503	19-3036
TLF504	19-4180
TLF505/-D	WC 11
TLF506/-DA	WC 14
TLF507	FC 1
TLF513-D	
TLF514-D	19-3660
TLF517-D	
TLF519-D	19-3100
TLF520-D	19-3001
TLF521-D	
TLF522-D	FC 3
TLF522/-1D	FC 3
TLF525-D	20-1004
TLF526-D	19-4201[50]
TLF528-D	
TLF527	
TLF529-D	
TLF531-D	17-3497[1]
TLF545-D/DA	
TLF551-D	
TLF552-D	17-3497[1]
TLF553-D	WC 18
TLF557-D	17-1031[1]
TLF560-D	
TLF562-D	19-3300
TLF566-D	HS 3
TLF567-D/1D	
TLF568-D	
TLF570-D	20-1004
TLF574-D	17-1063
TLF576-D	17-1063
TLF579-D	20-1004
TLF580-D	HS 7
TLF581-D	HS 8
TLF593-D	17-1062
TLF594-D	17-3497
TLF618-D	
TLF619-D	WC 14
TO10023[97]	WC 11
TOA/10023/-C	WC 11
TO10024	WC 14
TOA10024	WC 14
TO10034	24S48
TOC10034C	24S48
TO10045	26S51
TOB10045D	26S51
TOB10045/-D/-E	26S52
TO10051	26A03
TOA10051A	26A03
TOA10053	WC 14
TPC10005-A	26R95
TPC10011	26R95
TPC10018	26R95
TPM101-DA	
TSA10030B	17-1003
TSA10050/-A-B	20-1004
TSA10050C	20-1004
TSB10051	17-1033
TSB10051/-A	17-1033
TSA10054	17-1063
TSP-41-8	24S53
TTH-253-D	FLY 5[1]
TTR-105	26R17
TTR-106-D	26C79
TTR-106-1D/2D	26C79
TTR-106-2A	26C44[1]
TTR-152	24A88
TTR-152/-2	24A87
TTR-153	24S86
TTR-153-2D	26S78
TTR-153-4D	26S51

MFR'S. PART	REPLACEMENT
TTR-154	Fly 1
TTR-156	24S52
TTR-157/-D	HS 2
TTR-158	
TTR-159-D	Y 3
TTR-161-D/-3	24A87
TTR-161-1D/-2D	24A87
TTR-165-D	24S51
TTR-165-1D	26S51
TTR-170-D	26R95[56]
TTR-178-1D	26C41
TTR-179-D	24S51
TTR-181-D	Fly 1
TTR-182-D	26R95
TTR-185-1D/D	26S51
TTR-186-D/1D	Fly 1
TTR-188-D	26R15
TTR-195-2D	24S50
TTR-201-D	Y 5
TTR-208-D	Fly 2
TTR-209-D	Fly 5[1]
TTR-210	Fly 5
TTR-212	Fly 5
TTR-216-D	
TTR-217-D	Y 18
TTR-219-D	Fly 59[1]
TTR-220-D	Y 5
TTR-223-D	Y 5
TTR-224-D	Y 12[8]
TTR-226-D	26C78
TTR-227-D	Y 12
TTR-242-D	Y 5
TTR-252-D	Y 5
TTV-254-D	26S51
TVC-100-D	HVO 50
W115228	Y 6
W162056	
W162190	WC 17
W162326	
W505867	16-6758
W505905	16-3487
W505912	26S49
W506080	16-3487
W507321	17-3493
W507343	17-1003
W507367	19-7100
W507373	19-2400
W507374	19-4400
W507567	17-1004
W507586	19-1000
W507587	19-1007
W507590	19-3001
W507591	19-1021
W507791	Y 3
W507935	19-2400
W507970	19-3001
W507971	19-3001
W508058	Fly 1
W508059	26S51
W508060	26R82
W508061	17-3495
W508065	
W508069	19-4201
W508070	19-4201
W508076	26A03
W508077	HS 5
W508179	17-3498
W508195	14-1074
W508218	WC 27
W508341	26C93
W508552	
W508553	
W508555	19-1023
W508667	WC 20
W508674	26S52
W508675	Y 6
W508679	Fly 5[1]
W508702	
W508861	
W508883	Fly 5[1]
W508956	26S52
W508967	HS 5
W508971	Fly 5[1]
W508994	
W509056/-61	
W509061	
W509305	
W509361	WC 23
W509375	26S53[4]
W509376	24S51

MFR'S. PART	REPLACEMENT
W509380	26R21
W509384	Fly 5[1,2]
W509704	Y 6
W522519	HS 3
YD-10001	Y 6
YDB-10000A	Y 6
2TIF-403	
2TIF-404	
2TIF-405	
2TIF-407	
7T-145	24S05[1]
8T-157	26S04[1]
8T-564	
9T-111	
8-34-1	24S64
10-3-0	17-3497
10-3-1	17-3497
10-3-5	
10-4-3	
10-5-0	17-4538
10-6-0	
10-6-3	
10-7-2	17-5004
10-8-2	17-5014
10-8-5	
10-9-2	17-5002
10-9-3	
10-10-3	
10-11-0	17-3495
10-11-1	17-3495
10-11-5	
10-12-1	19-3125
10-12-5	
10-13-5	HS 22
10-14-3	
10-15-3	
10-15-2	
10-16-3	
10-17-2	17-5004
10-17-3	
10-17-5	
10-18-1	HS 3
10-18-2	17-5004
10-18-5	
10-19-0	
10-19-4	HS 7
10-20-5	
10-21-0	
10-21-2	17-3495
10-21-3	
10-21-5	
10-22-3	
10-23-2	
10-23-3	
10-24-3	
10-25-3	
10-25-1	17-1033
10-26-3	20-1044
10-26-5	
10-27-3	
10-27-5	
10-28-2	17-5014
10-28-3	
10-28-5	
10-29-2	
10-29-3	17-1072[24]
10-30-3	
10-30-5	HS 8
10-31-2	17-5004
10-31-3	
10-32-3	
10-33-1	
10-33-3	
10-34-0	
10-34-3	
10-34-5	HS 16
10-35-2	
10-35-3/-5	
10-36-5/-3	
10-37-3	
10-39-0	
10-40-2	
10-41-2/-3	16-6758
10-42-2	16-6758
10-42-3	
10-43-3	
10-44-3	
10-45-3	17-4500
10-48-5	20-1050
10-49-5	

MFR'S. PART	REPLACEMENT
10-50-0	
10-51-0	
10-52-0	
10-53-3	
10-54-0	20-1020
10-54-3	
10-55-3	
10-56-3	
10-57-5	
10-58-3	
10-59-3/-5	
10-60-5	
10-66-5	
10-67-5	
10-74-5	
10-75-5	
10-60-2	17-5014[113]
10-61-1	20-1020
10-64-1	19-3060
10-65-1	19-1010
10-66-1	19-3250
10-72-2	16-6787
10-73-2	16-6786
10-76-2	17-5003
10-77-2	
10-77-3	
10-82-2	
10-83-2	
10-86-1	19-3275
10-91-1	20-1020
10-94-1	
10-100-2	
10-116-2/A	16-6780
10-119-2	
10-120-1	17-1072[24]
10-121-0/-1	
10-122-1	19-1002
10-124-1	19-1004
10-126-1	19-3250
10-127-1	19-3300
10-128-1	19-4200[32]
10-136-1	19-1002
10-143-2	
10-146-1	
10-147-1	19-3275
10-148-1	19-3060
10-149-1	19-3036
10-150-1	19-3275
10-152-1	17-1072[24]
10-155-1	19-1002
10-163-2	
10-164-2	
10-166-1	19-3275
10-166-2	20-1052
10-167-1	
10-169-1	19-1002
10-170-1	19-3275
10-172-1	19-1002
10-172-2	
10-173-2	
10-174-2	
10-175-2	
10-176-2	
10-177-2	17-4522
10-178-1	24S53
10-183-1	19-3180
10-198-1	19-3125
10-202-1	19-4060
10-206-1	
10-207-1	19-3275
10-209-1	
10-211-1	
10-212-1	
10-213-1	
10-217-1	19-4073
10-219-1	19-3036
10-223-1	19-4060
10-225-1	19-4500
10-270-1	
10-590	19-3250
10-609	19-3250
10-671	19-4250
10-674	20-1020
10-676	19-3125
10-677	17-5003
10-678	17-5001
10-679	17-5001
10-680	17-5002
10-689	17-3497
10-690	HS 3

MFR'S. PART	REPLACEMENT
10-691	
10-692	Y 10
10-697	19-3001
10-698A/-D	Y 16[8,37]
10-699	Y 10
10-709	
10-710	
10-711	
10-738	
10-743	
10-781	17-3495
10-785	20-1049
10-786	17-4524
10-787	17-5001
10-788	19-3075
10-789	19-1006
10-790	19-3250[27]
10-791	
10-792	Y 18[61,91]
10-800	
10-815	Y 16[8,44]
10-826	
10-827	
33-244	26C77
33-245[121]	26C92
33-246	19-3001
33-248	
38G53	24S48
50-688	17-5001[1]
50A341	17-1063
50A431	17-1063
50A432	20-1020
50A623	
50A654	17-5004[1]
50B58	17-1064
50B406	17-1033
50B458	17-1064
50B622	HS 3
50C648	HS 9
51-2100	19-3180[66]
51-2101	19-4400[27]
51-2102	19-3100
51-2103	20-1020
51-2104	20-1049
51-2105	17-4522
51-2166	
51-2167	17-4534
51-2168	
51-2169	HS 5
51A1166	
51A1854	17-1062
51A1857	20-1005
51A1858/59	20-1020
51A1861	17-1003
51A1862	
51A1925	20-1049
51A1926	
51A1927	17-4501
51A1947	19-3500[27]
51A1952	19-3075[109]
51A1996	20-1020
51A1997	19-5100
51B1154	
51B1155	
51B1948	17-4501
51B1996	20-1020
51B2109	HS 5
51C1875	19-4950[27]
51C1876	19-3500[27]
52C314	
52C322	26F64
52C341	
52C342	
53-396	Y 16[8,46]
53A282	19-3001
53A307	19-1006
53A342	19-1004
53C396	Y 60[37]
53D324	Y 11[46,61]
53D325	Y 16[8,37]
55-301	Fly 146
55-303	26S85
55A303	26S85
55B248	24S53
55B250	26A05
55B251	Fly 25
55B253	Fly 25
55B260	26S76
55B266	Fly 25
55B270	Fly 25[1,4]

MFR'S. PART	REPLACEMENT
55B274	Fly 25
55B283	Fly 25[84]
55C249	26S17
55C260	26S76
55C284	26S77
55C301	Fly 146
55C302	24S48
55D270	Fly 25
55D274	Fly 25[87]
55D285	Fly 109
56A250	26C77
56B187	26C41
56B224	26C77
80-1-2	26S06
80-1-3/-3Q	Fly 168
80-1-3B	Fly 168
80-1-4	Y 97
80-1-5	
80-1-7	26A03
80-2-2	26S25
80-2-3	Fly 127
80-2-4/-H	Y 97
80-2-5	
80-3-2	26S24
80-3-3	Fly 168
80-3-3F	
80-3-5A	
80-3-7	26A05
80-4-2	26S24
80-4-3F	Fly 168
80-4-5	
80-5-4	Y 97
80-5-5	
80-6-1	24S49
80-6-3	Fly 168
80-7-2	26S24
80-7-4	Y 96
80-7-5	
80-8-2/A	26S29
80-8-3	Fly 211
80-9-2	
80-9-3/D	Fly 211
80-9-4/A	Y 96
80-10-0	
80-10-2/2A/E/F	26S29
80-10-3/B	Fly 212
80-10-4	Y 96
80-10-5	
80-11-2/A/B	26S30
80-11-4	Y 96
80-11-5	
80-12-3/C	Fly 212
80-12-4	Y 96
80-13-2/E	26S24
80-13-3/G	Fly 257
80-13-4	Y 96
80-13-5	
80-13-6	26C80
80-14-2	26S86
80-14-3	Fly 257
80-15-2/A	26S23
80-15-3	Fly 212
80-15-6	26C79
80-16-3	
80-16-4	Y 96
80-16-20	Y 96
80-17-3	Fly 257
80-17-3R	
80-17-4	Y 97
80-18-3/H	Fly 257
80-19-3	
80-19-6/C	26C80
80-20-2	26S23
80-20-4/L	Y 96
80-20-6/B	26C79
80-21-1	24S48
80-21-3	
80-21-4	Y 96
80-22-4	Y 96
80-23-6	26C81
80-24-4	Y 97
80-24-6/B	26C78
80-25-3	Fly 273
80-25-4/A/B	Y 97
80-26-3/K	
80-27-4/A	Y 96
80-28-31A	Fly 257
80-29-4/F	Y 96
80-31-4	Y 107
80-33-0	

CONTINUED NEXT PAGE

Service notes may be found at the end of the SILVERTONE section.

PARTS LIST (CONTINUED)

USE THIS PAGE if PART NUMBER is available.

SILVERTONE

MFR'S. PART	REPLACEMENT	MFR'S. PART	REPLACEMENT	MFR'S. PART	REPLACEMENT	MFR'S. PART	REPLACEMENT	MFR'S. PART	REPLACEMENT	MFR'S. PART	REPLACEMENT
80-34-1	24S64	80-169-1	26S48	80-378	24S48	1785-47	19-3001	102201	19-3060	509342	19-4400
80-35-4	Y 86	80-170-1/C	22S35	80-380	26A03	1894-1/-2	19-3001	105196	WC 35	509376	24S51
80-38-3/D		80-172-1/A/D	26S49	80-382		1911-5	19-6033	105294	17-3417	509378	17-3042[26]
80-38-4/A	Y 96	80-188-1		80-386	21F24[1,10]	1921-1		105295		509603	17-3401
80-41-0		80-192-116	24S53	80-389	24S61	1984-17	19-3001	106383	20-1050	509613	17-1003
80-41-1		80-198-1A	22S34	80-390	Fly 126	2266-1		109171	19-3600	509706	17-3493
80-42-4	Y 96	85C186	24S50	80-411	Fly 126	2309-5		109221		520487	26R21
80-45-0	22R20U[1]	80-264	26R95	80-413		3292-501		109237	HS 8[38]	520489	Fly 5[1,2]
80-45-4	Y 86[3]	80-317	26A03[1]	80-414		3612-1		109251		520518	19-3001
80-52-0/08		80-318		80-415	Fly 127	3656-502		109252	17-3418	520520	19-3001
80-54-0/A		80-319	24S48	83-319		5382-1		109253	17-3419	520620	19-3180
80-63-0	24S51	80-325	26S25	100-0040	Y 46	23095	19-3001	109254		520689	19-3180
80-63-1	24S51	80-326	Fly 127	118-0020	19-1005	25322	17-1033	109255		520702	
80-71-1		80-328	26A03	119-0026		25468-10	19-3093	109261	20-1052	520714	19-3001
80-72-D	26R15U	80-334		119-0027		25468-22	19-4121	109286	26R150	520715	17-1004[1]
80-72-1	24S48	80-336	Fly 127	119-0028		25468-23	19-3125	109838	19-3093	520734	19-1021
80-78-1	22S86	80-342	26S49	120-0023		25468-24	19-4201	109840	19-3060	520942	Y 7[8]
80-80-1/1B	24S48	80-345		120-0027		25468-29	19-3180[27]	109845	Y 107	520943	HS 9
80-81-1	24S51	80-347	26S54	127-0002		25468-30	19-3500[27]	109850	26S86	520951	
80-87-1/1A	24S96	80-352	26S72	131-2034	19-4160	25468-31	19-4121	505795	16-6758	520975	26S53[4]
80-98-1	24S17	80-353	26S49	131-2036	19-3060	40937	17-1031[1]	505905	16-3487	520977	17-1063
80-21-1	24S48	80-361	Fly 127	131-2037	19-3375	41177	16-3445	506080	16-3487	520979	17-1062
80-106-1	24S43	80-363	Fly 127	132-0022		41848	20-1045	506332	16-3487	520980	26A03
80-110-1	22S86	80-364C		143-0095	24S83	41849	20-1049	506333	16-6758	520984	19-3160[27]
80-117-1	24S51	80-368	Fly 126	145-0020	26C44	41879	16-3415	506709	24R04	520985	19-3660
80-126-1/C	24S64	80-371	26A04	241-0047	26S29	42027	17-4532	507343	17-1003[1]	520986	19-3660
80-134-1		80-372		241-0049	Fly 210	42135	17-4523	507584	17-1004[1]	521066	Fly 24[1,7]
80-135-1	24S51	80-373		241-0050	Fly 210	44282-1		508341	26C93	522020	19-1004
80-136-1	24S48	80-375	Fly 127	301-1	19-3001	4697-1/2		508486	24S51A[1]	53377	Y 10[8,89]
80-137-1		80-376	Fly 127	301-6	19-3001	100037	26S48	509340	19-3660	55248	24S50
80-149-1/1B/B	24S83	80-377	26S25	301-9	19-3001	102134	26C81	509341	19-3250	80413	

MODEL INDEX

MODEL	COLUMN NUMBER	MODEL	COLUMN NUMBER	MODEL	COLUMN NUMBER	MODEL	COLUMN NUMBER	MODEL	COLUMN NUMBER	MODEL	COLUMN NUMBER
N9124	53	PC-154-5	61	PC-196	62	PC-1154	61	PC-2132	61	PC-2185	70
N9125	53	PC-156	61	PC-196-5	62	PC-1155	61	PC-2133	61	PC-2186	70
PC-100	53	PC-156-5	61	PC-1100	53	PC-1158	61	PC-2134	61	PC-2187	70
PC-100-5	53	PC-160	62	PC-1101	53	PC-1158A	61	PC-2135	61	PC-3100	68
PC-101	53	PC-160-5	62	PC-1102	53	PC-1159	61	PC-2136	68	PC-3100A	73
PC-101-5	53	PC-161	62	PC-1103	53	PC-1159A	61	PC-2137	68	PC-3101	68
PC-102BE/GY	53	PC-161-5	62	PC-1104	63	PC-1160	64	PC-2138	68	PC-3101A	73
PC-102-5BE/GY	53	PC-162	62	PC-1105	63	PC-1161	64	PC-2139	68	PC-3102	68
PC-103	53	PC-162-5	62	PC-1106	64	PC-1162	64	PC-2140	67	PC-3103	68
PC-103-5	53	PC-163	62	PC-1107	64	PC-1163	64	PC-2141	67	PC-3104	73
PC-104BL/GY/TA	56	PC-163-5	62	PC-1108	63	PC-1164	64	PC-2144	73	PC-3105	73
PC-104-5BL/GY/TA	56	PC-164	62	PC-1110	63	PC-1165	64	PC-2145	73	PC-3106	72
PC-106AQ/DS/GY	59	PC-164-5	62	PC-1111	53	PC-1166	65	PC-2146	68	PC-3107	72
PC-105-6AQ/DS/GY	59	PC-165	62	PC-1112/-7	63	PC-1170	65	PC-2147	68	PC-3110	73
PC-110	53	PC-165-6	62	PC-1113/-7	63	PC-1184	65	PC-2148	68	PC-3111	73
PC-110-5	53	PC-170	61	PC-1114	64	PC-1186	65	PC-2149	68	PC-3112	72
PC-114	61	PC-170-5	61	PC-1114M	64	PC-1188	65	PC-2150	69	PC-3113	72
PC-114-5	61	PC-172	61	PC-1116	64	PC-1190	61	PC-2151	69	PC-3114	73
PC-116	61	PC-172-5	61	PC-1118CH/L	64	PC-1191	61	PC-2152	69	PC-3115	73
PC-116-5	61	PC-180	62	PC-1119CH	64	PC-1192	61	PC-2153	69	PC-3136	73
PC-118B	59	PC-180-5	62	PC-1120	53	PC-1193	61	PC-2154	69	PC-3137	73
PC-118B-5	59	PC-180-5A	62	PC-1121	53	PC-1194	61	PC-2155	69	PC-3140	73
PC-118CH/L	56	PC-180A	62	PC-1122	63	PC-1195	61	PC-2156	69	PC-3141	73
PC-118-5CH/L	56	PC-181	62	PC-1122A	63	PC-1196	61	PC-2157	69	PC-3142	73
PC-118A-CA/L	56	PC-181-5	62	PC-1123	63	PC-1197	61	PC-2160	64	PC-3143	73
PC-118A-5CH/L	56	PC-182	62	PC-1123A	63	PC-1198	61	PC-2161	64	PC-3144	73
PC-120	53	PC-182-5	62	PC-1124	63	PC-1199	61	PC-2162	64	PC-3145	73
PC-120-5	53	PC-182-5A	62	PC-1126	53	PC-2100	63	PC-2163	64	PC-3146	73
PC-130	61	PC-182A	62	PC-1127	53	PC-2101	63	PC-2164	64	PC-3147	73
PC-130-5	61	PC-183	62	PC-1130	61	PC-2104	63	PC-2165	64	PC-3150	72
PC-130A	61	PC-183-5	62	PC-1131	61	PC-2105	63	PC-2166	68	PC-3151	72
PC-130A-5	61	PC-184	62	PC-1132	61	PC-2106	64	PC-2167	68	PC-3152	72
PC-132	61	PC-184-5	62	PC-1133	61	PC-2107	64	PC-2170	69	PC-3153	72
PC-132-5	61	PC-185	62	PC-1134	53	PC-2112	68	PC-2171	69	PC-3154	72
PC-132A	61	PC-185-5	62	PC-1135	53	PC-2113	68	PC-2172	69	PC-3155	72
PC-132A-5	61	PC-186	62	PC-1136	53	PC-2114	68	PC-2173	69	PC-3156	72
PC-144	53	PC-186-5	62	PC-1137	53	PC-2115	68	PC-2174	69	PC-3157	72
PC-145	35	PC-187	62	PC-1144	63	PC-2120	68	PC-2175	69	PC-3158	72
PC-146	53	PC-187-5	62	PC-1144A	73	PC-2121	68	PC-2178	69	PC-3159	72
PC-147	53	PC-190	61	PC-1145	63	PC-2122	68	PC-2178W	69	PC-3160	72
PC-150	61	PC-190-5	61	PC-1145A	73	PC-2123	68	PC-2179	69	PC-3160A	72
PC-150-5	61	PC-192	61	PC-1150	63	PC-2124	68	PC-2179W	69	PC-3161	72
PC-152	61	PC-192-5	61	PC-1151	61	PC-2125	68	PC-2180	70	PC-3161A	72
PC-152-5	61	PC-194	62	PC-1152	61	PC-2130	61	PC-2181	70	PC-3162	72
PC-154	61	PC-194-5	62	PC-1153	61	PC-2131	61	PC-2184	70	PC-3162A	72

CONTINUED NEXT PAGE

Service notes may be found at the end of the SILVERTONE section.

MODEL INDEX
(CONTINUED)

MODEL	COLUMN NUMBER
PC-3163	72
PC-3163A	72
PC-3164	72
PC-3164A	72
PC-3165	72
PC-3165A	72
PC-3166	72
PC-3166A	72
PC-3167	72
PC-3167A	72
PC-3170	72
PC-3170A	72
PC-3171	72
PC-3171A	72
PC-3172	72
PC-3172A	72
PC-3173	72
PC-3173A	72
PC-3190	73
PC-3191	73
PC-3194	71
PC-3195	71
PC-3196	71
PC-3197	71
PC-3198	71
PC-3199	71
PC-4100	76
PC-4101	76
PC-4102	76
PC-4103	76
PC-4104	76
PC-4104B	44
PC-4105	76
PC-4106	76
PC-4107	76
PC-4111	78
PC-4113	78
PC-4115	77
PC-4115A	77
PC-4117	77
PC-4117A	77
PC-4123	77
PC-4123A	77
PC-4125	78
PC-4136	78
PC-4137	78
PC-4137A	78
PC-4140	78
PC-4140A	78
PC-4141	78
PC-4141A	78
PC-4142	78
PC-4142A	78
PC-4143	78
PC-4143A	78
PC-4144	78
PC-4144A	78
PC-4145	78
PC-4145A	78
PC-4146	78
PC-4146A	78
PC-4147	78
PC-4147A	78
PC-4148	78
PC-4148A	78
PC-4149	78
PC-4149A	78
PC-4151	79
PC-4153	79
PC-4155	79
PC-4157	79
PC-4159	79
PC-4161	77
PC-4163	77
PC-4165	77
PC-4167	77
PC-4169	77
PC-4170	78
PC-4170A	78
PC-4171	78
PC-4171A	78
PC-4173	78
PC-4173A	78
PC-4174A	78
PC-4175	78
PC-4177	79
PC-4179	79
PC-5100/A	46
PC-5101/A	46
PC-5106/A	46
PC-5107/A	46
PC-5110/A	46
PC-5110CX	46
PC-5112/A	46
PC-5112CX	46
PC-5113	81
PC-5114/B/C/D	46
PC-5115/B/C/D	46
PC-5116/B/C/D	46
PC-5117/B/C/D	46
PC-5118	81
PC-5118A	46
PC-5119	81
PC-5119A	46
PC-5120	80
PC-5121	80
PC-5122	81
PC-5124	46
PC-5125	46
PC-5126/A	46
PC-5127	46
PC-5128/B/C/D	46
PC-5129/B/C/D	46
PC-5130/A/B/C/D	46
PC-5131/B/C/D	46
PC-5132A	46
PC-5133A	46
PC-5134	46
PC-5135	46
PC-5136	46
PC-5137	46
PC-5161/71	46
PC-5190/A/B	46
PC-5191/A/B	46
PC-5192/A/B	46
PC-5266	46
PC-5270	46
PC-5281	46
PC-6100	44
PC-6101	44
PC-6102A	44
PC-6106	44
PC-6107	44
PC-6108	44
PC-6110	44
PC-6111	44
PC-6112	44
PC-6113	44
PC-6114	44
PC-6115	44
PC-6116	44
PC-6117	44
PC-6118	44
PC-6120	44
PC-6121	44
PC-6122	45
PC-6123	45
PC-6124	45
PC-6128/A	44
PC-6129/A	44
PC-6130/A	44
PC-6131/A	44
PC-6132	45
PC-6133	45
PC-6136	44
PC-6160	44
PC-6161	44
PC-6164	44
PC-6165	44
PC-6166	44
PC-6167	44
PC-6170	44
PC-6171	44
PC-6172	44
PC-6173	44
PC-6174	45
PC-6175	45
PC-6176	45
PC-6177	45
PC-6178	45
PC-6179	45
PC-6184	45
PC-6185	45
PC-6186	45
PC-6187	45
PC-6190/A	44
PC-6191	44
PC-6192/A	44
PC-6193	44
PC-7100/Y/Z	41
PC-7100A/AY/AZ	41
PC-7101A/AY/AZ	41
PC-7101/Y/Z	41
PC-7102R/S/T	41
PC-7103R	41
PC-7106	44
PC-7106A	47
PC-7107A	47
PC-7108A	47
PC-7110/A	41
PC-7111/A	41
PC-7112/A	41
PC-7113/A	41
PC-7114	47
PC-7115	47
PC-7116	47
PC-7117	47
PC-7120	47
PC-7121	47
PC-7122	47
PC-7123	47
PC-7124	47
PC-7126A	41
PC-7127A	41
PC-7128	47
PC-7129	47
PC-7130	47
PC-7131	47
PC-7132	48
PC-7133	48
PC-7134	48
PC-7135	48
PC-7136	47
PC-7164	47
PC-7165	41
PC-7166	41
PC-7167	41
PC-7172	47
PC-7173	47
PC-7174	48
PC-7175	48
PC-7176	48
PC-7177	48
PC-7178	48
PC-7179	48
PC-7190	47
PC-7191	47
PC-7192	47
PC-8100BE	50
PC-8100GR	50
PC-8101BE	50
PC-8101GR	50
PC-8103AQ	50
PC-8103CL/YL	50
PC-8107	50
PC-8110	50
PC-8112	50
PC-8114	50
PC-8116	50
PC-8150	50
PC-8152	50
PC-8154	50
PC-8156	50
PC-8158	50
PC-8172	50
PC-8174	50
PC-8176	50
PC-8182	50
PC-8196	50
PC-8198	50
PC-9100EB/FG	53
PC-9101EB/FG	53
PC-9102AQ	53
PC-9102CL	53
PC-9102CO	53
PC-9102GY	53
PC-9103AQ	53
PC-9103BL	53
PC-9103CL	53
PC-9103CO	53
PC-9103GY	53
PC-9104AQ/GY/TA	56
PC-9105AQ/GY/TA	56
PC-9110	53
PC-9111	53
PC-9114	54
PC-9115	53
PC-9116	53
PC-9117	53
PC-9118	54
PC-9118A	56
PC-9119	54
PC-9119A	56
PC-9124	53
PC-N9124	53
PC-9125	53
PC-N9125	53
PC-9130	53
PC-9131	53
PC-9132	53
PC-9133	53
PC-9134	53
PC-9135	53
PC-9136	53
PC-9137	53
PC-9150	53
PC-9151	53
PC-9154	53
PC-9155	53
PC-9156	53
PC-9157	53
PC-9158	53
PC-9158.5	53
PC-9159	53
PC-9159.5	53
PC-9160	55
PC-9160A	60
PC-9161	55
PC-9161A	60
PC-9162	55
PC-9162A	60
PC-9163	55
PC-9163A	60
PC-9170	53
PC-9171	53
PC-9172	53
PC-9173	55
PC-9184	55
PC-9184A	60
PC-9185	55
PC-9185A	60
PC-9186	55
PC-9186A	60
PC-9187	55
PC-9187A	60
PC-9188	55
PC-9188A	60
PC-9188.5A	60
PC-9189	55
PC-9189A	60
PC-9189.5A	60
PC-9190	53
PC-9191	53
PC-9192	53
PC-9193	53
PC-9194	55
PC-9194	60
PC-9195	55
PC-9195	60
PC-9196	55
PC-9196	60
PC-9197	55
PC-9197	60
PC-21041	68
PC-21051	68
PC-21061	69
PC-21071	69
PC-21361	68
PC-21371	68
PC-21381	68
PC-21391	68
PC-21461	68
PC-21471	68
PC-21481	68
PC-21491	68
PC-21501	71
PC-21511	71
PC-21521	71
PC-21531	71
PC-21541	71
PC-21551	69
PC-21571	69
PC-21601	69
PC-21611	69
PC-21621	69
PC-21631	69
PC-21641	69
PC-21651	69
PC-21905	67
PC-21915	67
PC-21925	67
PC-21926	67
PC-21935	67
PC-21936	67
PC-21941	71
PC-21951	71
PC-21961	71
PC-21971	54
PC-31045	73
PC-31055	73
PC-31065	72
PC-31075	72
PC-31941	71
PC-31951	71
PC-31961	71
PC-31971	71
PC-31981	71
PC-31991	71
PC-41102	46
PC-41122/A	46
PC-41282/A	46
PC-41292A	46
PC-41302/A	46
PC-41312A	46
PC-41571	79
PC-41771	71
PC-110419/A	63
PC-110519/A	63
57PC78X/79X	18
57C143M/W	18
57PC177/78	18
100	53
100-5	53
101	53
101	35
101-5	53
101A	35
102/A	35
102BE/GY	53
102-5BE/GY	53
103	53
103-5	53
104BL/GY/TA	56
104-5BL/GY/TA	56
105	14
106	15
106AQ/DS/GY	56
106-5AQ/DS/GY	56
107	15
108	35
110	23,53
110-5	53
110A	23
111	8
112	24
113	8
114	23,61
114-5	61
115	7
116	8,61
116-5	61
116A	18
118B	56
118B-5	56
118CH/L	56
118-5CH/L	56
118A-CH/L	56
118A-5CH/L	56
120	25,53
120-5	53
121-17	43
122	25,66
122-20/A	43
123	66
123-20/A	43
124	66
125	23,66
125B	23
126	66
127	66
127-12	8
130	61
130-5	61
130A	61
130A-5	61
131/A	8
132	7
132-5	61
132A	61
132A-5	61
133	1
134	8
135	7
137	35
138	35
139/40	8
141	15
142	2
143/A	2
144	25,53
145	53
146	53
147	53
149	1
150	61
150-5	61
150-14	27
151-16/17	31
152	61
152-5	61
152-16	37
152-16A	37
153-16	25
154	61
154-5	61
156	61
156-5	61
159	25
160	62
160-5	62
160-12	35
161	62
161-5	62
161-16	2
162	62
162-5	62
162-16	8
162-17	8
163	62
163-5	62
163-16	25
164	62
164-5	62
164-14	26
165	62
165-5	62
165-16	2
166-16	28
166-17	28
167-16/A	36
168-16	35
169-16	28
170	61
170-5	61
170-16	28
172	61
172-5	61
173-16	7
175-16/16A	35
176-19	35
177-19	7
179-16	16
180	62
180-5/5A	62
180A	62
181/-5	62
182/-5	62
182-5A	62
182A	62
183/-5	62
184/-5	62
185/-5	62
185-16	36
186/-5	62
186-19	36
187/-5	62
187-16	7
188-16	7
189-16	1
190/-5	1
191-16	7
192/-5	61
192-16	7
194/-5	62
194-16	16
196/-5	62
1100	53
1101	53
1102	53

CONTINUED NEXT PAGE

MODEL INDEX
(CONTINUED)

SILVERTONE

MODEL	COLUMN NUMBER
1104	63
1105	63
1106	64
1107	64
1108	63
1110	53
1111	53
1112/-7	63
1113/-7	63
1114	64
1114M	64
1116	64
1116-16	7
1117-12	7
1117-17	7
1118CH/L	64
1119CH	64
1120	53
1121	53
1122	63
1122A	63
1123	63
1123A	63
1124	63
1126	53
1127	53
1130	61
1130-17	7
1130A-17	7
1131	61
1132	61
1133	61
1134	53
1135	53
1135-17	7
1136	53
1137	53
1141-20	7
1144	63
1144A	73
1145	63
1145A	73
1145-20	7
1150	61
1150-14	28
1151	61
1152	61
1153	61
1154	61
1155	61
1158/A	61
1159/A	61
1160	64
1161	64
1161-17	9
1162	64
1162-16/17	7
1162-17	7
1163	64
1164	64
1165	64
1166	65
1166-17	28
1170	65
1171-17	9
1172-17	7
1173-20	7
1175-21	29
1176-21	3
1180-20	7
1181-20	7
1182-21	29
1183-20/21	7
1184	65
1184-20	31
1186	65
1186-21	3
1188	65
1188-20	7
1189-21	29
1190	61
1191	61
1191-17	7
1192	61
1193	61
1194	61
1195	61
1196	61
1197	61
1198	61
1199	61
1260/1/6/8	18
1268-21	18
1270/21	18
1271/21	18
1272/21	18
1273/21	18
1274/21	18
1275/21	18
1297/8/9	18
2100	63
2100	7
2100A	9
2101	63
2101/A	43
2104	63
2105	63
2105/A	11
2106	64
2107	64
2110A	31
2111/12	31
2112	68
2113	68
2114	68
2115	68
2115/B	31
2120	68
2121	68
2122	68
2123	68
2124	68
2125	68
2130	3
2130	61
2131	61
2132	61
2133	61
2134	61
2135	61
2136	68
2137	68
2138	68
2139	68
2140	9
2140	67
2141	67
2144	73
2145	73
2145A/B	11
2146	68
2147	68
2148	68
2149	68
2150	7
2150A	9
2150B	31
2151	67
2152	67
2153	67
2154	67
2155	67
2156	67
2157	67
2160	31
2160	64
2161	64
2162	31
2162	64
2163	64
2164	64
2165	64
2166	68
2167	68
2170	69
2170C/D/E	3
2170F	30
2171	69
2172	3
2172	69
2173	69
2174	11
2174	69
2175	69
2178/W	69
2179/W	69
2180	70
2181	70
2184	70
2185	70
2186	70
2187	70
2195-21	3
2260/4/5/6	18
2276-77	18
2278/79	18
2280	18
2286/87	18
2289	18
2290/7/8	18
3100/A	9
3100	68
3100A	73
3100X	33
3101	9
3101	68
3101A	73
3102	9
3102	68
3102X	33
3103	9
3103	68
3103A	33
3104	73
3104A	33
3105	11
3105	73
3106	11
3106	72
3107	72
3109	30
3110	73
3110/A	31
3110B	30
3110X	33
3111	73
3112	9
3112	72
3112A/13	30
3112C	32
3112X	33
3113	72
3114	73
3115/A	31
3120	9
3120	74
3121	74
3124	74
3125	74
3126	74
3127	3
3127	74
3128	74
3129	74
3130	9
3131	9
3136	4
3136	73
3136A	11
3137	73
3140	9
3140	73
3141	73
3142	73
3143	73
3144	73
3145	11
3145	73
3146	11
3146	73
3147	73
3149	9
3150	9
3150	72
3150J	9
3150L	30
3151	9
3151	72
3151B/C/A	30
3152	72
3153	72
3154	72
3155	72
3156	72
3157	72
3158	72
3159	72
3160/A	31
3160/A	72
3161/A	72
3162	72
3163	72
3163A	72
3164	72
3164A	72
3165	72
3165A	72
3166	72
3166A	72
3167	72
3167A	72
3170	11
3170	30
3170	72
3170A	9
3170A	72
3170B	3
3170C/D	30
3171	11
3171	72
3171A	30
3171A	72
3172/A	72
3173/A	72
3174/A	11
3175/A	11
3177	3
3177A	4
3181/5	4
3187	3
3187A	4
3190	3
3190	73
3191	73
3191A	11
3194	71
3195	3
3195	71
3196	71
3196A	13
3197	71
3198	71
3199	71
3260/61	18
3263	18
3264/5/6	18
3268/71	18
3271A	18
3272/A	18
3273/A	18
3274/A	18
3275/A	18
3276/7	18
3280	18
3284	18
3289/90	18
3291/2/3	18
3295/6/7	18
3298/9	18
3360/1	18
3364/5/6	18
3368	18
3371/A	18
3372/A	18
3373	18
3374/A	18
3375/A	18
3376/7	18
3378/9	18
3380/9	18
3390	18
3391/2/3	18
3395/A	18
3396/A	18
3397/8/9	18
4100	76
4101	9
4101	76
4102	76
4102	9
4103	9
4103	76
4103A	34
4104	76
4104B	44
4105/6	9
4105/6	76
4107	76
4107/A	33
4108	18
4108/A	33
4109/A	34
4110	33
4110B	17
4111	30
4111	78
4111A	33
4112	33
4112B	17
4113	30
4113	78
4113A/B	33
4114	30
4114A/B/C	33
4114W	18
4115	30
4115/A	77
4116	30
4116W	18
4117	30
4117/A	77
4117W	18
4118	30
4118B/C	33
4118W	18
4119	75
4119	30
4119A	33
4119W	18
4120/A	18
4121	78
4121/B	44
4123/A	78
4124	33
4125	33
4125	78
4126	18
4126	30
4126A/B/D	33
4127	18
4127	30
4127A	32
4127C/D	33
4127W	18
4128	30
4128A	18
4128A/B	33
4129	30
4129A	18
4129A/B/C	33
4129C	33
4129W	19
4131	33
4132/B	33
4133/B	33
4135/B	33
4136	78
4137	78
4139	30
4139A	33
4140/D	30
4140	78
4140E/ER	33
4141A	78
4142	33
4142	78
4142H	33
4143/D	30
4143A	78
4143H	33
4144	78
4144	33
4145A	78
4145/F	30
4145D/DR	30
4146	78
4147A	78
4148	78
4149A	78
4149	30
4149E	33
4149ER	33
4149H	33
4150/D	30
4150E/ER	33
4150H	33
4151	79
4152H	33
4153	30
4153	79
4153D	30
4153D	32
4153E/H	32
4155	79
4155/D	30
4155D	32
4155E/ER/H	33
4159	79
4161	77
4163	77
4165	77
4167	77
4169	77
4170	12
4170/A	78
4170/73	18
4171/A	78
4173/A	78
4175/A	78
4177	79
4179	79
4190	74
4191	74
4194	74
4195	74
4282	18
4283	18
4284	18
4285	18
4296	18
5100/A/AA	34
5101/A	34
5106/A/AA	34
5106B	34
5106-2	38
5107/A/B	34
5110	81
5110A/C/CC	34
5111	18
5111	33
5111B	17
5112	81
5112/A	34
5112C	34
5113	81
5113	18
5113	33
5113B	17
5114	81
5114	34
5114-2/-2W	38
5114B/C	34
5114D	34
5115	81
5115/A/B/C/D	34
5115-2	38
5116/B/C/D	34
5116	81
5116-2	38
5117	81
5117A/B/C/D	34
5118	18
5118	33
5118	81
5119	18
5119	33
5119	81
5120	80
5121	80
5122	81
5124/A/B	34
5125	34
5126/A/B/C/CC	34
5127/A/B/C	34
5128/B/C/D	34
5129/A/B/C/D	34
5130/B/C/D	34
5131/A/B/C/D	34
5132	18
5132	33
5132/A/B	34
5133	18
5133	33
5133A/B	34
5134	34
5135	34
5136	34
5137	34
5139	18
5139	33
5140	18

CONTINUED NEXT PAGE

MODEL INDEX
(CONTINUED)

MODEL	COLUMN NUMBER
5140	33
5149	18
5149	33
5150	18
5150	33
5155	33
5160	44
5160-2	40
5161	44
5170	44
5171	44
5413/B	18
6100	44
6100	45
6101	45
6102	49
6103	49
6104/05	42
6106	44
6106	45
6107	45
6108	44
6108	45
6109	45
6110	44
6110	45
6111	45
6112	45
6113	45
6114	44
6114	45
6115/Y	45
6116	44
6116	45
6117	45
6120	44
6120	45
6121	45
6122	45
6123	45
6124	45
6126	44
6126	45
6127	45
6128	44
6128	45
6129/A	45
6130	44
6130	45
6131/A	45
6132	45
6133	45
6144	41
6145	41
6160	45
6161	45
6164	45
6165	45
6166	45
6167	45
6170	44
6171	45
6172	44
6172	45
6173	45
6174	45

MODEL	COLUMN NUMBER
6175	45
6176	45
6177	45
6178	44
6184	45
6185	45
6186	45
6187	45
6190	44
6190A	45
6191/A	45
6192	45
6192/A	44
6192A	45
7100/A	41
7100A/AY/AZ	41
7100Y/Z	41
7101A/AY/AZ	41
7101/Y/Z	41
7102	41
7102R/S/T	41
7103R	41
7103/R/S/T	41
7106	45
7106A	47
7107	45
7107A	47
7108	45
7108A	47
7110/A	41
7111/A	41
7112/A	41
7113/A	41
7114	47
7115	47
7116	47
7117	47
7120	47
7121	47
7122	47
7123	47
7124	47
7125	47
7126/A	41
7127/A	41
7128/A	41
7129/A	47
7130/A	47
7131/A	47
7132	47
7132	47
7133	48
7134	48
7135	48
7136	47
7137	47
7138	58
7140	58
7142	58
7164	41
7165	41
7166	41
7167	41
7172	47
7173	47
7174	47

MODEL	COLUMN NUMBER
7175	48
7176	48
7177	48
7178	48
7179	48
7190	47
7191	47
7192	47
8100BE	50
8100BE	53
8100GR	50
8100GR	53
8101BE	50
8101BE	53
8102AAQ	53
8102ACL/AYL	53
8102AQ	50
8102AQ	53
8102CL	50
8102CL	53
8102YL	50
8102YL	53
8103AQ/CL/YL	50
8103AQ	53
8103CL	53
8103YL	53
8104CH/CO	50
8104CH/CO	53
8105CH/CO	50
8105CH/CO	53
8106	50
8106	53
8107	50
8107	53
8110	50
8110	53
8111	50
8111	53
8112	50
8112	53
8113	50
8113	53
8114/A/B	51
8115	51
8116	51
8117	51
8130	5
8132	5
8133	5
8140	50
8141	50
8142	50
8143	50
8150	50
8150	53
8151	50
8151	53
8152	50
8152	53
8153	50
8153	53
8154	51
8155	51
8156	51
8157	51

MODEL	COLUMN NUMBER
8158	51
8160	51
8160	50
8161	50
8162	50
8163	50
8164	50
8165	50
8166	50
8167	50
8172	50
8173	50
8174	50
8175	50
8176	50
8177	50
8182	50
8183	50
8184	50
8185	50
8186	50
8187	50
8188	50
8190/A	52
8191	52
8191A	52
8192/A	52
8193/A	52
8196	50
8197	50
8198	50
8199	50
9100EB/FG	53
9101EB/FG	53
9102AQ	53
9102CL	53
9102CO	53
9102GY	53
9103AQ	53
9103BL	53
9103CL/GY	53
9103CO	53
9103CO	53
9103GY	53
9104AQ/GY/TA	56
9105AQ/GY/TA	56
9110	53
9111	7
9111	53
9112	7
9113	7
9114	7
9114	54
9114	53
9115	22
9115	53
9116	22
9116	53
9117	53
9118	54
9118A	56
9119	6
9119	54
9119A	56
9120/A/B	6

MODEL	COLUMN NUMBER
9121	6
9122	5
9122A	6
9123	7
9124	7
9124	53
9125/A/B	23
9125	53
9126	7
9127	7
9128A	6
9129	7
9130	7
9130	53
9131	21
9131	53
9132	7
9132	53
9133	6
9133	53
9134	6
9134	53
9135	7
9135	53
9136	53
9137	53
9139/40	7
9150	53
9151	53
9154	53
9155	53
9156	53
9157	53
9158/.5	53
9159	53
9159.5	53
9160	55
9160A	60
9161	55
9161A	60
9162	55
9162A	60
9163	55
9163A	60
9170	53
9171	53
9172	53
9173	53
9184	55
9184A	60
9185	55
9185A	60
9186	55
9186A	60
9187	55
9187A	60
9188	55
9188A	60
9188.5A	60
9189	55
9189A	60
9189.5A	60
9190	53
9191	53
9192	53

MODEL	COLUMN NUMBER
9193	53
9194	55
9194	60
9195	55
9195	60
9196	55
9196	60
9197	55
9197	60
9209C/D	3
21041	68
21051	68
21061	69
21071	69
21361	68
21371	68
21381	68
21391	68
21461	68
21471	68
21481	68
21491	68
21501	71
21511	71
21521	71
21531	71
21541	71
21551	71
21561	71
21571	71
21601	69
21611	69
21621	69
21631	69
21641	69
21651	69
21905	67
21915	67
21925	67
21926	67
21935	67
21936	67
21941	71
21951	71
21961	71
21971	71
31045	73
31055	73
31055	73
31055	72
31075	72
31941	71
31951	71
31961	71
31971	71
31981	71
31991	71
41102/A	34
41122/A/B	34
41282A/B	34
41292/A	34
41302A	34
41312/A	34
110419/A	63
110519/A	63

CHASSIS INDEX

CHASSIS	COLUMN NUMBER
100.043	1
100.107 Series	1
100.111/12/15/20	2
100.202-1	3
100.208 Series	3
100.209	3
100.210 Series	3
100.400/25 Series	4
101.829-1	5
101.846/54	5
101.859	6
101.864	5

CHASSIS	COLUMN NUMBER
101.865 Series	6
101.866/7/8	6
101.60100	60
101.60200	60
110.499 Series	7
110.700 Series	7
110.702 Series	9
110.817/20/21 Series	10
132.024/35 Series	11
132.044 Series	11
132.068	12

CHASSIS	COLUMN NUMBER
132.070	13
132.08400/500	17
132.882	14
132.890 Series	16
132.898/99	15
456.155/-1	18
456.200 Series	18
456.860-1	18
456.20153	19
456.31300/500/600/700/800	20

CHASSIS	COLUMN NUMBER
456.32800/900	20
456.33000/100/400/500/800/900	20
456.456.34000/100/200/300/400	20
456.34500/01/02/03	20
456.34600/01/02/03	20
456.35001/301	44
456.35601/06	44
456.37300/700	44
456.37900/01	44

CHASSIS	COLUMN NUMBER
456.38100	45
456.38200/04	44
456.38400/04	44
456.38500/600/700	45
456.38800/01	44
456.38900	44
456.39000/02	44
456.39100/01	46
456.39300	46
456.39400/02	45
456.39500	45

CHASSIS	COLUMN NUMBER
456.42001/301	44
456.42400/01/03	44
456.42501	44
456.42600/01	45
456.42700/01	45
456.43500/600/700/800	44
456.44000	44
456.44100/01	45
456.44200/300	45
456.45001	44
456.45500/600/900	44

CONTINUED NEXT PAGE

CHASSIS	COLUMN NUMBER
456.49200/01	47
456.50013/20/21/23/25	41
456.50034/36/37	41
456.50066/67	50
456.50069	50
456.50074	50
456.50141/44/45	50
456.50240 thru 263	53
456.50270 thru 278	53
456.50290 thru 317	53
456.50340 thru 366	53
456.50369	53
456.50370	63
456.50390 thru 397	63
456.50400/01	63
456.50410 thru 50419	63
456.50420/1/2/3/4/5/6/7/8/9	67
456.50430/1/2/3/4/5/6/7/8/9	67
456.50440/1/2/3/4/5/6/7/8/9	63
456.50450/1/2/3/4/5/6/7/8/9	63
456.50462 thru 473	63
456.50474/75/76/77/78/79/80/81	53
456.50482 thru 493	63
456.51000/001/010	47
456.51011/020/022	47
456.51126/28/29	50
456.51220/21/23/24	54
456.51230/31/32/33	54
456.51243/47	50
456.51340/41/50/51	59
456.51360/61/62/63/64/65/66	53
456.51367/69	53
456.51370/71/72/73/74	53
456.51380/81/82/83/84	53
456.51390/91/92/93/94	53
456.51400/01/02/10/11	55
456.51440/41/42/43	53
456.51450/52	53
456.51460 thru 487	53
456.51490/91	53
456.51500 thru 506	53
456.51510 thru 517	53
456.51540/41/42/43/44/45	56
456.51546/50/52/53/54/55	56
456.51560/61/62/63	53
456.51570/71/72/73	53
456.51580 thru 613	61
456.51620 thru 637	61
456.51640 thru 651	56
456.51652/53	64
456.51660 thru 669	59
456.51670/1/2/3	64
456.51680 thru 699	64
456.51700 thru 51731	61
456.51720 thru 729	61
456.51740 thru 755	64
456.51760 thru 775	64
456.51780/1/2/3/4/5/6/7/8/9	68
456.51790/1/2/3/4/5/6/7/8/9	68
456.51800 thru 807	67
456.51812 thru 819	68
456.51820/1/2/3/4/5/6/7/8/9	68
456.51840/1/2/3/4/5/6/7	68
456.51850/1/2/3/4/5/6/7	68
456.51860 thru 871	71
456.51880/1/2/3/4/5/6/7/8/9	68
456.51890/1/2/3/4/5/6/7	68
456.51900 thru 903	67
456.51918/19	68
456.52000/001/010/011	48
456.52140/41/42	57
456.52160/1/2/3/4/5/6/7/8	57
456.52170/1/2/3/4/5/6/7/8	57
456.52180/1/2/3/4/5/6/7	57
456.52190/1/2/3/4/5/6/7	57
456.52200 thru 213	62
456.52220 thru 229	62
456.52230 thru 239	69
456.52240 thru 52049	62
456.52260/1/2/3/6/7	69
456.52270 thru 52277	69
456.52280/2/4/6/8/9	65
456.52300	63
456.52302	65
456.52310	63
456.52320/21	68
456.52400 thru 52419	69
456.52418/19	69
456.52420 thru 52435	69
456.52440 thru 52455	69
456.52500/01	70
456.54220	71
456.54270	67
456.52490/91	69
456.54540	71
456.54500/51/52	73
456.59592	62
456.59770	62
456.59940	71
456.60000 thru 60019	73
456.60020 thru 60025	72
456.60028/29	72
456.60038/39	72
456.60040 thru 60059	73
456.60060/1/2/3	68
456.60072/3/6/7	73
456.60080 thru 60095	68
456.60100/01/02/03/06/07	71
456.60120 thru 60157	73
456.60160/1/4/5	73
456.60172/3/8/9	73
456.60180	73
456.60200/01/02/03	73
456.60210/11/18/19	73
456.60220/1/6/7/8/9	73
456.60240 thru 60245	73
456.60260/262/264/266/268/270/272/276/282/820/822/826	76
456.60261/263/265/267/269/271/273/277/283/821/823/827	76
456.60290 thru 60305	73
456.60308/09/10/11	73
456.60380/381/382/383/385/387/388	78
456.60410	78
456.60411	78
456.60412	78
456.60413	78
456.60414	78
456.60415	78
456.60416	78
456.60417	78
456.60418	78
456.60419	78
456.60420	78
456.60421	78
456.60422	78
456.60423	78
456.60426	78
456.60427	78
456.60440	78
456.60441	78
456.60442	78
456.60470/471/474/475/477	79
456.60530/531/532/533/538/539	81
456.60572/73	73
456.60590/91	72
456.61000 thru 61007	72
456.61012/13	72
456.61020/1/2/3/6/7	72
456.61044/5/6/7	72
456.61080 thru 61085	72
456.61192/3/4/5	72
456.61220/221/223	77
456.61225/226/228/229/230/231	77
456.61250/252/254/255/256/257	77
456.61390/391/392/393/394/395	80
456.69060	71
478/210	21
478.221/24	22
478.240	25
478.252	23
478.253/57 Series	23
478.289	24
478.302	23
478.303 Series	23
478.309/11/12/13/19	25
478.313	26
478.339	27
478.339 Series	28
478.341	25
478.361 Series	28
478.380/81	29
528.239 Series	30
528.242 Series	31
528.247 Series	30
528.248 Series	31
528.249 Series	30
528.256	30
528.258 Series	32
528.261/63/64	30
528.266 Series	30
528.268	32
528.270	30
528.271	33
528.286	30
528.290/91/92 Series	33
528.297	33
528.299/300 Series	33
528.302/03	33
528.630/31 Series	31
528.632/A Series	31
528.31300/01	34
528.31400/01	34
528.31500/600	34
528.31700/01	34
528.31800/01	34
528.31900/01	33
528.32000/01	33
528.32100/01/02	33
528.32200/01/02	33
528.32800/900	34
528.33000/01	34
528.33100/400/500/800/900	34
528.34000/01	34
528.34100/01	34
528.34200/300/01/400	34
528.34500 Series	34
528.34600/01/02/03	34
528.34700	34
528.34800/01	34
528.35001/02/03	44
528.353301/02/03/04/05	44
528.35601/02/03/04/05/06	44
528.37300/01	44
528.37700/01/02	44
528.37900/01	44
528.38100/01/02	45
528.38200/01/03/04/05	44
528.38400/01/02/03/04	44
528/38500/01/02/03	45
528.38600/01/02	45
528.38700/01/02	45
528.38800/01	44
528.38900/01/02	44
528.39000/01/02	44
528.39100/01/02	44
528.39200/300	44
528.39400/01/02	45
528.39500/01/02	45
528.40300	44
528.42000/01/02	44
528.42100/01/02/03	45
528.42200/01/02	44
528.42300/01/02	44
528.42400/01/02/03	44
528.42404/05/06/07	44
528.42500/01/02/03	44
528.42600/01/02/03	44
528.42700/01/02	45
528.42800/01/02	45
528.42900	45
528.43000	45
528.43500/01/02	45
528.43600/01/02	45
528.43700/01	44
528.43800/01/02	44
528.43900/01	44
528.44000/01	44
528.44100/01	44
528.44200/01	45
528.44300/01	45
528.44900/01	44
528.45000/01	44
528.45100	44
528.45200/01/02	44
528.45500/01	44
528.45600/01	44
528.45900/01	44
528.46300/01	58
528.46320	58
528.47600	44
528.47700/01/02/03	44
528.48600 Series	47
528.49200/01/02/10/11/12	47
528.50000/02/10/12/14/20	41
528.50021/22/23/24/25/26	41
528.50027/28/30/34/35/36	41
528.50037/38/39	41
528.50060	50
528.50062	53
528.50063	50
528.50064/65/66	50
528.50067/68	50
528.50070/71/73	50
528.50074/75/76/77	50
528.50080/82/83/84/85/86/87	41
528.50100	41
528.50120/23/24	50
528.50125/26/27	50
528.50140/42/43	50
528.50144/45/46	50
528.50148	50
528.50150/52/53	50
528.50154/55/56	50
528.50180/81/82	53
528.50190/91	53
528.50200/01/02	53
528.50220/21/30/31	53
528.50240/41/42/43/44/45	53
528.50246/47/48	53
528.50250/51/52/53/54	53
528.50255/56/57/58/59	53
528.50260/61/62/63	53
528.50270 thru 278	53
528.50290 thru 317	53
528.50340 thru 369	53
528.50370 thru 389	63
528.50390 thru 397	63
528.50400/01	63
528.50410 thru 50419	63
528.50420/1/2/3/4/5/6/7/8/9	63
528.50430/1/6/7/8/9	63
528.50440/1/2/3/4/5/8/9	63
528.50456/57	63
528.50462 thru 50473	63
528.50474/75/76/77/78/79/80/81	53
528.50482 thru 50491	63
528.51000/001/010/011	47
528.51020/21/22/23	47
528.51024/30/31/32/34	47
528.51100/02/04	51
528.511005/06/07	50
528.51108/09	50
528.1110/12/13/14	51
528.51121/22/23/24/25/26/27/30	50
528.5114/42/43/44/45/46	51
528.5144/45/46	50
528.51150/52/53	51
528.51160/61/62/63	50
528.51164/65/66/67/68	50
528.51170/71/72/73	52
528.51174/75/76/77/78	50
528.51180/81/82/83/84	50
528.51185/86/87/88/89	50
528.51190/91/93/94/95/96/97	50
528.51210	47
528.51220/21/22/23/24	54
528.51230/31/32/33	54
528.51240/41/42/44/45/46	50
528.51250/51/52/53/54	50
528.51340/41/50/51	56
528.51360/61/62/63/64	53
528.51365/66/67/69	53
528.51370/71/72/73/74	53
528.51380/81/82/83/84	53
528.51390/91/92/93/94	53
528.51400/01/02/10/11	55
528.51440/41/42/43/50/52	53
528/51460/61/62/63/64	53
528.51465/66/67/68/69	53
528.51470/71/72/73/74	53
528.51475/76/77/78/79	53
528.51480/81/82/83	53
528.51484/85/86/87/90/91	53
528.51500 thru 506	53
528.51510 thru 517	53
528.51540/41/42/43/44/45	56
528.51546/50/52/53/54/55	56
528.51560/61/62/63	53
528.51570/71/72/73	53
528.51580 thru 613	61
528.51620 thru 637	61
528.51640 thru 651	56
528.51652/53	64
528.51660 thru 669	59
528.51670/1/2/3	64
528.51680 thru 699	64
528.51700 thru 51731	61
528.51725 thru 729	64
528.51740 thru 755	64
528.51760 thru 775	64
528.51780/1/2/3/4/5/6/7/8/9	68
528.51790/1/2/3/4/5/6/7/8/9	67
528.51800 thru 51807	67
528.51812 thru 51819	67
528.51820/1/2/3/4/5/6/7/8/9	68
528.51840/1/2/3/4/5/6/7	68
528.51850/1/2/3/4/5/6/7	68
528.51860 thru 51871	71
528.51880/1/2/3/4/5/6/7/8/9	68
528.51890/1/2/3/4/5/6/7	68
528.51900/01/02/03	67
528.51918/19	68
528.52000/001/002	48
528.52010/011/012	48
528.52020/21/22/23/24/25/26	48
528.52030/31/32/33/34/36	48
528.52040/050	48
528.52100/01/02/03	52
528.52110/11/12/13	52
528.52120/30/40/41/42/50	57
528.52160/1/2/3/4/5/6/7/8	60
528.52170/1/2/3/4/5/6/7/8	60
528.52180/1/2/3/4/5/6/7	60
528.52190/1/2/3/4/5/6/7	60
528.52200 thru 213	62
528.52220 thru 229	62
528.52230 thru 52239	69
528.52240 thru 52249	62
528.52260 thru 52267	69
528.52270 thru 52277	69
528.52280/82/84/88/89	65
528.52300	63
528.52302	63
528.52310	63
528.52320/21	68
528.52400 thru 52419	69
528.52420 thru 52435	69
528.52440 thru 52455	69
528.52490/91	69
528.52500/01/02/03/04/05/08/09	70
528.53190	60
528.5319	60
528.54220	71
528.54270	67
528.54540	71
528.54550/51/52	73
528.54791	79
528.54920	79
528.56890/1/2/3/4/5	71
528.57410/11	67
528.57472/73	71
528.59200	60
528.59310	53
528.59530	61
528.59540	61
528.59590/91/92	62
528.59770	61
528.59940	71
528.60000 thru 60019	73
528.60020 thru 60029	72
528.60038/39	72
528.60040 thru 60059	73
528.60060/61/62/63	68
528.60072/73/76/77	73
528.60080 thru 60095	68
528.60100/01/02/03/06/07	71
528.60120 thru 60157	73
528.60160/61/64/65	73
528.60172/73/78/79	73
528.60180/82	73
528.60200/01/02/03	73
528.60210/11/18/19	73
528.60220/21/22/26/27/28/29	73
528.60240 thru 60240	73
528.602/262/264/266/268/270/272/276/282/820/822/826	76
528.60261/263/265/267/269/271/273/277/283/821/823/827	76
528.60290 thru 60305	73
528.60308/09/10/11	73
528.60410	78
528.60411	78
528.60412	78
528.60413	78
528.60414	78
528.60415	78
528.60416	78
528.60417	78
528.60418	78
528.60419	78
528.60420	78
528.60421	78
528.60422	78
528.60423	78
528.60426	78
528.60427	78
528.60440	78
528.60441	78
528.60442	78
528.60530/531/532/533/538/539	81
528.60572/73	73
528.60590/91	72
528.61000 thru 61007	72
528.61012/13	72
528.61020/21/22/23/26/27	72
528.61044/45/46/47	72
528.61080 thru 61085	72
528.61110/11/14/15	74
528.61140/41/44/45	74
528.61192/93/94/95	72
528.61220/221/223	77
528.61225/226/227/228/229/230/231	77
528.61250/252/254/255/256/257	77
528.61280	74
528.61390/391/392/393/394/395	80
528.69060	71
549.100 Series	35
549.101 Series	36
549.102 Series	37
549.16000/01/02/03/04/05	38
549.16100	40
549.20030 Series	42
549.20040/50	49
563.10100/101/102/103	75
647.021/22/23	43

PART NAME	1	2	3	4	5	6	7	8	9	10
Flyback	W508058 Fly-1	W508679/971 W508883 Fly-5[1]	W509384 520489 Fly-5[1 2]	521066 Fly-24[1,7]	R65441 Fly-1	R70155 R70930 Fly-1	A-1095[13] A-10100 Fly-1	A10104/08 A-10135 Fly-59	A-10126 PC-10138 Fly-51	A10136/37 Fly-58
Yoke	W507791 Y-3	W508675 Y-6	W509704 W115228 Y-6	520942 Y-7[8]	R65461 Y-3	R65461 Y-3	A28261[14] Y-3	A28261[15] Y-3	A-28301-3 Y-12	A28322-1[16] A28278-3 Y-5
Vertical Output	W508059 26S51	W508674 W508956 26S52	W509375 26S53[4]	520975 26S53[4]	R65451 24S86[9]	R65451 24S86[9]	A1352 26S51	A1354 A10115-4 26S51	A-10115-5 26S53	A10115[17] A-1350-2 26S53
Vert. Blocking Oscillator	W508076 26A03	W508076 26A03	W508076 26A03	520980 26A03	R65428 24A87	R65428 24A87	A-1099 26A03	A-10106[18] 26A03	A-10134 26A04	PB-10125[19] 26A03
Width Coil	W508218 WC-27	W508667 WC-20	W509361 WC-23	NOT USED	R65452 WC-11	R65452 WC-11	A28258/-1/-2 WC-11	A28279-1 WC-15	A28279-2 WC-15	A28279[20] WC-15
Linearity	W162056	W162190 WC-17	NOT USED	NOT USED	R65453 WC-14	R65453 WC-14	A28259 WC-14	A28292 WC-14	NOT USED	A28259 A28292G WC-14
Power	W508060 26R82	W508702	W509380[5] 26R21	520951	R65463 1R67304 26R9410	R70190/89[12] 26R00[13]	A-1098 24R96	A-10105 26R20[10]	NOT USED	A10109 26R20
Filament	NOT USED	NOT USED	NOT USED	NOT USED	NOT USED	NOT USED	NOT USED	NOT USED	NOT USED	NOT USED
Focus Coil	W508065	W508994 W508861	W509305 W162326	NOT USED	R65454 FC-1	R70519	A28282/60/73 PB28277	A28274/-95-3 PB28295-2/-C	NOT USED	A28282
Audio Output	W505912 26S49	W505912 26S49	W509376[6] 24S51	509376 24S51	R63929[11] 24S51A[1]	R67885 R70158 24S52[1]	24S51	24S51	PC5866 38G53 24S48	24S51
Choke	W508341 26C93	W508341 26C93	W508341 26C93	508341 26C93	R67133 26C92	R67133 26C77	A-1404 20C49[1]	A-1406 26C44	A-1406 26C44	A-1046 26C44
Horizontal Oscillator	SEE RINGING COIL	SEE RINGING COIL	SEE RINGING COIL	520943 HS-9	R67083 HS-7	R67083 HS-7	SEE RINGING COIL	SEE RINGING COIL	A28303 HS-7	SEE RINGING COIL
Horizontal Ringing Coil	W508077 HS-5	W508077 W508967 HS-5	W508967 HS-5	W522519 HS-3	R65453 HS-8	R65453 HS-8	A28263 HS-5	A28263 HS-5	A-2304 HS-8	A28263 HS-5
Antenna Input (Balun)	W508552 W508553	W508552 W508553	520702	NOT USED	NOT USED	NOT USED	NOT USED	NOT USED	NOT USED	NOT USED
Video IF	W508555 19-1023	W508555[24] 19-1023	520734 19-1021	520734 19-1021	R65427	R70656 17-1004		A28280-19 19-1021		
Video IF	W507343 26.3 MC 17-1003	W507343 17-1003	507343 17-1003	520977 23.4MC 17-1063	R65426 17-1006	R65426 17-1006	A3392 22.8 MC 17-1003	A3392 22.8 MC 17-1003	A28305 25.4 MC 17-1062	T10-541 17-1062
Video IF	W507343 23.5 MC 17-1003	W507343 17-1003	507343 23.5 MC 17-1003	520977 27.7 MC 17-1063	R65426 17-1006	R65426 17-1006	A-3392 17-1003	A-3392 17-1003	A28305 17-1062	T10-542 17-1063
Video IF	W507591[22] 19-1021	W50791[22] 19-1021	507343 25.9 MC 17-1003	520979 17-1062	R65426 17-1006	R65426 17-1006	A-3392 17-1003	A-3392 17-1003	NOT USED	T10-588
Ratio Det. or Quadrature	W507321 17-3493	W507321 17-3493	509706 17-3493	509706 17-3493	R65479 17-1013	R70181 17-1031	A3393 17-3497[1]	A3393 A1201 17-3497[1]	A1201 A1202 17-3497	T10-552 17-1033[1]
Trap	W507567 17-1004	W507567 17-1004	509603 17-3401	509603 17-3401	NOT USED	R65480 17-1011	A28254	A28286 20-1004	A28286 20-1004	T10-581 20-1004
Trap	NOT USED	W509056	NOT USED	NOT USED	NOT USED	NOT USED	NOT USED	NOT USED	NOT USED	NOT USED
1st Sound IF	W508061 17-3495	W508061 17-3495	509378 17-3402[26]	509378 17-3402[26]	R65480 17-1011	R70077 17-3402[1]	A28254	A28286 17-3401	A28286 17-3401	T10-587 20-1005
2nd Sound IF	W508061 17-3495	W508061 17-3495	NOT USED	NOT USED	R65480 17-1011	R70834 16-3445[1]	NOT USED	NOT USED	NOT USED	NOT USED
AM IF and FM IF	W505867[23] 16-6758	W505867 16-6758	NOT USED	NOT USED	R65513[29] 16-6758[1]	R67800[30] 16-6758	NOT USED	NOT USED	NOT USED	NOT USED
AM IF and FM IF	W505867 16-6758	W505867[23] 16-6758	NOT USED	NOT USED	R60418 16-6758[1]	R67801 16-6758	NOT USED	NOT USED	NOT USED	NOT USED
Peaking	W507374[21] 19-4400	W507374[21] 19-4400	509340 19-3660	520620 19-3180	R65474	R65474	A28255-1 19-3125	A28255-1 19-3125	A28255-3	T33-226 19-1006
Peaking	W508069[25] W508070 19-4201	W508069[25] 19-4201	509342[25] 19-4400	520985 19-3660	R65497	R65497	A28262	A28255-5	A28255-4 19-3300	T10-557 19-3093
Peaking	W507374 19-4400	W508070 19-4201	509341 19-3250	520689 19-3180	R67123 R67122	R67123	A28255-3	A28255-2 19-4201	A23255-6	T10-579 19-3500
Peaking	W507374 19-4400	W507587 19-1007	509342 19-4400	509342 19-4400	R67143	R67143 R65474	A28255-4 19-3300	A28255-4 19-3300	A28255-4 19-3300	T10-580 19-3180[27]
RF Choke	W507373 19-2400	W507373 W507935 19-2400	520714[21] 19-3001	520715 507584 17-1004[1]	R63947 R63946 19-3001	R66188 R66189 19-1004	A28253 19-3036	A28253 19-3036		T10-578 19-4412
Filament Choke	19-3001	W507591 19-3001	520518 520520 19-3001	520518 520714 19-3001	R65734 19-3001	R65734 R66180 19-3001	A28264 19-3001	A28276 19-1005	A28276 19-1005	T33-236 19-3001

Service notes may be found at the end of the SILVERTONE section.

PART NAME	11	12	13	14	15	16	17	18	19	20
Flyback	N24989 Fly-12	N40513 Fly-16	N41024 Fly-14[34]	N23089	N23089	N23802-1 Fly-49[1]	N41852 Fly-60[36]	PMC56002 Fly-12	PMC56017 Fly-16[40]	PMC56083 T-80-320 Fly-125
Yoke	N24807 Y-10[8]	N40537 Y-14[8]	N24807 Y-10[8]	N23085 Y-9[8]	N23085 N24283 Y-9[8]	N23817 Y-9	N42504 Y-14[8] 37	PMA56000[39] PMB97213 Y-7[8]	PMC97281 Y-14[8]	PMC56039/44 T10-673 Y-1046 [8] 37
Vertical Output	N24990-1 26S54	N41092-1 26S70[1]	N41023-2 26S72	N22905-1 26S52	N22905-1 26S52	N23657 26S52	N41984-1 26S72	PMA56004 26S54	PMB56016 26S53	PMB56040 T80-316 26S25
Vert. Blocking Oscillator	N22446-1 26A04	N22446-1 26A04	N22446-3 26A04	NOT USED	NOT USED	N22446-2 26A04	N41745-1 26A03	PMA56005 26A03	PMA56005[41] 26A03	PMB56037 T80-317 26A 03[1]
Width Coil	N40027	N40532 WC-20	N41020 WC-18	N22562 WC-14	N22562 WC-14	N23894 WC-22	N41884 WC-18[38]	PMA56003 WC-22	PMA56019 WC-13[42]	NOT USED
Linearity	N40028 WC-17	N40533 WC-22	N40028 WC-17	NOT USED	NOT USED	NOT USED	N41887 WC-22[38]	PMA56001 WC-17	PMA56003 WC-22	NOT USED
Power	N25433[33] 26R17	N40926 26R92[10]	N40926 26R92[10]	N23541[35] 26R33	N23397 26R71	N23837	NOT USED	PMB50003 PMC50003	PMC50006 26R93[43]	NOT USED
Filament	NOT USED	NOT USED	NOT USED	N23542 21F03[1]	NOT USED	N23840 21F12[1]	N41844 21F24[10]	NOT USED	NOT USED	PMC50034 80-318
Focus Coil	NOT USED	NOT USED	NOT USED	NOT USED	NOT USED	NOT USED	NOT USED	NOT USED	NOT USED	NOT USED
Audio Output	N24776-1 26S49	N24776-5 26S49	N24776-5 26S49	N23090-1 26S51	N23490 24S50[1]	N23490-1 22S60	N42144-1 N42144 22S52	PMB51005 24S52	PMB51005 24S52	PMB51018[48] 80-319 24S48
Choke	N23087-1 N23088-1 26C41	N22561-5 26C92	N40925-1 26C41	N23087 26C41	N22561-1 26C93	N22561-2 26C93	N22561-6 26C93	PMB56011	PMB56018 – 26C44[1]	NOT USED
Horizontal Oscillator	SEE RINGING COIL	SEE RINGING COIL	SEE RINGING COIL	N22563 HS-3	N22563 HS-3	N22563 HS-3	SEE RINGING COIL	PMB52019 HS-3	PMB52019 HS-3	PMB52019 HS-3
Horizontal Ringing Coil	N23449 HS-5	N23449 HS-5	N23449 HS-5	NOT USED	NOT USED	NOT USED	N23449 HS-5	NOT USED	NOT USED	NOT USED
Antenna Input (Balun)					N23112	NOT USED	NOT USED	NOT USED	NOT USED	15-1082
Video IF	N25410[51] 17-4500	N41171	N41171	N23091-1	N23091-1		42027 17-4532	PMB52051[82] 17-4503[1] 80	PMB52051[82] 17-4503[1, 80]	PMB52109 T10-677 17-5003
Video IF	N25411 17-4501	N41172	N41172	N23614 17-4501[1]	N23614 17-4501[1]	N23614 17-4501[1]	42135 17-4523	PMB52050 17-5002[27]	PMB52050 17-5002[27]	PMB52121 PMB52110 PMB52111 17 – 5004
Video IF	N25412 17-4502	N41173 17-5001	N41173 17-5001	N23672 17-4502	N23672 17-4502	N23672 17-4502	42135 17-4523	PMB52049 17-5003[27]	PMB52049 17-5003[27]	PMA52104 T10-672 17-1064
Video IF	N25413 17-4503	N41174	N41174	N23673-1	N23673-1	N23673-1 N23673-2	NOT USED	PMB52052 17-5001	PMB52052 17-5001	SEE NOTE 98 & 101
Ratio Det. or Quadrature	N25322 25322 17-1033	N40937	N40937	N23094 17-3497	N23094 17-3497	N23094 17-3497	40937 17-1031[1]	PMA52027 17-3497	PMA52027 17-3497	PMB52106 T10-552 17-1033[1]
Trap	N25609 20-1004	N25609 20-1004	N25609 20-1004	NOT USED	NOT USED	NOT USED	41848[77] 20-1045	PMA52028-2 17-3400	PMA52028-2 17-3400	PMA52105 T10-674
Trap				NOT USED	NOT USED	NOT USED	41849 20-1049	PMA52020 19-1020	PMA52020 19-1020	PMB52108 17-4503[1]
1st Sound IF	N25543 17-1031	N41176 17-1025[1]	N41176 17-1025[1]	N23093 17-3401	N23093 17-3401	N23093 17-3401	41177 16-3445	PMA52028-2 17-3400	PMA52028-2 17-3400	PMA52105 T10-674
2nd Sound IF	NOT USED	N41177 16-3445	N41177 16-3445	NOT USED	NOT USED	NOT USED	NOT USED	NOT USED	NOT USED	NOT USED
AM IF and FM IF	NOT USED	N25728-1 16-5712[1]	N25728-1 16-5712[1]	NOT USED	NOT USED	NOT USED	NOT USED	PMD52033-1 16-6758	PMD52033-1 16-6758	PMB52033 16-6758
AM IF and FM IF	NOT USED	N25729-1 16-5714[1]	N25729-1 16-5714[1]	NOT USED	NOT USED	NOT USED	NOT USED	PMD52033-2 16-6758	PMD52033-2 16-6758	PMB52033 16-6758
Peaking	N25468-6[52] 19-3036			N22500-6[69] 19-1006	N22500-6[69] 19-1006	N22500-6[69] 19-1006	25468-22[78] 19-4121	PMA52023 19-3100	PMA52023 19-3100	T10-676 19-3125
Peaking	N25916 19-1000			N22500-9 19-3250[27]	N22500-9 19-3250[27]	N22500-9 19-3250[27]	25468-23 19-3125	PMA52024 19-3500	PMA52024 19-3500	T10-590 19-3250
Peaking	N25468-5 19-3100			N25000-3 19-3250	N22500-3 19-3250	N22500-3 19-3250	25468-29 19-3180[27]	PMA52025 19-4201[27]	PMA52025 19-4201[27]	T10-671 19-4250
Peaking	N25468-8 19-3250[27]			N22500-10 19-1004	N22500-10 19-1004	N22500-10 19-1004	25468-30 19-3500[27]	NOT USED	NOT USED	NOT USED
RF Choke	N22500-1949 19-1006[27]			NA23502-1 19-1004	NA23502-1 19-1004	N23502-1 19-1004	25468-31 19-4121	19-1007	19-1007	19-3001
Filament Choke	N22456[49] 19-3001			NA23334-1 N23095 19-3001	NA23334-1 N23095 19-3001	N22334-1 N23095 19-3001	23095 19-3001	PMB52053 19-3001	PMB52053 19-3001	19-3001

Service notes may be found at the end of the SILVERTONE section.

PART NAME	21	22	23	24	25	26	27	28	29	30
Flyback	TTR-154 Fly-1	TLF-137-D HVO-50	TTR-181-D TTR-186-1-D Fly-1	TTR-186-D Fly-1	TTR-209-D TTR-210/12 Fly-5	TTR-219-D Fly-59[1]	TTR-208-D Fly-2	TTR-209-D Fly-5[1]	TTH-253-D-1 Fly-5[1]	T80-278
Yoke	TTR-159-D Y-3	NOT USED	TTR-159-D Y-3	TTR-159-D Y-3	TTR-201-D TTR-223-D Y-5	TTR-220-D Y-5	TTR-217-D Y-18	TTR-224-D Y-128	TTR-252-D[58] Y-5	T83-743 Y-7[8]
Vertical Output	TTR-153 24S86	NOT USED	TTR-153-4-D TTR-185-D 26S51	TTR-153-2-D 26S78	TTR-185-D 26S51	TTR-185-D TTR-153-4D 26S51	TTR-153-4D 26S51	TTR-185-D 26S51	TTV-254-D 26S51	T80-277 26S52
Vert. Blocking Oscillator	TTR-152 24A88	NOT USED	TTR-152-2 TTR-161-1-D/-2-D 24A87	TTR-161-D 24A87	TTR-161-2D TTR-161-3 24A87	TTR-161-1D TTR-152-2 24A87	TTR-161-2D 24A87	NOT USED	TTR-161-2D 24A87	T80-257 T80-284
Width Coil	TLF-505 WC-11	NOT USED	TLF-505-D WC-11	TLF-505 WC-11	TLF-505[115] WC-11	TLF-529-D	TLF-553-D WC-18	TLF-553-D WC-18	TLF-618-D	T10-551 WC-11
Linearity	TLF-506 WC-14	NOT USED	TLF-506 WC-14	TLF-506 WC-14	TLF-506-DA TLF-506 WC-14	TLF-506/-DA WC-14	TLF-506-DA WC-14	NOT USED	TLF-619-D WC-14	T10-582 WC-22
Power	TTR-105 26R17	NOT USED	TTR-182-D[54] 26R95	TTR-170-D 26R95[56]	TTR-188-D 26R15	TTR-182-D 26R95	TTR-216-D	NOT USED	TTR-188-D 26R15	T80-264 80-264 26R95
Filament	NOT USED	NOT USED	NOT USED	NOT USED	NOT USED	NOT USED	NOT USED	NOT USED	NOT USED	NOT USED
Focus Coil	TLF-507 FC-1	NOT USED	TLF-521-DA TLF-545-DA	TLF-545-D	TLF-522-D/1D FC-3	TLF-522-D FC-3	TPM-101-DA	NOT USED	NOT USED	T10-560 FC-3
Audio Output	TTR-156 24S52	TSP-41-8 24S53	TTR-156[55] 24S52	TTR-165-D 24S51	TTR-179-D 24S51	TTR-179-D 24S51	TTR-165-1D 26S51	TTR-195-2-D 24S50	TTR-179-D 24S51	T80-253 80-253 26S49
Choke	TTR-106-D 26C79	TTR-178-1-D 26C41	TTR-106-D TTR-106-2D 26C79	TTR-106-1-D 26C79	TTR-106-2-D 26C79	TTR-106-D 26C79	TTR-106-2-D 26C79	TTR-226-D 26C78	TTR-106-2-D 26C79	T33-238 26C41
Horizontal Oscillator	TTR-157 HS-2	NOT USED	TTR-157 HS-2	TTR-157 HS-2	TLF-566-D[57] HS-3	TTR-157/-D HS-2	TTR-157/-D HS-2	TLF-580-D TLF-581-D HS-7	TLF-566-D HS-3	SEE RINGING COIL
Horizontal Ringing Coil	NOT USED	NOT USED	NOT USED	NOT USED	NOT USED	NOT USED	NOT USED	TLF-581-D HS-8	NOT USED	T10-583 HS-5
Antenna Input (Balun)	TLF-139-D	NOT USED				NOT USED	NOT USED	NOT USED	NOT USED	A28280-24
Video IF	TLF-147D	TLF-147D	TLF-147D	TLF-147D	TLF-551D	TLF-567D TLF-567-1-D	TLF-551D 17-3497[1]	TLF-574D 17-1063	TLF-567D TLF-567-1-D	A28280-19 19-1021
Video IF	TLF-148D	TLF-147D	TLF-517D	TLF-147D	TLF-567D	TLF-568-D	TLF-560D	TLF-576D 17-1063	TLF-568-D	T10-541 17-1062
Video IF	TLF-149D	TLF-148D	TLF-148D	TLF-148D	TLF-568D	TLF-517-D	TLF-148D	TLF-593-D 17-1062	TLF-517-D	T10-542 17-1063
Video IF	NOT USED	TLF-151D	TLF-149D	TLF-147D	TLF-567-1D	TLF-149-D	TLF-149D	NOT USED	TLF-149-D	T10-588 T10-577
Ratio Det. or Quadrature	TLF-142D 17-3497[1]	TLF-142D 17-3497[1]	TLF-142D 17-3497[1]	TLF-531D 17-3497[1]	TLF-531D 17-3497[1]	TLF-531-D TLF-552-D 17-3497[1]	TLF-552D 17-3497	TLF-594-D[102] 17-3497	TLF-531-D TLF-552-D 17-3497[1]	T10-552 17-1033
Trap	TTR-158	TLF-114D 17-1031[1]	TLF-114D 17-1031[1]	NOT USED	TLF-570D 20-1004	TLF-570-D 20-1004	TLF-114-D 17-1031[1]	TLF-579-D 20-1004	TLF-570-D 20-1004	T10-581 A28286 20-1004
Trap	TLF-114D 17-1031[1]	NOT USED	TTR-158	TLF-157D	NOT USED	TLF-525-D 20-1004	NOT USED		TLF-525-D 20-1004	T10-574 A28314[104] 20-1021
1st Sound IF	TLF-114D 17-1031[1]	TLF-114D 17-1031[1]	TLF-114D 17-1031[1]	TLF-114D 17-1031[1]	TLF-114D 17-1031[1]	TLF-114-D 17-1031[1]	TLF-114D 17-1031[1]	TLF-579-D 20-1004	TLF-114-D 17-1031[1]	T10-587[47] 20-1004
2nd Sound IF	NOT USED	NOT USED	NOT USED	NOT USED	NOT USED	NOT USED	NOT USED	NOT USED	NOT USED	NOT USED
AM IF and FM IF	NOT USED	NOT USED	NOT USED	NOT USED	LF-32[93] 16-6758	LF-32 LF-35 16-6758	NOT USED	NOT USED	LF-32 LF-35 16-6758	NOT USED
AM IF and FM IF	NOT USED	NOT USED	NOT USED	NOT USED	LF-35 16-6758	LF-30 LF-34 16-3478	NOT USED	NOT USED	LF-30 LF-34 16-3478	NOT USED
Peaking	TLF-503 19-3036	TLF-133D	TLF-503 19-3036	TLF-513D 19-3125	TLF-146D[94] 19-3001	TLF-503 19-3036	TLF-503 19-3036		TLF-503 19-3036	T33-226[72, 103] 19-1006
Peaking	TLF-504 19-4180	TLF-134D	TLF-502 19-4125	TLF-514D 19-3660	TLF-135D 19-4160	TLF-502 19-4125	TLF-502 19-4125		TLF-502 19-4125	T10-557[73] 19-3093
Peaking	TLF-502 19-4125	TLF-135D 19-4160	TLF-519D 19-3100	TLF-526D 19-4201[50]	TLF-562D 19-3300	TLF-519D 19-3100	TLF-519D 19-3100		TLF-519D 19-3100	T10-579[74] 19-3500
Peaking	TLF-503 19-3036	TLF-136D	TLF-503 19-3036	NOT USED	TLF-502D 19-4125	NOT USED	NOT USED		NOT USED	T10-580[75] A28255-2 19-3180[32]
RF Choke	TLF-146D 19-3001	TLF-528D	TLF-146D 19-3001	TLF-146D 19-3001	TLF-146D 19-3001	TLF-146D 19-3001	TLF-146D 19-3001		TLF-146D 19-3001	T10-578[76] 19-4412
Filament Choke	NOT USED	TLF-144D 19-3001	NOT USED	TLF-520D TLF-144D 19-3001	TLF-520D 19-3001	NOT USED	NOT USED		NOT USED	T33-236 A28276 A28280-23 19-3001

Service notes may be found at the end of the SILVERTONE section.

PART NAME	31	32	33	34	35	36	37	38	39	40
Flyback	T80-265[60] Fly-68	T80-289 Fly-37[59]	T80-293	T80-320 Fly-125	M55C133[64] Fly-5[63]	M55C152-B M55C149 Fly-12[83]	M55C156 M55C171 Fly-8	55B253[85] Fly-25[84]	55B251 Fly-25	55D274[88] Fly-25[87]
Yoke	T83-694 T83-669 Y-5	T83-743 Y-7[8]	T83-743 T83-776 Y-7[8]	T10-673/82 T10-696/92 Y-10[46 61]	M53A180[65] Y-3	M53C201-D M53C197-B Y-78	M53C203/217 Y-12	53D325 Y-16[8 37]	53D324 Y-11[46 61]	53D325 Y-16[8 37]
Vertical Output	T80-261 26S52	T80-287 26S52	T80-290 26S72[1·4]	T80-316 26S25	M55A128 M55B128 26S52	M55B151-B 26S54	M55B128/166 26S52	55B260 55C260 26S76	55C249 26S17	55B260 55C260 26S76
Vert. Blocking Oscillator	T80-257 26A03[1]	T80-288 26A03[1]	T80-288 26A03[1]	T80-317 26A03[1]	M55B115 24A87	M55C115 24A87	NOT USED	55B250 26A05	55B250 26A05	55B250 26A05
Width Coil	T10-551 WC-11	T10-602 WC-11[38]	T10-551 WC-11	NOT USED	M51B1072-1 M51B1230 WC-11	M51A1261-C WC-14	M51B1277 WC-17	NOT USED	NOT USED	NOT USED
Linearity	T10-561 WC-14	T10-604 WC-22[38]	T10-582 WC-22	NOT USED	M51B1071 M51B1232 WC-14	M51A1243-C WC-33	M51B1335 WC-18	NOT USED	NOT USED	NOT USED
Power	T80-264 26R95	T80-292 26R95	T80-294 26R90[10]	NOT USED	M52C185[70] 26R64	M52C204[81] 26R24	M52C212	NOT USED	NOT USED	NOT USED
Filament	NOT USED	NOT USED	NOT USED	80-318 T80-318	NOT USED	NOT USED	NOT USED	52C322[86] 26F64	52C322[86] 26F64	52C322[86] 26F64
Focus Coil	T10-560 FC-3	T10-603 FC-3	T10-560 FC-3	NOT USED	M51B1158/9 M51B1280	M51B1246 M51B1287	M51B1337	NOT USED	NOT USED	NOT USED
Audio Output	T80-253/E C80-253 26S49	T80-286 B80-286 26S49	T80-291 24S50[1]	80-319[62] T80-319 24S48	M55C132[71] 24S52	M55B150 24S51[1]	M55A157 26S64	55B248 24S53	55B248 24S53	55B248 24S53
Choke	NOT USED	T33-238 26C41	T33-238 26C41	NOT USED	R62175 20C53	M56C116 26C41[1]	M56B117 26C41[1]	56B187 26C41	56B187 26C41	56B187 26C41
Horizontal Oscillator	SEE RINGING COIL	SEE RINGING COIL	SEE RINGING COIL	T10-669 HS-3	M51B1153 HS-9	M51B1242 HS-3	M51B1242 HS-3	50C648 HS-9	50C648 HS-9	50C648 HS-9
Horizontal Ringing Coil	T10-555 HS-5	T10-583 HS-5	T10-583 HS-5	NOT USED	NOT USED	NOT USED	NOT USED	NOT USED	NOT USED	NOT USED
Antenna Input (Balun)	NOT USED	NOT USED	NOT USED	15-1082	NOT USED			15-1082	NOT USED	
Video IF	19-1021	T10-593 T10-597	T10-593[105] T10-597	T10-670[98] 17-1006	50A431 M50A431 17-1063	M50A475 17-1062	M51A1288 17-1063	51A1926	51A1861 17-1003	51A1926
Video IF	T10-541 17-1062	T10-594 17-4531[1]	T10-594 T10-659 17-4531[1]	T10-672 17-1064	50A431 17-1063	M50A476-E 17-1069	M51A1289 17-1063	51A1925 20-1049	51A1854 17-1062	51A1925 20-1049
Video IF	T10-542 17-1063	T10-595 17-5003[1]	T10-595 T10-660 17-5003[1]	T10-672 17-1064	50A431 17-1063	M50A477 17-1063		51A1927 17-4501	51A1862	51B1948 17-4501
Video IF	T10-543 17-1062	T10-596 17-5004[1]	T10-596 17-5004[1]	T10-677 17-5003	M50B458 50B58 17-1064	M51B1290 17-1063		50A654 17-5004[1]	50A623	50A654 17-5004[1]
Ratio Det. or Quadrature	T10-552 17-1033	T10-552 17-1033	T10-552 17-1033	T10-552 17-1033	50B406 M50B406 17-1033	M50B473D 17-1033	M50B473 17-1033	51A1857 20-1005	51A1857 20-1005	51A1857 20-1005
Trap	T10-574 20-1021	T10-581 20-1004	T10-581 20-1004	T10-674 20-1020	M51B1231 20-1021			51A1858 20-1020	51A1858 20-1020	51A1996 20-1020
Trap	T10-571 20-1004	NOT USED	NOT USED	NOT USED	NOT USED			NOT USED	NOT USED	NOT USED
1st Sound IF	T10-556 17-3400	T10-587 20-1004	T10-587 20-1004	T10-674 20-1020	50A432 M50A432 20-1020	M50A474G 20-1004	M50B474 20-1004	51A1858 20-1020	51A1858 20-1020	51A1996 20-1020
2nd Sound IF	NOT USED	NOT USED	NOT USED	NOT USED	NOT USED			51A1859 20-1020	51A1859 20-1020	51A1859 20-1020
AM IF and FM IF	NOT USED	NOT USED	NOT USED	NOT USED	NOT USED			NOT USED	NOT USED	NOT USED
AM IF and FM IF	NOT USED	NOT USED	NOT USED	NOT USED	NOT USED			NOT USED	NOT USED	NOT USED
Peaking	T10-565 19-4412	T10-600 19-3160	T10-600[107] 19-3160	T10-676 19-3125	51B1154 M51B1154			53A307 19-1006	53A307 19-1006	53A307 19-1006
Peaking	T10-557 19-3093	T10-601 19-3180	T10-590 19-3250	T10-590 19-3250	51B1155 M51B1155			51C1875 19-4950[27]	51C1875 19-4950[27]	51A1952 19-3075[27]
Peaking	T10-558 19-4400	T10-591 19-3160[27]	T10-591 19-3160[27]	T10-671 19-4250	51A1166			51C1876 19-3500[27]	51C1876 19-3500[27]	51A1947 19-3500[27]
Peaking	T10-566 19-4200	T10-590 19-3250	T10-590 19-3250	T10-590 19-3250	NOT USED			NOT USED	NOT USED	51A1997 19-5100
RF Choke	NOT USED	19-3001	19-3001	19-3100	19-3100			19-1006	19-1006	53A342 19-1004
Filament Choke	19-3001	19-3001	19-3001	19-3100	M53B009 19-3100			53A282 19-3001	53A282 19-3001	53A282 19-3001

Service notes may be found at the end of the SILVERTONE section.

SILVERTONE

PART NAME	41	42	43	44	45	46	47	48	49	50
Flyback	80-368/-411 80-390 Fly-126	55D285 Fly-109	THC10000A[95] Fly-68[1]	80-326 80-361 Fly-127	80-336 80-363 Fly-127	PMC-56049 80-326 Fly-127	80-415 80-375 Fly-127	80-376[45] Fly-127	55-301 55C301 Fly-146	C80-1-3B/H 80-3-3 Fly-168
Yoke	10-792[90] Y-18[61, 91]	53-377 Y-10[8, 89]	YDB10000A YD-10001 Y-6	10-698A/D[99] Y-16[8 37]	10-698D/A[99] Y-16[8 37]	PMC-56050 10-698A/D Y-16[8 61]	C10-815B 10-815 Y-16[8 44]	C10-815B[123] 10-815 Y-16[8, 44]	53C396 53-396 Y-60[37]	D80-2-4J[118] Y-97
Vertical Output	80-325 26S25	55 C284 26S77	TOB10045E[96] 26S52	80-325 26S25	80-347 26S54	PMB-56048 80-325 26S25	80-325 26S25	80-377 26S25	55A303 55-303 26S85	B80-1-2C/F 80-1-2 26S06
Vert. Blocking Oscillator	NOT USED	NOT USED	TOA10051A TO-10051 26A03	80-317 80-328 26A03	80-328 26A03	PMB-56037 80-317 26A03[1]	80-380 26A03	80-380 26A03	NOT USED	NOT USED
Width Coil	NOT USED	NOT USED	TOA10023[97] WC-11	NOT USED	NOT USED	NOT USED	NOT USED	NOT USED	NOT USED	NOT USED
Linearity	NOT USED	NOT USED	TOA10024 TO-10024 WC-14	NOT USED	NOT USED	NOT USED	NOT USED	NOT USED	NOT USED	NOT USED
Power	NOT USED	NOT USED	TPC10005A TPC10018/11 26R95	NOT USED	NOT USED	NOT USED	NOT USED	NOT USED	NOT USED	NOT USED
Filament	80-373	NOT USED	NOT USED	80-318	80-345 80-334	PMC-50034 80-318	80-386 21F24[1, 10]	80-382 80-414	NOT USED	80-1-5, 80-4-5 80-2-5, 80-5-5
Focus Coil	NOT USED	NOT USED	NOT USED	NOT USED	NOT USED	NOT USED	NOT USED	NOT USED	NOT USED	NOT USED
Audio Output	80-319/-378[92] 24S48	55B248/-248 85C186 24S50	TOC10034/C TO-10034 24S48	80-319 24S48	80-342 26S49	PMA-51022 80-319 24S48	80-378 24S48	80-389[124] 24S61	55C302 24S48	80-21-1 82-21-1 24S48
Choke	NOT USED	56B224 26C77	LGA-10021A 26C43	NOT USED	NOT USED	NOT USED	NOT USED	NOT USED	56A250 26C77	NOT USED
Horizontal Oscillator	10-791 10-3-5	SEE RINGING COIL	SEE RINGING COIL	T10-690[122] HS-9	T10-690[122] HS-9	PMB-52122 10-690 HS-3	10-18-1 HS-3	10-18-1 HS-3	SEE RINGING COIL	10-121-1[117]
Horizontal Ringing Coil	NOT USED	51B2109 HS-5	LGA-10017A/B LG-10017 HS-5	NOT USED	NOT USED	NOT USED	NOT USED	NOT USED	51-2169 HS-5	NOT USED
Antenna Input (Balun)	2266-1	NOT USED		5382-1	1921-1	5382-1				2266-1
Video IF	10-785 20-1049	51-2104 20-1049	TSA10030B 17-1003	T10-670[111] 17-1006	10-680 17-5002	10-680[112] 17-5002	10-60-2 17-5014[113]	10-60-2 17-5014[113]	51-2167 17-4534	10-14-3 10-82-2
Video IF	10-786 17-4524	51-2105 17-4522	TSA10054 17-1063	T10-672 17-1064	10-677 17-5003	10-677 PMB-52109 17-5003	10-8-2 10-28-2 17-5014	10-8-2 10-28-2 17-5014	51-2168	10-15-3 10-16-3
Video IF	10-787 17-5001	50-688 17-5001[1]	TSA10054 17-1063	T10-675 17-1063	10-678 17-5001	10-678 10-679 17-5001	10-35-2 10-10-3 10-9-3	10-4-3 10-9-3 10-6-3	50-688 17-5001[1]	10-77-3 10-17-3
Video IF	NOT USED	NOT USED	TSA10054 17-1063	10-678 10-679 17-5001	10-679 17-5001	PMB-52121 PMB-52110 PMB-52111 17-5001	10-9-2 10-6-3 10-4-3	10-10-3 10-29-2 10-35-2	NOT USED	10-83-2
Ratio Det. or Quadrature	10-689 17-3497	51A1857 20-1005	TSB10051 TSB10051A 17-1033	T10-552 17-1033[1]	10-689 17-3497	10-689 17-3497	10-3-0[116] 17-3497	10-3-1[116] 17-3497	51A1857 20-1005	10-21-0 10-100-2
Trap	10-781 17-3495	51B1996 20-1020	TSA10050A 20-1004	T10-674 10-674 20-1020	10-674 20-1020	10-674 20-1020	10-11-1 17-3495	10-11-0 17-3495	51B1996 20-1020	10-120-1 10-152-1 17-1072[24]
Trap	NOT USED	NOT USED	NOT USED	NOT USED	NOT USED	PMB-52108 17-4503[1]	10-61-1 10-91-1 20-1020	10-61-1 10-91-1 20-1020	NOT USED	10-146-1
1st Sound IF	10-781 17-3495	51B1996 20-1020	TSA10050B 20-1004	T10-674 10-674 20-1020	10-674 20-1020	10-674 20-1020	10-11-1 17-3495	10-11-0 17-3495	51B1996 20-1020	10-120-1 17-1072[24]
2nd Sound IF	NOT USED	51-2103 20-1020	TSA10050C 20-1004	NOT USED	NOT USED	NOT USED	NOT USED	NOT USED	51-2166	NOT USED
AM IF and FM IF	NOT USED	NOT USED	NOT USED	NOT USED	NOT USED	PMB-52033 16-6758	10-42-2 16-6758	NOT USED	NOT USED	10-73-2 10-72-2 16-6780
AM IF and FM IF	NOT USED	NOT USED	NOT USED	NOT USED	NOT USED	PMB-52033 16-6758	10-41-2 16-6758	NOT USED	NOT USED	10-72-2 10-73-2 16-6780
Peaking	10-789 19-1006	53A307 19-1006		T10-676 10-676 19-3125	10-676 19-3125	10-676 19-3125			51-2102	10-12-1 19-3125
Peaking	10-788 19-3075	51-2101 19-4400[27]		T10-590 10-590 19-3250	10-590 19-3250	10-590 19-3250			51-2101 19-4400[27]	10-64-1 19-4060
Peaking	10-790 19-3250[27]	51-2100 19-3180[27]		T10-671 10-671 19-4250	10-671 19-4250	10-671 19-4250			51A2184 19-3100	10-66-1 19-3250
Peaking	10-590 19-3250	NOT USED		T10-609 10-609 19-3250	10-609 19-3250	10-609 19-3250			NOT USED	10-86-1 19-3250
RF Choke	33-248	53A342 19-1004		1984-17 10-697 19-3001	1911-5 19-6033	10-697 19-3001			53-342	10-126-1 19-3250
Filament Choke	33-246 19-3001	53A282 19-3001		1785-47 19-3001	1894-1 1894-2 19-3001	301-6 301-9 301-1 19-3001			53A307 19-1006	10-122-1 19-1002

Service notes may be found at the end of the SILVERTONE section.

SILVERTONE

PART NAME	51	52	53	54	55	56	57	58	59	60
Flyback	C80-1-3B 80-1-3B Fly 168	D80-2-3A 80-2-3 Fly 127	80-3-3F 80-1-3(80-3-3) Fly 168	80-4-3F Fly 168	80-6-3 Fly 168	80-8-3 Fly 211	D80-9-3D 80-9-3 Fly 211	80-364C	80-12-3 Fly 212	D80-9-30 (80-9-3) Fly 211
Yoke	D80-2-4J 80-2-4 Y 97	D80-1-4L 80-2-4(80-1-4) Y 97	D80-5-4A/C 80-5-4,80-17-4 Y 97	D80-7-4H 80-7-4 Y 96	80-5-4 Y 97	80-9-4/A 80-7-4,80-10-4 Y 96	D80-5-4C 80-5-4 Y 97	10-800	80-11-4 80-9-4 Y 96	D80-5-4C 80-5-4 Y 97
Vertical Output	B80-1-2-C 80-1-2 26S06	B/80-377 80-2-2 26S25	80-1-2[125] 26S06	B80-3-2C 80-3-2 26S24	80-1-2 26S06	B80-3-2C 80-3-2 26S24	D80-1-2G 80-1-2 26S06	80-352 26S72	80-7-2 26S24	B80-1-2G 80-1-2 26S06
Vert. Blocking Oscillator	NOT USED	B80-1 80-1-7 26A03	NOT USED	NOT USED	NOT USED	NOT USED	NOT USED	80-371 26A04	NOT USED	NOT USED
Width Coil	NOT USED	NOT USED	NOT USED	NOT USED	NOT USED	NOT USED	NOT USED	NOT USED	NOT USED	NOT USED
Linearity	NOT USED	NOT USED	NOT USED	NOT USED	NOT USED	NOT USED	NOT USED	NOT USED	NOT USED	NOT USED
Power	NOT USED	NOT USED	NOT USED	NOT USED	NOT USED	NOT USED	80-10-0	80-372	NOT USED	80-10-0
Filament	NOT USED	80-3-5A 80-7-5	80-10-5 80-5-5	NOT USED	80-11-5	NOT USED	NOT USED	NOT USED	NOT USED	NOT USED
Focus Coil	NOT USED	NOT USED	NOT USED	NOT USED	NOT USED	NOT USED	NOT USED	NOT USED	NOT USED	NOT USED
Audio Output	80-6-1 24S49	80-34-1 24S64	80-21-1 80-72-1 24S48	80-21-1 24S48	80-72-1 24S48	80-81-1 80-63-0 24S51	80-80-1B 30-80-1 24S51	80-353 26S49	80-117-1 24S51	80-80-1B[127] 80-80-1 24S48
Choke	NOT USED	NOT USED	NOT USED	NOT USED	NOT USED	NOT USED	NOT USED	33-245[121] 26C92	NOT USED	NOT USED
Horizontal Oscillator	10-121-0/-1	10-8-5	10-13-5 HS 22	10-13-5 HS 22	10-13-5 HS 22	10-13-5 HS 22	10-13-5 HS 22	10-19-4[126] HS 7	10-167-1	10-13-5 HS 22
Horizontal Ringing Coil	NOT USED	NOT USED	10-11-5 10-20-5	NOT USED	NOT USED	10-11-5 10-28-5	NOT USED	NOT USED	10-30-5 HS 8	NOT USED
Antenna Input (Balun)	2309-5		2309-5	2309-5	2309-5				2309-5	2309-5
Video IF	10-9-2 17-5002	10-35-2	10-14-3 10-82-2	10-82-2	10-82-2	10-25-3	10-25-3	10-17-2 17-5004	10-25-3	10-25-3
Video IF	10-76-2 17-5003	10-9-3	10-15-3 10-16-3	10-16-3	10-16-2	10-21-3	10-21-3	10-18-2 17-5004	10-21-3	10-21-3
Video IF	10-7-2 17-5004	10-10-3	10-77-2 10-17-3	10-17-3	10-17-3	10-22-3	10-22-3	10-31-2 17-5004	10-22-3	10-22-3
Video IF	10-8-2 17-5004	10-60-2	10-83-2	10-83-2	10-83-2	10-24-3	10-24-3	10-16-2	10-24-3	10-24-3
Ratio Det. or Quadrature	10-3-0 17-3497	10-19-0	10-12-5 10-21-0	10-21-0	10-21-0	10-17-5	10-17-5	10-3-0 17-3497	10-26-5	10-17-5
Trap	10-91-1 20-1020	10-94-1	NOT USED	NOT USED	NOT USED	NOT USED	NOT USED	10-33-1	10-152-1 17-107[24]	10-152-1 17-107[24]
Trap	NOT USED	NOT USED	NOT USED	10-120-1 17-107[24]	NOT USED	NOT USED	NOT USED	10-5-0 17-4538	NOT USED	NOT USED
1st Sound IF	10-91-1 20-1020	10-94-1	10-120-1 17-107[24]	10-146-1	10-146-1	10-152-1 17-107[24]	10-152-1 17-107[24]	10-6-0 10-743	10-152-1 17-107[24]	10-152-1 17-107[24]
2nd Sound IF	NOT USED	NOT USED	10-100-2	NOT USED	NOT USED	10-23-3	10-23-3	10-21-2 17-3495	10-23-3	10-23-3
AM IF and FM IF	NOT USED	10-72-2 10-73-2 16-6780	NOT USED	NOT USED	NOT USED	NOT USED	10-73-2 16-6786	NOT USED	NOT USED	NOT USED
AM IF and FM IF		10-72-2 16-6780	NOT USED	NOT USED	NOT USED	NOT USED	10-72-2 16-6787	NOT USED	NOT USED	NOT USED
Peaking	10-65-1	10-127-1 19-3300	10-64-1 19-4060	10-64-1 19-4060	10-64-1 19-4060	10-64-1 19-4060	10-64-1 19-4060		10-64-1 19-3060	10-64-1 19-3060
Peaking	10-64-1 19-4060	10-12-1 19-3125	10-66-1 19-3250	10-66-1 19-3250	10-66-1 19-3250	10-66-1 19-3250	10-66-1 19-3250		10-86-1 19-3275	10-86-1 19-3275
Peaking	10-66-1 19-3250	10-128-1 19-420[027]	10-86-1 19-3250	10-86-1 19-3250	10-86-1 19-3250	10-86-1 19-3250	10-86-1 19-3250		10-166-1 19-3275	10-166-1 19-3250
Peaking	10-86-1 19-3250	10-86-1 19-3250	10-86-1 19-3250	10-86-1 19-3250	10-86-1 19-3250	10-86-1 19-3250	10-86-1 19-3250		10-86-1 19-3275	NOT USED
RF Choke	10-126-1 19-3250	10-124-1	10-136-1 19-1002	10-136-1 19-1002	10-136-1 19-1002	10-136-1 19-1002	10-136-1 19-1002		10-124-1 19-1008	10-136-1 19-1002
Filament Choke	10-122-1 19-1002	10-122-1 19-1002	10-122-1 19-1002	10-122-1 19-1002	10-122-1 19-1002	10-149-1 19-3036	10-149-1 19-3036		10-149-1 19-3036	

Service notes may be found at the end of the SILVERTONE section.

SILVERTONE

PART NAME	61	62	63	64	65	66	67	68	69	70
Flyback	80-1-3Q[128] 80-1-3 Fly 168	D80-10-3B 80-10-3 Fly 212	D80-14-3D 80-14-3 Fly 257	D80-13-3D 80-13-3 Fly 257	80-15-3 80-10-3 Fly 212	241-0050/49 Fly 210	C80-1-3R/S 80-1-3 Fly 168	D80-17-3R/B 80-17-3 Fly 257	D80-18-3A 80-18-3 Fly 257	109221
Yoke	D80-5-4F 80-5-4(80-17-4) Y 97	D80-10-4 80-10-4,80-12-4 Y 96	80-11-4[132] 80-13-4 Y 96	80-11-4[132] 80-13-4 Y 96	80-12-4 Y 96	100-0040 Y 46	80-24-4/A 80-25-4 Y 97	D80-20-4B[135] 80-20-4 Y 96	80-22-4/-27-4 80-20-4 Y 96	109845 Y 107
Vertical Output	B80-1-2G[129] 80-1-2 26S06	C80-4-2C 80-4-2 26S24	D80-8-2A 80-8-2 26S29	80-8-2/A 26S29	80-4-2 26S24	241-0047 26S29	80-11-2/A 26S30	80-8-2/A 80-10-2 26S29	D80-10-2A 80-10-2 26S29	109850 26S86
Vert. Blocking Oscillator	NOT USED	C80-3-7B 80-3-7 26A05	NOT USED	NOT USED	80-3-7 26A05	NOT USED	NOT USED	NOT USED	NOT USED	NOT USED
Width Coil	NOT USED	NOT USED	NOT USED	NOT USED	NOT USED	NOT USED	NOT USED	NOT USED	NOT USED	NOT USED
Linearity	NOT USED	NOT USED	NOT USED	NOT USED	NOT USED	NOT USED	NOT USED	NOT USED	NOT USED	105196 WC 35
Power	80-45-0 24R20U[1]	80-33-0 80-41-0	80-41-0	NOT USED	80-41-0	NOT USED	NOT USED	80-52-08 80-52-0	80-52-0	109286 26R150
Filament	80-5-5	NOT USED	80-13-5	NOT USED	NOT USED	NOT USED	NOT USED	NOT USED	NOT USED	NOT USED
Focus Coil	NOT USED	NOT USED	NOT USED	NOT USED	NOT USED	NOT USED	NOT USED	NOT USED	NOT USED	NOT USED
Audio Output	80-81-1[130] 80-63-1 24S51	80-87-1[131] 24S96	80-136-1[134] 24S48	80-135-1 24S51	80-87-1 24S96	143-0095 24S83	B80-81-1E 80-81-1 24S51	80-149-1B 80-149-1 24S83	80-135-1[136] 24S51	100037 26S48
Choke	NOT USED	NOT USED	NOT USED	NOT USED	NOT USED	145-0020 26C44	NOT USED	80-13-6 80-16-6 26C80	A80-15-6[124] 80-15-6 26C79	1002134 26C81
Horizontal Oscillator	10-21-5 10-28-	10-18-5	10-34-5 HS 16	10-34-5 HS 16	10-18-5	132-0022	10-34-5 HS 16	10-34-5 HS 16	10-34-5 HS 16	109251
Horizontal Ringing Coil	NOT USED	NOT USED	NOT USED	NOT USED	NOT USED	NOT USED	NOT USED	NOT USED	NOT USED	109237 HS 8[38]
Antenna Input (Balun)			3292-501	3292-501	2309-5		3656-502	3612-1		
Video IF	10-25-3	10-25-3	10-26-3 20-1044	10-25-3	10-25-3	119-0027	10-25-3	10-26-3 20-1044	10-22-3	109252 17-3418
Video IF	10-21-3	10-21-3	10-27-3	10-21-3	10-21-3	119-0028	10-21-3	10-27-3	10-28-3	109253 17-3419
Video IF	10-22-3	10-22-3	10-119-2	10-22-3	10-22-3	119-0028	10-22-3	10-143-2	10-21-3 10-33-3	109254
Video IF	10-24-3	10-24-3	NOT USED	10-28-3	10-24-3	119-0026	10-28-3	NOT USED	10-32-3 10-35-3	105294 17-3417
Ratio Det. or Quadrature	10-17-5 10-26-5	10-17-5	10-27-5	10-27-5	10-26-5	127-0002	10-35-5	10-36-5	10-35-5	106383 20-1050
Trap	10-152-1 17-1072[24]	10-152-1 17-1072[24]	10-152-1 17-1072[24]	10-29-3 17-1072[24]	10-152-1 17-1072[24]	119-0026 120-0027	10-29-3 17-1072[24]	10-152-1 17-1072[24]	10-39-0	109255
Trap	NOT USED	NOT USED	NOT USED	NOT USED	NOT USED	120-0023	NOT USED	NOT USED	10-34-0	105295
1st Sound IF	10-152-1 17-1072[24]	10-152-1 17-1072[24]	10-152-1 17-1072[24]	10-20-3		120-0023	10-29-3 17-1072	10-152-1 17-1072[24]	10-31-3 10-20-3	109261 20-1052
2nd Sound IF	10-32-2	10-23-2	10-23-3	10-30-3	10-23-3	NOT USED	10-31-3	10-23-3	10-31-3	NOT USED
AM IF and FM IF	44282-1	NOT USED	NOT USED	NOT USED	NOT USED	NOT USED	10-116-2 16-6780	NOT USED	NOT USED	NOT USED
AM IF and FM IF	46971-1/-2	NOT USED	NOT USED	NOT USED	NOT USED	NOT USED	10-116-2 16-6780	NOT USED	NOT USED	NOT USED
Peaking	10-64-1 19-3060	10-64-1 19-3060	10-148-1 19-3060	10-148-1 19-3060	10-64-1 19-3060	131-2036 19-3060	10-148-1 19-3060	10-148-1 19-3060	10-418-1 19-3060	102201 19-3060
Peaking	10-86-1 19-3275	10-86-1 19-3275	10-150-1 19-3275	10-170-1 19-3275	10-166-1 19-3275	131-3034 19-4160	10-147-1 19-3275	10-150-1 19-3275	10-150-1 19-3275	109838 19-3093
Peaking	10-66-1 19-3250	10-66-1 19-3250	10-147-1 19-3275	10-147-1 19-3275	10-147-1 19-3275	131-170-1 19-3375	10-170-1 19-3275	10-147-1 19-3275	10-147-1 19-3275	109840 19-3060
Peaking	NOT USED	NOT USED	10-169-1 19-1002	NOT USED	NOT USED	NOT USED	NOT USED	NOT USED	NOT USED	109171 19-3600
RF Choke	10-136-1 19-1002	10-155-1 19-1002	10-65-1 19-1010	10-65-1 19-1010	10-65-1 19-1010	118-0020 19-1005	NOT USED	10-172-1 19-1002	10-172-1 19-1002	NOT USED
Filament Choke										

Service notes may be found at the end of the SILVERTONE section.

SILVERTONE

PART NAME	71	72	73	74	75	76	77	78	79	80
Flyback	D80-19-3B	D/80-18-3/H D/80-13-3/G Fly 257	D/80-14-3/11[50] 80-17-3 Fly 257	80-25-3 Fly 273	8FT-564	80-26-3 D80-26-3D	D/80-28-3/A D/80-18-3/H Fly 257	D/80-30-3/A 80-14-3 Fly 257	D80-32-3 Fly 257	80-38-3/D
Yoke	80-25-4/A/B 80-24-4 Y 97	D/80-27-4/A D/80-29-4/F Y 96	80-20-4/L 80-29-4 Y 96	80-31-4 Y 107	DC-140 Y 72	D80-35-4F 80-35-4 Y 86[3]	D/80-38-4/A Y 96	D80-29-4/B 80-20-4 Y 96	D80-29-4B 80-29-4 Y 96	80-42-4 Y 96
Vertical Output	80-11-2/A/B 26S30	80-10-2/E[31] 26S29	80-13-2/E 26S24	80-14-2 26S86	8T-157 26S04[1]	80-15-2/A 26S23	80-10-2/F 26S29	80-13-2 26S24	80-13-2/E 26S24	80-20-2 26S23
Vert. Blocking Oscillator	NOT USED	NOT USED	NOT USED	NOT USED	NOT USED	NOT USED	NOT USED	NOT USED	NOT USED	NOT USED
Width Coil	NOT USED	NOT USED	NOT USED	NOT USED	TL-983 WC 22	NOT USED	NOT USED	NOT USED	NOT USED	NOT USED
Linearity	NOT USED	NOT USED	NOT USED	10-59-5	NOT USED	NOT USED	NOT USED	NOT USED	NOT USED	NOT USED
Power	80-54-0/A	NOT USED	80-52-0/B	80-72-0 26R150		NOT USED	NOT USED	NOT USED	NOT USED	NOT USED
Filament	NOT USED	NOT USED	NOT USED	NOT USED		NOT USED	NOT USED	NOT USED	NOT USED	NOT USED
Focus Coil	NOT USED	NOT USED	NOT USED	10-211-1		NOT USED	NOT USED	NOT USED	NOT USED	NOT USED
Audio Output	B80-81-1/E[28] 24S51	80-172-1A[32] 26S49	80-149-1/F 24S83	80-169-1 26S48	7T-145 24S05[1]	10-178-1[66] 24S53	80-170-1/C[68] 22S35	80-149-1/F 24S83	80-172-1 26S49	80-198-1A 22S34
Choke	NOT USED	80-20-6/B 26C79	80-19-6/C 26C80	80-23-6 26C81	9T-111	80-24-6/B 26C78	80-20-6/B 26C79	80-19-6/C 26C80	80-20-6/B 26C79	80-20-6/B 26C79
Horizontal Oscillator	10-34-5 HS 16	10-34-5 HS 16	10-34-5 HS 16	10-60-5	TL-995	10-67-5	10-34-5 HS 16	10-34-5 HS 16	10-34-5 HS 16	10-75-5
Horizontal Ringing Coil	NOT USED	NOT USED	NOT USED	NOT USED	NOT USED	NOT USED	NOT USED	NOT USED	NOT USED	NOT USED
Antenna Input (Balun)										
Video IF	10-22-3	10-44-3	10-26-3 20-1044	10-163-2	2TIF-403	10-45-3 17-4500	10-41-3	10-26-3	10-41-3	10-41-3
Video IF	10-28-3	10-22-3	10-37-3	10-164-2	2TIL-404	10-176-2	10-44-3	10-37-3	10-44-3	10-58-3
Video IF	10-36-3	10-28-3	10-43-3	10-174-2	2TIF-407	10-177-2 17-4522	10-22-3	10-143-2	10-22-3	10-59-3
Video IF	10-34-3	10-36-3 10-34-3	10-143-2	10-172-2	TL-998	NOT USED	10-36-3	NOT USED	10-36-3	NOT USED
Ratio Det. or Quadrature	10-35-5	10-35-5	10-36-5	10-48-5 20-1050	TIF-528	10-66-4	10-57-5	10-57-5	10-57-5	10-74-5
Trap	10-33-3 10-35-3	10-41-3 10-35-3		10-166-2 20-1052	2TIF-405	NOT USED	10-42-3	10-42-3	10-42-3	10-42-3
Trap	10-29-3 17-1072[24]	10-33-3 10-42-3	10-152-1 17-1072[24]	10-49-5 10-40-2	NOT USED	10-54-0 20-1020[1]	NOT USED	NOT USED	NOT USED	NOT USED
1st Sound IF	10-31-3	10-31-3	10-23-2	10-173-2	TIF-527	10-54-0 20-1020[1]	10-209-1	10-152-1 17-1072[24]	10-209-1	10-209-1
2nd Sound IF	NOT USED	10-209-1	NOT USED	NOT USED	TIF-529	10-175-2	10-31-3	10-23-3	10-31-3	10-53-3
AM IF and FM IF	10-116-2 16-6780	NOT USED	10-116-2 16-6780	CHROMA COILS See Note 53	NOT USED	NOT USED	NOT USED	10-116-2A 16-6780	10-116-2A 16-6780	NOT USED
AM IF and FM IF	10-116-2 16-6780	NOT USED	10-116-2 16-6780		NOT USED	NOT USED	NOT USED	10-116-2A 16-6780	10-116-2A 16-6780	NOT USED
Peaking	10-148-1 19-3060	10-148-1 19-3060	10-148-1 19-3060	10-217-1 19-4073	TL-265 19-4060	10-223-1 19-4060	10-148-1 19-3060	10-148-1 19-3060	10-148-1 19-3060	10-148-1 19-3060
Peaking	10-147-1 19-3275	10-147-1 19-3275	10-150-1 19-3275	10-202-1 19-4060	TL-267 19-3250	10-184-1 19-4251	10-147-1 19-3275	10-150-1 19-3275	10-147-1 19-3275	10-147-1 19-3275
Peaking	10-150-1 19-3275	10-183-1 19-3180	10-206-1	10-198-1 19-3125	TL-266 19-3180	10-225-1 19-4500	10-183-1 19-3180	10-2064	10-183-1 19-3180	10-183-1 19-3180
Peaking	10-124-1 19-1004	10-207-1 19-3275	10-172-1 19-1002	10-219-1 19-3036	TL-267 19-3250		10-270-1		10-207-1	NOT USED
RF Choke										
Filament Choke										

Service notes may be found at the end of the SILVERTONE section.

PART NAME	81									
Flyback	80-26-3/K									
Yoke	D80-45-4/A 80-45-4 Y 86^3									
Vertical Output	80-15-2/F 26S23									
Vert. Blocking Oscillator	NOT USED									
Width Coil	NOT USED									
Linearity	NOT USED									
Power	NOT USED									
Filament	NOT USED									
Focus Coil	NOT USED									
Audio Output	80-192-1/G 24S53									
Choke	80-24-6/B 26C78									
Horizontal Oscillator	10-75-5									
Horizontal Ringing Coil	NOT USED									
Antenna Input (Balun)										
Video IF	10-55-3									
Video IF	10-56-3									
Video IF	10-54-3									
Video IF	NOT USED									
Ratio Det. or Quadrature	10-74-5									
Trap										
Trap	10-209-1									
1st Sound IF	10-209-1									
2nd Sound IF	10-53-3									
AM IF and FM IF	NOT USED									
AM IF and FM IF	NOT USED									
Peaking	10-148-1 19-3060									
Peaking	10-207-1									
Peaking	10-206-1									
Peaking	NOT USED									
RF Choke										
Filament Choke										

Service notes may be found at the end of the SILVERTONE section.

1 Mounting difference.
2 Use schematic #3 and 5A packaged with unit.
3 Alter pin connections , to duplicate original.
4 Connect as autoformer.
5 520487 used in chassis 100.209A. 101.210/-1/-2/-3/-4 replaced by 26R21, 506709 used in radio chassis 101.202-1 replaced by 24R04.
6 508486 used in radio chassis 101.202-1 replaced by 24S51A[1].
7 Original terminals 7-6 -5-3-2-1 If insufficient width add capacitor. new terminals 9-7 or 8-5-4-3-1 across #T & #3 of Fly 24.
8 May require use of original network.
9 Mount with original spacers.
10 Parallel 6.3 volt windings.
11 R67316 used in chassis 101.854 replaced by 24S52[1].
12 R66191 used in radio chassis 101.859 replaced by 26R31U[1], R67304, R65463 used in 101.865 replaced by 24R94[10].
13 Used in 10" & 12-1/2" & 16" models, DC-10107 used in chassis 110.499-7/-8 replaced by Fly 59.
14 PC28278 used in chassis 110.499-7/-8 replaced by Y 5.
15 PB28302-1/-1E, A28278-3, A28317-3 used in some models replaced by Y 5.
16 PC28330, A28330 used in a few chassis replaced by Y 5, PC-28263 used in chassis 10.817-3/-6 - no replacement.
17 A-10152-1 used in chasis 110.817-1/-3/820-1/-3/821M-6 replaced by 26S27. A-10152 used in 110.821M-10/M-35 replaced by 26S27.
18 A-10134 used in chassis 110.700-100/-104 replaced by 26A04.
19 B-10106 used in a few models replaced by 24A87.
20 A28318-1 used in chassis 110.821M-6/M-10/M-35 replaced by WC 23.
21 W507587 replaced by 19-1007; W507367 replaced by 19-7100; W507586 replaced by 19-1000; W507970 replaced by 19-3001.
22 Mount in original can.
23 W506080, W505905 replaced by 16-3487; W508179 replaced by 17-3498.
24 Remove capacitor between Primary & Secondary.
25 520715, 507584 replaced by 17-1004[1]; 507343 replaced by 17-1003[1].
26 Disregard center tap.
27 Parallel coil with original circuit resistance.
28 B/80-126-1/C replaced by 24S64.
29 R61107 replaced by 14-1060.
30 R70182, R67804, 67810 - no replacement; R67802, R67803 replaced by 16-3487.
31 80-13-2/E replaced by 26S24.
32 80-135-1 replaced by 24S51.
80-87-1 replaced by 24S96.
33 E25696 replaced by 26R17 (use Resistor Voltage Divider for H.V. tap) in chassis 132.045-1 & chassis 132.044.
34 Original terminals 9-6 -7-T if excessive width is encountered, remove new terminals 9-7 & 8-5-1 capacitor shunt (130UUFD), connect WC 20 terminals #1 & #2 across Fly 14 terminals #1 & #3; #3 & #4 of WC 20 A.F.C. & A.G.C. terminals.
35 H23086 chassis 132.882 (early) - no replacement.
36 Connect original terminals 6-5-4-2-1 Remove original #3 connection. If to new terminals 5-4-3-2-1 excessive yoke ringing occurs, connect a 1000 ohm resistor in series with horizontal damping capacitor
37 Connect as in original circuit.
38 Use original slug or remount.
39 PMB-97326 used in chassis 456.200 series - no replacement.
40 Connect as original except connect original #4 to new #T.
41 PMA-56005-2 used in chassis 456.150-14, -18, -61, alternate in chassis 456.200-111 through -125 replaced by 24A87.
42 Connect width coil terminals #3 & #4 across H.V. transformer #1 to #3, #1 & #2 of width coil to A.F.C. network.
43 Connect high current 6.3 volt winding in series to get required 12.6V.
44 Jumper yoke #1 & #6 - connect yoke #3 to plug #7, yoke #1 & #6 to plug #5, yoke #4 to plug #3. When replacing yoke in chassis 528. 52024 and 528.52034 remove jumper from yoke #1 & #6. Connect yoke #1 to plug pin 4 & yoke #6 to plug #5.
46 Use original rear cover & centering device.
47 T-10-556, A28286 replaced by 17-3400; A-3392 replaced by 17-1033.
48 PMB-51020 used in chassis 456.33400, 33500, 34300, 34400 replaced by 26S49[1]. PMB-51019 used in radio chassis - no replacement.
49 N23095 replaced by 19-3001, N25415 replaced by 17-4524.
50 80-21-3 used in chassis 456/528.6012/0 thru .60153 - no replacement.
51 N25474 replaced by 17-4504.
52 N22500-8 replaced by 19-1006[27]; N25468-1 replaced by 19-3180.
53 Chroma Coils: 10-212-1, 10-213-1, 10-52-0, 10-50-0, 10-51-0 - no replacement.
54 TTR-188-D used in 478.253-1, 257-1 replaced by 26R15.
55 TTR-179-D used in 478.302/303/303A/253-1/257-1 replaced by 24S51.
56 Connect both filament leads from 12.6V.CT winding to single high current 6.3 volts.
57 TTR-157/-D used in chassis 478.309/311 replaced by HS 2.
58 TTR-224-D, TTR-227-D (alternate) replaced by Y 12.
59 Original terminals 5 - 4 - 3 - 2 - 1 - A - G new terminals 10 & 11 - 6 - 4 - 2 - 1 - 9 - 8
60 T80-263, T80-265G, T80-279 alternates replaced by Fly 68.
61 Change wiring to conform with original.
62 T80-329 used in chassis 528.33400/33500/34300 replaced by 26S49.
63 Use schematic #1 packaged with unit.
64 M55C154/155/144 used in some chassis replaced by Fly 5 (use schematic #2 packaged with unit).
65 M53C195 used in chassis 549.100-2/-3/-5/-7/-8/-9 replaced by Y 7, M53C202 used in chassis 549.100-6 replaced by Y 5, M53C194 used in chassis 549.100-4 replaced by Y 3.
66 80-188-1 used in chassis 456/528.60826/27 - no replacement.
67 D80-36-4P (80-36-4), D80-27-4A (80-27-4) replaced by Y 96.
68 80-172-1/D replaced by 26S49.
69 N22500-11 replaced by 19-3300[27]; N22500-12 replaced by 19-3500.
70 M52C199 used in chassis 549.100-3/-5/-7/-8/-9 replaced by 26R66[1]. M52C196 used in 549.100-2 replaced by 26R27U (use low secondary tap).
71 R62174 used in radio chassis 101.831-1 replaced by 22S56.
72 Chassis 528.263-2/264-2/266-1/286/270 use 19-1006.
73 Chassis 528.263-2/264/266-1/286/270 use 19-4120.
74 Chassis 528.263-2/264-2/266-1/286/270 use 19-4201.
75 Chassis 528.263-2/264-2/266-1/286/270 use 19-325[32].
76 Chassis 528.263-2/264-2/266-1/286/270 use 19-350[32].
77 41879 replaced by 16-3445 (add coupling capacitor externally).
78 25468-24 replaced by 19-4201; 25468-10 replaced by 19-3093.
79 Parallel coil with 22 K resistor.
80 Add 3.3 K resistor externally.
81 M52C223 used in 549.101-3 (alternate) replaced by 26R22; M52C224 (same Chassis) - no replacement.
82 PMA-52021 replaced by 17-1003; PMA-52029 replaced by 17-1062; PMA-52029-2 replaced by 17-1063.
83 Connect same as original, #1 and #T not used.
84 Original terminals 3 - 1 - 5 - 2 new terminals 6 - 3 - 5 - 2
85 55B266 (alternate) replaced by Fly 25. Original terminals 4 - 7 - 2 - 6 new terminals 6 - 3 - 5 - 2
55D270, 55B270 (alternate) replaced by Fly 25. Original terminals 4-5-6 new terminals 6-3-2
86 52C341, 52C314 used in a few models - no replacement.
87 Original terminals 4 - 5 - 2 - 6 new terminals 6 - 3 - 5 - 2
88 55B274 used in chassis 549.16003 replaced by Fly 25. Old lugs 4-7-2-6 New lugs 6-3-5-2
89 Ground lug #5.
90 10-790/-826 used in a few chassis - no replacement.
91 Use original centering device & insulate width sleeve.
92 83-319 used in chassis 456.50020/21 - no replacement.
93 LF-30, LF-34 replaced by 16-3487; LF-33 replaced 17-3498.
94 LC-13 replaced by 19-1006; LC-15 replaced by 19-3001.
95 THC-10003/E, TH-10000 replaced by Fly 68[1], THC-10002 replaced by Fly 5[1] (use schematic #1 packaged with unit).
96 TOB-10045D, TO-10045 replaced by 26S51.
97 TO-10023, TOA-10023C replaced by WC 11, TOA-10053 used with THC-10002 flyback replaced by WC 14.
98 T10-680 replaced by 17-5002[100], T10-678 replaced by 17-5000; T10-679 replaced by 17-5004.
99 10-692/-699 replaced by Y 10, 10-709/710/711/691 - no replacement.
100 Use one winding only.
102 TLF-557-D replaced by 17-1031[1].
103 A-28253 replaced by 19-3036; A-28255-1 replaced by 19-3125; A-28255-4 replaced by 19-3300.
104 A-1201 replaced by 17-3497.
105 T10-658, T10-662 - no replacement; T10-6661 replaced by 17-5001[1]. T10-541 replaced by 17-1062; T10-542 replaced by 17-1063; T10-588, T10-617 - no replacement.
107 T33-237 replaced by 19-6022; T10-607 replaced by 19-4120; T10-609 replaced by 19-3250.
111 10-680 replaced by 17-5002; 10-677 replaced by 17-5003; 10-689 replaced by 17-3497.
112 PMA-52104 replaced by 17-1064; PMB-52106 replaced by 17-1033; PMB-52107, PMB-52105, PMA-52105 - replaced by 20-1020.
113 Add coupling capacitor externally.
115 TLF-553-D used in some models replaced by WC 18.
116 10-26-1 replaced by 17-1033.
117 10-11-5, 10-143-1, used in some versions - no replacement. 10-13-5 replaced by HS 22.
118 80-2-4, 80-1-4, 80-2-4H used in some chassis all replaced by Y 97. 80-5-4 replaced by Y 97.
121 33-244 used in Low B+ replaced by 26C77.
122 T10-669 used in chassis 528.35301, .38101, .38500, .38700, .38901 replaced by HS 3.
123 10-827 used in chassis 528.52022/24 - no replacement. 80-1-4 used in chassis 528.52030/31/32/33/34 replaced by Y 97.
124 80-413 used in chassis 528.52040/050 - no replacement.
125 B80-1-2F (80-1-2) replaced by 26S19, 80-9-2 used in chassis 456/528.50361/2/3/4/5/6/9, .50357/8/9/60 - no replacement.
126 10-738 used in late production of 528.46300 - no replacement.
127 80-71-1, 80-41-1 used in Radio and Amp. chassis 528.59200, 528.53190/91 - no replacement.
128 80-8-3 used in chassis 456/528.51596/97 replaced by Fly 211. 80-16-3 used in chassis 456/528.51598/99 - no replacement.
129 80-9-2 used in chassis 456/528.51710/11/12/13 - no replacement.
130 80-78-1 & 80-110-1 used in Amp. chassis - replaced by 22S86. 80-126-1 used in Amp. chassis 528.59540 replaced by 24S64. 80-134-1 used in Amp. chassis 456/528.59770 - no replacement.
131 80-106-1 used in Stereo Amp. replaced by 24S43. 80-98-1 used in Stereo Amp. replaced by 24S17.
132 80-16-4 used in some models - replaced by Y 96.
134 80-137-1 used in a few models - no replacement.
135 80-21-4 alternate replaced by Y 96. 80-20-2 & 80-16-20 used in 456/528.51780/81/82/83 - no replacement.
136 C80-87-1A (80-87-1A) used in some models replaced by 24S96.

PARTS LIST

SONORA

MFR'S. PART	REPLACEMENT	MFR'S. PART	REPLACEMENT	MFR'S. PART	REPLACEMENT	MFR'S. PART	REPLACEMENT	MFR'S. PART	REPLACEMENT	MFR'S. PART	REPLACEMENT
N-6918		N-7719	WC-23	N-8063	WC-14	N-9002	26A03[2]	R-1421	Y-10	R-2057/-1	Fly-154
N-6919		N-7720	WC-17	N-8064	26C44	N-9011	20-1004	R-1425	26A03[2]	R-2058	26S54[2]
N-6920	24S86[2]	N-7744	17-3493	N-8069	26R21	N-9092		R-1427	17-4522	R-2059	24S60
N-6922	Y-3	N-7745	17-1004	N-8070	Fly-5[2,3]	N-9250	19-6022	R-1429		R-2060	Y-16[1]
N-6923	Fly-1	N-7746	20-1004	N-8104	Fly-5[2,3]	N-9408		R-1431	19-6022[16]	R-2061	26A03
N-6924		N-7748	HS-5	N-8134	WC-18	N-9415	19-3001	R-1432	17-4535	R-2062	17-4534
N-6925		N-7757		N-8170	24S51	N-9417	19-3001	R-1470	19-3093	R-2159	20-1005
N-6928	WC-11	N-7764	26A03	N-8928	17-3497[2]	N-9825	19-1001	R-1473	19-1001	R-2160	
N-6930	HS-1	N-7766	24S51[2]	N-8929	17-1063	R-1144	17-4524	R-1635	17-3400	R-2660	
N-6932	24S51[2]	N-7906	26S49[2]	N-8930	Y-11[1]	R-1405	HS-8	R-1670	19-1001	R-2666	Y-49[1]
N-6962	WC-14	N-8020	Fly-5	N-8932	19-7047	R-1406	HS-7	R-1947		R-2684	
N-7123	WC-20	N-8057	Y-5	N-8933	19-3160[15]	R-1407	20-1005	R-1948	Y-14	R-2700	
N-7236	24S86[2]	N-8057-47	Y-5[1]	N-8934	19-4201[15]	R-1408	26C92	R-1949	19-5100[17]	R-2711	24S54[2]
N-7321	19-1005	N-8059	19-4900	N-8935		R-1417	Fly-109	R-1950	19-4400	R-2712	26A03[2]
N-7716		N-8060	19-3180[13]	N-8936	Fly-3[6]	R-1418	26S71	R-2054	17-4522	31T-413	15-1082
N-7717	26S52	N-8061	19-4201[14]	N-8937	26S57[2,7]	R-1419	26S58	R-2055	17-4522		
N-7718	Y-7[1]	N-8062	19-3660[15]	N-8939	26S50[2]	R-1420	17-3412	R-2056	26C41		

MODEL INDEX

MODEL	COLUMN NUMBER	MODEL	COLUMN NUMBER	MODEL	COLUMN NUMBER	MODEL	COLUMN NUMBER	MODEL	COLUMN NUMBER	MODEL	COLUMN NUMBER
302/03	1	352	3	528	6	565	5	586	6	613	5
305	3	413/14/15/16	4	529/30/33	6	567	6	587/88	6	615	5
323/24/25	3	421/22/23/24	4	558	6	576	5	605	5	664/65/66/67	7
332	3	425/26/28/29	4	560	6	577/78	6	606	5	700/A	2
350/51	3	518/23/27	6								

Service notes may be found at the end of the SONORA section.

Printed In USA

SONORA

PART NAME	1	2	3	4	5	6	7
Flyback	N-7716	N-6923 Fly-1	N-8104 N-8070 Fly-5[2,3]	N-8936 Fly-39[6]	R-2057-1[8] Fly-154	R-1947[10]	R-2684
Yoke	N-7718 Y-7[1]	N-6922 Y-3	N-8057/-47 Y-5[1]	N-8930 Y-11[1]	R-2060 Y-16[1]	R-1421[12] Y-10	R-2666 Y-49[1]
Vertical Output	N-7717 26S52	N-6920 N-7236 24S86[2]	N-7717 26S52	N-8937 26S57[2,7]	R-2058 26S54[2]	R-1418 26S71	R-2700
Vert. Blocking Oscillator	N-7764 26A03[2]	N-7764 26A03[2]	N-7764 26A03[2]	N-9002 26A03[2]	R-1425 R-2061 26A03[2]	R-1425 26A03[2]	R-2712 26A03[2]
Width Coil	N-7719 WC-23	N-6928 WC-11	N-8134 WC-18	NOT USED	NOT USED	NOT USED	NOT USED
Linearity	N-7720 WC-17	N-6962 N-7123 WC-14	N-8063 WC-14	NOT USED	NOT USED	NOT USED	NOT USED
Power	N-7757	N-6925	N-8069 26R21	N-8935	NOT USED	NOT USED	NOT USED
Filament	NOT USED	NOT USED	NOT USED	NOT USED	NOT USED	NOT USED	NOT USED
Focus Coil	NOT USED	N-6918	NOT USED	NOT USED	NOT USED	NOT USED	NOT USED
Audio Output	N-7766[4] 24S51[2]	N-6932 24S51[2]	N-8055[5] 26S49	N-8939 26S50[2]	R-2059 24S60	R-1419 26S58	R-2711 24S54[2]
Choke	N-8064 26C44	N-6919 N-6924	N-8064 26C44	N-9092	R-2056 26C41	R-1408 26C92	R-2056 26C41
Horizontal Oscillator	SEE RINGING COIL	N-6930 HS-1	SEE RINGING COIL	SEE RINGING COIL	R-1406 HS-7	R-1406 HS-7	R-1406 HS-7
Horizontal Ringing Coil	N-7748 HS-5	NOT USED	N-7748 HS-5	N-8931 HS-5	R-1405 HS-8	R-1405 HS-8	R-1405 HS-8
Antenna Input (Balun)				NOT USED	345187	31T-413 15-1082	NOT USED
Video IF	N-7745 17-1004	N-7745 17-1004		N-9408	R-2062 17-4534	R-1432 17-4535	R-2062 17-4534
Video IF	N-7745 17-1004	N-7745 17-1004	N-7745 17-1004	N-8929 17-1063	R-2054 17-4522	R-1144 17-4524	R-2701 17-4522
Video IF	N-7745 17-1004	N-7745 17-1004	N-7745 17-1004	N-8929 17-1063	R-2055 17-4522	R-1144 17-4524	R-2055 17-4522
Video IF	N-7745 17-1004	N-7745 17-1004	N-7745 17-1004	N-8929 17-1063	NOT USED	R-1427 17-4522	NOT USED
Ratio Det. or Quadrature	N-7744 17-3493	N-7744 17-3493	N-7744 17-3493	N-8929 17-3497[2]	R-2159 20-1005	R-1407 20-1005	R-2159 20-1005
Trap	N-7746 20-1004	N-7746 20-1004	N-7746 20-1004	N-9011 20-1004	N-9011 20-1004	N-9011 20-1004	N-9011 20-1004
Trap	NOT USED	NOT USED	NOT USED	NOT USED	342095	R-1429	NOT USED
1st Sound IF	N-7746 20-1004	N-7746 20-1004	N-7746 20-1004	N-7746 20-1004	R-1635 17-3400	R-1635 17-3400	R-1635 17-3400
2nd Sound IF	NOT USED	NOT USED	NOT USED	NOT USED	R-1635 17-3400	R-1420 17-3412	R-2160
AM IF and FM IF	NOT USED	NOT USED	NOT USED	NOT USED	R-2160	NOT USED	NOT USED
AM IF and FM IF	NOT USED	NOT USED	NOT USED	NOT USED	NOT USED	NOT USED	NOT USED
Peaking	N-8060 19-3180[13]	N-8060 19-3180[13]	N08060 19-3180[13]	N-9250 19-6022	R-1950 19-4400	R-1470 19-3093	R-1470 19-3093
Peaking	N-8059 19-4950	N-8059 19-4950	N-8059 19-4950	N-8932 19-7047	R-1470 19-3093	R-1950 19-4400	R-1950 19-4400
Peaking	N-8061 19-4201[14]	N-8061 19-4201[14]	N-8061 19-4201[14]	N-8933 19-3160[15]	R-1949 19-5100[17]	R-1949 19-5100[17]	R-1949 19-5100[17]
Peaking	N-8062 19-3660[15]	N-8062 19-3660[15]	N-8062 19-3660[15]	N-8934 19-4201[15]	NOT USED	NOT USED	NOT USED
RF Choke	N-7321 19-1005	N-7321 19-1005	N-7321 19-1005	N-7321 19-1005	R-1431 19-6022[16]	R-1431 19-6022[16]	R-1431 19-6022[16]
Filament Choke	19-3001	19-3001	19-3001	N-9415 N-9417 19-3001	NOT USED	N-9825 R-1473 19-1001	R-1670 19-1001

SERVICE NOTES

1 May require use of original network.
2 Mounting difference.
3 Use schematic #1 packaged with unit.
4 N-7906 used in model 303 replaced by 26S49[2].
5 N-8170 used in model 352, alternate for 323 & 324, replaced by 24S51.
6 Old lugs 3 - 2 - 1
New lugs 4 - 3 - 1
7 Connect as autoformer.
8 R-2057 alternate replaced by Fly-154
9 Trim terminal board to fit; Series a 50-100 MFD capacitor with a 5.6K resistor and connect to #3 & #7 of yoke. Remove .0047MFD from circuit and connect a 100 MMFD across yoke #1 and #3; Connect same as original except connect original #7 to new #6.
10 Used in models 560, 567, 577, 578: R-1417 used in other models of column 6 replaced by Fly-109.
11 Old lugs 8-7-3 Remove 001MFD
New lugs 6-3-2 from circuit, add 100 MMFD across yoke lugs for added width.
12 R-1948 used in models 560/67/77/78 replaced by Y-14.
Connect yoke #3 to Flyback #7, yoke #1 to .1MFD capacitor.
13 Parallel coil with 18K resistor.
14 Parallel coil with 22K resistor.
15 Parallel coil with 5.6K resistor.
16 Parallel coil with 4.7K resistor.
17 Parallel coil with 12K resistor.

PARTS LIST

SPARTAN

MFR'S. PART	REPLACEMENT	MFR'S. PART	REPLACEMENT	MFR'S. PART	REPLACEMENT	MFR'S. PART	REPLACEMENT	MFR'S. PART	REPLACEMENT	MFR'S. PART	REPLACEMENT
300077-1	26R71[3]	320266-1	22S46[4]	360581-1	17-4522	360622-4	19-3500	360637-1	17-5003[4]	360662-10	19-3660
D300079-G1	26R30U[4,8]	320268-1	26C44	360582-1	17-5003[4]	360622-5	19-3180	360640-1	20-1049	360664-1	
300091-1		320269-1	26S75[6]	360584-1	17-3400	360622-6	19-3160[9]	360642-1	17-3496	360665-1	
300093-1	26R71[3]	320270-1		360585-1	WC-24	360622-7	19-4400	360643-1	17-4511	360666-1	
3200582/-2B	26C44[4]	320278-1		360585-2	WC-24[7]	360622-8	19-3160	360644-1	17-5003	360667-1	19-4201
320058-3	26C44	320279-1	26S50	360588-1	17-3497	360622-10	19-3660	360650-1		360667-2	19-3250
320065-2	26C44	320280-1	26S50	360601-1	19-1001	360622-12	19-3500	360651-1	17-1031[4]	360667-3	19-4400
320068-1	26S50	360443-29	19-3250[12]	360601-3	19-1000	360622-15	19-3250[13]	360652-1	WC-14	360669-1	
320068-2	26S50	360443-30	19-3300	360601-6	19-1001	360622-16	19-3300	360654-1	17-4503	360670-1	19-1001
320251-2	24S53	360443-31	19-3300[11]	360601-8	19-1001	360623-1	Fly-79[14]	360657-1	20-1004[4]	360699-1	WC-18[7]
320254-1	26S54	360490-2		360601-9	19-1001	360624-1	20-1049	360659-1	Fly-149	360700-1/-2	Fly-156
320254-3	26S54	360491-2		360613-1	17-3496	360630-1	19-1002	360660-1	Y-16[1]	360714-1	20-1004
320255-1		360492-1		360614-1	Fly-79	360631-1	WC-33[7]	360661-1		360715-1	
320255-2		360540-1	20-1049	360617-1	Y-16[1]	360632-1		360662-1		360716-1	
320262-1/-2/-2B		360574-8	19-1000	360617-2	Y-16[1]	360636-1	17-4522	360662-7	19-4400[11]	360720-1	17-4522
320263-1	26S19	360579-1	HS-5	XD360617-2	Y-16[1]						

MODEL INDEX

MODEL	COLUMN NUMBER	MODEL	COLUMN NUMBER	MODEL	COLUMN NUMBER	MODEL	COLUMN NUMBER	MODEL	COLUMN NUMBER	MODEL	COLUMN NUMBER
CMUA458CB (111)	3	CMUD495DC (117)	4	CTA499ED (117)	4	U/V18-03BB	6	U/V24-02AA	6	U/V25-04AA	6
CMUA465BB/66BB/69BB (115)	1	CMUE493DC (117)	4	CTA501DC (117)	4	U/V18-04AA	5	U/V24-03AA	6	U/V25-05AA	6
CMUA473BB (115)	1	CTA458CB (111)	3	CTD495DC (117)	4	U/V18-04BB	6	U/V24-04AA	6	U/V25-06AA	6
CMUA475BB/76BB/79BB (116)	1	CTA465BB/66BC/69BB (115)	1	CTE493DC (117)	4	U/V19-01AA/02AA	2	U/V24-05AA	6	U/V25-07AA	6
CMUA480BB/81BB (116)	1	CTA473BB (115)	1	U/V18-01AA	5	U21-01AA, V21-02AA	5	U/V24-06AA	6	U/V25-08AA	6
CMUA487DC/ED (117)	4	CTA475BB/76BB/79BB (116)	1	U/V18-01BB	6	U21-03AA, V21-04AA	5	U/V24-07AA	6	U/V25-09AA	6
CMUA490DC/91DC (117)	4	CTA480BB/81BB (116)	1	U/V18-02AA	5	V21-02AA, V21-03AA	5	U/V24-08AA	6	U/V25-10AA	6
CMUA499DC/ED (117)	4	CTA487DC/ED (117)	4	U/V18-02BB	6	V21-04AA	5	U/V25-01AA	6	U/V25-11AA	6
CMUA501DC (117)	4	CTA490DC/91DC/99DC (117)	4	V/V18-03AA	5	U/V24-01AA	6	U/V25-02AA	6		

Service notes may be found at the end of the SPARTAN section.

SPARTAN

PART NAME	1	2	3	4	5	6
Flyback	360614-1 360623/-1 Fly-79	360659-1 Fly-149	360632-1	360623-1 Fly-79[14]	360623-1 Fly-79	360700-1/-2 Fly-156
Yoke	360617-1/-2 Y-16[1]	360660-1 Y-16[1]	360617-2 Y-16[1]	360617-1 Y-16[1]	360617-1 Y-16[1]	XD/360617-2 Y-16[1]
Vertical Output	320254-3[2] 26S54	320269-1 26S75[6]	320254-1 26S54	320255-2	320263-1 26S19	320263-1[15] 26S19
Vert. Blocking Oscillator	NOT USED	320270-1	NOT USED	NOT USED	320262-1	320262-1/-2/2B 26A05
Width Coil	360585-2 WC-24[7]	NOT USED	360585-1 WC-24	360585-2 WC-24[7]	360652-1 WC-24	360699-1 WC-18[7]
Linearity	NOT USED	NOT USED	360631-1 WC-33[7]	NOT USED	NOT USED	NOT USED
Power	300077-1 26R92	NOT USED	D300079-G1 26R30U[4,8]	300091-1	300077-1 26R71[3]	300093-1 26R71[3]
Filament	NOT USED	NOT USED	NOT USED	NOT USED	NOT USED	NOT USED
Focus Coil	NOT USED	NOT USED	NOT USED	NOT USED	NOT USED	NOT USED
Audio Output	320068-2 26S50	320266-1 22S46[4]	320068-1 26S50	320068-2 26S50	320068-2 26S50	320251-2[16] 24S53
Choke	320058-2/-2B[5] 26C44[4]	320268-1 26C44	320065-2 26C44	320058-3 26C44	320058-3 26C44	320058-2 26C44[4]
Horizontal Oscillator	SEE RINGING COIL	SEE RINGING COIL	SEE RINGING COIL	SEE RINGING COIL	SEE RINGING COIL	SEE RINGING COIL
Horizontal Ringing Coil	360579-1 HS-5	360669-1	360579-1 HS-5	360579-1 HS-5	360579-1 HS-5	360579-1 HS-5
Antenna Input (Balun)	360490-2	360492-1	360490-2		360491-2	
Video IF	360624-1 20-1049	360661-1	360540-1 20-1049	360654-1 17-4503	360640-1 20-1049	360640-1[17] 20-1049
Video IF	360636-1 360581-1 17-4522	360662-1	360581-1 17-4522	360644-1 17-5003	360636-1 17-4522	360636-1 360720-1 17-4522
Video IF	360637-1 360582-1 17-5003[4]	NOT USED	360582-1 17-5003[4]	360644-1 17-5003	360637-1 17-5003[4]	360637-1[18] 17-5003[4]
Video IF	NOT USED	NOT USED	NOT USED	NOT USED	NOT USED	360643-1 17-4511
Ratio Det. or Quadrature	360613-1 17-3496	360666-1	360588-1 17-3497	360642-1 17-3496	360651-1 17-1031	360651-1[20] 17-1031[4]
Trap	4.5MC	NOT USED	NOT USED	NOT USED	NOT USED	NOT USED
Trap	NOT USED	NOT USED	NOT USED	NOT USED	NOT USED	NOT USED
1st Sound IF	360584-1 17-3400	360664-1	360584-1 17-3400	360584-1 17-3400	360657-1 20-1004[4]	360657-1[19] 20-1004[4]
2nd Sound IF	360584-1 17-3400	360665-1	360584-1 17-3400	360584-1 17-3400	360650-1	360650-1 360715-1
AM IF and FM IF	NOT USED	NOT USED	NOT USED	NOT USED	NOT USED	NOT USED
AM IF and FM IF	NOT USED	NOT USED	NOT USED	NOT USED	NOT USED	NOT USED
Peaking	360622-4[10] 19-3500	360667-1 19-4201	360622-7 19-4400[11]		360622-10 19-3660	360622-10 19-3660
Peaking	360622-5 19-3180	360667-3 19-4400	360443-30 19-3300		360622-15 19-3250[13]	360622-15 19-3250[13]
Peaking	360622-6 19-3100[9]	360667-2 19-3250	360443-31 19-3300[11]		360622-16 19-3300	360622-16 19-3300
Peaking	360622-8 19-3160	360601-6 19-1001	360443-29 19-3250[12]		360601-9 19-1001	360622-12 19-3500
RF Choke	360601-9 19-1001	360601-6 360601-9 19-1001	360630-1 19-1002		360601-8 360601-9 19-1001	360574-8 19-1000
Filament Choke	360601-3 19-1000	360670-1 19-1001	360601-8 19-1001		360601-1 19-1001	360601-3 19-1000

SERVICE NOTES

1 May require use of original network.
2 320255-1 used in series 115 - no replacement.
3 Use original mounting bracket.
4 Mounting difference.
5 320058-X-2 used in a few models - no replacement.
6 Use 7:1 turns ratio.
7 Use original slug or remount.
8 Parallel 6.3 volt windings and use low secondary tap.
9 Parallel coil with 4.7K resistor.
10 360622-7 replaced by 19-4400.
11 Parallel coil with 100K resistor.
12 Parallel coil with 10K resistor.
13 Parallel coil with 39K resistor.
14 Connect same as original except connect original #5 to new #6 and original #4 to new #2.
15 320278-1 used in chassis series 25, AA versions - no replacement.
16 320280-1, 320279-1 used in chassis series 24 (AA versions) and series 25 (AA versions) replaced by 26S50.
17 360654-1 replaced by 17-4503.
18 360644-1 replaced by 17-5003.
19 360714-1 replaced by 20-1004.
20 360716-1 - no replacement.

PARTS LIST

USE THIS PAGE if PART NUMBER is available.

SPARTON

MFR'S. PART	REPLACEMENT
6364-1	17-1001[40]
6364-2	17-1034[35]
6667-5	17-1021
6684-4	17-3493[34]
44033-1	
44034-1	26R18[9]
47009-1	26C41
47012-1	20C49
AA4404-1	17-3401
AA6364-1	17-1001[40]
AA6364-2	17-1034[35]
AA6400-1	WC-14
AA6400-2	
AA6400-3	WC-22
AA6400-4	WC-16
AA6400-5	WC-22
AA6400-6	WC-22[2]
AA6400-7	WC-23[2]
AA6400-8	WC-22[2]
AA6400-9	WC-23[2]
AA6400-10	WC-18
AA6401-1	HS-5
AA6402-1	19-4180
AA6402-2	19-4122
AA6402-3	19-4160
AA6402-4	19-4201[31]
AA6402-5	19-3180[29]
AA6402-6	19-3160[32]
AA6402-7	19-4201[33]
AA6402-8	19-3100[33]
AA6402-9	19-3500[47]
AA6402-10	19-3100[29]
AA6402-11	19-3660[47]
AA6402-12	19-4412
AA6402-13	19-1004
AA6403-1	HS-5
AA6403-2	HS-5
AA6403-8	HS-5
AA6404-1	17-3401
AA6405-2	
AA6405-3	
AA6407-1	20-1004
AA6408	17-1004
AA6408-1	17-1004

MFR'S. PART	REPLACEMENT
AA6409-1	17-1062
AA6410-1	HS-5
AA6422-1	20-1049
AA6424-1	17-3402
AA6425-1	20-1004
AA6613-2	19-4201
AA6613-3	19-3093
AA6613-4	19-4201
AA6613-5	19-4201
AA6613-6	19-3250
AA6613-7	19-3250
AA6613-8	19-3660
AA6613-9	19-3180
AA6613-10	19-4400
AA6613-11	19-3250
AA6613-12	19-3250
AA6613-13	19-3100
AA6613-14	19-3660
AA6644-1	19-1005
AA6646-1	19-1001
AA6650-1	19-6022
AA6650-2	19-3160
AA6650-3	19-3093
AA6650-4	19-4201
AA6650-5	19-3125
AA6650-6	19-3075
AA6650-7	19-3250
AA6650-8	19-1003
AA6650-9	19-1003
AA6651-1	19-3001
AA6659-1	WC-16
AA6659-4	14-1060
AA6663-2	
AA6664-1	19-3001
AA6664-2	19-3001
AA6667-1	16-3487[2]
AA6667-3	16-3487[2]
AA6667-5	17-1021
AA6667-6	
AA6668-1	16-6666
AA6668-5	16-6666
AA6684-1	17-3487
AA6684-2	17-1043
AA6684-3	17-1043

MFR'S. PART	REPLACEMENT
AA6684-4	17-3493[34]
AA6720-5	
AA6759-4	14-1060
AA6768-3	
AA6768-4	
AA6769-2	19-3001
AA6798-1	
AA6798-3	
AA6798-5	19-3100[44]
AA6798-6	19-3100
AA6830-1	19-1005
AA6833-1	
AA43523-5	17-1003
AA43523-6	17-1003
AA44020-1	
AB6644-1	19-1005
AB43070-2	Y-5
AB43070-3	Y-6[12]
AB43071-1	Y-5[7]
AB43080-4	17-1031[2]
AB43080-5	16-3445[2]
AB43080-6	17-3497
AB43080-7	
AB43080-8	17-5001
AB43095-1	17-5002[48]
AB43095-2	17-5002
AB43095-3	17-5002
AB43095-4	
AB43095-5	
AB43095-6	
AB43095-7	
AB43095-8	
AB43521-1	
AB43521-4	20-1021
AB43523-1	17-1003
AB43523-2	17-1004
AB43523-3	17-1003
AB43523-4	17-1004
AB43523-5	17-1003
AB43523-6	17-1003
AB43523-7	17-3402[35]
AB43523-8	17-1004
AB43523-10	17-1003
AB43523-11	17-1003

MFR'S. PART	REPLACEMENT
AB43523-12	19-1020
AB43523-13	20-1006
AB43523-14	19-1020
AB43524-1	20-1006
AB43524-2	19-1020
AB43524-4	20-1021
AB43524-5	20-1006
AB43524-7	20-1021
AB43524-8	20-1021
AB43524-9	19-1020
AB43524-10	20-1006
AB43525-1	Y-8
AB43525-2	Y-8
AB43525-3	Y-8
AB43547-1	
AB44006-1	24A87
AB44010-1	22R01
AB44013-1	22R01
AB44014-1	26R95[1]
AB44015-1	26R15
AB44017-1	26R27U[2]
AB44018-1	26R19[4]
AB44019-1	26R19
AB44019-2	26R19
AB44020-1	
AB44021-1	
AB44022-1	
AB44024-1	
AB44025-1	26R19
AB44026-1	
AB44027-1	26R15
AB44029-1	
AB44030-1	
AB44032-1	
AB44035-1	
AB44036-1	
AB44037-1	
AB44038-1	
AB44039-1	
AB44040-1	
AB44056-2	24S51
AB44061-2	26S48
AB44061-4	24S61

MFR'S. PART	REPLACEMENT
AB44061-5	24S61
AB44062-1	24S86
AB44062-2	24S86
AB44062-3	24S86
AB44062-4	24S86
AB44062-5	24S86[2]
AB44062-7	24S86
AB44063-1	26S48
AB44063-2	26S49
AB44066-1	26S48
AB44066-2	26S48
AB44066-3	26S48
AB44066-4	26S49
AB44070-1	26S51[2]
AB44071-1	24S86
AB44071-2	24S86
AB44072-1	26S51
AB44073-1	26S54
AB44074-1	22S45[2]
AB47000-1	20C64[2]
AB47001-1	20C49[2]
AB47002-1	26F65
AB47003-1	24A88
AB47004-1	20C42
AB47006-1	24A87
AB47006-2	24A87
AB47006-3	24A87
AB47006-4	24A87
AB47006-5	24A87
AB47007-1	20C49[2]
AB47009-1	26C41
AB47009-2	26C41
AB47009-3	26C41
AB47010-2	26C43[2]
AB47014-1	24A88
AB77001-1	20C49[2]
AC6088-1	Y-14[12]
AC67008-6	
PA4225-2	19-3001
PA4225-3	19-1003
PA5200-6	
PA5200-7	
PB40212	

MFR'S. PART	REPLACEMENT
PB40216	Fly-1
PB42207	WC-19
PC63087-1	Fly-5[2] (WC-20)
PC70001	
PC70001-2	FC-1
PC70001RA	Y-5[7]
PC70001-5/B	Fly-37
PC70002	Y-8
PC70003	Y-12
PC70004	Y-3
PC70005-1	FC-1
PC70007	Fly-5[2,3] (WC-20)
PC70008/-C	
PC70008-1	FC-1
PC70008-C1	FC-1
PC70009	Y-6
PC70009C	Y-6
PC70010	Fly-7A
PC70010-6	Fly-7A
PC70011	Y-5
PC70012	Fly-7A
PC70012F	Fly-7A
PC70013	Y-5
PC70015	Fly-37
PC70015B	Fly-37
PC70016/A	Y-6
PC70016-1	Y-6
PC70017	Y-5
PC70018	Y-5[7]
PC70018A	Y-5[7]
PC70019	Fly-163
PC70020	Y-14[12]
PC70022	Fly-16[19]
PC70025	Fly-164
PC70028	Y-14[12]
PC70030-1	Fly-28[20]
PC70031	Y-10
PC70033	Fly-77[25]
PC70034	Y-16[12]
PC70036/D	Fly-165
XT7898-A	26S53[2]
208T9	26A04

Next page for MODEL & CHASSIS index

Service notes may be found at the end of the SPARTON section.

SPARTON

MODEL INDEX

MODEL	COLUMN NUMBER	MODEL	COLUMN NUMBER	MODEL	COLUMN NUMBER	MODEL	COLUMN NUMBER	MODEL	COLUMN NUMBER	MODEL	COLUMN NUMBER
10T201	16	21CM11U	17	5010/11/14/15	9	5101/02/03	5	5290	5	5386A	7
11T209	16	21CM12	17	5025	5	5104/5	5	5291/2	6	5386B/87B	7
11T210	16	21CM12U	17	5025BA	5	5107	5	5293/4/5	6	5390/91	7
11T309	16	21CM13	17	5026	5	5107X	5	5296	55	10352	7
12A203	16	21CM13U	17	5029/30	5	5108/10/25	5	5296A	6	10352A	7
12A204	16	21T203	15	5035/6/7	5	5152/3/4	5	5297	5	10353	7
12A209	16	21T204	15	5052	2	5155/6/7	5	5297A	6	10353A	7
12A210	16	21TL10	17	5056/7	9	5/58	5	5298/99	6	11322	11
12A309	16	21TL10U	17	5064/5	2	5162X/63X	5	5301	11	11322	10
13C505	14	21TM10	17	5068/9	1	5165X/66X	5	5325	10	11324	11
13C506	14	21TM10U	17	5071/2	9	5170/1	6	5325A	10	11324	10
14A203	16	22A403	15	5075BA	5	5175X/78X	5	5326	10	14342	7
14A204	16	22A404	15	5076	5	5182/3/8/9	7	5326A	10	15312	11
17A203	15	23A205/B	14	5076BA	5	5191/2	6	5340/41	11	15312	10
17A204	15	23A206	14	5076BB	5	52CL24	18	5342	7	15314	11
18A203	15	24T201	15	5077	5	52CM241U	18	5342A	7	15314	10
18A204	15	24T202	15	5077BA	5	5207	10	5343	7	20312/13	10
19A203	15	24T301	15	5077BB	5	5207A	10	5343A	7	21322/24	10
19A204	15	4900TV	1	5079	5	5208	10	5362	10	22312/13	7
19A209	15	4916/17/18	12	5079B	5	5210	10	5362A	10	23322/23	7
19A210	15	4919	12	5080	5	5212	11	5363	10	24542/44	8
20T203	15	4920/21/22	12	5080B	5	5220/25	10	5363A	10	26542/44	8
20T204	15	4935	3	5080C	5	5225A	10	5380/81	11	31322/24	10
20T209	15	4939TV/40TV/41TV	1	5082	7	5226	10	5382	7	35342/43	10
20T210	15	4942	3	5083	7	5226A	10	5382A	7	39312/13	7
20T403	15	4944/5	13	5085/6	5	5240/41	11	5382B	7	40312/13	7
20T404	15	4954/60	3	5088	7	5250/52/53	11	5383	7	41322/23	7
21CL12	17	4964/5	2	5088BB	5	5262/3/5	10	5383A	7	42322/23	7
21CL12U	17	50TM21/U	18	5089	7	5267/8	10	5383B	7	43342	7
21CL13	17	5002/03/06	3	5090	5	5270	10	5384	7	44342	7
21CL13U	17	5006X	4	51CM21/U	18	5270A	10	5384A	7	47352/53	7
21CM11	17	5007	3			5271/2/3	10	5385/6	7	48352/53	7
		5007X	4			5280/81	11				
						5288/9	6				

CHASSIS INDEX

CHASSIS	COLUMN NUMBER	CHASSIS	COLUMN NUMBER	CHASSIS	COLUMN NUMBER	CHASSIS	COLUMN NUMBER	CHASSIS	COLUMN NUMBER	CHASSIS	COLUMN NUMBER
15V215/P/T	17	22V174B	15	23U214	16	24U213	10	25TK10A	4	26SS172/A/B	10
16U215/P/T	17	22V214	16	23U214B	15	25CD202	6	26SD160	5	27D173	10
19TS10/A	9	22V214B	15	23U244B	14	25D173/A	10	26SD170/X/XP	5	27D213/A	7
21S172/73	11	22V244B	14	23V5	18	25D213	7	26SD171	5	27D214	7
21S212	11	23TB10	2	24TB10	13	25RD190	5	26SD172/A/C	10	27D273	8
21S213/A	11	23TC10	3	24TF10	2	25S172	10	26SS160/B/L	5	29U213	7
21S214	10	23TD10	3	24TL10	12	25SD201/A	6	26SS170Series	5	29U214	7
22V174	16	23U5	18	24TM10	12	25SD202	6	26S171/A	5	29U273	8
		23U174B	15	24TR10	2						
				24TV9/C	1						

PART NAME	1	2	3	4	5	6	7	8	9	10
Flyback	AB43521-1	AB43547-1	PB40216 Fly-1	PC70007 Fly-5[2, 3] (WC-20)	PC70010/-6 Fly-7A	PC70012 Fly-7A	PC70012/F Fly-7A	PC70019 Fly-163	PC63087-1 Fly-5[2, 3] (WC-20)	PC70012F[13] PC70010/-6 Fly-7A
Yoke	AB435254-1 PC70002 Y-8	AB43525-2/-3 PC70002 Y-8	PC70004 Y-3	PC70004 Y-3	PC70009/-C PC70011 Y-6	PC70013/17 Y-5	AB43071-1[8] PC7001RA Y-5[7]	AC6088-1 PC70020 Y-14[12]	PC70004 Y-3	PC70018A[16] AB43270-2 Y-5[7]
Vertical Output	AB44062-1 24S86	AB44062-2 24S86	AB44062-3 24S86	AB44062-4 24S86	AB44062-3/-5 24S86	AB44062-5/-7 24S86	AB44062-7 24S86	AB44070-1 26S51[2]	AB44062-4 24S86	AB44062-7 24S86
Vert. Blocking Oscillator	AB47003-1 24A88	AB47006-1 24A87	AB47006-2 24A87	AB47006-4 24A87	AB47006-4 24A87	AB47006-4 24A87	AB47006-4 24A87	AB47006-4 24A87	AB47006-3 24A87	AB47006-4 24A87
Width Coil	NOT USED	NOT USED	AA6400-2	AA6405-3	AA6400-3 WC-22	AA6400-3 WC-22	AA6400-3 WC-22	AA6400-3 WC-22	AA6405-2	AA6400-3/-5[14] WC-22
Linearity	AA6659-1 WC-16	AA6659-1 WC-16	AA6400-1 WC-14	AA6400-1 WC-14	NOT USED	AA6400-3 WC-22	AA6400-3 WC-22	AA6400-3 WC-22	NOT USED	AA6400-3[14] WC-22
Power	AB44014-1 26R95[1]	AB44014-1 26R95[1]	AB44015-1 26R15	AB44018-1 26R19[4]	AB44019-1[5] 26R19	AB44021-1 AB44024-1/26-1	AB44032-1 AB44035-1/29-1	44034-1[10] 26R18[9]	AB44017-1 26R27U[2]	AB44030-1[15] AB44036-1
Filament	AB47002-1 26F65	AB47002-1 26F65	NOT USED	NOT USED	AA44020-1[6]	NOT USED	NOT USED	NOT USED	NOT USED	AB44020-1
Focus Coil	PC70001	PB40212	PC70001-2 FC-1	PC70005-1 FC-1	PC70008/-1/C FC-1	PC70008-1/-C1 FC-1	NOT USED	NOT USED	PC70005-1 FC-1	PC70008/-C
Audio Output	AB44063-1 26S48	AB44063-1 26S48	AB44066-1 26S48	AB44066-2 26S48	AB44066-3 26S48	AB44066-3 26S48	AB44066-3 26S48	44066-3 26S48	AB44063-2 26S49	AB44066-3 26S48
Choke	AB77001-1 20C49[2]	AB47001-1 20C49[2]	AB47007-1 20C49[2]	AB47000-1 20C64[2]	AB47009-1/-2 26C41	AB47009-2/-1 26C41	AB47009-1 26C41	47012-1[11] 20C49	NOT USED	AB47009-1 26C41
Horizontal Oscillator	NOT USED	NOT USED	SEE RINGING COIL	SEE RINGING COIL	SEE RINGING COIL	SEE RINGING COIL	SEE RINGING COIL	SEE RINGING COIL	SEE RINGING COIL	SEE RINGING COIL
Horizontal Ringing Coil	NOT USED	NOT USED	AA6401-1 HS-5	AA6403-2 HS-5	AA6403-2 HS-5	AA6403-2 HS-5	AA6403-2 HS-5	AA6403-2 HS-5	AA6403-1 HS-5	AA6403-2 AA6410-1 HS-5
Antenna Input (Balun)	NOT USED		NOT USED	NOT USED		NOT USED	NOT USED	NOT USED	NOT USED	NOT USED
Video IF	AB43523-1 17-1003	AB43523-1 17-1003	AB43523-4 17-1004	AB43523-8 17-1004						
Video IF	AB43523-1 17-1003	AB43523-2 17-1004	AB43523-1 17-1003	AB43523-6 17-1003	AA6408-1[36] 17-1004	AA6364-1 17-1001[40]	AA6408-1 17-1004	AA6408-1 17-1004	AB43523-5 AA43523-5 17-1003	AA6408 17-1004
Video IF	AB43523-2 17-1004	AB43523-2 17-1004	AB43523-2 17-1004	AB43523-10 17-1003	AA6408-1 17-1004	AA6408-1 17-1004	AA6408-1 17-1004	AA6408-1 17-1004	AB43523-6 AA43523-6 17-1003	AA6408 17-1004
Video IF	AB43523-2 17-1004	AB43523-3 17-1003	AB43523-3 17-1003	AB43523-11 17-1003	AA6364-1 17-1001[40]	AA6408-1 17-1004	AA6364-1 17-1001[40]	AA6364-1 17-1001[40]	AB43523-6 AA43523-6 17-1003	6364-1 AA6364-1 17-1001[40]
Ratio Det. or Quadrature	AA6684-2[17] 17-1043	AA6684-2 17-1043	AA6684-3 17-1043	AA6684-3 17-1043	AA6684-4 17-3493[34]	AA6684-4 17-3493[34]	AA6684-4 17-3493[34]	AA6684-4 17-3493[34]	AA6684-4 17-3493[34]	6684-4 AA6684-4 17-3493[34]
Trap	AB43524-1 20-1006	AB43524-1[22] 20-1006	AB43524-5[22] AB43524-1 20-1006	AB43524-10[28] 20-1006	AB43523-12 19-1020	AB43523-12 19-1020	AB43523-12[38] 19-1020	AB43523-12[38] 19-1020	AB43523-7 17-3402[35]	AB43523-12[38] 19-1020
Trap	AB43524-4 20-1021	AB43524-7 20-1021	AB43524-2 19-1020	AB43524-9 19-1020	AA6407-1 20-1004	AA6407-1[37] 20-1004	AB43523-13 20-1006	AB43523-13 20-1006	NOT USED	AB43523-13 20-1006
1st Sound IF	AA6663-2	A6663-2	AA6663-2	AB43524-8 20-1021	AA6364-2 17-1034[35]	AA6364-2 17-1034[35]	AA6364-2 17-1034[35]	AA6364-2 17-1034[35]	AB43523-7 17-3402[35]	6364-2 AA6364-2 17-1034[35]
2nd Sound IF	NOT USED	NOT USED	NOT USED	AA6663-2	AA6667-5 17-1021	AA6667-5 17-1021	AA6667-5 17-1021	AA6667-5 17-1021	NOT USED	6667-5 AA6667-5 17-1021
AM IF and FM IF	AA6768-3	AA6768-3	AA6768-3	AA6768-3	AA6768-3	NOT USED	NOT USED	NOT USED	NOT USED	NOT USED
AM IF and FM IF	AA6768-4	AA6768-4	AA6768-4	AA6768-4	AA6768-4	NOT USED	NOT USED	NOT USED	NOT USED	NOT USED
Peaking	AA6650-1[18] 19-6022	AA6650-1[23] 19-6022	AA6650-1[27] 19-6022	AA6650-1[30] 19-6022	AA6650-1 19-6022	AA6402-6 19-3160[32]	AA6402-6[39] 19-3160[32]	AA6402-6 19-3160[32]	AA6613-4 19-4201	AA6402-6 19-3160[32]
Peaking	AA6650-3 19-3093	AA6613-3 19-3093	AA6402-1 19-4180	AA6402-2 19-4122	AA6402-6 19-3160[32]	AA6613-8 19-3660	AA6613-8 19-3660	AA6613-8 19-3660	AA6613-8 19-3660	AA6613-8 19-3660
Peaking	AA6650-6 19-3075	AA6613-6 AA6613-7 19-3250	AA6613-9 AA6650-7 19-3250	AA6613-7 19-3250	AA6402-7 19-4201[33]	AA6402-7 19-4201[33]	AA6402-7 19-4201[33]	AA6402-7 19-4201[33]	AA6613-9 19-3180	AA6402-7 19-4201[33]
Peaking	AA6650-7 19-3250	AA6613-2 AA6613-5 19-4201	AA6613-6 19-3250	AA6402-5 19-3180[29]	AA6613-10 19-4400	AA6613-10 19-4400	AA6650-8 19-1003	AA6613-10 19-4400	AA6613-8 19-3660	AA6613-10 19-4400
RF Choke	AA6644-1 AB6644-1 19-1005	AA6644-1 19-1005	AA6644-1 19-1005	PA4225-3 19-1003	AA6650-1 19-6022	AA6650-1 19-6022	AA6650-1 19-6022	AA6650-1[41] 19-6022	AA6650-1 19-6022	AA6650-1[41] 19-6022
Filament Choke	AA6769-2 19-3001	AA6651-1 19-3001	PA4225-2 AA6664-2 19-3001	AA6651-1 19-3001	AA6651-1 AA6664-1 19-3001	A6651-1 AA [illegible]64-1 19-3100	AA6651-1 19-3001	AA6651-1 19-3001	AA6651-1 AA6664-1 19-3001	AA6651-1 19-3001

Service notes may be found at the end of the SPARTON section.

PART NAME	11	12	13	14	15	16	17	18		
Flyback	PC70015/B Fly-37			PC70022 Fly-16[19]	PC70030/-1 Fly-28[20]	PC70025 Fly-164	PC70033 Fly-77[25]	PC7003610 Fly-165		
Yoke	PC70016/A/-1 Y-6	PC70003 Y-12	Y-12	PC70028 Y-14[12]	PC70031 Y-10[12, 21]	AB43070-3 PC70016F Y-6[12]	PC70034 Y-16[12]	Y-16[12]		
Vertical Output	AB44062-5 24S86[2]	24S86	24S86	AB44071-2 24S86	AB44072-1 26S51	AB44071-1 24S86	AB44073-1 26S54[2, 26]	26S54		
Vert. Blocking Oscillator	AB47006-4 24S87	24A87	24S87	AB47014-1 24A87	AB47014-1 24A87	AB47014-1 24A87	AB47006-5 24A87	24A87		
Width Coil	AA6400-4 WC-16	NOT USED	NOT USED	AA6400-8 WC-22[2]	AA6400-10 WC-18	AA6400-7 WC-23[2]	NOT USED	WC-22		
Linearity	AA6400-5 WC-22	WC-16	WC-16	AA6400-9 WC-23[2]	AA6400-6 WC-22	AA6400-6 WC-22[2]	NOT USED	WC-22		
Power	AB44027-1 26R15	24R94	24R94	AB44037-1	AB44040-1 AB44039-1	AB44038-1	NOT USED			
Filament	NOT USED	AB47002-1 26F65	AB47002-1 26F65		NOT USED	NOT USED	NOT USED	NOT USED		
Focus Coil	NOT USED			NOT USED	NOT USED	NOT USED	NOT USED	NOT USED		
Audio Output	AB44066-3 26S48	26S48	26S48	AB44061-5 24S61	AB44061-5/-4 24S61	AB44066-4 26S49	AB44074-1 22S45[2]	24S61		
Choke	AB47009-1 26C41	20C55	20C55	AB47009-3 26C41	AB47009-3 26C41	AB47009-3 26C41	AB47010-2 26C43[2]	26C41		
Horizontal Oscillator	SEE RINGING COIL	NOT USED	NOT USED	SEE RINGING COIL	SEE RINGING COIL	SEE RINGING COIL	SEE RINGING COIL	SEE RINGING COIL		
Horizontal Ringing Coil	AA6403-2 AA6410-1 HS-5	NOT USED	NOT USED	AA6403-2 HS-5	AA6403-2 HS-5	AA6403-2 HS-5	AA6403-8 HS-5	AA6403-8 HS-5		
Antenna Input (Balun)	NOT USED	NOT USED	NOT USED	NOT USED	NOT USED	NOT USED	15-1082	15-1082		
Video IF		22.5 MC 17-1004	22.4 MC 22.5 MC 17-1004	AB43095-4	AB43095-4	AB43095-1 17-5002[48]	AA6422-1 20-1049	17-4534		
Video IF	AA6408-1 17-1004	24.1 MC 17-1003	24.1 MC 17-1004	AB43095-5	AB43095-5	AB43095-2 17-5002	AB43095-7			
Video IF	AA6409-1 17-1062	25.9 MC 17-1003	25.9 MC 17-1003	AB43095-6	AB43095-6	AB43095-3 17-5002	AB43095-8	17-4523		
Video IF	AA6409-1 17-1062		26.0 MC 17-1003	NOT USED	NOT USED	AA6833-1	AB43080-8 17-5001	17-4534		
Ratio Det. or Quadrature	AA6684-4 17-3493[34]	21.75 MC[42] 17-1043	21.75 MC 17-1043	AB43080-6 17-3497	AB43080-6 17-3497	AB43080-6 17-3497	AB43080-6 17-3497	17-3497		
Trap	AB43523-14 19-1020	21.75 MC Sound Take-off 20-1021	21.75MC[46] Sound Take-off 20-1021	AA6407-1 20-1004	AA6407-1 20-1004	AA6407-1 20-1004	AA6425-1 20-1004			
Trap	AA6407-1 20-1004	21.75 MC Sound Trap 19-1020	21.75 MC Sound Trap 19-1020	NOT USED	NOT USED	NOT USED	NOT USED			
1st Sound IF	AA6667-6	21.75 MC	21.75 MC	AB43080-7	AB43080-7	AB43080-4 17-1031[2]	AA6424-1 17-3402			
2nd Sound IF	NOT USED	NOT USED	NOT USED	NOT USED	NOT USED	AB43080-5 16-3445[2]	NOT USED			
AM IF and FM IF	NOT USED	AA6667-3[43] AA6667-1 16-3487[2]	NOT USED	AA6613-13 19-3100	AA6613-13 19-3100	NOT USED	NOT USED			
AM IF and FM IF	NOT USED	AA6668-5 AA6668-1 16-6666	NOT USED	AA6613-11 19-3250	AA6613-11 19-3250	NOT USED	NOT USED			
Peaking	AA6613-4 19-4201	25UH[45] 19-3036	25UH[45] 19-3036	AA6402-9 19-3500[47]	AA6402-9 19-3500[47]	AA6402-8 19-3100[33]	AA6830-1 19-1005			
Peaking	AA6613-8 19-3660	95UH 19-3093	95UH 19-3093	AA6613-12 19-3250	AA6613-12 19-3250	AA6613-8 19-3660	AA6402-10 19-3100[29]			
Peaking	AA6613-9 19-3180	235UH 19-3250	83UH 19-3075	NOT USED	NOT USED	AA6402-7 19-4201[33]	AA6613-14 19-3660			
Peaking	AA6613-8 19-3660	135UH 19-3160	235UH 19-3250	NOT USED	NOT USED	AA6613-10 19-4400	AA6402-13 19-1004			
RF Choke	19-3036	AA6798-5 19-3100[44]	1 OHM 19-1007	AA6650-8 19-1003	AA6650-8 19-1003	AA6650-8 19-1003	AA6650-8 19-1003			
Filament Choke	AA6651-1 19-3001	AA6798-6 19-3100	19-3001	19-3001	19-3001	19-3001	19-3001			

Service notes may be found at the end of the SPARTON section.

SERVICE NOTES

SPARTON

1 Use high current 6.3 volt winding.
2 Mounting difference.
3 Use schematic #3 and 5A packaged with unit.
4 Use high current 5 volt winding and ignore low current 6.3 volt winding.
5 AB44021-1 used in 25RD190 chassis - no replacement.
6 AB44022-1 used in 25RD190 chassis - no replacement.
7 May require use of original network, use original centering device.
8 PC-70018/A used in 29U213 chassis replaced by Y-5[7].
9 Parallel 5 volt winding.
10 44033-1 also used - no replacement.
11 47009-1 also used replaced by 26C41.
12 May require use of original network.
13 PC-70015 used in chassis 25D173A replaced by Fly-37.
14 AA6400-4 used in chassis 25D173A replaced by WC-16.
15 AB44019-2/25-1 used in chassis 26SS172/A/B, 26SD172/A replaced by 26R19.
16 PC70009/-C used in chassis 26SS172/A/B, 26SD172/A replaced by Y-6.
17 AA6684-1 replaced by 16-3487; AA6720-5 - no replacement.
18 AA6650-2 replaced by 19-3160; AA6650-5 replaced by 19-3125; AA6650-4 replaced by 19-4201; AA6646-1, AA6651-1 replaced by 19-3000; AA6798-1 - no replacement.
19 Original terminals 4B - 9B - 10A - 5A - 4A - 3A
new terminals 9 - 7 - 5 - T - 3 - 1
If excessive blooming occurs with replacement, short out (R142) H.V. filament resistor, use WC-20 for AGC, connect 3 & 4 of WC-20 to 1 & 3 of Fly-16, connect 1 & 2 of WC-20 to AGC.
20 Original terminals 6 - 7 - 8 - 5 - 4 - 3 Connect the other side of width
new terminals 1 - 3 - T - 4 - 5 - 7 coil to junction of .1MFD & .B+.
21 Change wiring to conform with original circuit.
22 AB43524-2 replaced by 19-1020.
23 AA6613-5 replaced by 19-4201, AA6613-8 replaced by 19-3660.
24 Original terminals 4B - 3B - 9B - 10A - 5A
new terminals 9 - 9 7 & 8 - 4 T
Connect #1 & #2 of WC-20 across T & 3 of Fly-14, 3 & 4 of WC-20 connect to original #4A & 3A.
25 Original terminals 6 - 7 - 5 Connect 10K resistor in series with 82MMFD
new terminals 4 - 3 - 1 damper capacitor and omit center tap connection.
26 Connect blue lead to plate, red lead to yellow of yoke, remove the green lead of yoke from its ground connection and connect it along with the green lead of 26S54 to B+(6.8K Vertical size control and 10MFD junction).
27 AA6402-2 replaced by 19-4122; AA6613-3 replaced by 19-3093; AA6402-3 replaced by 19-4160; PA4225-3 replaced by 19-1003.
28 AA6404-1 replaced by 17-3401.
29 Parallel coil with 12K resistor.
30 AA6402-4 replaced by 19-4201[31].
31 Parallel coil with 33K resistor.
32 Parallel coil with 4.7K resistor.
33 Parallel coil with 6.8K resistor.
34 Remove external shunt capacitor.
35 Disregard center tap.
36 AA6364-1 replaced by 17-1001[40].
37 AB43523-13 replaced by 20-1006.
38 AA6407-1 replaced by 20-1004.
39 AA6613-10 replaced by 19-4400.
40 Detune trap.
41 AA6650-9 replaced by 19-1003.
42 AA6684-1 replaced by 17-3487.
43 AA6798-3, AA6769-2, PA5200-6, PA5200-7, AC67008-6, in radio chassis - no replacement.
44 Parallel coil with 22 ohm resistor.
45 200UH choke replaced by 19-4201; 150UH choke replaced by 19-3160; 135UH choke replaced by 19-3125.
46 ADJ. sound trap (27.75MC) replaced by 20-1006.
47 Parallel coil with 22K resistor.
48 Use one winding only.
49 AA6402-12 replaced by 19-4412; AA6402-11 replaced by 19-3660[47].

MFR'S. PART	REPLACEMENT	MFR'S. PART	REPLACEMENT	MFR'S. PART	REPLACEMENT	MFR'S. PART	REPLACEMENT	MFR'S. PART	REPLACEMENT	MFR'S. PART	REPLACEMENT
115154	Y-6	507312	26S53	507991	26S50	508971	Fly-5[2]	520620	19-3180	522020	19-1004
115185	Y-6	507313	26C44	508058	Fly-1	509056	20-1006	520689	19-4120	522339	26R20
115228	Y-6	507321	17-1033[2]	508059	26S51	509061		520701	19-3001	522342	Fly-12[2,20]
115311	Y-14[7]	507343	17-1004	508060	26R82	509305		520714	19-3001	522343	26C41[2]
115423	Y-14[7]	507344	19-3036	508061	16-3495	509340	19-3660	520715	19-3036	522344	26S52
162190	WC-17	507367	19-3036	508069	19-3180	509341	19-3250	520734	17-1004[2]	522350	Y-7[17]
162326		507371	19-3250	508070	19-4201	509342	19-4400	520911	WC-22	522469	Fly-38[2,21]
503951	HS-5	507372	19-6022	508076	26A03	509361	WC-23	520942	Y-7[7,17]	522519	HS-3
505579	24S51[2]	507373	19-3250	508077	HS-5	509375	26S53[13]	520943	HS-9	522578	17-5004[2]
505580	24S86[2]	507374	19-4400	508179	17-3498	509376	24S51	520951		522579	17-5003[2]
505590	20C53[2]	507379	19-3250	508195	14-1074	509378	17-3404[2,28]	520975	26S53[3,18]	522580	
505591	26C45	507384	17-1021	508341	26C93	509380	26R21	520977	17-1062	522600	HS-3
505797	16-6758	507393	17-1004	508374	19-4400	509384	Fly-5[15]	520979	17-1064	522608	20C64[2]
505867	16-6758	507440	HS-5	508413	24R05U[2]	509506	22S56[2]	520980	26A03	522674	26A03
505905	16-3487	507565	HS-5	508420	Fly-1	509603	17-3401	520984	19-3160[31]	522677	
505912	26S49	507584	19-3001	508667	WC-20[8]	509679		520985	19-3660	522699	
506080	16-3487	507586	19-1005	508674	26S52	509704	Y-6[7]	521066	Fly-24[2,16]	522791	17-1064
506333	16-6758	507587	19-1001	508675	Y-6[7]	509706	17-3497[2]	521156	26R94[14]	522924	Y-7[7,17]
506709	24R04	507591		508679	Fly-5[2]	520341	19-1021	521343	Fly-16	522973	26R24
506805	Y-3	507712	24A88	508702		520487	26R21	521725		522975	Fly-16[2,19]
507209	24S50[2]	507791	Y-5	508785		520489	Fly-5[15]	521735	Fly-16[2]	522987	Y-16[7,17]
507212	24S50	507970	19-3001	508883	Fly-5[32]	520518	19-3001	521834	19-1006	523087	Fly-16[2,33]
507219	24S50[2]	507971	19-3001	508956	26S52	520520	19-3001	521835	19-3001		
				508967	HS-5						

MODEL INDEX

MODEL	COLUMN NUMBER	MODEL	COLUMN NUMBER	MODEL	COLUMN NUMBER	MODEL	COLUMN NUMBER	MODEL	COLUMN NUMBER	MODEL	COLUMN NUMBER
AVC1	1	21C-9340E	10	21T-9300D	10	9100D	1	9121B	7	9202DB	9
AVC2	1	21C-9340K	10	21T-9300H	10	9100E	1	9122A	7	9202DB	9
AVT1	1	21C-9340KB	10	21T-9300HA	10	9100F	1	9124A	7	9202DB	9
T-711	2	21C-9340L	10	21T-9300R	10	9100G	1	9125A	6	9202DD	9
T-711M	2	21C-9340LB	10	21T-9300RB	10	9100H	1	9126A	6	9202DD	9
T-712	2	21C-9340M	10	21T-9300S	10	9103B	3	9126B	6	9202DD	9
TRC-721	2	21C-9340MB	10	21T-9300T	10	9103C	3	9126C	6	9202DDA	9
17T-9380A	13	21C-9340P	10	21T-9340A	10	9104A	3	9127A	7	9202DDA	9
17T9620A/B	14	21C-9600K	10	21T-9340B	10	9104B	3	9132A	7	9202E	9
21C-9210C	9	21C-9600KB	10	21T-9340D	10	9104C	3	9200A	9	9202E	9
21C-9211D	9	21C-9600L	10	21T-9340R	10	9105A	4	9200C	9	9202E	9
21C-9211E	9	21C-9600LB	10	21T-9340RB	10	9106A	5	9200D	9	9202F	9
21C-9211F	9	21C-9600M	10	21T-9340S	10	9106B	5	9200FA	9	9202F	9
21C-9211G	9	21C-9600MB	10	21T-9340T	10	9108A	5	9200G	9	9202F	9
21C-9300E	10	21C-9600P	10	21T-9600A/B/D	10	9108B	5	9202A	9	9202FA	9
21C-9300F	10	21C-9360C/CB/D	14	21T-9630A/AB	14	9108C	5	9202A	9	9202FA	9
21C-9300G	10	21C-9700Series	12	21T-9700Series	12	9109A	5	9202A	9	9202FA	9
21C-9300K	10	21C-9740L	12	21T-9740A/R/RB	12	9109B	5	9202B	9	9203A	9
21C-9300KB	10	21C-9740W/WB	12	24C-9360A/AB	11	9113A	5	9202B	9	9204A	9
21C-9300L	10	21C-9740X	12	24C-9370A/AB	11	9120A	6	9202B	9	9209A	9
21C-9300LB	10	21T-9210A	9	27C-9212A	8	9120B	6	9202C	9	9209AW	9
21C-9300M	10	21T-9211B	9	27C-9310A/AB	11	9120C	6	9202C	9	9209B	9
21C-9300MB	10	21T-9211C	9	27C-9350A/AB	11	9120D	6	9202C	9	9209C	9
21C-9300P	10	21T-9300A	10	9100A	1	9120E	6	9202DA	9	9209D	9
21C-9325F	10	21T-9300AA	10	9100B	1	9120F	6	9202DA	9	9210C	9
21C-9325G	10	21T-9300B	10	9100C	1	9121A	7	9202DA	9		

Service notes may be found at the end of the STEWART-WARNER section.

Printed in USA

PART NAME	1	2	3	4	5	6	7	8	9	10
Flyback	507293 507285	505581	508058 Fly-1	508420[6] Fly-1[5]	508883 Fly-5[2]	508679 508971 Fly-5[2]	508679 Fly-5[2]	521343 Fly-16	509384 520489 Fly-5[15]	521066 Fly-24[2,16]
Yoke	506805 Y-3	505599	507791 Y-3	508921	508675 Y-6[7]	508675 509704 Y-6[7]	509704[12] Y-6[7]	115311 Y-14[7]	509704[12] Y-6[7]	520942 Y-7[7,17]
Vertical Output	507312 26S53	505580 24S86[2]	508059 26S51	508059 26S51	508674 26S52	508956 26S52	508956 26S52	509375 26S53[13]	509375 26S53[13]	520975 26S53[3,18]
Vert. Blocking Oscillator	507712 24A88	NOT USED	508076 26A03	508076 26A03	508076 26A03	508076 26A03	508076 26A03	508076 26A03	508076 26A03	520980 26A03
Width Coil	NOT USED	505597	508218 WC-27	508218 WC-27	508667 WC-20[8]	508667 WC-20[8]	508667 WC-20[8]	509361 WC-23	509361 WC-23	508667 WC-20[8]
Linearity	NOT USED	NOT USED	162056	162056	162190 WC-17[9]	162190 WC-17[9]	162190 WC-17[9]	520911 WC-22	NOT USED	520911 WC-22
Power	507574	505575 505574	508060 26R82	508060 26R82	508702	509679[10] 508702	509679[10] 508702	521156 26R94[14]	509380 520487 26R21	520951
Filament	NOT USED	NOT USED	NOT USED	NOT USED	NOT USED	NOT USED	NOT USED	NOT USED	NOT USED	NOT USED
Focus Coil	506804	505600	508065	508940	508994	NOT USED	162326 509305	162326	162326	162326
Audio Output	507212[1] 24S50	505579 24S51[2]	505912 26S49	505912 26S49	505912 26S49	505912[11] 26S49	505912 26S49	509376 24S51	509376 24S51	509376 24S51
Choke	507313 26C92	505590[4] 20C53[2]	508341 26C93	508341 26C93	508341 26C93	508341 26C93	508341 26C93	508341 26C93	508341 26C93	508341 26C93
Horizontal Oscillator	SEE RINGING COIL	SEE RINGING COIL	SEE RINGING COIL	SEE RINGING COIL	SEE RINGING COIL	SEE RINGING COIL	SEE RINGING COIL	SEE RINGING COIL	SEE RINGING COIL	522519/600[32] HS-3
Horizontal Ringing Coil	507565 503951 HS-5[3]	505582	508077 HS-5	508077 HS-5	508077 HS-5	508967 HS-5	508967 HS-5	508967 HS-5	508967 HS-5	NOT USED
Antenna Input (Balun)	507497		NOT USED		NOT USED	NOT USED	NOT USED	NOT USED	NOT USED	NOT USED
Video IF	507343 17-1004	505671	507985 509061	507591	507985 509061	509061	509061	520734 17-1004[2]	509061[30] 520501	522580
Video IF	507343 17-1004	505587	507343 17-1004	507343 17-1004	507343 17-1004	507343 17-1004	507343 17-1004	507343 17-1004	507343 17-1004	522578 17-5004[2]
Video IF	507343 17-1004	505588	507343 17-1004	507343 17-1004	507343 17-1004	507393 17-1004	507343 17-1004	507343 17-1004	507343 17-1004	522578 17-5004[2]
Video IF	507344	505586 505585	507591	507343 17-1004	507591	507591	507591	507343 17-1004	507343 17-1004	522579 17-5003[2]
Ratio Det. or Quadrature	507321 17-1033[2]	505583	507321[26] 17-1033[3]	507321[26] 17-1033	507321[26] 17-1033	507321 17-1033[2]	507321[27] 17-1033	509706 17-3497[2]	507321[27] 17-1033	509706 17-3497[2]
Trap	507384 17-1021		NOT USED	NOT USED	NOT USED	509056 20-1006	509056 20-1006	509603 17-3401	509603 17-3401	509603 17-3401
Trap	NOT USED		NOT USED	NOT USED	NOT USED	NOT USED	NOT USED	NOT USED	NOT USED	NOT USED
1st Sound IF	507384 17-1021		508061 17-3495	508061 17-3495	508061 17-3495	508061 17-3495	508061 17-3495	509378 17-3404[2,29]	509378 17-3404[2,29]	509378 17-3404[2,29]
2nd Sound IF	NOT USED		508061 17-3495	508061 17-3495	508061 17-3495	508061 17-3495	508061 17-3495	NOT USED	NOT USED	NOT USED
AM IF and FM IF	NOT USED	505584	505867 16-6758	505867 16-6758	505867 16-6758	506333 505797 16-6758	505867 16-6758	NOT USED	505867[26] 16-6758	NOT USED
AM IF and FM IF	NOT USED	505584	506080 505905 16-3487	506080 505905 16-3487	506080 505905 16-3487	506080 505905 16-3487	506080 505905 16-3487	NOT USED	506080 505905 16-3487	NOT USED
Peaking	507376		507374 19-4400		507374 19-4400	507374 19-4400	507374 19-4400	520620 19-3180	509341 19-3250	520620 19-3180
Peaking	507375		508069 19-3180		508069 19-3180	508069 19-3180	507374 19-4400	520985 19-3660	509342 19-4400	520985 19-3660
Peaking	507374 19-4400		508070 19-4201		508070 19-4201	508070 19-4201	508069 19-3180	520689 19-4201	509340 19-3660	522020 19-1004
Peaking	507374 19-4400		NOT USED		507374 19-4400	508374 19-4400	508070 19-4201	509342 19-4400	520689 19-4201	520984 19-3160[31]
RF Choke	507496[24] 19-1001		507367[24] 19-3036		507587[24] 507367 19-3036	507367[24] 19-3036	507367[24] 19-3036	507367 19-3036	507367[27] 520715 19-3036	521834 19-1006
Filament Choke	507372 19-6022		507970[25] 507584 19-3001		507970[25] 507567 19-3001	507970[25] 507971 19-3001	507584[25] 507971 19-3001	520518[28] 520520 19-3001	507970[28] 507971 19-3001	520520 521835 19-3001

Service notes may be found at the end of the STEWART-WARNER section.

FORM-1

Printed in USA

PART NAME	11	12	13	14
Flyback	521735 Fly-16[2]	522975 523087 Fly-16[2, 19]	522342 Fly-12[2, 20]	522469 Fly-38[2, 21]
Yoke	115423 Y-14[7]	522987 Y-16[7, 17]	522350 Y-7[17]	522924[22] Y-7[7, 17]
Vertical Output	520975 26S53[3, 18]	520975 26S53[3, 18]	522344 26S52	522344 26S52
Vert. Blocking Oscillator	520980 26A03	520980 26A03	520980 26A03	522674 26A03
Width Coil	508667 WC-20[8]	508667 WC-20[8]	NOT USED	NOT USED
Linearity	520911 WC-22	520911 WC-22	NOT USED	NOT USED
Power	521725	521725	522339 26R20	522973[23] 26R24
Filament	NOT USED	NOT USED	NOT USED	NOT USED
Focus Coil	162326	162326	NOT USED	NOT USED
Audio Output	509376 24S51	509376 24S51	509376 24S51	509376 24S51
Choke	508341 26C93	508341 26C93	522343 26C41[2]	522608 20C64[2]
Horizontal Oscillator	522519/600[32] HS-3	522519/600[32] HS-3	520943 HS-9	522519 HS-3
Horizontal Ringing Coil	NOT USED	NOT USED	NOT USED	
Antenna Input (Balun)	NOT USED	NOT USED	NOT USED	NOT USED
Video IF		520734	520734	520734
Video IF	520977 17-1062	520977 17-1062	507343 17-1004	520977 17-1062
Video IF	520977 17-1062	520977 17-1062	507343 17-1004	522791 17-1064
Video IF	520979 17-1064	520979 17-1064	507343 17-1004	NOT USED
Ratio Det. or Quadrature	509706 17-3497[2]	509706 17-3497[2]	509706 17-3497[2]	509706 17-3497[2]
Trap	509603 17-3401	509603 17-3401	509603 17-3401	509603 17-3401
Trap	NOT USED	NOT USED	NOT USED	NOT USED
1st Sound IF	509378 17-3404[2, 29]	509378 17-3404[2, 29]	509603 17-3401	509378 17-3404[2, 29]
2nd Sound IF	NOT USED	NOT USED	NOT USED	NOT USED
AM IF and FM IF	NOT USED	NOT USED	NOT USED	NOT USED
AM IF and FM IF	NOT USED	NOT USED	NOT USED	NOT USED
Peaking	520620 19-3180	520689 19-4201	520620 19-3180	520689 19-4201
Peaking	520985 19-3660	520984 19-3160	520985 19-3660	509342 19-4400
Peaking	520689 19-4120	520689 19-4120	520689 19-4120	NOT USED
Peaking	509342 19-4400	509341 19-3250	529342 19-4400	NOT USED
RF Choke		520715 19-3036	507367 19-3036	520715 19-3036
Filament Choke	507584 19-3001	520518[28] 520520 19-3001	520520 521835 19-3001	520701[28] 520518 19-3001

SERVICE NOTES

1 507209, 507219 replaced by 24S50[2], 507991 used in models 9100E/F/G/H replaced by 26S50.
2 Mounting difference.
3 Mount in original can.
4 505591 used for high B+ replaced by 26C45[2].
5 Do not use the H. V. or filament windings.
6 508785 (H. V. Output) - no replacement.
7 May require use of original network.
8 Connect #3 & #4 of WC-20 to flyback and #1 & #2 to AGC & AFC.
9 Ignore center tap.
10 506709 used in radio chassis replaced by 24R04.
11 509506 used in radio chassis replaced by 22S56[2].
12 115185, 115154, 508675, 115228 used in a few models replaced by Y-6.
13 Connect as autoformer.
14 Parallel 6.3 volt windings.
15 Use schematic #3 & 5A packaged with unit. (Use THORDARSON WC-20 width coil).
16 Original terminals 7-6-5-3-2-1 If insufficient width connect
New terminals 9-7-5-T-3-1 .005MFD capacitor (600V) across T & 3 of flyback.
17 Use original rear cover and centering device.
18 Use original yoke connector.
19 Original terminals 8-6-3-2. Remove brown lead of yoke from
New terminals 9-5-3-1. terminal strip and connect to junction of the 4.7K resistor and brown lead from flyback (original #4 connection).
20 Original terminals 7 - 6 - 5 - 3 - 2.
New terminals 9 - 7 & 8 - 5 - 4 - 3.
21 Original terminals 7 - 6 - 5 - 3 - 2.
New terminals 3 - 2 & 10 - 9 - 6 - 4.
22 522699 used chassis bearing serial number below 106701 - no replacement.
23 522677 used chassis bearing serial number below 106701 - no replacement.
24 507372 replaced by 19-6022; 507344, 507367 replaced by 19-3036; 507373, 507371, 570379 replaced by 19-3250; 507587 replaced by 19-1001.
25 507586 replaced by 19-1005.
26 508179 replaced by 17-3498.
27 509706 replaced by 17-3497[2].
28 520714, 507584, 520518, 520520, 520701 replaced by 19-3001.
29 Disregard center tap.
30 520734 replaced by 17-1004[2].
31 Parallel coil with 15K resistor.
32 Use schematic #1 packaged with unit.
33 Connect original terminals 8-6-3-2. Also remove brown lead of
to new terminals 9-5-3-1. yoke from terminal strip on vertical output transformer, and connect to junction of 4.7K resistor and brown lead from horizontal output (original terminal #4).

Printed in USA

PARTS LIST

USE THIS PAGE if PART NUMBER is available.

STROMBERG-CARLSON

MFR'S. PART	REPLACEMENT
114049	
114057	
114060	19-3001
114061	19-3001
114065	19-3001
114069	HS-5
114071	WC-14
114074	WC-23
114075	WC-14
114078	
114083	WC-23
114084	WC-17
114087	WC-23
114090	
114092	
114093	17-1062
114100	
114104	17-1001
114105	WC-23
114106	WC-17
114109	WC-17
114111	
114125	WC-22
114127	
114129	WC-24
114132	HS-5
114133	WC-17
114137	
114138	WC-19
114145	19-1001
114146	WC-22
114161	WC-22
114300	17-1043
114337	16-6758
114341	17-1001
114342	17-1003
114343	17-1003
114344	17-1003
114345	20-1004
114346	17-1004
114347	17-1003
114348	17-1004
114349	19-1021
114350	20-1006
114351	19-1021
114352	19-3001
114355	
114356	
114357	

MFR'S. PART	REPLACEMENT
114363	16-3487
114364	16-6758
114367	17-1011[6]
114368	
114369	
114371	HS-1
114372	
114373	20-1006
114374	17-3402
114375	17-3497
114376	17-1062
114377	17-1062
114379	
114382	17-1063
114383	20-1004
114384	19-1021
114388	20-1004
114391	
114392	20-1004
114393	19-1021
114394	19-1021
114396	17-1067[6]
114397	
114398	
114399	
114400	17-1034[6]
114401	17-3495
114402	
114403	16-3487
114404	17-3488
114406	
114407	17-1068[6]
114414	16-6758
114415	20-1004
114417	20-1004
114418	17-3497
114419	17-3402[38]
114420	
114421	17-5002
114422	17-5003
114423	17-5001
114424	
114426	17-4501
114429	
114430	
114432	17-4522
114433	17-4523
114434	17-4504
114437	

MFR'S. PART	REPLACEMENT
114440	
114444	
114445	
114455	17-4503[6]
114456	17-5002
114457	17-5003
114470	17-4503
114471	17-5002
114472	17-5003
114473	17-5001
114621	19-3001
114623	
114625	WC-14
114626	WC-11
114628	Y-3
114636	FC-3
114637	19-3075[23]
114638	19-3160[24]
114639	19-3125
114640	19-3180[25]
114641	19-3180
114642	19-3001
114644	Y-3
114648	
114657	19-3125
114658	26A04
114659	Y-3
114661	
114665	19-1020[22]
114666	WC-11
114667	WC-17
114669	19-3125
114672	Y-5
114673	
114676	
114683	
114685	Y-4[11]
114691	
114692	Y-4[11]
114693	19-1002
114696	19-3001
114699	Y-5
114704	
114705	19-4400
114706	Y-7
114708	19-3075[23]
114709	19-3125
114710	19-3180[25]
114711	19-3160[24]

MFR'S. PART	REPLACEMENT
114713	19-3125
114714	
114715	
114716	19-3125
114717	
114722	
114726	
114729	19-1001
114730	Y-7
114738	
114741	Y-7
114742	
114745	19-3100
114746	Y-14[11]
114747	19-1005
114748	19-3250[33]
114749	19-3075
114750	19-3250
114751	19-3750[34]
114754	Y-7[19]
114755	Y-7[19]
114756	19-3036
114758	19-4250
114759	19-3250
114760	19-3250[23]
114761	
114763	19-3250
114764	19-3125
114765	19-3250
114772	Y-10[11]
114774	19-3125
114776	19-3250
114782	Y-10[11,19]
114786	Y-16[11,19]
114787	19-3250
114788	19-4250[41]
114789	19-3160[42]
114790	19-3250[43]
114792	19-4201[45]
114794	19-4400
114798	19-3660[44]
155735	26S49
161007	
161010	26A03
161011	24S86
161013	24S61[6]
161014	26C43
161017	

MFR'S. PART	REPLACEMENT
161018	Fly-4
161020	26C44
161021	Fly-4
161023	Fly-4
161024	
161025	26C91[6]
161028	Fly-1
161029	
161030	26 C93
161034	Fly-4
161035	Fly-12[6]
161038	26C55[6]
161040	Fly-61
161042	Fly-12[6]
161043	Fly-12[6]
161043-1	Fly-12
161045	Fly-16
161046	Fly-12
161048	Fly-12
161049	26C44
161051	26C51
161106	Fly-1
161232	26A01
161233	17-1013
161234	17-1012
161235	HS-1
161236	24S86
161237	Fly-1
161238	24S60[6]
161239	
161242	24S78
161244	24S51
161247	26C53[6]
161248	24S60[6]
161249	26S49[6]
161252	26S52
161254	26A03
161255	26S52
161256	26S49
161259	24S51
161262	24S60[6]
161264	26S49
161265	26S49
161266	24S86[6,13]
161267	24S50
161269	26S52
161271	26A03
161274	HS-3

MFR'S. PART	REPLACEMENT
161275	
161278	26S53
161282	Fly-24[20]
161282-1	Fly-24[20]
161283	24S61
161285	24S50
161286	Fly-76[47]
161288	26S72
161289	26A03
161414	
161417	26R30[6,2]
161419	26R15[2]
161420	
161421	
161423	26R00[12]
161424	26R76[12]
161425	21F10
161427	26R76[12]
161428	26R92
161429	26R92[15]
161433	26R57[6]
161442	26R92
161443	26R93[15]
161444	26R92
161445	26R92
161446	26R92
161449	26R91
161450	26R72[49]
161451	26R33[21]
161754	26A03
161776	26R21[6]
171116	19-3001
171117	19-3001
171118	19-3001
171221	19-3001
171223	19-3001
171237	19-3001
171246	
171247	
171248	
171249	
171250	17-5004[6]
171251	17-5004[6]
171275	19-3001
171295	19-3001
33853	24S60
33900	24R05[6]
C160014	20C55[2]
TT4660	

Next page for MODEL index

Service notes may be found at the end of the STROMBERG-CARLSON section.

STROMBERG-CARLSON

MODEL INDEX

MODEL	COLUMN NUMBER	MODEL	COLUMN NUMBER	MODEL	COLUMN NUMBER	MODEL	COLUMN NUMBER	MODEL	COLUMN NUMBER	MODEL	COLUMN NUMBER
K-1	12	TS-16-M1M	2	X22C5R	15	XP22TM	15	119-M5M	4	621-AC5M	7
K21AHB	14	TS-16-PM	2	X22C51	15	XP22TQ	15	119-M5R	4	621-AC50	7
K21AHCB	14	TS-125-DH1M	2	X22M4B	15	XP22TW	15	119-M51	4	621-AC5R	7
K21AHCE	14	TS-125-DL1	2	X22M4M	15	1XP21	11	119-RPM	4	621-CDM	7
K21AHCM	14	TS-125-DM5M	2	X22TB	15	1XP22	11	119-RPM2	4	621-CDO	7
K21AHE	14	TS-125-EH1M	2	X22TF	15	1X1P21	11	317-RPM	6	621-CM	7
K21AHM	14	TS-125-EL1	2	X22TM	15	1X1P22	11	317-TM	6	621-CO	7
K21ATB	14	TS-125-EM5M	2	X22TQ	15	1X21	11	321-CD2M	7	621-C5E	7
K21ATM	14	TS-125-SH1M	2	X22TW	15	1X22	11	321-CD20	7	621-C51	7
K21ATQ	14	TS-125-SL1	2	XP21CDB	15	16-CA	3	321CF	7	621-C5M	7
K22AHB	14	TS-125-SM5M	2	XP21CDC	15	16-CM	3	321-CM	7	621-C50	7
K22AHCB	14	TV-12LM	9	XP21CDM	15	16-RPM	3	321-C2M	7	621-C5R	7
K22AHCE	14	TV-125M5M	9	XP21CTB	15	16-TA	3	324-CDM	7	621-TM	7
K22AHCM	14	TV-12PGM	9	XP21CTM	15	16-TM	3	324-C5M	7	621-TO	7
K22AHE	14	TV-125S-H2H	9	XP21C5E	15	17C	3	417-C5Dec	7	622-CDM	7
K22AHM	14	X21CDB	15	XP21C5R	15	17T	3	417-C5-M	7	622-CDO	7
K22ATB	14	X21CDC	15	XP21C51	15	17RPM	3	417-C5-0	7	622-CM	7
K22ATM	14	X21CDM	15	XP21M4B	15	21TM	11	417-TX	7	622-CO	7
K22ATQ	14	X21CTB	15	XP21M4M	15	21TQ	11	421-CDM	7	622-TM	7
K/KH-21Series	13	X21CTM	15	XP21TB	15	22TM	11	421-CM	7	622-TO	7
K/KH-22Series	13	X21C5E	15	XP21TF	15	22TQ	11	421-CM2	7	622-C5E	7
TC-10	1	X21C5R	15	XP21TM	15	24CM	5	421-TX	7	622-C51	7
TC-19	10	X21C51	15	XP21TQ	15	24RPM	5	521-CDM	7	622-C5M	7
TC-125H	1	X21M4B	15	XP21TW	15	116-CA	3	521-CM	7	622-C50	7
TC-125L	1	X21M4M	15	XP22CDB	15	116-CD2	3	521-CO	7	622-C5R	7
TC-125LA-4	1	X21TB	15	XP22CDC	15	116-CF	3	521-C5D	7	624-CDM	8
TC-125LM-3	1	X21TF	15	XP22CDM	15	116-DM	3	521-TM	7	624-CDO	8
TC-125LS-2	1	X21TM	15	XP22CTB	15	116-RPM	3	521-TO	7	624-CM	8
TS-10Series	9	X21TQ	15	XP22CTM	15	116-TDA	3	621-ACDM	7	624-RPM	8
TS-15-L1A	2	X21TW	15	XP22C5E	15	116-TDM	3	621-ACDO	7	624-RPO	8
TS-15-L1M	2	X22CDB	15	XP22C5R	15	116-TM	3	621-ACM	7	625-CDM	8
TS-15-M1A	2	X22CDC	15	XP22C51	15	119-CM	4	621-ACO	7	625-CDO	8
TS-15-M1M	2	X22CDM	15	XP22M4B	15	119-CDM	4	621-ATM	7	625-CM	8
TS-16-L1A	2	X22CTB	15	XP22M4M	15	119-M5A	4	621-ATO	7	625-RPM	8
TS-16-L1M	2	X22CTM	15	XP22TB	15	119-M5D	4	621-AC5E	7	625-RPO	8
TS-16-M1A	2	X22C5E	15	XP22TF	15	119-M5G	4	621-AC51	7		

STROMBERG-CARLSON

PART NAME	1	2	3	4	5	6	7	8	9	10
Flyback	161016[1] Fly-1	161023/21/18 Fly-4	161040[10] Fly-61	161029	161034	161035 Fly-12[6]	161042/43/-1 161046 Fly-12[6]	161045 Fly-16	161237 Fly-1	161024
Yoke	114659 Y-3	114644 Y-3	114685 Y-4[11]	114692 Y-4[11]	114699 Y-5	114706 Y-7	114706 114730/41 Y-7	114746 Y-14[11]	114628 Y-3	114672 Y-5
Vertical Output	161242 26S78	161011 24S86	161252 26S52	161255 26S52	161247 26S53[6]	161255 26S52	161255/52 26S52	161266 24S86[6, 13]	161236 24S86	161247 26S53[6]
Vert. Blocking Oscillator	114658 26A04	161010 26A03	114658 26A04	161754 26A03	161254 26A03	161254 26A03	114658[14] 26A04	114658[14] 26A04	161232 26A01	114658 26A04
Width Coil	114074 WC-23	114666 WC-11	114105 114083 WC-23	114402	114100	114100	114083/87 WC-23	114129 WC-24	114626 WC-11	114074 WC-23
Linearity	114075/71 WC-14	114667 WC-17	114084 WC-17	114084 WC-17	114109 WC-17	114106 WC-17	114084 WC-17	114125 WC-22	114625 WC-14	114667 WC-17
Power	161419[2] 26R15	161417 26R30U[6, 7]	161423 26R00[12]	161424 26R76[12]	161427 26R76[12]	161428 26R92	161429/28[16] 26R92[15]	161444 26R92	161414	116421
Filament	NOT USED	NOT USED	NOT USED	161425 21F10	161425 21F10	161425 21F10	NOT USED	NOT USED	NOT USED	NOT USED
Focus Coil	114660	114636[8] FC-3	114683 114687	114092	114102	114092	114111 114722	114111 114722	114623	114673
Audio Output	161244[4] 24S51	161013[9] 24S61[6]	161249 26S49[6]	161256 26S49	161256 26S49	161262 24S60[6]	161256[48] 161264 26S49	155735 26S49	33853 24S60	161248 24S60[6]
Choke	161014[5] 26C43	161007 161017	161020 26C44	161030 26C93	161038 20C55[6]	161030 26C93	161030[17] 26C93	161030 26C93	C-160014[18] 20C55[6]	161025 26C91[6]
Horizontal Oscillator	SEE RINGING COIL	114371 HS-1	114090	SEE RINGING COIL	SEE RINGING COIL	SEE RINGING COIL	SEE RINGING COIL	114127	161235 HS-1	114078
Horizontal Ringing Coil	114069 HS-5	NOT USED	114069 HS-5	114069 HS-5	114069 HS-5	114069 HS-5	114132 114069 HS-5	114132 HS-5	NOT USED	114069 HS-5
Antenna Input (Balun)		114646 114057	114057 114676	114676 114057	114676 114057	NOT USED	NOT USED	171276	114049	114057 114676
Video IF	114377 17-1062	114372	114377 17-1062	114093 17-1062	114093 17-1062	114104 17-1001	114104[30] 17-1001	171247 171246	114341[35] 17-1003	114376 17-1062
Video IF	114376 17-1062	114368	114376 17-1062	114396 17-1067[6]	114396 17-1067[6]	114397	114397 114119	171248	114346 114348 17-1004	114376 17-1062
Video IF	114382 17-1063	114379 114344 17-1003	114376 17-1062	114397	114397	114406	114406 114391	171250	114343 114347 17-1003	114382 17-1063
Video IF		114369	114382 17-1063	114398 114399	114398 114399	114407 17-1068[6]	114397 114406	171251	114344 114342 17-1003	114391
Ratio Det. or Quadrature	114375 17-3497	114370 17-1043	114375 17-3497	114375[28] 17-3497	114375[28] 17-3497	114375 17-3497	114375 17-3497	114375[28] 17-3497	161233 17-1013	114375 17-3497
Trap	114665 19-1020[22]	114351 19-1021	114384 114394 19-1021	114383 20-1004	114383 20-1004	114383 20-1004	114383 20-1004	171249	114351[36] 19-1021	114384 114393 19-1021
Trap	NOT USED	114373 20-1006	114392 20-1004	NOT USED	NOT USED	NOT USED	114415 20-1004	114415 20-1004	114350 20-1006	114383 20-1004
1st Sound IF	114374 17-3402	114367 17-1011[6]	114374 17-3402	114400 17-1034[6]	114400 17-1034[6]	114400 17-1034[6]	114400 17-1034[6]	114400 17-1034[6]	161234 17-1012	114388 20-1004
2nd Sound IF	NOT USED	114367 17-1011[6]	114383 20-1004	114401 17-3495	114401 17-3495	114400 17-1034[6]	114401 17-3495	114401 17-3495	161234 17-1012	114383 20-1004
AM IF and FM IF	NOT USED	114364 114337 16-6758	NOT USED	114364 16-6758	114364 16-6758	114364 16-6758	NOT USED	114414 16-6758	NOT USED	NOT USED
AM IF and FM IF	NOT USED	114367 17-1011[6]	NOT USED	114403 114363 16-3487	114403 114363 16-3487	114364 16-6758	NOT USED	114363 16-3487	NOT USED	NOT USED
Peaking		114637[26] 19-3075[23]	114669 19-3125	114716[27] 114639 19-3125	114716[27] 19-3125	114716 19-3125	114637[32] 19-3075[23]	114747[32] 19-1005	114355	114637 19-3075[23]
Peaking		114638 19-3160[24]	114705 19-4400	114708 114637 19-3075[23]	114708 19-3075[23]	114715	114709[31] 19-3125	114748 19-3250[33]	114356	114641
Peaking		114639 19-3125	114714 114715	114709 114669 19-3125	114709 19-3125	114710 19-3180[25]	114638 19-3160[24]	114749 19-3075	114357	114640 19-3180[25]
Peaking		114640 19-3180[25]	114704	114710 114640 19-3180[25]	114710 19-3180[25]	114714	114716 19-3125	114750 19-3250	NOT USED	114639 19-3125
RF Choke		114642 114065 19-3001	114693 19-1002	114693 19-1002	114693 19-1002	114693 19-1002	114693[29] 19-1002	114693 19-1002	NOT USED	114638 19-3160[24]
Filament Choke		114060 114621 19-3001	114061 114696 19-3001	114060 114061 19-3001	114061 114696 19-3001	171116 171117 19-3001	171116[32] 171150 19-3001	171275 171295 19-3001	114352 19-3001	114060 19-3001

Service notes may be found at the end of the STROMBERG-CARLSON section.

STROMBERG-CARLSON

PART NAME	11	12	13	14	15
Flyback	161048 Fly-12	161275	161282 Fly-24[20]	161286 Fly-76[47]	161282-1 Fly-24[20]
Yoke	114754/55 Y-7[19]	114761	114782 Y-10[11,19]	114786 Y-16[11,19]	114772 Y-10[11]
Vertical Output	161269 26S52	161278 26S53	161269 26S52	161288 26S72	161269 26S52
Vert. Blocking Oscillator	161271 26A03	161254 26A03	161271 26A03	161289 26A03	161271 26A03
Width Coil	114133 WC-17	114138 WC-19	114146 WC-22	114161 WC-22	114146 WC-22
Linearity	114084 WC-17	114137	NOT USED	NOT USED	NOT USED
Power	161446 26R92	161444 26R92	161450 26R72[49]	161451 26R33[21]	161449 26R91
Filament	NOT USED	161425 21F10[6]	NOT USED	NOT USED	NOT USED
Focus Coil	NOT USED	NOT USED	NOT USED	NOT USED	NOT USED
Audio Output	161267 24S50	161265 26S49	161285 24S50	161285 24S50	161283 24S61
Choke	161049 26C44	161025 26C91[6]	161051 26C41	161051 26C41	161051 26C41
Horizontal Oscillator	SEE RINGING COIL	161274 HS-3	SEE RINGING COIL	SEE RINGING COIL	SEE RINGING COIL
Horizontal Ringing Coil	114132 HS-5	NOT USED	114132 HS-5	114132 HS-5	114132 HS-5
Antenna Input (Balun)	NOT USED	NOT USED	NOT USED		
Video IF	114420 114424	114429[39] 114430	114455 17-4503[6]	114455 17-4503[6]	114470 17-4503[6]
Video IF	114421 17-5002	114432 17-4522	114456 17-5002	114456 17-5002	114471 17-5002
Video IF	114422 17-5003	114433 17-4523	114457 17-5003	114457 17-5003	114472 17-5003
Video IF	114423 17-5001	114434 17-4504	NOT USED	NOT USED	114473 17-5001
Ratio Det. or Quadrature	114418 17-3497	114375 17-3497	114418 17-3497	114418 17-3497	114418 17-3497
Trap	114426 17-4501	114437 114444	114417 20-1004	114417 20-1004	114426 17-4501
Trap	114417 20-1004	114445	NOT USED	NOT USED	114417 20-1004
1st Sound IF	114419 17-3402[38]	114437	114419 17-3402[38]	114419 17-3402[38]	114419 17-3402[38]
2nd Sound IF	114401 17-3495	114401 16-3445[6]	114419 17-3402[38]	114419 17-3402[38]	114419 17-3402[38]
AM IF and FM IF	NOT USED	NOT USED	NOT USED	NOT USED	NOT USED
AM IF and FM IF	NOT USED	NOT USED	NOT USED	NOT USED	NOT USED
Peaking	114756[37] 19-3036	114763 19-3250	114758 19-4250	114790 19-3250[43]	114776[46] 19-3250
Peaking	1144745 19-3100	114764 19-3125	114788 19-4950[41]	114798 19-3660[44]	114745 19-3100
Peaking	114639 19-3125	114763 19-3250	114789 19-3160[42]	114792 19-4201[45]	114787 19-3250
Peaking	114760 19-3250[23]	114765 19-3250	114776 19-3250	114794 19-4400	114774 19-3125
RF Choke	114693 19-1002	114762[40] 19-1003	114697 19-1000	114793 19-1000	114693 19-1002
Filament Choke	114693 19-1002	114729 19-1001	114693 19-1002	114693 19-1002	114145 19-1001

SERVICE NOTES

1 161028 used in model TC-125 series replaced by Fly-1.
2 161420 used in model TC-125 series - no replacement.
3 114661 used in model TC-125 series - no replacement.
4 161249 used in model TC-125H, LA-4, LS-2, LM-3 replaced by 26S49[6]; 161238 used in TV-125L model replaced by 24S60[6].
5 161020 used in model TC-125 replaced by 26C44.
6 Mounting difference.
7 Use high secondary tap, parallel 5 Volt windings, series 6.3 volt windings.
8 114648 used in TS-15 series - no replacement.
9 161239 used in TS-125H series - no replacement.
10 161029 used in a few models - no replacement.
11 May require use of original network.
12 Use 840 volt CT winding and parallel 3 - 6.3 volt windings.
13 Connect as autoformer.
14 161254 used in a few models replaced by 26A03.
15 Parallel 6.3 volt windings.
16 161433 used in 324 series replaced by 26R57[6], 161442, 161445 used in 621/A, 622 series replaced by 26R92, 161443 used in 421CH2, 521 series, alternate in 621 series replaced by 26R93[15].
17 161038 used in model 324 series replaced by 20C55[6], 161020 used in model 417 series replaced by 26C44.
18 161007 (alternate) - no replacement.
19 Use original rear cover and centering device.
20 Original terminals 4-3 -2-1.
New terminals 9-7&8-3-1.
21 Use 600 V CT winding and series 6.3 volt windings for 12.6 V CT.
22 Reinstall original network components on replacement unit.
23 Parallel coil with 5.6K resistor.
24 Parallel coil with 15K resistor.
25 Parallel coil with 18K resistor.
26 114641 replaced by 19-3180.
27 114711, 114638 replaced by 19-3160[24]; 114717 - no replacement.
28 114404 replaced by 17-3488.
29 117117, 117118 replaced by 19-3001.
30 114406,114407, 114119, 171246, 171247, 171249, 171250, 171251 - no replacement.
31 114742, 114717, 114691 - no replacement; 114713 replaced by 19-3125; 114738, 114726 - no replacement.
32 171237, 171223. 171221 replaced by 19-3001; 114745 replaced by 19-3100; 114657 replaced by 19-3125; 114705 replaced by 19-4400; 114747 replaced by 19-1005; 114749 replaced by19-3075; 114748 replaced by 19-3250[33]; 114750 replaced by 19-3250; 114751 replaced by 19-3250[34].
33 Parallel coil with 2.2K resistor.
34 Parallel coil with 3.3K resistor.
35 114349 replaced by 19-1021.
36 114345 replaced by 20-1004.
37 114759 replaced by 19-3250.
38 Disregard center tap.
39 114431 - no replacement.
40 114673 replaced by 19-1002; 114449 replaced by 19-6022; 114766 replaced by 19-3180, 114451, 114452 - no replacement.
41 Parallel coil with 1.5K resistor.
42 Parallel coil with 39K resistor.
43 Parallel coil with 47K resistor.
44 Parallel coil with 10K resistor.
45 Parallel coil with 82K resistor.
46 114787 replaced by 19-3180[23]; 114780 replaced by 19-3180.
47 Drill new MTG holes.
Original terminal 4-3-2-8-5 If necessary to reduce ringing connect
New terminal 5-4-4-2-1 4.7K resistor in series with yoke.
Damping capacitor.
48 161259 used in some models replaced by 24S51.
49 Series 6.3 V CT windings for 12.6 volts.

PARTS LIST

SYLVANIA

MFR'S. PART	REPLACEMENT
5184A	24S53
5189A-2	26S71[1]
5190A	26C77
5191A	Fly-109[62]
5192A-1	Y-10
5365A-2	HS-5
78697	WC-17
50-89702-3	Fly-148
50-91292-1	Fly-148
50-93392-1	Fly-81
50-93479-1/-2	Fly-76[1,54]
50-94292-1	Fly-148
50-95934-3	Fly-210
50-97572-3	Fly-210
50-97797-1	WC-14
50-97908-1	Fly-210
51-73841-1	Y-23
51-73946-1	WC-23
51-73947-1	Fly-23
51-77766-D	Fly-69
51-78776-1	Fly-23
51-78862-1	Fly-91
51-79079-2	Y-14
51-88332-1	Y-46
51-88424-1	Y-46
51-89556-1	Y-46[68]
51-89556-4	Y-46
51-94416-1	Y-46
51-97811-2	Y-46
55-73972-1	
55-77335-2	22R43
55-77482-1	26R20
55-78674-1	26R28U[1]
55-79166-1	
55-83403-1	
55-83418-1	
56-70804-2	
56-70905-2	26C41[1]
56-73151-1/D	26C44
56-73326-3	26S51[24]
56-73854-1	26A03
56-73858-1	26S49
56-74584-2	26S49
56-77647-1	26S72
56-79216-1	26C44
56-89342-9	26C79
56-89797-6	26S29
56-94278-1	26S75[64]
56-97301-4	24S83
89-84287-3	
100-0001	Y-12
100-0002	Y-12
100-0003	Y-19
100-0004	Y-22
100-0005	Y-19
100-0006	Y-19
100-0007	Y-19
100-0009	Y-23

MFR'S. PART	REPLACEMENT
100-0010	
100-0011	Y-14
100-0013	Y-14
100-0015	Y-10[43]
100-0019	Y-11
100-0020	
100-0022	Y-11[45]
100-0023	Y-16[58]
100-0024	
100-0025	Y-16[58]
100-0027	
100-0029	
100-0030	Y-10[48]
100-0031	Y-46
100-0032	Y-46
100-0033	Y-46
100-0034	Y-46[66]
100-0035	Y-46[70]
100-0036	Y-46[63]
100-0038	Y-46[63]
100-0041	Y-46
100-0042	Y-46
111-0022	15-1083
112-0014	19-3036
113-0010	HVO-50
115-0001	
118-0003	17-3400
118-0004	17-3402[3]
118-0005	17-1066
118-0007	20-1006
118-0010	19-1005
118-0011	20-1045
118-0019	17-3401
118-0020	19-2861
118-0022	20-1004
118-0025	20-1045
118-0026	20-1049
118-0032	19-1000
118-0033	
119-0035	
119-0002	17-4503[1]
119-0003	17-5002
119-0004	17-5003
119-0005	17-5004
119-0006	17-5004
119-0007	17-4504[1]
119-0009	17-5004
119-0010	
119-0011	17-4503[1]
119-0012	17-5002
119-0013	17-5004
119-0014	17-5004
119-0019	17-5004
119-0020	17-4523
119-0021	
119-0022	
119-0023	

MFR'S. PART	REPLACEMENT
119-0024	
119-0026	17-4536[1]
119-0027	17-4536
119-0028	17-4524[1]
119-0029	17-4536
119-0030	
120-0001	17-3495
120-0002	
120-0003	17-3495[12]
120-0008	17-3495
120-0009	17-3495
120-0011	17-5004
120-0017	17-5002
120-0018	17-4534
120-0019	17-3495
120-0020	
120-0021	17-3489
120-0022	
120-0023	17-3489
120-0024	
120-0025	
120-0026	
120-0027	20-1044[1]
121-0010	16-6758
121-0011	16-3487
121-0017	16-3487
121-0018	16-6758
122-0010	16-6758
122-0011	16-3487
122-0017	16-3487
122-0019	16-6770
123-0005	
124-0002	20-1005
124-0003	20-1005
125-0001	17-1064
125-0002	17-1066
126-0002	17-5000
126-0004	17-5004
127-0002	
128-0002	
128-0004	
128-0005	
128-0007	17-3487
128-0008	17-3497
128-0012	17-3499
128-0014	17-3497
128-0015	
129-0001	20-1004
129-0004	WC-22
129-0006	HS-8
130-0001	17-3402[3]
130-0002	20-1004[14]
130-0003	17-3402
130-0004	17-3400
131-0001	20-1005
131-2003	19-3125
131-2004	19-3180

MFR'S. PART	REPLACEMENT
131-2005	19-3036
131-2006	19-3300
131-2007	19-3125
131-2008	19-3093
131-2010	19-4201
131-2011	19-3093
131-2020	19-4201[16]
131-2021	19-3660[15]
131-2022	19-4400
131-2024	19-3100
131-2025	19-3250
131-2026	19-3160[19]
131-2027	19-3660
131-2031	19-4950
131-2032	19-3250
131-2033	19-3300
131-2034	19-3160
131-2035	19-3100
131-2036	19-3075
131-2037	19-3375
132-0001	WC-19
132-0002	WC-23
132-0003	WC-23
132-0005	WC-22
132-0006	
132-0007	WC-23[60]
132-0008	
132-0009	HS-7
132-0010	
132-0011	WC-23[60]
132-0012	WC-23[60]
132-0014	
132-0016	HS-5
132-0017	
132-0018	WC-19
132-0019	
132-0021	WC-19
132-0022	
132-0023	
132-0024	
133-0001	WC-33
133-0002	WC-33
133-0003	WC-33
141-0008	26R81
141-0009	26R81
141-0011	26F65
141-0013	26R72
141-0015	26R92[28]
141-0016	26R72
141-0021	
141-0022	
141-0023	
141-0024	26R20
141-0026	
141-0027	26R28U[1]
141-0030	22R43
141-0037	

MFR'S. PART	REPLACEMENT
141-0038	
141-0039	
141-0040	
141-0041	22R43[1]
141-0042	
141-0045	
141-0052	
141-0053	26F65[1]
141-0055	
141-0063	21F08
141-0064	
141-0065	
141-0066	
141-0070	
141-0071	
141-0081	
141-0083	
141-0084	
141-0092	26R53[1]
143-0009	26S50
143-0010	24S88
143-0013	26S49[1]
143-0014	26S49
143-0017	24S63
143-0020	24S51
143-0021	24S51
143-0022	26S49
143-0023	26S49
143-0029	
143-0033	24S51
143-0034	26S50
143-0041	24S50
143-0046	26S48
143-0047	24S51
143-0053	26S49
143-0055	24S53
143-0060	24S48
143-0061	24S48
143-0070	
143-0071	24S48
143-0072	24S64
143-0095	24S83
145-0001	26C79
145-0002	26C76
145-0004	26C78
145-0006	
145-0009	26C78
145-0011	26C77
145-0016	26C76
145-0019	26C79
145-0020	26C79
145-0023	26C43
145-0024	26C77
145-0025	19-1005
145-0026	19-6033
146-0001	
146-0002	

MFR'S. PART	REPLACEMENT
146-0004	
146-0005	HS-5
146-0012	19-3093
146-0016	19-3036
147-0014	19-1001
147-0022	19-1001
240-0001	26F65[1]
241-0001	26S53[24]
241-0002	
241-0003	Fly-22
241-0004	26S52
241-0005	Fly-22
241-0006	Fly-22
241-0007	Fly-23
241-0008	26S51[24]
241-0009	26S72
241-0010	Fly-69
241-0011	Fly-91
241-0012	Fly-69
241-0013	Fly-81
241-0016	26S11
241-0017	
241-0018	26S73
241-0019	Fly-81
241-0024	26S17
241-0025	Fly-25[1,42]
241-0026	
241-0030	
241-0032	
241-0033	
241-0034	26S29
241-0035	Fly-171
241-0036	Fly-171
241-0037	Fly-171
241-0038	Fly-171
241-0039	
241-0040	
241-0041	Fly-171
241-0042	Fly-171
241-0043	26S71[1]
241-0044	Fly-109[62]
241-0045	26S75[64]
241-0046	Fly-148
241-0047	26S29
241-0048	Fly-148
241-0049	Fly-210
241-0050	Fly-210
241-0051	
241-0052	Fly-210
241-0053	Fly-210
242-0001	24A87
242-0002	26A03
242-0003	26A05
242-0004	HS-9
243-0001	
323-0007	15-1083
539-0422	24S48

MODEL INDEX

MODEL	COLUMN NUMBER
H23C09BUJ/ MUJ/NUJ	20
1-075	1
1-076	1
1-090	1
1-113/-114	1
1-124/-125	1
1-125-1	1
1-128	1
1-177	1
1-197/-1/-2	1
1-210/-245	1
1-245-1/-2	1
1-246/-1	1
1-247/-1	1
14P101/201Series	15
17B110	21
17B110L/LU	16
17B110LJ/LUJ	21
17B110Q/QU	16
17B110QJ/QUJ	21
17B110S/SU	16
17B110SJ/SUJ	21
17D	16
17D-1	16

MODEL	COLUMN NUMBER
17D12R/RU	17
17D12T/TU	17
17D13R/RU	17
17D13RJ/RUJ	20
17D13T/TU	17
17D13TJ/TUJ	20
17D14G/GU	17
17D14GJ/GUJ	20
17D14W/WU	17
17D15R/RU	17
17D15RJ/RUJ	20
17D15T/TU	17
17D15TJ/TUJ	20
17D17R/RU	20
17D17W/WU	20
17D18T/TU	20
17D18W/WU	20
17D19GC/SC	20
17D203Q	17
17D203QU	17
17D303S	17
17D303SU	17
17D303T	17
17D303TU	17
17DU	16

MODEL	COLUMN NUMBER
17DU-1	16
17M101	21
17P1T	16
17P1TU	16
17P10R/RU	16
17P10T/TU	16
17P10W/WU	16
17P11R/T/W	21
17P11RU/TU/WU	21
17P12T/TU	21
17P12W/WU	21
17P14G/GU	21
17P14S/SU	21
17P101/J/JU	16
17P102A/R	16
17P102AU/RU	16
17P103S	16
17P103SU	16
17P104E/EU	16
17P105B/M	16
17P105BU/MU	16
17P110S/Q	16
17P110SU/QU	16
17P111G/R	16
17P111GU/RU	16

MODEL	COLUMN NUMBER
17P112L/LU	16
17P112R/RU	16
17P112S/SU	16
17P113L/LU	16
17P114F/S	16
17P115S/SU	16
17P201S/G	16
17P201SU/GU	16
17P202L/R	16
17P202LU/RU	16
17P206G/S	16
17P206GU/SU	16
19P10B/BU	22
19P10G/GU	22
19P10W/WU	22
19P11T/TU	22
19P11W/WU	22
19T01B/BC/BU	20
19T01F/FC/FU	20
19T01W/WC/WU	20
19T02B/BC/BU	20
19T02F/FC/FU	20
19T02M/MC/MU	20
19T02W/WC/WU	20
19T03M	20

MODEL	COLUMN NUMBER
19T04B	20
19T10/11	22
19T18	22
19T19	22
21C07W/WU	20
21C09B	19
21C09BJ/BUJ	20
21C09M	19
21C09MJ/MUJ	20
21C09W	19
21C09WJ/WUJ	20
21C10B/BU	19
21C10M/MU	19
21C10W/WU	19
21C15B/BU	16
21C15M/MU	16
21C16B/BU	16
21C16M/MU	16
21C401Series	14
21C401	14
21C402/USeries	12
21C043Series	14
21C404	14
21C045B/M	14
21C405B/M	14

MODEL	COLUMN NUMBER
21C405BU/MU	14
21C405BU/MU	14
21C406A/B/M	14
21C406AU/BU/MU	14
21C407Series	16
21C408Series	16
21C409Series	16
21C414B/M	16
21C414BU/MU	16
21C415B/M	16
21C415BU/MU	16
21C501/02Series	13
21C501/02Series	13
21C503Series	10
21C504Series	10
21C505Series	10
21C508/09	14
21C510B/M	14
21C510BU/MU	14
21C512Series	16
21C513Series	16
21C519B/M	16
21C519BU/MU	16
21C524B/M	16
21C524BU/MU	16

CONTINUED NEXT PAGE

Service notes may be found at the end of the SYLVANIA section.

MODEL INDEX
(CONTINUED)

MODEL	COLUMN NUMBER
21C525B/M	16
21C525BU/MU	16
21C526B/M/W	16
21C526BU/MU/WU	16
21C529B/BU	16
21C529B/BU	16
21C529BJ/BUJ	16
21C529M/MU	16
21C529M/MU	16
21C529MJ/MUJ	16
21C529W/WU	16
21C529WJ/WUJ	16
21C534B/K/M	16
21C534BU/KU/MU	16
21C601Series	13
21C602Series	10
21C605/07Series	13
21C611Series	16
21C616B/M	16
21C616BU/MU	16
21C621K/M	16
21C621KU/MU	16
21C626B/M/W	16
21C626BU/MU/WU	16
21D801B/M	10
21D801BU/MU	10
21D802K/M	13
21D802KU/MU	13
21M11R/RU	16
21M11T/TU	16
21M120S	16
21M120SU	16
21M204S	16
21M204SU	16
21P101Series	16
21T101Series	14
21T101	14
21T102Series	14
21T102	14
21T103/USeries	12
21T104Series	14
21T104	14
21T105/06	14
21T107B/E/M	14
21T107BU/EU/MU	14
21T108B/E/M	14
21T108BU/EU/MU	14
21T110	14
21T110B/M	14
21T110BU/MU	14
21T112	14
21T113Series	16
21T114Series	16
21T115Series	16
21T118S	16
21T118SU	16
21T121S	16
21T121SU	16
21T201Series	13
21T202/03/04Series	10
21T206Series	13
21T207/08	14
21T211B/M	14
21T211BU/MU	14
21T213Series	16
21T214B/M	16
21T214BU/MU	16
21T218B/M	16
21T218BU/MU	16
21T220B/M	16
21T220BU/MU	16

MODEL	COLUMN NUMBER
21T301Series	13
21T302Series	10
21T303Series	13
21T305B/M	16
21T305BU/MU	16
21T310B/M	16
21T310BU/MU	16
21T510/13	10
21T520/21/26	10
21T571/73	10
21T575/76/77	10
21T613/20/21	10
21T670/75	10
21T676/77	10
21TD	16
21TE	16
21TEU	16
22B-11	4
22M	2
22M-1/-2	4
22M-11	4
23B/-1	4
23B-11	4
23C08B/BU	20
23C08M/MU	20
23C08W/WU	20
23C09B/BU	19
23C09BJ/BJC/BUJ	20
23C09M/MU	19
23C09MJ/MJC/MUJ	20
23C09W/WU	19
23C09WJ/WJC/WUJ	20
23C10B/BU	19
23C10BJ/BUJ	20
23C10M/MU	19
23C10MJ/MUJ	20
23C11B/M	19
23C11BJ/MJ	20
23C17B/BU	19
23C17M/MU	19
23C18	20
23C18B/BU	19
23C18BJ/BJC/BUJ	20
23C18M/MU	19
23C18MJ/MJC/MUJ	20
23C18W/WU	19
23C18WJ/WJC/WUJ	20
23C19B/BU	19
23C19M/MU	19
23C20B/BU	19
23C20BJ/BUJ	20
23C20M/MU	19
23C20MJ/MUJ	20
23C20W/WU	19
23C20WJ/WUJ	20
23C21F/FU	19
23C21M/MU	19
23C26B/BC/BU	20
23C26M/MC/MU	20
23C26W/WC/WU	20
23C27B/BU	19
23C27BC/BJ/BUJ	20
23C27M/MU	19
23C27MC/MJ/MUJ	20
23C27W/WU	19
23C27WC/WJ/WUJ	20
23C28B/M/W	19
23C28BJ/MJ/WJ	20
23C29B/BC/BU	20
23C29M/MC/MU	20
23C29W/WC/WU	20

MODEL	COLUMN NUMBER
23C30B/BC/BU	20
23C30M/MC/MU	20
23C30W/WC/WU	20
23C31B/BC/BU	20
23C31F/FC/FU	20
23C31M/MC/MU	20
23C32B/BC/BU	20
23C32F/FC/FU	20
23C32M/MC/MU	20
23C32W/WC/WU	20
23C33B/BC	20
23C33M/MC	20
23C33W/WC	20
23C34B/BC/BU	20
23C34M/MC/MU	20
23C34W/WC/WU	20
23C35B/BC/BU	20
23C35F/FC/FU	20
23C35M/MC/MU	20
23C35W/WC/WU	20
23C36MC/WC	20
23C37F/FC/FU	20
23C38FC/WC	20
23C39FC	20
23C40B/BC/BU	20
23C40M/MC/MU	20
23C40W/WC/WU	20
23C43B/BC/BU	20
23C43M/MC/MU	20
23C43W/WC/WU	20
23L45M/W	20
23L48F/FU	23
23L48M/MU	23
23L48W/WU	23
23L49E/W	20
23L51D/DU	23
23L52D/DU	23
23L52M/MU	23
23M/-1	4
23M-11	4
23M101	20
23S22B/M/W	16
23S23B/BU	16
23S23F/FU	16
23S23M/MU	16
23S24B/BU	16
23S24M/MU	16
23S24W/WU	16
23T09B/M	19
23T09BJ/BUJ	20
23T09MJ/MUJ	20
23T10B/BU	19
23T10BJ/BUJ	20
23T10M/MU	19
23T10MJ/MUJ	20
23T11B/BU	19
23T11BJ/BUJ	20
23T11M/MU	19
23T11MJ/MUJ	20
23T12MJ/MUJ	20
23T12T/TU	19
23T12W/WU	19
23T12WJ/WUJ	20
23T13B/BU	19
23T13BJ/BUJ	20
23T13M/MU	19
23T13MJ/MUJ	20
23T13S/SU	19
23T13W/WU	19
23T13WC/WJ/WUJ	20
23T14B/BU	19

MODEL	COLUMN NUMBER
23T14BJ/BJC/BUJ	20
23T14M/MU	19
23T14MJ/MJC/MUJ	20
23T14W/WU	19
23T14WJ/WJC/WUJ	20
23T15E/EU	20
23T16B/BU	20
23T16M/MU	20
23T16W/WU	20
23T17B/BC/BU	20
23T17M/MC/MU	20
23T17W/WC/WU	20
23T44B/BU	23
23T44M/MU	23
23T44W/WU	23
23V46B/BU	23
23V46M/MU	23
23V46W/WU	23
23V50B/BU	23
23V50F/FU	23
23V50M/MU	23
23V50W/WU	23
24C402B/M	14
24C402BU/MU	14
24C601Series	13
24C602	9
24C603Series	13
24M	2
24M-1/-3	4
24T101Series	14
24T101	14
24T201	14
24T301Series	13
25M/-1	4
31C606Series	18
31T304M	18
71M	2
71M-1	2
72B	2
72B-1	2
72B-11	2
72M	2
72M-1	2
72M-2	4
72M-11	2
72M-11A/-11B	2
73B	2
73B-5	4
73B-11	2
73M	2
73M-1/-2	2
73M-3/-5/-6	4
73M-11	2
74B	2
74B-1	4
74B-2	4
74M	2
74M-1	4
74M-2/-3	4
75B/-1	4
75M/-1	4
105B	5
105BU	5
105M	5
105MU	5
105-14Series	5
105-14USeries	5
120B	5
120BU	5
120M	5

MODEL	COLUMN NUMBER
120MU	5
120-20Series	5
120-20USeries	5
126B	5
126BU	5
126L	5
126LU	5
126M	5
126MU	5
150A/L	4
155A/L/M	4
172K	6
172KU	6
172M	6
172MU	6
175B	6
175BU	6
175L/M	6
175MU	6
175-18	8
175-18U	8
176B	6
176BU	6
176L/M	6
176MU	6
177B	6
177BU	6
177M	6
177MU	6
178B	6
178BU	6
178M	6
178MU	6
187B	7
187BU	7
187M	7
187MU	7
200M	5
200MU	5
205Series	5
220Series	5
225M	5
225MU	5
226Series	5
250Series	5
270Series	5
271Series	5
275Series	5
300Series	5
300USeries	5
301Series	5
301/USeries	5
306/USeries	5
320/U	5
321/USeries	5
321-1/4Series	5
325/USeries	5
326/USeries	5
331/USeries	7
336/USeries	7
372/USeries	8
373/USeries	8
375/USeries	8
376/USeries	8
377/USeries	8
386B/BU	7
386M/MU	7
392B/M	9
392BU/MU	9
396B/M	9

MODEL	COLUMN NUMBER
396BU/MU	9
401/USeries	5
410/USeries	5
420/USeries	5
421/USeries	5
425/USeries	5
500USeries	5
510Series	10
511Series	12
513Series	10
514/USeries	5
515/USeries	5
520Series	10
521Series	10
525/USeries	5
526Series	10
527/USeries	8
529/USeries	5
571Series	10
573Series	10
575Series	10
576Series	10
577Series	10
596Series	9
612/USeries	12
613Series	10
614/USeries	12
620Series	10
621Series	10
622/USeries	10
626Series	10
670Series	10
675Series	10
676Series	10
677Series	10
696Series	9
1110X	2
1210X	4
2130B/M/W	2
2140B/M	2
2221M	2
4120M	2
4130B/E/M/W	2
5130B/M/W	2
5140B/M	2
5150M	3
6110X	2
6120B/M/W	2
6130B/M/W	2
6140M/W	2
7110X	2
7110XB	2
7110XF	2
7110XFA	3
7111M	2
7111MA	2
7120	2
7120B/BF	2
7120M/MF	2
7120MFA	3
7120W/WF	2
7130B/BF/F	2
7130E	2
7130M/MF	2
7130MFA	3
7130W/WF	2
7140M/W	2
7140MA/WA	3
7150M	3
7160B/M	3

CHASSIS INDEX

CHASSIS	COLUMN NUMBER
1-108	1
1-139	1
1-168	1
1-186	1
1-227	1
1-231	1
1-260/-61	2
1-271	2
1-274	3
1-290	2

CHASSIS	COLUMN NUMBER
1-329	2
1-356	2
1-357	3
1-366/-66	2
1-381	4
1-387	2
1-387-1	4
1-437	3
1-437-1/2/3	4
1-441	2

CHASSIS	COLUMN NUMBER
1-442	3
1-462/-1	2
1-502-1/2/3/-5	2
1-504-1/2/4	5
1-507-1	4
1-508-1/2/3	6
1-509-1/2	7
1-510-1/2/4	5
1-512-1/2	7
1-513-1/2/3/4	7

CHASSIS	COLUMN NUMBER
1-514-1/3/4/5/6	5
1-515-1/-2	9
1-518-1/2/3/5/6	8
1-520-0/1/3/4/5/6/7/8	5
1-521-1/2/3/6/7/8	10
1-522-1/2	9
1-525-1/-2	15
1-526-1/2/3/4/5/6	12
1-527-1/2	12
1-530-1/2/3/4/5/6	5

CHASSIS	COLUMN NUMBER
1-532Series	14
1-533Series	13
1-534-1/-2	18
1-537-1/-3/-4/-5/-6	16
1-539-1 thru -4	16
1-540-1 thru -6	16
1-541-1 thru -0	16
1-542-1 thru -8	16
1-543-1/-2/-3/-4	17
1-544-1/-2/-3/-5/-6	19

CHASSIS	COLUMN NUMBER
1-545-1/-3/-4	16
546-1/-2/-3/-4/-5	23
547-1/-2	21
548-1/-2/-3/-4/-7	20
549-1/-2/-3/-5/-6/-7/-9	20
550-1/-2/-3/-7/-8/-9	20
552-1/-2/-9	20
553-1/-2/-9	20
555-1/-2/-3/-5/-6/-7	23

SYLVANIA

PART NAME	1	2	3	4	5	6	7	8	9	10
Flyback	113-0010[23] HVO-50	241-0003/5/6 Fly-22	241-0003 Fly-22	241-0003/6 Fly-22	241-0007[32] Fly-23	241-0007 Fly-23	241-0010/12 Fly-69	241-0011[37] Fly-91	241-0013[40] Fly-81	241-0026/32 241-0017
Yoke	100-0001 100-0002 Y-12	100-0003/5 100-0006/7 Y-19	100-0003 Y-19	100-0007[30] Y-19	100-0009 Y-23	100-0009 Y-23	100-0011[38] Y-14	100-0009 Y-23	100-0013 Y-14	100-0015[44] Y-10[43]
Vertical Output	241-0001 26S53[24]	241-0004 26S52	241-0004 26S52	241-0004 26S52	241-0008 26S51[24]	241-0008 26S51[24]	241-0009 26S72	241-0008 26S51[24]	241-0018[46] 26S73	241-0016[47] 26S11
Vert. Blocking Oscillator	242-0001 24A87	242-0001 24A87	242-0001 24A87	242-0001 24A87	242-0002 26A03	242-0002 26A03	242-0002 26A03	242-0002 26A03	242-0003[49] 26A05	242-0003 26A05
Width Coil	NOT USED	132-0001 WC-19	132-0001 WC-19	132-0001 WC-19	132-0002[33] WC-23	132-0002[33] WC-23	NOT USED	132-0002[33] WC-23	132-0003 WC-23	132-0003[50] WC-23
Linearity	NOT USED	133-0001 WC-33	133-0001 WC-33	133-0001 WC-33	NOT USED	133-0002 WC-33	133-0003 WC-33	133-0002 WC-33	NOT USED	NOT USED
Power	141-0008/9 26R81	141-0015[27,27] 26R92[28]	141-0016/13 26R72	141-0013 26R72	141-0024/39[34] 26R20	141-0021	141-0026/37	141-0021 141-0038	141-0042/38 141-0040[51]	141-0055
Filament	141-0011 26F65	240-0001 26F65[1]	240-0001 26F65[1]	240-0001 26F65[1]	141-0030 22R43	141-0023	141-0027 26R28U[1]	141-0030 22R43	141-0053 26F65[1]	141-0052
Focus Coil	NOT USED	NOT USED	NOT USED	NOT USED	NOT USED	NOT USED	NOT USED	NOT USED	NOT USED	NOT USED
Audio Output	143-0009[25] 26S50	143-0017[29] 24S63	143-0017 24S63	143-0020/21[31] 24S51	143-0023 26S49	143-0022 26S49	143-0022/23 26S49	143-0022 26S49	143-0033[53] 24S51	143-0034 26S50
Choke	145-0002[26] 26C76	145-0004 26C78	145-0004 26C78	145-0004 26C78	145-0004 26C78	145-0002[36] 26C76	145-0002[39] 26C76	145-0002[39] 26C76	145-0009/4 26C78	145-0011 26C77
Horizontal Oscillator	SEE RINGING COIL	SEE RINGING COIL	SEE RINGING COIL	SEE RINGING COIL	SEE RINGING COIL	SEE RINGING COIL	SEE RINGING COIL	SEE RINGING COIL	SEE RINGING COIL	129-0004 WC-22
Horizontal Ringing Coil	146-0005 HS-5	146-0005 HS-5	146-0005 HS-5	146-0005 HS-5	132-0001 HS-5	146-0005 HS-5	146-0005 HS-5	146-0005 HS-5	132-0001 HS-5	243-0001
Antenna Input (Balun)	NOT USED	See note 2		15-1083[4]	15-1083[7]	NOT USED	15-1083[9]	NOT USED	NOT USED	15-1083
Video IF	19-1021	125-0002 17-1066			119-0002 17-4503[1]	115-0001	119-0002 17-4503[1]	115-0001	115-0001	119-0007 17-4504[1]
Video IF	125-0001 17-1064	125-0002 17-1066	125-0002 17-1066	125-0002 17-1066	119-0003 17-5002	119-0003 17-5002	119-0003 17-5002	119-0003 17-5002	119-0003 17-5002	119-0003 17-5002
Video IF	120-0002	125-0002 17-1066	125-0002 17-1066	125-0002 17-1066	119-0004 17-5003	119-0004 17-5003	119-0004 17-5003	119-0004 17-5003	119-0004 17-5003	119-0006 17-5004
Video IF	125-0002 17-1066	125-0002 17-1066	120-0002	120-0002	119-0005 17-5004	119-0005 17-5004	119-0005 17-5004	119-0005 17-5004	119-0005 17-5004	126-0004 17-5004
Ratio Det. or Quadrature	128-0002	128-0004 128-0005	128-0004 128-0005	128-0008 17-3497[5]	128-0008 17-3497[5]	128-0008 17-3497	128-0008 17-3497	128-0008 17-3497	128-0008 17-3497	128-0008 17-3497
Trap	118-0003 17-3400	118-0007 20-1006	118-0005 17-1066	118-0007 20-1006	130-0001 17-3402[3]	130-0001 17-3402[3]	118-0011 20-1045	118-0011 20-1045	118-0011 20-1045	123-0005
Trap	118-0005 17-1066	118-0005 17-1066	118-0007 20-1006	See note 6	118-0011 20-1045	NOT USED	130-0001 17-3402[3]	130-0001 17-3402[3]	130-0001 17-3402[3]	118-0019 17-3401
1st Sound IF	129-0001 20-1004	130-0001 17-3402[3]	130-0001 17-3402[3]	130-0001 17-3402[3]	130-0001 17-3402[3]	130-0001 17-3402[3]	130-0001 17-3402[3]	130-0001 17-3402[3]	120-0003 17-3495[12]	130-0001 17-3402[3]
2nd Sound IF	120-0001 17-3495	120-0001 17-3495	120-0001 17-3495	120-0001 17-3495	NOT USED	120-0003 17-3495	120-0003 17-3495[12]	120-0003 17-3495[12]		130-0002 20-1004[14]
AM IF and FM IF	121-0010 122-0010 16-6758	121-0010 122-0010 16-6758	121-0010 122-0010 16-6758	NOT USED	NOT USED	121-0018 16-6758	NOT USED	121-0018[13] 16-6758	NOT USED	NOT USED
AM IF and FM IF	121-0011 122-0011 16-3487	121-0011 122-0011 16-3487	121-0011 122-0011 16-3487	NOT USED	NOT USED	See note 8	NOT USED	See note 8 & 13	NOT USED	NOT USED
Peaking	146-0001	131-2003 19-3125	131-2003 19-3125	131-2003 19-3125	118-0010 19-1005	131-2010 19-4201	118-0010 19-1005	131-2010 19-4201	118-0010 19-1005	118-0020 19-1001
Peaking	146-0002	131-2004 19-3180	131-2004 19-3180	131-2004 19-3180	131-2003 19-3125	131-2007 19-3125	131-2007 19-3125	131-2007 19-3125	131-2006 19-3300	131-2021 19-3660[15]
Peaking	146-0004	131-2005 19-3036	131-2005 19-3036	131-2005 19-3036	131-2008 19-3093	250UH 19-3250	160UH 19-3160	118-0010 19-1005	160UH 19-3160	131-2020 19-4201[16]
Peaking	NOT USED		131-2006 19-3300	131-2006 19-3300	131-2008 19-3093	135UH 19-3125	330UH 19-3300	330UH 19-3300	131-2006 19-3300	131-2008 19-3093
RF Choke	147-0014 19-1001				118-0010 19-1005	118-0010 19-1005	See note 11	118-0010 19-1005	118-0010 19-1005	See note 17
Filament Choke	147-0014 19-1001	147-0014 19-1001	147-0014 19-1001	147-0014 19-1001	147-0014 19-1001	147-0014 19-1001	147-0014 19-1001	147-0014 19-1001	147-0014 19-1001	147-0014 19-1001

Service notes may be found at the end of the SYLVANIA section.

PART NAME	11	12	13	14	15	16	17	18	19	20
Flyback	241-0019 Fly-81	241-0025[41] Fly-25[1,42]	241-0035/42[55] Fly-171	241-0038[57] Fly-171	241-0044 5191A Fly-109[62]	241-0046 Fly-148	241-0046 Fly-148	241-0039	241-0048 50-89702-3 Fly-148	241-0049/50[67] Fly-210
Yoke	100-0009 Y-23	100-0019/22 Y-11[45]	100-0023/25 Y-16[58]	100-0025[59] Y-16[58]	100-0030 5192A-1 Y-10[48]	100-0031/32[63] Y-46	100-0034 Y-46[66]	100-0027	100-0035 51-89556-1 Y-46[68]	100-0035 51-89556-1 Y-46[69]
Vertical Output	241-0008 26S51[24]	241-0024 26S17	241-0034 26S29	241-0034 26S29	241-0043 5189A-2 26S71[1]	241-0045 26S75[64]	241-0045 26S75[64]	241-0040	241-0047 26S29	241-0047 26S29
Vert. Blocking Oscillator	242-0002 26A03	242-0003 26A05	NOT USED	NOT USED	NOT USED	NOT USED	NOT USED	NOT USED	NOT USED	NOT USED
Width Coil	132-0005 WC-22	132-0003 WC-23	132-0007/11/12[61] WC-23[60]	132-0007/11/12[61] WC-23[60]	NOT USED	132-0018/21 WC-19	132-0021 WC-19	132-0014	132-0021 WC-19	NOT USED
Linearity	NOT USED	NOT USED	NOT USED	NOT USED	NOT USED	NOT USED	NOT USED	NOT USED	NOT USED	132-0027 WC-14
Power	141-0024 26R20	141-0045[52]	141-0065	141-0066	NOT USED	NOT USED	NOT USED	141-0070	141-0084	141-0084
Filament	141-0030 22R43	141-0063 21F08	141-0064	141-0064	NOT USED	141-0071/65/83	NOT USED	NOT USED	141-0081/64	141-0081/64
Focus Coil	NOT USED	NOT USED	NOT USED	NOT USED	NOT USED	NOT USED	NOT USED	NOT USED	NOT USED	NOT USED
Audio Output	143-0023 26S49	143-0041 24S50	143-0046 26S48	143-0047 24S51	143-0055 5184A 24S53	143-0060[65] 24S48	143-0072 24S64	143-0053 26S49	143-0061/71 24S48	143-0061/71[71] 24S48
Choke	145-0004 26C78	145-0016 26C76	145-0019 26C79	145-0020 26C79	145-0024 5190A 26C77	145-0020 26C79	145-0020 26C79	145-0023 26C43	145-0020 26C79	145-0020 26C79
Horizontal Oscillator	132-0005 WC-22	242-0004 HS-9	SEE RINGING COIL	132-0009 HS-7	SEE RINGING COIL	132-0017/19/22	132-0024	SEE RINGING COIL	SEE RINGING COIL	SEE RINGING COIL
Horizontal Ringing Coil	NOT USED	NOT USED	132-0001 HS-5	129-0006 HS-8	132-0016 5365A2 HS-5	NOT USED	NOT USED	132-0001 HS-5	132-0022	132-0024/19
Antenna Input (Balun)	NOT USED	111-0022 15-1083	15-1083[18]							
Video IF	115-0001	119-0007 17-4504[1]	119-0011 17-4503[1]	119-0010	120-0018 17-4534	120-0022/24	120-0024	120-0017 119-0012 17-5002	119-0024	119-0027 17-4536[1]
Video IF	119-0003 17-5002	119-0003 17-5002	119-0003 17-5002	119-0003 17-5002	119-0020 17-4523	119-0023 125-0006	119-0023	119-0015	125-0006	119-0028 17-4524[1]
Video IF	119-0004 17-5003	119-0006 17-5004	119-0004 17-5003	119-0009 17-5004	119-0019 17-5004	119-0021/24	119-0021	119-0013/14 17-5004	125-0006	119-0028 17-4524[1]
Video IF	119-0005 17-5004	126-0004 17-5004	119-0005 126-0006 17-5004	120-0011 17-5004	NOT USED	119-0022	119-0022	120-0020	120-0026	119-0026 17-4536[1]
Ratio Det. or Quadrature	128-0008 17-3497	124-0002 20-1005	128-0008 17-3497	128-0012 17-3499	124-0003 20-1005	128-0015	128-0015	128-0014 17-3497	127-0002	127-0002
Trap	118-0011 20-1045		118-0011 20-1045	118-0019 17-3401	NOT USED	118-0033/35	118-0035	118-0026 20-1049	120-0026	119-0026 17-4536[1]
Trap	130-0001 17-3402[3]	NOT USED	118-0022 20-1004	NOT USED	NOT USED	120-0023 17-3489	120-0023 17-3489	118-0025 20-1045	120-0025	120-0027 20-1044[1]
1st Sound IF	130-0001 17-3402[3]	120-0009 17-3495	130-0002 20-1004	130-0002[21] 20-1004	130-0004 17-3400	120-0023 17-3489	120-0023 17-3489	130-0003 17-3402	120-0023 17-3489	120-0023 17-3489
2nd Sound IF	NOT USED	120-0008 17-3495	NOT USED	130-0001[22] 17-3402	120-0019 17-3495	120-0021 17-3489	NOT USED	NOT USED	NOT USED	NOT USED
AM IF and FM IF	NOT USED	NOT USED	NOT USED	NOT USED	NOT USED	NOT USED	NOT USED	NOT USED	NOT USED	NOT USED
AM IF and FM IF	NOT USED	NOT USED	NOT USED	NOT USED	NOT USED	NOT USED	NOT USED	NOT USED	NOT USED	NOT USED
Peaking	118-0010 19-1005	118-0020 19-1001	118-0020 19-1001	118-0020 19-1001	145-0025 19-1005	131-2033 19-3300	131-2036 19-3075		131-2036 19-3075	131-2036 19-3075
Peaking	131-2003 19-3125	131-2021 19-3660[15]	131-2026 19-3160[19]	131-2027 19-3660	131-2031 19-4950	131-2034 19-3160	131-2035 19-3100		131-2033 19-3330	131-2033 19-3330
Peaking	131-2008 19-3093	131-2020 19-4201[16]	131-2024 19-3100	131-2022 19-4400	131-2032 19-3250	NOT USED	131-2037 19-3375		131-2037 19-3660	131-2037 19-3660
Peaking	250UH 19-3250	NOT USED	see note 20	146-0016 19-3036	NOT USED	118-0032 19-1000	118-0032 19-1000		NOT USED	
RF Choke	118-0010 19-1005	118-0010 19-1005	118-0010 19-1005	118-0010 19-1005	145-0026 19-6033	118-0020 19-2864	118-0020 19-2864		118-0020 19-2861	118-0032 19-1000
Filament Choke	147-0014 19-1001	147-0014 19-1001	147-0014 19-1001	147-0014 19-1001	147-0022 19-1001	118-0010 19-1005	118-0010 19-1005			

Service notes may be found at the end of the SYLVANIA section.

SYLVANIA

PART NAME	21	22	23
Flyback	241-0049 50-95934-3 Fly-210	241-0052 50-97908-1 Fly-210	241-0053 Fly-210
Yoke	100-0038 51-89556-4 Y-46	100-0041 51-97811-2 Y-46	100-0038 100-0042 Y-46
Vertical Output	241-0047 26S29	241-0047 56-89797-6 26S29	241-0047 26S29
Vert. Blocking Oscillator	NOT USED	NOT USED	NOT USED
Width Coil	NOT USED	NOT USED	NOT USED
Linearity	NOT USED	132-0027 50-97797-1 WC-14	132-0027 WC-14
Power	NOT USED	NOT USED	141-0092 26R53[1]
Filament	NOT USED	NOT USED	NOT USED
Focus Coil	NOT USED	NOT USED	NOT USED
Audio Output	143-0060 24S49	143-0095 56-97301-4 24S83	143-0061[72] 24S48
Choke	145-0020 26C79	145-0020 56-89342-9 26C79	145-0043 26C80
Horizontal Oscillator	SEE RINGING COIL	SEE RINGING COIL	SEE RINGING COIL
Horizontal Ringing Coil	132-0019	132-0023/22	132-0024
Antenna Input (Balun)			
Video IF	119-0027 17-4536[1]	119-0029/27 17-4536[1]	119-0027 17-4536[1]
Video IF	119-0028 17-4524[1]	119-0028 17-4524[1]	119-0028 17-4524[1]
Video IF	119-0028 17-4524[1]	119-0028 17-4524[1]	119-0028 17-4524[1]
Video IF	119-0026 17-4536[1]	119-0026 17-4536[1]	119-0030
Ratio Det. or Quadrature	127-0002	127-0002	127-0002
Trap	119-0026 17-4536[1]	119-0026 17-4536[1]	119-0026 17-4536[1]
Trap	120-0027 20-1044[1]	120-0027 20-1044[1]	119-0027 17-4536
1st Sound IF	120-0023 17-3489	120-0023 17-3489	120-0023 17-3489
2nd Sound IF	NOT USED	NOT USED	NOT USED
AM IF and FM IF	NOT USED	NOT USED	NOT USED
AM IF and FM IF	NOT USED	NOT USED	NOT USED
Peaking	131-2036 19-3075	131-2036 19-3075	131-2036 19-3075
Peaking	NOT USED	NOT USED	131-2037 19-3375
Peaking	131-2037 19-3660	131-2037 19-3660	NOT USED
Peaking	NOT USED	NOT USED	NOT USED
RF Choke	118-0032 119-1000	118-0032 119-1000	118-0032 19-1000
Filament Choke			

SERVICE NOTES

1 Mounting difference.
2 323-0007 replaced by 15-1083 in model 2221M (Ch. 1-387), 15-1083 antenna transformer for models 71M-1, 72B-1, 72M-1 (Ch. 1-502-1), 73M-1, 73M-2 (Ch. 1-502-2).
3 Disregard center tap.
4 Used in models 22B-11, 22M-11, 23B-11 (Ch. 1-507-1).
5 Used in models 22B-11, 22M-11, 23M-11 (Ch. 1-507-1), models 150A, L, 155A, L, M (Ch. 1-437-3) coded CO6 and up.
6 118-0005 replaced by 17-1066, 130-0001 replaced by 17-3402 (disregard center tap).
7 Used in models series 105-14, 105-14U, 120-20, 120-20U, 300, 300U, 301, 301U, 306, 306U, 320, 325, 325U, 326, 326U (Ch. 1-514, -1, -3, -4, -5, -6, 1-520-0, -1, -3, -4, -7, -8).
8 122-0019 replaced by 16-6770, 121-0017 replaced by 16-3487; 122-0017 replaced by 16-3487.
9 Used in Sylvania models 331, U, 336M, U (Ch. 1-513-1, -2, -3, -4).
10 Drill mounting holes and use secondary and trap windings.
11 146-0012 replaced by 19-3093, 118-0010 replaced by 19-1005.
12 Used in models 386B, BU, M, MU (Ch. 1-512-1, 1-512-2).
13 Used in models 172K, KU, 172M, MU, 175B, BU, L, M, MU, 176B, BU, L, M, MU, 177B, BU, M, MU, 178B, BU, M, MU (Ch. 1-508-1, 1-508-2).
14 Add shunt resistor as in original circuit.
15 Parallel with 4.7K resistor.
16 Parallel with 27K resistor.
17 118-0010 replaced by 19-1005, 118-0020 replaced by 19-1001.
18 Used in models 21C501, 21C502, 21C601, 21D802, 21T201, 24C601, 24T301 Series (Ch. 1-533, -1-2-5).
19 Parallel with 27K resistor.
20 131-2025 replaced by 19-3250, 112-0014 replaced by 19-3036, 146-0016 replaced by 19-3036.
21 Used in models 21C401, 21C404, 21C405, 21C508, 21C509, 21T101, 21T102, 21T104, 21T105, 21T106, 21T110, 21T207, 21T208, 24T101, 24T201 Series (Ch. 1-532-3-4-5-6-7).
22 Used in models 21C401 Series, 21C403 Series, 21T101 Series, 21T102 Series, 21T104 Series, 24T101 Series (Ch. 1-532-1, -2).
23 241-0002 - no replacement.
24 Connect as autoformer.
25 143-0010 used in chassis 1-108 replaced by 24S88, 143-0013 used in chassis 1-231/-227 replaced by 26S49[1].
26 145-0001 used in B+ supply replaced by 26C79. 141-0013 used in 1-502-1 (late), 1-502-2/-3/-329, 1-387-1, 1-441, 1-366-66 replaced by 26R72.
27 141-0022 used in chassis 1-502-5 - no replacement.
28 Use high current 6.3 volt windings.
29 143-0021 used in chassis 1-502-1/-2/-3 replaced by 24S51, 143-0014 used in chassis 1-329, 1-387, 1-441, 1-260, 1-261, 1-366, 1-366-66 replaced by 26S49.
30 100-0004 used in chassis 1-381 replaced by Y-22.
31 143-0017 used in model 24M replaced by 24S63, 143-0014 used in chassis 1-381 replaced by 26S49.
32 241-0011 used in chassis 514, 520 replaced by Fly-91.
33 132-0005 used in a few chassis replaced by WC-22.
34 141-0040 used in a few chassis - no replacement.
35 Original terminals 7 - 6 - 5 - 3 - 2 - 1
new terminals 13 - 10 & 11 - 6 - 1 - 9 - 8
Connect Yoke return (large red lead) to terminal #3, connect WC-18 across Fly-37 terminals 8 & 9.
36 145-0006 used in high B+ replaced by 26C77.
37 241-0019 used in late 1-518-5/-6 replaced by Fly-81.
38 Used in 1-512-1/-2, 1-513-1/-2/-3/-4 only; 100-0010 - no replacement.
39 145-0004 used in high B+ replaced by 26C78; 155-0008 used in chassis 1-513-1/-2/-3/-4 replaced by 26C79.
40 241-0026 used in some models - no replacement.
41 241-0033 used in late production 1-526-1/-2/-3/-4/-5/-6 - no replacement.
42 Original terminals 3 - 2 - 1
new terminals 6 - 3 - 2
43 Fabricate mounting bracket.
44 100-0020 used in 1-521-7/-8 - no replacement.
45 When replacing 100-0022 omit jumper or terminals 5 & 8, and connect same as original circuit.
46 241-0009 used in chassis 1-515-1/-2 replaced by 26S72.
47 241-0030 used in chassis 1-521-7/-8 - no replacement.
48 Use original rear cover and centering device and ground terminal #5.
49 242-0002 used in 1-515-1/-2 replaced by 26A03.
50 132-0006 used in 1-521-7/-8 - no replacement.
51 141-0041 used in Halo Light circuit replaced by 22R43[1].
52 141-0030 used in Halo Light circuit replaced by 22R43.
53 143-0029 used in 1-515-1/-2 - no replacement.
54 Original terminals 4 - 6 - 2 - 1 - 9 - 8 Use two turn filament.
new terminals 5 - 4 - 4 - 1 - 7 - 8
55 241-0037/36 used in some models replaced by Fly-171.
56 Original terminals 4 - 6 - 2 - 1 (When terminal 8 & 9 are used connect them
new terminals 5 - 4 - 4 - 1 to new #7 & 8.)
57 241-0041 used in a few models replaced by Fly-171.
58 Use original core clamp, connect yoke #3 to pin #3 of plug, yoke #1 to plug pin #1. Remove 56 MMFD across 3 & 7 and connect across 1 & 2.
59 100-0029/24 used in a few models - no replacement.
60 Use original slug or remount.
61 132-0010/0008 - no replacement.
62 Original terminals 5 - 3 - 2 - 1
new terminals 6 - 3 - 5 - 2
63 100-0033 also replaced by Y-46, 100-0036 used in ch. 1-541-7/-8/-9, 1-545-1 replaced by Y-46. (Use only Yoke plug and connect Yoke #5 to plug #6 & Yoke #6 to plug #2 & Yoke #1 to plug #3. 100-0038 used in chassis 1-545-3/-4 replaced by Y-46 (Connect Yoke #5 to Flyback #5, Yoke #2 & #6 to Flyback #1, Yoke #1 to Flyback C.
64 Use 8:1 turns ratio and connect as autoformer.
65 143-0061 used in chassis 1-539-1/-2 & 1-540-1/-2/-3/-4 replaced by 24S48. 143-0070/71 used in some chassis replaced by 24S51[1].
66 Use original rear cover and yoke plug, mount same as original. Connect Yoke terminal #5 to plug #1, Yoke #6 and #2 to plug #2, Yoke #1 to plug #3, Yoke #4 to plug #6, Yoke #8 to plug #4 & 5, Yoke clamp lead to plug #7.
67 50-97572-3 & 50-95934-3 also replaced by Fly-210. 241-0051 used in ch. 550 & 553 Series - no replacement.
68 Connect Yoke #5 to Flyback #6. Yoke #6 & 2 to Flyback #4. Yoke #1 to Yoke return capacitor.
69 Connect Yoke #5 to Flyback #5. Yoke #6 & #2 to Flyback #1. Yoke #1 to Flyback #C.
70 Replacement information changes with Flyback used see column 19 or 20.
71 143-0072 used in some models replaced by 24S64. 143-0095 used in some models replaced by 24S83.
72 143-0046 also replaced by 24S48. 143-0072 used in model Series 23L51D, 23U46B/M/W, 23V50B/F/M/W replaced by 24S64.

MFR'S. PART	REPLACEMENT	MFR'S. PART	REPLACEMENT	MFR'S. PART	REPLACEMENT	MFR'S. PART	REPLACEMENT	MFR'S. PART	REPLACEMENT	MFR'S. PART	REPLACEMENT
DY-1	Y-3	LC-1	19-3001	LIF-11	17-1031[2]	LP-17	19-3160[6]	T-101		T-117	24S51
DY-2	Y-3	LC-2	26C44	LM77J4	WC-14	LP-18	19-3160	T-102	24S51	T-118	Fly-5
DY-4	Y-7	LC-3	26C43	LM77J4-3	WC-20	LRD-1	17-1033	T-104	26A03	T-122A	
DY-5	Y-7	LC-4	19-1004	LP-5		LTO-2	17-1004	T-106	26R19[1]	T-122B	21F11[2]
DY-6	Y-7	LC-10	19-3001	LP-6		LTO-3	17-3495	T-107	26S53	T-123	24S51
DY-10	Y-7	LC-19	19-1002	LP-7		LTO-13	16-3445	T-109	Fly-4	T-124A	Fly-46
DY-12M	Y-7	LF-3	FC-1	LP-9		LV-6	17-1003	T-111	Fly-5	T-124B	Fly-5
ES-1	24S51[2]	LHO-1	HS-2	LP-10		LV-7	17-1063	T-112	26S53[2]	T-124D	Fly-3
ES-2	24S51[2]	LHO-2	HS-5	LP-11	19-3180[6]	LV-8	17-1064	T-115	21F11[2]	T-129	21F15
L201R1	WC-11	LHO-2E	HS-5	LP-12		LV-9	17-1003	T-116	26S72	T-104T2	24S86
L201R3	WC-14	LIF-8	17-1031[2]	LP-12A	19-4400	TLA-4		T-116A	26S53	T-211T1	Fly-1
L201R4	WC-15	LIF-8C	17-1031[2]	LP-13		TLP-1		T-116B	26S53	T-211T3	Fly-1

MODEL INDEX

MODEL	COLUMN NUMBER	MODEL	COLUMN NUMBER	MODEL	COLUMN NUMBER	MODEL	COLUMN NUMBER	MODEL	COLUMN NUMBER	MODEL	COLUMN NUMBER
K21	5	KD71	5	117C	4	202	3	512	1	916C	2
K72	5	KD72B	5	117CA	4	203	3	516	4	916CAF	2
K73L	5	T-516	4	117CAF	4	203LO	3	612	1	919	4
K74	6	16DC3CR	2	117LO	4	210	7	710	1	919C	4
KC21	5	114	4	162	2	310	7	712	1	919CAF	4
KC71	5	116	4	172	3	410	1	716	2	920	3
KD21M	5	116C	4	174	3	416	2	812	5	1014	3
KD22B	5	117	4	201	3	510	1	816-3CR	2	1016	3

CHASSIS INDEX

CHASSIS	COLUMN NUMBER	CHASSIS	COLUMN NUMBER	CHASSIS	COLUMN NUMBER			
TVG	3	TVJ(Early)	5	TVJ(Late)	6			

Service notes may be found at the end of the TELE-KING section.

Printed in USA

PART NAME	1	2	3	4	5	6	7
Flyback	T-211T3 Fly-1	T-109 Fly-4	T-118 Fly-5	T-111 Fly-5	T-124-B[4] Fly-5	T-124D Fly-3	T-211T1 Fly-1
Yoke	DY-2 Y-3	DY-6 Y-7	DY-10 Y-7	DY-6 Y-7	DY-12-M Y-7	DY-12M Y-7	DY-1 Y-3
Vertical Output	T-107 26S53	T-107 26S53	T-116A 26S53	T-112 26S53[2]	T-116[5] 26S72	T-116B 26S53	T-204T2 24S86
Vert. Blocking Oscillator	T-104 26A03	T-104 26A03	T-104 26A03	T-104 26A03	T-104 26A03	NOT USED	NOT USED
Width Coil	L-201R1 WC-11	L-201R1 WC-11	L-M77J4-3 WC-20	L-M77J4-3 WC-20	L-M77J4-3 WC-20	L-M77J4-3 WC-20	L-201R1 WC-11
Linearity	L-201R3 WC-14	L-201R3 WC-14	LM77J4 WC-14	LM77J4 WC-14	LM77J4 WC-14	LM77J4 WC-14	L-201R3 WC-14
Power	T-106 26R19[1]	T-106 26R19[1]	NOT USED	T-106 26R19[1]	NOT USED	NOT USED	T-101
Filament	NOT USED	NOT USED	T-115 21F11[2]	NOT USED	T-122B[3] 21F11[2]	T-129 21F15	NOT USED
Focus Coil	LF-3 FC-1	LF-3 FC-1	NOT USED	FC-3	NOT USED	NOT USED	NOT USED
Audio Output	T-102 24S51	T-102 24S51	T-117 24S51	T-102 24S51	T-123 24S51	T-123 24S51	ES-1/-2 24S51[2]
Choke	LC-3 26C43	LC-3 26C43	LC-9 26C43	LC-3 26C43	LC-9 26C43	LC-9 26C43	LC-2 26C44
Horizontal Oscillator	SEE RINGING COIL	SEE RINGING COIL	SEE RINGING COIL	SEE RINGING COIL	SEE RINGING COIL	SEE RINGING COIL	LHO-1 HS-2
Horizontal Ringing Coil	LHO-2 HS-5	LHO-2 HS-5	LHO-2 HS-5	LHO-2 HS-5	LHO-2-E HS-5	LHO-2-E HS-5	NOT USED
Antenna Input (Balun)	NOT USED	15-1082	15-1082	15-1082	TLA-4	15-1082	15-1082
Video IF	LV-6 17-1003				TLP-1		
Video IF	LTO-2 17-1004	LV-6 17-1003		LV-6 17-1003	LV-6 17-1003	LV-9 17-1003	LV-9 17-1003
Video IF	LV-6 17-1003	LV-6 17-1003		LV-6 17-1003	LV-7 17-1063	LV-9 17-1003	LV-9 17-1003
Video IF	LV-6 17-1003	LV-6 17-1003		LV-6 17-1003	LV-8 17-1064	LV-9 17-1003	LV-9 17-1003
Ratio Det. or Quadrature	LRD-1 17-1033	LRD-1 17-1033	LIF-8 17-1031[2]	LRD-1 17-1033	LIF-8C 17-1031[2]	LIF-8-C 17-1031[2]	LIF-8-C 17-1031[2]
Trap	NOT USED	NOT USED	NOT USED	NOT USED	LTO-3 17-3495	LTO-13 16-3445	LTO-13 16-3445
Trap	NOT USED	NOT USED	NOT USED	NOT USED	NOT USED	NOT USED	NOT USED
1st Sound IF	LTO-3 17-3495	LTO-3 17-3495	LTO-3 17-3495	LTO-3 17-3495	LIF-11 17-1031[2]	LIF-11 17-1031[2]	LIF-11 17-1031[2]
2nd Sound IF	NOT USED	NOT USED	NOT USED	NOT USED	NOT USED	NOT USED	NOT USED
AM IF and FM IF	NOT USED	NOT USED	NOT USED	NOT USED	NOT USED	NOT USED	NOT USED
AM IF and FM IF	NOT USED	NOT USED	NOT USED	NOT USED	NOT USED	NOT USED	NOT USED
Peaking	LP-5	LP-5	LP-9	LP-5	LP-11 19-3180[6]	LP-17 19-3160[6]	LP-17 19-3160[6]
Peaking	LP-6	LP-6	LP-10	LP-6	LP-10	LP-12-A 19-4400	LP-12-A 19-4400
Peaking	LP-7	LP-7	LP-11 19-3180[6]	LP-8	LP-13	LP-18 19-3160	LP-18 19-3160
Peaking	LP-8	LP-8	LP-12	LP-7	LP-12A 19-4400	LP-12-A 19-4400	LP-12-A 19-4400
RF Choke	LC-4 19-1004	LC-4 19-1004	NOT USED	LC-4 19-1004	LC-19 19-1002	LC-11 19-7047	LC-11 19-7047
Filament Choke	LC-1 19-3001	LC-1 19-3001	19-3001	LC-1 19-3001	LC-10 LC-1 19-3001	LC-1 19-3001	LC-1 19-3001

SERVICE NOTES

1 Use high secondary tap, parallel 6.3 volt windings.
2 Mounting difference.
3 T-122A used in a few models - no replacement.
4 T-124B used in a few models replaced by Fly-5.
5 T-116A used in a few models replaced by 26S53.
6 Parallel coil with 10K resistor.

Printed in USA

MFR'S. PART	REPLACEMENT	MFR'S. PART	REPLACEMENT	MFR'S. PART	REPLACEMENT	MFR'S. PART	REPLACEMENT	MFR'S. PART	REPLACEMENT	MFR'S. PART	REPLACEMENT
TLF106-D	26C44	TLF505	WC-11	TLF545-D		TSP41-8	24S50	TTR161-D	24A87[1]	TTR193-D	26R90
TLF114-D	17-1031[1]	TLF505-D	WC-11	TLF545-DA		TSP46-B	24S50	TTR161-1D	24A87[1]	TTR195-D	24S51
TLF115-D	17-3497	TLF506	WC-14	TLF551-D		TTR100-D	26C44[1]	TTR161-2D	24A87	TTR195-2D	24S50
TLF133-D		TLF506-DA	WC-14	TLF552-D	17-3497	TTR105	26R15	TTR161-3	24A87	TTR200-D	Fly-5
TLF134-D		TLF507	FC-1	TLF553-D	WC-18	TTR106-D	26C44[1]	TTR165-D	24S48	TTR201-D	Y-5
TLF135-D	19-3180	TLF513-D	19-3125	TLF557-D	17-1031[1]	TTR106-1D	26C43[1]	TTR165-1D	24S51	TTR202-D	26C92[1]
TLF136-D		TLF514-D	19-3660	TLF560-D		TTR106-2	26C44	TTR168-D	24A89	TTR203-D	26S51
TLF137-D	HVO-50	TLF517-D		TLF565-D		TTR106-2D	26C44[1]	TTR170-D	26R95[11]	TTR204-D	Fly-49[1]
TLF139-D		TLF519-D	19-3100	TLF566-D	HS-3	TTR152	24A88	TTR172-D	Fly-4	TTR205-D	Y-7
TLF140-D	19-3001	TLF520-D	19-3001	TLF567-D		TTR152-1	24A87	TTR174-D		TTR208-D	Fly-2
TLF142-D	17-3497	TLF521-D		TLF567-1D		TTR153	24S86	TTR176-D	Fly-1	TTR209-D	Fly-5
TLF144-D	19-3001	TLF521-DA		TLF568-D		TTR153-1D	26S78	TTR178-1D	26C41	TTR210-D	Fly-5
TLF146-D	19-1006	TLF522-D	FC-3	TLF570-D	20-1004	TTR153-2D	24S86[2]	TTR179-D	24S51	TTR213-D	Y-3
TLF147-D		TLF522-1D	FC-3	TLF573-D		TTR153-3D	26S51	TTR181-D	Fly-1	TTR216-D	
TLF148-D		TLF525-D	20-1004	TLF574-D	17-1063	TTR153-4D	26S51	TTR182-D	26R95	TTR217-D	Y-18
TLF149-D		TLF526-D	19-4201[20]	TLF575-D	17-1062	TTR154	Fly-1	TTR183-D	Fly-1	TTR222-D	21F09
TLF151-D		TLF527-D	19-3300	TLF576-D	17-1063	TTR156	24S52	TTR185-D	26S51	TTR223-D	Y-5
TLF157-D		TLF528-D		TLF579-D	20-1004	TTR157	HS-2	TTR185-1D	26S51	TTR224-D	Y-12[4]
TLF365-D		TLF529	WC-15	TLF580-D	HS-7	TTR157-D	HS-2	TTR188-D	26R15	TTR226-D	26C43
TLF502	19-4122	TLF530	WC-16	TLF581-D	HS-8	TTR158		TTR190-D	Fly-1	TTR242-D	Y-5
TLF502-D	19-4122	TLF531-D	17-3497[1]	TLF582	17-3493	TTR159-D	Y-3	TTR191-D	Y-5	TTR2189-D	26S51
TLF503	19-3036	TLF533-D	WC-18	TLF592-D		TTR160-D		TTR192-D	24S52		
TLF504	19-4180	TLF535-D		TR2189-D	26S51	TTR160-1D					
				TSF463-D	24S52						

MODEL INDEX

MODEL	COLUMN NUMBER	MODEL	COLUMN NUMBER	MODEL	COLUMN NUMBER	MODEL	COLUMN NUMBER	MODEL	COLUMN NUMBER	MODEL	COLUMN NUMBER
TV-149	10	TV-254	9	TV-300	3	TV-314	6	TV-328	7	TV-349	7
TV-170	10	TV-254TR	9	TV-300	5	TV-315	3	TV-329	7	TV-352	7
TV-208	10	TV-255	9	TV-301	3	TV-316	2	TV-330	1	TV-355	1
TV-208TR	10	TV-256	9	TV-301	5	TV-316B	2	TV-331	1	TV-357	1
TV-209	12	TV-282	12	TV-304	3	TV-317	4	TV-332	1	TV-358	7
TV-210	12	TV-283	11	TV-304	5	TV-318	8	TV-333	1	TV-359	7
TV-220	10	TV-284	11	TV-305	3	TV-322	8	TV-335	7	TV-360	1
TV-245	9	TV-285	11	TV-305	5	TV-323	8	TV-336	7	TV-365	1
TV-246	9	TV-286	11	TV-306	4	TV-324	7	TV-340	7	TV-374	1
TV-249	12	TV-287	11	TV-307	4	TV-325	7	TV-345	7	TV-379	1
TV-250	9	TV-288	11	TV-308	3	TV-326	7	TV-348	7		

CHASSIS INDEX

CHASSIS	COLUMN NUMBER	CHASSIS	COLUMN NUMBER	CHASSIS	COLUMN NUMBER	CHASSIS	COLUMN NUMBER	CHASSIS	COLUMN NUMBER	CHASSIS	COLUMN NUMBER
TAA	3	TAH	2	TAP	7	TJ	11	TT	11	TZ	4
TAB	3	TAJ	6	TAP-1	7	TK	9	TW	5	8001	1
TAC	3	TAM	8	TAP-2	7	TR	10	TX	5	8002	1
TAG	4	TOA	1	TH	11	TS	9	TY	4	8003	1

Service notes may be found at the end of the TELE-TONE section.

Printed in USA

PART NAME	1	2	3	4	5	6	7	8	9	10
Flyback	TTR209-D Fly-5	TTR209-D Fly-5	TTR210-D TTR209-D Fly-5	TTR200-D[2] Fly-5	TTR181-D Fly-1	TTR208-D Fly-2	TTR209-D Fly-5	TTR204-D Fly-49[1]	TTR181-D TTR176-D Fly-1	TLF137-D[7] HVO-50
Yoke	TTR223-D TTR242-D Y-5	TTR223-D Y-5	TTR201-D[15] Y-5	TTR201-D TTR191-D Y-5	TTR159-D Y-3	TTR217-D Y-18	TTR224-D Y-12[4]	TTR205-D Y-7	TTR159-D Y-3	NOT USED
Vertical Output	TTR185-D 26S51	TR2189-D 26S51	TTR185-D 26S51	TTR185-D 26S51	TTR153-4D 26S51	TTR185-D TTR153-4D 26S51	TTR203-D TTR185-1D 26S51	TTR185-D TTR203-D 26S51	TTR153-4D/ -3D[5] 26S51	NOT USED
Vert. Blocking Oscillator	TTR161-2D 24A87	TTR161-3 24A87	TTR161-2-D 24A87	TTR161-2-D 24A87	TTR161-2-D 24A87	TTR161-2D 24A87	NOT USED	NOT USED	TTR161-D/ -1D 24A87[1]	NOT USED
Width Coil	TLF553-D WC-18	TLF553-D WC-18	TLF533-D WC-18	TLF553-D[3] WC-18	TLF505-D WC-11	NOT USED	TLF553-D WC-18	NOT USED	TLF505-D WC-11	NOT USED
Linearity	TLF506-DA WC-14	TLF506-DA WC-14	TLF506 WC-14	TLF506 WC-14	TLF506 WC-14	TLF506-DA WC-14	NOT USED	NOT USED	TLF506 WC-14	NOT USED
Power	TTR188-D 26R15	TTR188-D 26R15	TTR188-D[16] 26R15	TTR188-D 26R15	TTR188-D 26R15	TTR216-D	NOT USED	NOT USED	TTR182-D 26R95	NOT USED
Filament	NOT USED	NOT USED	NOT USED	NOT USED	NOT USED	NOT USED	TTR222-D 21F09	TTR222-D 21F09	TTR174-D	NOT USED
Focus Coil	NOT USED	NOT USED	TLF522-1D FC-3	TLF522-1D FC-3	TLF545-DA	NOT USED	NOT USED	NOT USED	TLF521-DA	NOT USED
Audio Output	TTR179-D 24S51	TTR179-D 24S51	TTR179-D TTR195-D 24S51	TTR179-D TTR195-D 24S51	TTR192-D 24S52	TTR165-D 24S48	TTR195-2D 24S50	TTR195-2D 24S50	TSF463-D[6] 24S52	TSP41-8 TSP46-B 24S50
Choke	TTR106-2D 26C44[1]	TTR106-2D 26C44[1]	TTR106-2D 26C44[1]	TTR106-2D 26C44[1]	TTR106-2D 26C44[1]	TTR106-D 26C44[1]	TTR226-D 26C43	TTR202-D 26C92[1]	TTR106-D 26C44[1]	TTR178-1D[8] 26C41
Horizontal Oscillator	TLF566-D HS-3	TLF566-D HS-3	TTR157/-D HS-2	TTR157 HS-2	TTR157 HS-2	TTR157 HS-2	TLF580-D HS-7	TLF580-D HS-7	TTR157/-D HS-2	TTR168-D 24A89
Horizontal Ringing Coil	NOT USED	NOT USED	NOT USED	NOT USED	NOT USED	NOT USED	TLF581-D HS-8	TLF581-D HS-8	NOT USED	NOT USED
Antenna Input (Balun)	TLF365-D	TLF565-D		NOT USED	NOT USED			NOT USED	NOT USED	
Video IF	TLF551-D	TLF551-D	TLF551-D	TLF551-D	TLF551-D	TLF551-D			TLF147-D	TLF147-D
Video IF	TLF567-D	TLF567-D	TLF517-D	TLF517-D	TLF517-D	TLF560-D	TLF574-D 17-1063	TLF575-D 17-1062	TLF517-D	TLF147-D
Video IF	TLF568-D	TLF568-D	TLF148-D	TLF148-D	TLF418-D	TLF148-D	TLF575-D 17-1062	TLF574-D 17-1063	TLF148-D	TLF148-D
Video IF	TLF567-1D	TLF567-1D	TLF149-D	TLF149-D	TLF149-D	TLF149-D	TLF576-D 17-1063	TLF576-D 17-1063	TLF149-D	TLF151-D
Ratio Det. or Quadrature	TLF582 17-3493	TLF531-D 17-3497[1]	TLF142-D 17-3497	TLF531-D 17-3497[1]	TLF142-D 17-3497	TLF552-D 17-3497	TLF552-D[18] 17-3497	TLF557-D 17-1031[1]	TLF142-D 17-3497[1]	TLF142-D 17-3497[1]
Trap	TLF570-D 20-1004	TLF570-D 20-1004	TLF525-D 20-1004	TLF525-D 20-1004	TTR158	NOT USED	NOT USED	NOT USED	TTR158	NOT USED
Trap	NOT USED	NOT USED	NOT USED	TTR158	NOT USED	NOT USED	NOT USED	NOT USED	NOT USED	NOT USED
1st Sound IF	TLF114-D 17-1031[1]	TLF114-D 17-1031[1]	TLF114-D 17-1031[1]	TLF114-D 17-1031[1]	TLF114-D 17-1031[1]	TLF114-D 17-1031[1]	TLF579-D 20-1004	TLF579-D 20-1004	TLF114-D 17-1031[1]	TLF114-D 17-1031[1]
2nd Sound IF	NOT USED	NOT USED	NOT USED	NOT USED	NOT USED	NOT USED	NOT USED	NOT USED	NOT USED	NOT USED
AM IF and FM IF	NOT USED	NOT USED	NOT USED	NOT USED	NOT USED	NOT USED	NOT USED	NOT USED	NOT USED	NOT USED
AM IF and FM IF	NOT USED	NOT USED	NOT USED	NOT USED	NOT USED	NOT USED	NOT USED	NOT USED	NOT USED	NOT USED
Peaking	TLF135-D 19-3180	TLF146-D 19-1006	TLF503 19-3036	TLF502 19-4122	TLF503 19-3036	TLF503 19-3036	TLF535-D	TLF535-D	120UH[21] 19-3125[19]	TLF133-D
Peaking	TLF562-D 19-3300	TLF135-D 19-3180	TLF502 19-4122	TLF519-D 19-3100	TLF502 19-4122	TLF502 19-4122	TLF573-D	TLF526-D 19-4201[20]	TLF519-D 19-3100	TLF134-D
Peaking	TLF502-D 19-4122	TLF562-D 19-3300	TLF519-D 19-3100	TLF503 19-3036	TLF519-D 19-3100	TLF519-D 19-3100	TLF592-D	TLF573-D	145UH 19-3160[20]	TLF135-D 19-3180
Peaking	TLF135-D 19-3180	TLF502-D 19-4122	19-3125	TLF502 19-4122	TLF503 19-3036	TLF503 19-3036	NOT USED	NOT USED	15UH 19-1006	TLF136-D
RF Choke	TLF146-D 19-1006	TLF146-D 19-1006	TLF146-D 19-1006	TLF146-D 19-1006	TLF146-D 19-1006	TLF146-D 19-1006	NOT USED	NOT USED	180UH 19-3180[17]	TLF528-D
Filament Choke	TLF520-D 19-3001	TLF520-D 19-3001	NOT USED	NOT USED	NOT USED	NOT USED	TLF140-D 19-3001	TLF140-D 19-3001	TLF146-D 19-1006	TLF140-D TLF144-D 19-3001

Service notes may be found at the end of the TELE-TONE section.

PART NAME	11	12		
Flyback	TTR172-D[9] Fly-4	TTR154 Fly-1		
Yoke	TTR159-D Y-3	TTR159-D Y-3		
Vertical Output	TTR153-2D 24S86[2]	TTR153 24S86		
Vert. Blocking Oscillator	TTR161-D TTR152-1 24A87	TTR152 24A88		
Width Coil	TLF505[12] WC-11	TLF505 WC-11		
Linearity	TLF506[13] WC-14	TLF506 WC-14		
Power	TTR170-D 26R95[11]	TTR105 26R15		
Filament	NOT USED	NOT USED		
Focus Coil	TLF522- D[10] FC-3	TLF521-D[14]		
Audio Output	TTR165-D 24S48	TTR156 24S52		
Choke	TTR106-1D 26C43[1]	TTR106-D 26C44[1]		
Horizontal Oscillator	TTR157 HS-2	TTR157 HS-2		
Horizontal Ringing Coil	NOT USED	NOT USED		
Antenna Input (Balun)	NOT USED	TLF139-D		
Video IF	TLF147-D	TLF147-D		
Video IF	TLF147-D	TLF148-D		
Video IF	TLF148-D	TLF149-D		
Video IF	TLF147-D	TLF517-D		
Ratio Det. or Quadrature	TLF531-D 17-3497[1]	TLF142-D 17-3497[1]		
Trap	TLF157-D	TLF114-D 17-1031[1]		
Trap	TLF525-D 20-1004	TTR-158		
1st Sound IF	TLF114-D 17-1031[1]	TLF114-D 17-1031[1]		
2nd Sound IF	NOT USED	NOT USED		
AM IF and FM IF	NOT USED	NOT USED		
AM IF and FM IF	NOT USED	NOT USED		
Peaking	TLF513-D 19-3125	TLF503 19-3036		
Peaking	TLF514-D 19-3660	TLF504 19-4180		
Peaking	TLF526-D 19-4201[20]	TLF502 19-4122		
Peaking	TLF527-D 19-3300	TLF503 19-3036		
RF Choke	TLF146-D 19-1006	TLF146-D 19-1006		
Filament Choke	TLF520-D TLF144-D 19-3001	NOT USED		

SERVICE NOTES

1 Mounting difference.
2 TTR190-D used in chassis TZ replaced by Fly-1.
3 TLF505-D used in chassis TZ replaced by WC-11.
4 May require use of original network.
5 TTR153-1D used in TV-250 replaced by 26S78.
6 TTR179-D used in TV-254TR replaced by 24S51.
7 TTR160-D/-1D also used - no replacement.
8 TTR100-D used in chassis TV-149 replaced by 26C43.
9 TTR183-D used in TV-284/287/288 replaced by Fly-1.
10 TLF545-D used in TV-284/287/288 - no replacement.
11 Connect both filament lead from original 12.6 V CT winding to high current 6.3 volt winding.
12 TLF529 used in TV-286 replaced by WC-15.
13 TLF530 used in TV-285/86 replaced by WC-16.
14 TLF507 used in TV-249 replaced by FC-1.
15 TTR213-D used in chassis TAG replaced by Y-3.
16 TTR193-D used in chassis TAA, TAB replaced by 26R90.
17 Parallel coil with 22K resistor.
18 TLF557-D replaced by 17-1031[1].
19 Parallel coil with 1.5K resistor.
20 Parallel coil with 18K resistor.
21 TLF503 replaced by 19-3036; TLF502 replaced by 19-4122.

PARTS LIST

USE THIS PAGE if PART NUMBER is available.

TRAVLER

MFR'S. PART	REPLACEMENT
AT-16	24S51
AT-18	24S54
AT-18A	24S54
AT-23	24S53
AT-32	24S48
AT-47	
AT-50	24S48
AT-51	24S53
AT-52	24S53
AT-68	24S54
FC-3	26C77
FC-5/A	26C79
FC-6	26C44
FC-9	26C79
FC-18/A	26C79
LI-13	16-6758
LI-16B	20-1004
LI-19	16-6758
L-49	
L-59	19-1005
L-60	Y 11[6,16]
L-64	HS 5
L-65	19-3660
L-66	19-3300[23]
L-66A	19-3500[25]
L-71/A	Y 10[6,16]
L-71-1	Y 10[6,16]
L-76	17-4534
L-77	17-3400[2]
L-79	20-1005
L-80/A	20-1020
L-81	Y 16[2,17]
L-81A	Y 99
L-82	17-4534
L-83	
L-84	17-4514
L-85	19-1005

MFR'S. PART	REPLACEMENT
L-86	19-6022[26]
L-87	19-7068
L-88	19-5100
L-89	20-1004
L-90	17-3400
L-92/A	HS 8
L-93/A	HS 7
L-94	17-4524
L-95	
L-97	17-4521[28]
L-102	17-5004
L-103	17-5002
L-104	17-5004
L-105	
L-106	17-3495
L-107	19-3100
L-108	19-3500
L-109	19-3250
L-110	17-1031
L-110A/B	17-1031[37]
L-114	17-3400
L-115	19-1001
L-116	19-1001
L-117	19-1004
L-118/B/C/D	Y 99
L-119	HS 9
L-119A	HS 9
L-122	19-4400[32]
L-123	
L-124	20-1007
L-125	20-1020
L-126	19-3180[33]
L-127	
L-128	19-3660
L-129	
L-130	17-4538[18]
L-131	

MFR'S. PART	REPLACEMENT
L-132/A	HS 5
L-133	19-1006
L-134	Y 49[41]
L-135/A	Y 100
L-147	Y 52
L-149/B/C	Y 64
L-150	17-5004[42]
L-151	17-5004
L-152	
L-154	
L-155	
L-156	HS 5
L-160	19-1005
L-161/-1	
L-162	19-3180
L-163	19-4950
L-164	19-1001
L-165	
L-167	
L-171	
L-174C/B	Y 64
L-176	
L-177	Y 64
L-178	Y 99
L-179	17-5003[42]
L-186	Y 100
TR-18	26S09
TR-19	Fly 16[2,14]
TR-20	Fly 214
TR-21	26S85
TR-22	26A03
TR-23	26A03[2]
TR-24	Fly 154
TR-25	26S25
TR-25A	26S26
TR-26/B/C	26S72
TR-27	Fly 155

MFR'S. PART	REPLACEMENT
TR-28	Fly 214
TR-30	
TR-33	26S85[2]
TR-34	Fly 146
TR-35	26R47[40]
TR-36/A	26S85
TR-37	Fly 146
TR-49	Fly 137[38]
TR-50	26S14
TR-50A/B	26S07
TR-51/A	Fly 137
TR-52A/B	26R51
TR-53/A	Fly 175
TR-63	26R123
TR-72	Fly 149[43]
TV-AT-11	24S51
TV-AT-16	24S51
TV-AT-17	26S49
TV-FC-1	26C43
TV-FC-3	26C77
TV-L-13	17-1004
TV-L-13A	17-1004
TV-L-14	19-3100
TV-L-15	
TV-L-16	20-1005
TV-L-16A	20-1005
TV-L-16B	20-1005
TV-L-16C	17-3402[18]
TV-L-17	17-3497
TV-L-18	HS 5
TV-L-19	WC 11
TV-L-20	19-1005
TV-L-23	
TV-L-24	FC 1
TV-L-25	Y 3
TV-L-26	
TV-L-27	Y 6[6]

MFR'S. PART	REPLACEMENT
TV-L-27A	Y 6[6]
TV-L-29	WC 33
TV-L-30	WC 23
TV-L-31	19-3180[19]
TV-L-32	
TV-L-32A	19-3660
TV-L-32B	19-3660
TV-L-33	WC 23
TV-L-34	WC 23
TV-L-35	Y 6[6]
TV-L-38	17-1062
TV-L-40	Y 6[6]
TV-L-41	WC 17
TV-L-42	17-1006
TV-L-47	
TV-L-48	17-5003
TV-L-49	17-5002
TV-L-51	
TV-L-52	Y 6[6]
TV-L-55	
TV-L-56/A/-57	
TV-L-58	19-1002
TV-L-59	19-1004
TV-L-60	Y 11[6,16]
TV-L-61	17-1062
TV-L-62	
TV-L-63	17-1066
TV-L-64	HS 5
TV-L-65	17-3660
TV-L-66	19-3300[23]
TV-L-67	17-1064
TV-L-68	17-3402[18]
TV-L-69	20-1005
TV-L-71	Y 10[6,16]
TV-L-72	17-1004
TV-L-73	17-1003

MFR'S. PART	REPLACEMENT
TV-L-74	17-1066
TV-L-75	17-1003
TV-SPK-15	24S60[2]
TV-SPK-18	26S48
TV-TR-1	26R27U[2,3]
TV-TR-2	● 26S51
TV-TR-3	26A04
TV-TR-4	Fly 1
TV-TR-5	26S86[2]
TV-TR-6	Fly 1
TV-TR-8	26S52
TV-TR-8A	
TV-TR-9	26R86
TV-TR-10	26A03
TV-TR-13	
TV-TR-14	
TV-TR-15	Fly 54
TV-TR-15A	Fly 54
TV-TR-16	
TV-TR-18	26S09
TV-TR-19	Fly 16[2,14]
TV-TR-20	Fly 214
TV-TR-21	26S71[2]
TV-TR-22	26A03
TV-TR-26	Fly 1
TV-X-102	
TV-X-104	Fly 5[5](WC 20)
TV-X-105	Fly 5[5](WC 20)
TV-X-106	Fly 5[5](WC 20)
TV-X-107	Fly 54
TV-X-108	Fly 54
TV-X-109	Fly 54
TV-X-114	Fly 54
TV-X-130	Fly 54
TV-X-130A	Fly 54
TV-X-141A	Fly 54

Next page for MODEL & CHASSIS index

Service notes may be found at the end of the TRAVLER section.

MODEL INDEX

MODEL	COLUMN NUMBER
X1770/U	16
10T	1
12L50/A	2
12T	1
14B50/A	2
14C50/A	2
16G50A	2
16R50A	2
16T	1
16T50A	2
17MT65	10
17P6000	19
17P6008	21
17P6015/A	21
17P6025	16
17P6100	19
17P6115	21
19P6030/A	16
19P6040	20
19P6130	21
19P6210	21
19P6210	21
19P6212	21
19P6231	21
19P6232	21
19P6233	21
19P6241	21
19T6044	20
20A50	3
21DC1024	19
21K6042	19
21K6046	16
21K6067	21
21MT6045	21
21SP6090	18
21SP6092	18
21T6041	19
21T6120	19
23FMSP6195B/M/W	23
23K6065	14
23K6065R	13
23K6070	13
23K6075	13
23K6077B/M	21
23K6082	21
23K6180F/M/W	24
23K6182B/M/W	13
23K6215	25

MODEL	COLUMN NUMBER
23K6215	25
23LB6221	24
23MT6053	13
23MT6055B/M	21
23MT6059	13
23MT6153	13
23SP6095	22
23SP6195	22
23T6061	21
23T6216	25
23T6216	25
62R50	3
63R50	3
64R50/-1/-2	3
65G50/-1/-2	3
75A50/-1/-2	3
114-1A/-2	3
117-3/-4/-6	3
119-5	3
217	3
217-10/-11/-12/-14	3
217-15/-16/-25	3
217-27	3
217-32/-33/-37	3
217-331/-371	3
219-8A/-8B	3
220-9/A/B	3
220-22/-23	3
220-24/-26/-27	3
220-34/-35	3
221-24	3
221-27	3
221-36	3
317-33/-37	3
317-44/A	4
317-47	4
317-47	4
317-47U	4
317-47UC	4
217-47U9	4
317-56	4
317-60/-62	3
317-67	4
320-35/-36	3
321-36	3
321-R45	4
321-46	4

MODEL	COLUMN NUMBER
321-46U	4
321-46UC	4
321-46U9	4
321-48	4
321-48U	4
321-48UC	4
321-48U9	4
321-54	4
321-54UC	4
321-54U9	4
321-55	4
321-55UC	4
321-55U9	4
321-63	3
321-75/-76	4
321-460	4
321-460UC	4
321-460U9	4
321-480	4
321-480UC	4
321-480U9	4
321-540	4
321-540UC	4
321-540U9	4
321-770	4
324-49	4
324-490	4
517-56	4
517-67	4
517-82	4
517-82U	4
517-106	5
517-107	5
521-R90	4
521-R90U	4
521-R91	4
521-R91U	4
521-74	4
521-75	4
521-76	4
521-77	4
521-78	4
521-79	4
521-79U	4
521-80	4
521-80U	4
521-81	4

MODEL	COLUMN NUMBER
521-81U	4
521-111	5
521-112	5
524-83	4
524-84/-85/-86	4
617-33	6
617-33U	6
617-34	6
617-34U	6
617-73	6
621-R40	6
621-R40U	6
621-20	4
621-20U	4
621-21	4
621-21U	4
621-22	4
621-22U	4
621-25	4
621-25U	4
621-26	4
621-26U	4
621-30	6
621-30U	6
621-31	6
621-31U	6
621-32	6
621-32U	6
621-74	6
621-74-8/8A	6
621-74U	6
621-75	6
621-75-9	6
621-75U	6
621-76	6
621-300	8
621-300U	8
621-302	8
621-302U	8
621-740	8
621-740U	8
621-750	8
621-750U	8
717-MT-500	7
721-K-120	9
721-K-120U	9
721-K-610	7

MODEL	COLUMN NUMBER
721-K-610	10
721-K-611	7
721-K-611U	7
721-K-612	7
721-K-613	7
721-K-630/U	10
721-K-671/U	10
721-K-751	12
721-K-765	9
721-K-765U	9
721-K-767	9
721-K-767U	9
721-K-768	7
721-K-768	10
721-K-769	12
721-LP-650	7
721-LP-650	10
721-LP-651	7
721-LP-651U	7
721-LP-701/U	10
721-LP-701A	10
721-LP-800	9
721-LP-800U	9
721-MT-110	9
721-MT-110U	9
721-MT-600	7
721-MT-600	10
721-MT-601	7
721-MT-601U	7
721-MT-610	7
721-MT-620/U	10
721-R400	8
721-R400U	8
721-T-111	9
721-T-111U	9
721-T-602	7
721-T-661/U	10
721-T-741	12
721-T-760	9
721-T-760U	9
721-TL-112	9
721-TL-112U	9
721-21TM	10
724-K-772	7
821-FT-900/U	13
821-K-909/U	13
821-K-910/U	13

MODEL	COLUMN NUMBER
821-T-901/U	13
821-T-905/U	13
921-K-810B/M	17
921-K-812	12
921-K-820/U	14
921-K-910/U	13
921-MT-805B/M	17
921-SP-925B/M/R/W	18
921-T-800/U	14
921-T-841	12
921-T-901/U	13
1715/U	7
1720/U	7
1722	7
1722	10
1723	7
1723/U	10
1724	10
1725	7
1730	11
1731	11
1731A	12
1732	12
1739	12
1740	10
1740A	12
1752	12
1755	10
1760/U	10
1770/U	15
1771/U	15
1788/U	16
1790/U	16
3210-60	4
3210-60UC	4
3210-60U9	4
3210-61	4
3210-61UC	4
3210-61U9	4
5210-60	4
5210-60U	4
5210-61	4
5210-61U	4
1465-66	12
1470	12
1700	7
1710/A/U	7

CHASSIS INDEX

CHASSIS	COLUMN NUMBER
11A	3
32A1	3
33A2	3
34A2	3
35B2	3
36A2/3	3
36B2	3
46A3/4	3
46B3	4
46C3/4	4
46D4	4
47A3	4
48A3/4	4
49A4	4
49D4	4
412E4/5	4
412G5	4
412M6	4

CHASSIS	COLUMN NUMBER
417E4/5	4
417G5	4
421E5	4
421G5	4
421M6	4
510A4	4
511A4	4
513A4/A5	4
514A4/A5	4
518B4/B5	4
520A5/B5/BD5	5
520C5	5
627-16	6
627-26	6
627A6	6
628A6	6
631-26/-36/-46/-56	8
632-26/-36/-46/-56	8

CHASSIS	COLUMN NUMBER
718-17	7
718-37	7
729-17/A	7
729-26	11
736-38	10
736-47	7
737-47	7
740-17	7
740-78	10
743-18	10
743-28	10
743-38	10
743-48	10
750-19	15
775-17	7
775-27	7
775-37	7
775-57	11

CHASSIS	COLUMN NUMBER
775-88	10
776-17	7
835-17	9
836-17	9
837-17	9
838-17	9
943-38	12
945-18	12
947-28	12
950-59	12
953-28	12
975-48	12
1051-19	13
1051-49	14
1051-60	13
1051-90	22
1051-100	14

CHASSIS	COLUMN NUMBER
1051-140	13
1053-69	18
1056-12	25
1057-79	18
1058-81	13
1062-91	23
1062-141	13
1062-151	24
1073-152	24
1088-12	25
1150-19	16
1150-29	17
1150-32	21
1150-49	16
1150-59/-69	19
1150-80	21
1150-89	21

CHASSIS	COLUMN NUMBER
1150-90	17
1150-130	16
1150-161	21
1155-29	17
1156-39	16
1156-89	21
1158-110	21
1159-120	16
1160-140	20
1180-12	21
1180-32	21
1180-52	21
1180-62	21
1181-42	21
1181-32	21
72916	7
73016	7

TRAVLER

PART NAME	1	2	3	4	5	6	7	8	9	10
Flyback	TV-TR-6/-4 TV-TR-26 Fly 1	TV-X-104/5/6 Fly 5[5] (WC 20)	TV-X-107/8/9 TV-X-114 Fly 54	TV-X-130/A[9] Fly 54	TV-TR-19 TR-19 Fly 16[2,14]	TV-TR-20 Fly 214	TR-24 Fly 154	TR-20 Fly 214	TR-27 Fly 155	TR-24 Fly 154
Yoke	TV-L-25 Y 3	TV-L-27 Y 6[6]	TV-L-35/40 TV-L-27A Y 6[6]	TV-L-52[39] Y 6[6]	TV-L-60 L-60 Y 116,16	TV-L-71 Y 106,16	L-81/A Y 99	L-71-1 L-71 Y 106,16	L-118 Y 99	L-81A Y 99
Vertical Output	TV-TR-2[1] 26S51	TV-TR-8 26S52	TV-TR-8 26S52	TV-TR-8[10] 26S52	TV-TR-18 TR-18 26S09	TV-TR-21 26S71[2]	TR-25 26S25	TR-21 26S71[2]	TR-26 26S72	TR-25A 26S26
Vert. Blocking Oscillator	TV-TR-3 26A04	TV-TR-3 26A04	TV-TR-3[7] 26A04	TV-TR-10 26A03	TV-TR-18 TR-18 26S09	TV-TR-22 26A03	TR-23 26A03[2]	TR-22 26A03	NOT USED	NOT USED
Width Coil	TV-L-19 WC 11	TV-L-30/33 WC 23	TV-L-33/34 WC 23	TV-L-34[11] WC 23	NOT USED	NOT USED	NOT USED	NOT USED	NOT USED	NOT USED
Linearity	NOT USED	TV-L-29 WC 33	TV-L-29 WC 33	TV-L-29 WC 33	NOT USED	NOT USED	NOT USED	NOT USED	NOT USED	NOT USED
Power	TV-TR-1 26R27U[2,3]	TV-TR-9 26R86	TV-TR-9 26R86	TV-TR-9[12] 26R86	NOT USED	NOT USED	TR-30	NOT USED	NOT USED	TR-35 26R47[40]
Filament	NOT USED	NOT USED	NOT USED	NOT USED	NOT USED	NOT USED	NOT USED	NOT USED	NOT USED	NOT USED
Focus Coil	TV-L-24[4] FC 1	TV-L-26	TV-L-26	NOT USED	NOT USED	NOT USED	NOT USED	NOT USED	NOT USED	NOT USED
Audio Output	TV-SPK-15 24S60[2]	TV-SPK-15 24S60[2]	TV-SPK-15[8] 24S60[2]	TV-AT-11[13] 24S51	TV-AT-16 AT-16 24S51	TV-AT-16 AT-16[27] 24S51	AT-18 24S54	AT-16 24S51	AT-23 24S53	AT-18 24S54
Choke	TV-FC-1 26C43	TV-FC-1 26C43	TV-FC-1 26C43	TV-FC-1 26C43	TV-FC-3 FC-3 26C77	TV-FC-3 FC-3 26C77	FC-5 26C79	FC-3 26C77	FC-6 26C44	FC-5 26C79
Horizontal Oscillator	SEE RINGING COIL	SEE RINGING COIL	SEE RINGING COIL	SEE RINGING COIL	SEE RINGING COIL	SEE RINGING COIL	L-93 HS 7	SEE RINGING COIL	L-119 HS 9	L-119A HS 9
Horizontal Ringing Coil	TV-L-18 HS 5	TV-L-18 HS 5	TV-L-18 HS 5	TV-L-18 HS 5	TV-L-64 L-64 HS 5	TV-L-64 L-64 HS 5	L-92 HS 8	L-64 HS 5	NOT USED	NOT USED
Antenna Input (Balun)	TV-L-23	TV-X-102	15-1082[20]	15-1082[21]	15-1082	15-1082	15-1082	15-1082		
Video IF	TV-L-13 17-1004	TV-L-13 17-1004	TV-L-13 17-1004	TV-L-47	TV-L-63 17-1006	TV-L-74 17-1006	L-82 17-4534	L-76 17-4534	L-102 17-5004	L-82 17-4534
Video IF	TV-L-13 17-1004	TV-L-13 17-1004	TV-L-13 17-1004	TV-L-49 17-5002	TV-L-61 17-1062	TV-L-75 17-1003	L-83	L-95/49	L-103 17-5002	L-103 17-5002
Video IF	TV-L-13 17-1004	TV-L-13 17-1004	TV-L-13 17-1004	TV-L-48 17-5003	TV-L-67 17-1064	TV-L-73 17-1003	L-84 17-4514	L-97 17-4521[28]	L-104 17-5004	L-104 17-5004
Video IF	TV-L-13 17-1004	TV-L-13 17-1004	TV-L-13 17-1004	see note 22	TV-L-62	TV-L-72 17-1004	NOT USED	L-94 17-4524	L-105	L-84 17-4514
Ratio Det. or Quadrature	TV-L-17 17-3497	TV-L-17 17-3497	TV-L-17 17-3497	TV-L-17 17-3497	TV-L-17 17-3497	TV-L-17 17-3497	L-79 20-1005	L-79 20-1005	L-110 17-1031	L-110 17-1031
Trap	NOT USED	TV-L-16B 20-1005	TV-L-16 17-3402[18]	TV-L-16A TV-L-16B 20-1005	NOT USED	TV-L-16B 20-1005	L-89 20-1004	L-16B 20-1004	L-114 17-3400	L-89 20-1004
Trap	NOT USED	NOT USED	NOT USED	TV-L-16 17-3402[18]	NOT USED	NOT USED	NOT USED	NOT USED	NOT USED	NOT USED
1st Sound IF	TV-L-16 20-1005	TV-L-16A 20-1005	TV-L-16A 20-1005	TV-L-16 20-1005	TV-L-16C TV-L-68 17-3402[18]	TV-L-72 17-1004	L-90 17-3400	L-77 17-3400[2]		L-90 17-3400
2nd Sound IF	NOT USED	NOT USED	TV-L-16 20-1005	TV-L-16A TV-L-16B 20-1005	TV-L-69 20-1005	TV-L-16C 17-3402[18]	L-80A 20-1020	L-80 20-1020	L-106 17-3495	L-80A 20-1020
AM IF and FM IF	NOT USED	NOT USED	NOT USED	L1-13 16-6758	L1-13 16-6758	L1-13 16-6758	NOT USED	NOT USED	NOT USED	NOT USED
AM IF and FM IF	NOT USED	NOT USED	NOT USED	L1-13 16-6758	L1-13 16-6758	L1-13 16-6758	NOT USED	NOT USED	NOT USED	NOT USED
Peaking	TV-L-14 19-3100	TV-L-14 19-3100	TV-L-14 19-3100	TV-L-14 19-3100	TV-L-66 19-3300[23]	TV-L-66 19-3300[23]	L-87 19-7068	L-87 19-7068	L-107 19-3100	L-87 19-7068
Peaking	TV-L-15	TV-L-31 19-3180[19]	TV-L-31 19-3180[19]	TV-L-31 19-3180[19]	TV-L-65	TV-L-65	L-66A 19-3300[25]	L-66 19-3300[23]	L-108 19-3500	L-66A 19-3300[25]
Peaking	NOT USED	TV-L-32	TV-L-32	TV-L-32A 19-3660	TV-L-66 19-3300[23]	TV-L-66 19-3300[23]	L-88 19-5100	L-65 19-3660	L-109 19-3250	L-88 19-5100
Peaking	NOT USED	NOT USED	NOT USED	TV-L-65 19-3660	TV-L-65 19-3660	TV-L-65 19-3660	NOT USED	NOT USED	NOT USED	NOT USED
RF Choke	TV-L-20 19-1005	TV-L-20 19-1005	TV-L-20 19-1005	TV-L-20 19-1005	TV-L-59 19-1004	TV-L-20 19-1005	L-86 19-6022[26]	L-85 19-1005	L-117 19-1004	L-85 19-1005
Filament Choke	19-3001	19-3001	19-3001	19-3001	TV-L-58 19-1002	19-1001	NOT USED	NOT USED	L-115/16 19-1001	

Service notes may be found at the end of the TRAVLER section.

TRAVLER

PART NAME	11	12	13	14	15	16	17	18	19	20
Flyback	TR-28 Fly 214	TR-34/37 Fly 146	TR-51 Fly 137	TR-53 Fly 175[15]	TR-49 Fly 137[38]	TR-51A Fly 137	TR-53A Fly 175[36]	TR-53 Fly 175[15]	TR-57 Fly 149[43]	TR-51A Fly 137
Yoke	L-71A Y 10[6,16]	L-134[30] Y 49[41,17]	L-149[35] Y 64	L-178 L-118B Y 99	L-147 Y 52	L-177 L-149B/C Y 64	L-118C Y 99	L-118D/C Y 99	L-135/A Y 100	L-177 Y 64
Vertical Output	TR-21 26S85	TR-33[31] 26S85[2]	TR-50/A/B 26S07	TR-26B 26S72	TR-50 26S07	TR-50B 26S07	TR-26C 26S72	TR-26/B 26S72	TR-36A 26S85	TR-50B 26S07
Vert. Blocking Oscillator	TR-23 26A03[2]	NOT USED	NOT USED	NOT USED	NOT USED	NOT USED	NOT USED	NOT USED	NOT USED	NOT USED
Width Coil	NOT USED	NOT USED	NOT USED	NOT USED	NOT USED	NOT USED	NOT USED	NOT USED	NOT USED	NOT USED
Linearity	NOT USED	NOT USED	NOT USED	NOT USED	NOT USED	NOT USED	NOT USED	NOT USED	NOT USED	NOT USED
Power	NOT USED	NOT USED	TR-52A 26R51	TR-52A 26R51	NOT USED	NOT USED	NOT USED	NOT USED	NOT USED	TR-52B 26R51
Filament	NOT USED	NOT USED	NOT USED	NOT USED	NOT USED	NOT USED	NOT USED	NOT USED	NOT USED	NOT USED
Focus Coil	NOT USED	NOT USED	NOT USED	NOT USED	NOT USED	NOT USED	NOT USED	NOT USED	NOT USED	NOT USED
Audio Output	AT-18 24S54	AT-32 24S48	AT-50 24S48	AT-50 24S48	AT-18A 24S54	AT-52A 24S53	AT-52 24S53	AT-47	AT-51[44] 24S53	AT-50 24S48
Choke	FC-5 26C79	FC-9 26C79	FC-18 26C79	FC-18 26C79	FC-5 26C79	FC-5/A 26C79	FC-5A 26C79	FC-5 26C79	FC-9 26C79	FC-18A 26C79
Horizontal Oscillator	L-93A HS 7	SEE RINGING COIL	SEE RINGING COIL	SEE RINGING COIL	SEE RINGING COIL	SEE RINGING COIL	SEE RINGING COIL	SEE RINGING COIL	SEE RINGING COIL	SEE RINGING COIL
Horizontal Ringing Coil	L-92A HS 8	L-132 HS 5	L-156 HS 5	L-156 HS 5	NOT USED	L-156 HS 5	L-156 HS 5	L-156 HS 5	L-132A HS 5	L-156 HS 5
Antenna Input (Balun)										
Video IF	L-82 17-4534	L-130 17-4538[18]	L-150 17-5004[42]	L-150 17-5004[42]	L-82 17-4534	L-150 17-5004[42]	L-150 17-5004[42]	L-150 17-5004[42]	L-150 17-5004[42]	L-150 17-5004[42]
Video IF	L-83	L-131	L-151 17-5004	L-151 17-5004	L-103 17-5002	L-103 17-5002	L-103 17-5002	L-151 17-5004	L-171	L-103 17-5002
Video IF	L-84 17-4514	L-123	L-151 17-5004	L-151 17-5004	L-104 17-5004	L-165 17-5003	L-152	L-152	L-170	L-165 17-5003
Video IF	NOT USED	NOT USED	L-152	L-152	L-84 17-4514	L-152	NOT USED	NOT USED	NOT USED	L-152
Ratio Det. or Quadrature	L-79[29] 20-1005	L-124 20-1007	L-110A 17-1031[37]	L-110A 17-1031[37]	L-110 17-1031	L-110A 17-1031[37]	L-110A 17-1031[37]	L-110A 17-1031[37]	L-110A 17-1031[37]	L-110A 17-1031[37]
Trap	L-89 20-1004	L-125 20-1020	L-161/-1	L-161/-1	L-89 20-1004	L-154	L-154	L-161/-1	L-175 L-154	L-154
Trap	NOT USED	NOT USED	NOT USED	NOT USED	NOT USED	NOT USED	NOT USED	NOT USED	NOT USED	NOT USED
1st Sound IF	L-90 17-3400	L-125 20-1020	L-154	L-154	L-90 17-3400	L-154	L-154	L-154	L-175	L-154
2nd Sound IF	L-80A 20-1020	L-129	L-155	L-155	L-80A 20-1020	L-167	L-167	L-167	L-176 L-167	L-167
AM IF and FM IF	NOT USED	NOT USED	NOT USED	NOT USED	NOT USED	NOT USED	NOT USED	NOT USED	NOT USED	NOT USED
AM IF and FM IF	NOT USED	NOT USED	NOT USED	NOT USED	NOT USED	NOT USED	NOT USED	NOT USED	NOT USED	NOT USED
Peaking	L-87 19-7068	L-128 19-3660	L-162 19-3180	L-162 19-3180	L-87 19-7068	L-162 19-3180	L-162 19-3180	L-162 19-3180	L-128 19-3660	L-162 19-3180
Peaking	L-66A 19-3500[25]	L-127	L-163 19-4950	L-163 19-4950	L-66A 19-3500[25]	L-163 19-4950	L-163 19-4950	L-163 19-4950	L-127	L-163 19-4950
Peaking	L-88 19-5100	L-126 19-3180[33]	NOT USED		L-88 19-5100	NOT USED	NOT USED	NOT USED	L-126 19-3180[33]	NOT USED
Peaking	NOT USED	L-122 19-4400[32]	NOT USED			NOT USED	NOT USED	NOT USED	NOT USED	NOT USED
RF Choke	L-85 19-1005	L-59 19-1005	L-160 19-1005	L-160 19-1005		L-160 19-1005	L-160 19-1005	L-160 19-1005	L-160 19-1005	L-160 19-1005
Filament Choke		L-133 19-1006	L-164 19-1001	L-164 19-1001	L-85 19-1005					

Service notes may be found at the end of the TRAVLER section.

TRAVLER

SERVICE NOTES

PART NAME	21	22	23	24	25
Flyback	T-51A Fly 137	TR-53 Fly 175[15]	TR-51 Fly 137	TR-51 Fly 137	TR-72 Fly 149[43]
Yoke	L-149B L-177 Y 64	L-178 Y 100	L-174C Y 64	L-174C/B Y 64	L-186 Y 100
Vertical Output	TR-50B 26S07	TR-26B 26S72	TR-50A 26S07	TR-50A 26S07	TR-36A 26S85
Vert. Blocking Oscillator	NOT USED	NOT USED	NOT USED	NOT USED	NOT USED
Width Coil	NOT USED	NOT USED	NOT USED	NOT USED	NOT USED
Linearity	NOT USED	NOT USED	NOT USED	NOT USED	NOT USED
Power	TR-52A 26R51	TR-63 26R123	TR-63 26R123	TR-52A 26R51	NOT USED
Filament	NOT USED	NOT USED	NOT USED	NOT USED	NOT USED
Focus Coil	NOT USED	NOT USED	NOT USED	NOT USED	NOT USED
Audio Output	AT-52 24S53	AT-47	AT-47	AT-50 24S48	AT-68 24S54
Choke	FC-5/A 26C79	FC-5 26C79	FC-5 26C79	FC-18 26C79	FC-9 26C79
Horizontal Oscillator	SEE RINGING COIL	SEE RINGING COIL	SEE RINGING COIL	SEE RINGING COIL	L-132A HS 5
Horizontal Ringing Coil	L-156 HS 5	L-156 HS 5	L-156 HS 5	L-156 HS 5	
Antenna Input (Balun)					
Video IF	L-150 17-5004[42]	L-150 17-5004[42]	L-179 17-5003[42]	L-150 17-5004[42]	L-150 17-5004[42]
Video IF	L-103 17-5002	L-103 17-5002	L-103 17-5002	L-103 17-5002	L-103 17-5002
Video IF	L-165 17-5003	NOT USED	NOT USED	L-165 17-5003	L-152
Video IF	L-152	L-152	L-152	L-152	
Ratio Det. or Quadrature	L-110A 17-1031[37]	L-110A 17-1031[37]	L-110A 17-1031[37]	L-110A 17-1031[37]	L-110B 17-1031[37]
Trap	L-154	L-154	L-154	L-154	
Trap	NOT USED	NOT USED	NOT USED	NOT USED	L-154
1st Sound IF	L-154	L-154	L-154	L-154	L-154
2nd Sound IF	L-167	L-167	L-167	L-167	L-167
AM IF and FM IF	NOT USED	LI-19 16-6758	NOT USED	NOT USED	NOT USED
AM IF and FM IF	NOT USED	LI-19 16-6758	NOT USED	NOT USED	NOT USED
Peaking	L-162 19-3180	L-162 19-3180	L-162 19-3180	L-162 19-3180	L-128 19-3660
Peaking	L-163 19-4950	L-163 19-4950	L-163 19-4950	L-163 19-4950	L-127
Peaking	NOT USED	NOT USED	NOT USED	NOT USED	L-126 19-3180[33]
Peaking	NOT USED	NOT USED	NOT USED		
RF Choke	L-160 19-1005	L-160 19-1005	L-160 19-1005	L-160 19-1005	
Filament Choke					

1 TV-TR-5 used in model 16T replaced by 26S86[2].
2 Mounting difference.
3 Use high secondary tap.
4 TV-L-26 used in model 16T - no replacement.
5 Use schematic #3 & #5A packaged with unit. Cut original mounting board and remove transformer section but leave rectifier socket intact. Mount Fly-5 in original transformer space.
6 May require use of original network.
7 TV-TR-10 used in models 217-32/-33, 220-35, 221-36 replaced by 26A03.
8 TV-SPK-18 used in some models replaced by 26S48, use 24S49[2] in models 219-8A/-8B.
9 TV-X-141A, TV-TR-15/A also replaced by Fly-54, TV-TR-16 used in chassis 412F4/F5 - no replacement; use Fly-54 in chassis 417E4/E5/G5.
10 TV-TR-8A used in chassis 46C3/C4 - no replacement.
11 TV-L-41 used in chassis 412M6, 46A3/B3, 412E4/E5/G5/F4/F5 replaced by WC-17, TV-L-56/A used in some chassis - no replacement.
12 TV-TR-13.-14 used in some chassis - no replacement.
13 TV-AT-17 used in chassis 412M6, 412E5/G5/M6 replaced by 26S49.
14 Original terminals 7 - 4 - 1 (Install new damping network
new terminals 9 - 7 - 1 across #3 & #7 of yoke - 50MMFD in series with 1000 ohms.)
15 Original terminals 4 - 5 - 6 - 7 - 8 - 2 - 1
new terminals 5 - 6 - 7 - 8 - 3 - 2 - 1
16 Require use of new centering device, connect same as original.
17 Use original rear cover and centering device.
18 Disregard center tap.
19 Parallel with 18K resistor.
20 Used in models 217-10,-11,-12,-14, 200-9,A,B (Ch.33A2).
21 Used in chassis 412E4, 412E5, 412G5, 421E5, 421G5, 421M6.
22 TV-L-38 replaced by 17-1062, TV-L-13 replaced by 17-1004. TV-L-42 replaced by 17-1006, TV-L-13A replaced by 17-1004.
23 Parallel with 27K resistor.
24 Disconnect yoke socket pin #3 from ground. Connect blue lead to plate. Red lead to yoke pin #4. Green lead to yoke socket pin #3 and junction of 10MFD capacitor and 2700 ohm resistor.
25 Parallel with 12K resistor.
26 Parallel with 4.7K resistor.
27 AT-18 used in some chassis replaced by 24S54.
28 To obtain optimum results it may be necessary to remove resistor from secondary.
29 L-110 used in chassis 776-57 replaced by 17-1031.
30 L-135 used in models 1470, 1731/A, 1732/39, 721-T-741, 721-K-751, 721-K-769 replaced by Y-100.
31 TR-36 used in some models as note 30 replaced by 26S85.
32 Parallel with 3,9K resistor.
33 Parallel with 47K resistor.
34 Use original Plug and connect the same as the original.
35 L-174/B also replaced by Y-64.
36 Original terminals 4 - 5 - 6 - 7 - 8 - 2 - 1
new terminals 6 - 5 - 7 - 8 - 3 - 2 - 1
37 Parallel with 100K resistor.
38 Original terminals 8 - 7 - 6 - 1 (Reverse rear
new terminals 5 - 6 - 7 - 8 mounting bracket.)
39 TV-L-51 & TV-L-57 & TV-L-55 used in chassis 46C3/C4, 518B4/B5, 510A4, 511A4 early production - no replacement.
40 Tape 6.3 Volt filament winding.
41 Ground yoke #5 or #8.
42 Disregard secondary winding.
43 Connect original #5 - 6 - 7 - 8
To new terminal #1 - 2 - 3 - 4
Use original mounting bracket and bolts.
44 AT-32 used in a few models replaced by 24S48.

PARTS LIST

USE THIS PAGE if PART NUMBER is available.

TRUETONE

MFR'S. PART	REPLACEMENT
A13D16943	HS 5
A13D19355	HS 5
A13M18021	17-1003
A13M18026	17-1003
A13M18233	WC 11[20]
A13M18861	WC 16[20]
A13M18962	
A13M19320	
A16A16514	19-3036[56]
A16A16515	19-3660[57]
A16A16516	19-4400
A16A16637	19-1000
A16A17128	19-1005
A16A17190	
A16A17937	19-1005
A16A17961	
A16A18685	19-3250
A16A19365	19-4400
A16A19366	19-3250
A16A19367	19-4400
A16A19486	19-4400
A16B16023	19-3001
A201-15608	19-3001
A201-15609	19-3001
A201-15676	
A201-16158	19-4250
A201-16329	17-1004
A201-16379	19-3001
A201-16405	19-3001
A201-18695	17-3400
A201-18746	17-3400
A201-19363	17-3400
AT-18	24S54
AT-32	24S48
AT-50	24S48
AT-52/A	24S53
AT-63	24S64
AT-75	24S64
AT-78	24S48
BT.507	HS 5
B12C10074-4	24S50A
B12C16050	26S53
B12C17303	26S51
B12C18743/-1	24S52
B12C19048	26S53[19]
B12C19990	26S49
B12C20761-1	26S54
B12M18241	26A03
B12M18241-1	26A03
B12M1824-3	26A03
B13A16612	16-3487[3]
B13A166612	16-6678[3]
B13A18783	17-1031[3]
B13B16000	16-3487[3]
B13B16302	16-6678[3]
B13B17273	17-3493
B13B18784	17-1068
B13D16611	14-1060
B13E12046	19-3001
B13M13589-1	
B13M13589-2	
B13M13590	Y-3
B13M16001	17-3488
B13M16335	17-1033
B13M17273	17-3493
B13M18784	
B13M18888	Y 5[1]
B16A13524	
B16A16051	26C92
B16A17959	26C44
B13M16157	
B18A16440	22S58
B18A16473	
B18A16702	
B201-15612	17-1003
B201-16149	
B201-16412	17-1003
C1.458	WC 11
C1.459	WC 14
C8G11892	19-4400
C9.209	Y 3
C9.228-3	26S51
C9.230-2	26A03
C9.234-2	FC 2
C9.236	Fly 1
C9.237	26C93
C9.241	26S49
C12A17822	26R15
C12A18839	26R15
C12A18839-1	26R15
C12M18285	Fly 34
C12M18286	Fly 34
C12M18689-2	Fly 35
C12M19407	Fly 36
C16A15624	26C43
C18A18022	24S52
C18A18588	24S52
C201-16411	17-1021
C201-18843	
C201-19250	Y 5[1]
C201-19269	
C201-21025	Fly 39
C201-21130	Y 5[1]

MFR'S. PART	REPLACEMENT
C201-21514	Y 5[1]
D9.235	26R95
FC-5/A/B	26C79
FC-9	26C77
FC-18/A	26C79
FC-23	26C81
FC-23A	26C78
L-66A	19-3500
L-80A	20-1020
L-81A	Y 99
L-82	17-4534
L-84	17-4514
L-88	19-5100
L-89	20-1004
L-90	17-3400
L-103	17-5002
L-110/A/B	17-1031[10]
L-118D	Y 99
L-119A	HS 9
L-126/A	
L-127/A	
L-128/A	
L-132A	HS 5
L-135A	26S85
L-149B/-192	Y 64
L-150	
L-151	17-5004
L-152	
L-154	
L-155	
L-156	HS 5
L-160	19-1005
L-161-1	
L-162	
L-163	
L-164	19-1001
L-165	17-5003
L-167	
L-170	
L-171	
L-177/-174/B	Y 64
L-178A	Y 99
L-179	17-5003
L-188	
L-195/-196	
L-197	Y 101
L-200	Y 64
L-202	HS 16
L-203	
L-204	
L-205	
L-206A	
L-207	
L-208	
L-263	Y 107
L-265	17-5002[83]
L-266	17-5010
LI-19	16-6758
S-38A1003	HS 7
SPK-135	24S53
TR-24	Fly 154
TR-25A	26S26
TR-26B	26S72
TR-36A	26S85
TR-50A	26S08
TR-51/A	Fly 137
TR-52A	26R123
TR-52B	26R51[3]
TR-53A	Fly 175[17]
TR-57	Fly 149[53]
TR-63	26R127
TR-73	Fly 137
TR-77	26S07
TR-78	26S85
TR-78B	26S83
TR-79	
TR-83	
TR-89	
9A1881	19-3001
9A1970	17-3487
9A1974	FC 2
9A1976	WC 11
9A1977	19-4180
9A1978	19-4122
9A1979	19-3036
9A1980	17-1004
9A1981	WC 14
9A1982	17-1005
9A1983	17-1013
9A1984	HS 2
9A1985	20-1021
9A1986	17-1012
9A1987	Y 3
9A2029	16-6758
9A2030	16-3487
9A2032	
9A2033	19-3001
9A2034	16-3487
9A2048	Y 3
9A2049	17-1013
9A2053	FC 2
9A2055	17-1005
9A2057	HS 3

MFR'S. PART	REPLACEMENT
9A2060	16-3487
9A2061	16-3487
9A2062	16-6758
9A2063	16-6758
9A2064	17-3487
9A2069	Y 3
9A2071	17-1002
9A2072	
9A2073	20-1021
9A2074	20-1004
9A2075	WC 11
9A2076	17-1020
9A2080	Y 7
9A2081	
9A2082	
9A2083	
9A2086	19-3093[62]
9A2087	19-3125
9A2088	19-4201
9A2089	19-3180[63]
9A2090	19-4400
9A2096	HS 5
9A2105	Y 5
9A2107	
9A2110	
9A2111	WC 14
9A2112	16-6758
9A2113	14-1073
9A2115	Y 5
9A2117	14-1072
9A2147	
9A2148	
9A2149	Y 5
9A2161	17-3488
9A2165	17-1006
9A2166	17-1005
9A2167	17-1002
9A2168	17-1031[3]
9A2169	20-1021
9A2170	17-3495
9A2171	17-1033
9A2172	WC 16
9A2183	WC 15[20]
9A2189	
9A2193	Y 7[1]
9A2194	Y 7[1]
9A2201	17-1031[3]
9A2220	
9A2225	17-1004
9A2226	17-1002
9A2230	17-1063
9A2256	Y 7[1]
9A2257	Y 7[1]
9A2261	Y 7[1]
9A2262	WC 22
9A2269	17-3493
9A2274	Y 7[1]
9A2292	WC 20
9A2293	WC 22[20,39]
9A2294	HS 3
9A2295	17-1033
9A2316	
9A2317	17-5003
9A2318	17-5001
9A2319	17-5004
9A2321	20-1045
9A2323	17-3495
9A2327-2	Y 4[1]
9A2332-2	Y 7[1]
9A2333	
9A2334-1	Y 4[1]
9A2334-2	Y 4[1]
9A2363	17-4536
9A2364	17-4535
9A2365	17-4534
9A2366	20-1004
9A2367	20-1005
9A2368	17-3495
9A2369	20-1045
9A2370	17-4514
9A2371	HS 7
9A2372	HS 8
9A3473-1	Y 76
9A2375	19-3036
9A2380	19-1001
9A2381	WC 22
9A2382	17-3400
9A2383	17-1026
9A2385/-1	Y 76[60]
9A2387-1B	Y 71
9A2388/-1B	Y 71
9A2389	17-4534
9A2390	
9A2400	17-1026
9A2403	Y 71
9A2413	17-3400
9A2414	17-4535
9A2415	Y 72
9A2416	HS 7
9A2417	
9A2423	Y 45[44]
9A2425	20-1020[86]
9A2426	20-1005

MFR'S. PART	REPLACEMENT
9A2427	17-4534
9A2428	
9A2429	
9A2430	HS 5
9A2434	17-1026
9A2435	17-4514
9A2436	17-4500
9A2444	
9A2452	Y 71
9A2453	Y 72
9A2458/B	Y 71
9A2461	
9A2476	Y 72
9A2477/-1B/ -1C/-2	Y 72
9A2481[104]	HS 7
9A2482/-1A	Y 71
9A2483	
9A2484 1/-1	Y 72
9A2485-1/-1D/ -2B	Y 73
9A2486	
9A2487	HS 5
9A2491/-001	16-6758
9A2497A/B	
9A2504	20-1004
9A2508/-001	16-6758
9A2513B	HS 5
9A2514-2	Y 74
9A2515/B	HS 16
9A2517	
9A2522/-1	Y 104
9A2525	
9A2526	
9A2527	17-1075
9A2528	
9A2529	
9A2530	
9A2539	
9A2540	
9A2541	
9A2542	
9A2544-1	Y 73
9A2577-001	16-6758
9A2578-001	16-6758
12A18839-1	26R15
12A19942/-1	26R94[14]
12C18743	24S52
12C19849	26S51
12C21215	24S50
12C23704	24S49
12C23704-1	24S48
12C23704-2	26S49
12C24170	24S48
12C25148-1	24S50
12D19250	26F65
12D21160	21F11[3]
12D23699	26F67
12D23699-3	26F67
12D25563	21F24[3]
12D25564	21F24[3]
12E19048-2	26S14
12E23726	26S52
12E23726-1	26S52
12E23939	Fly 80
12E24440	HS 7
12E24441	HS 8
12E25101-1	26S75[46]
12E25423	Fly 97
12E25424	Fly 97
12E26007	
12E26993	HS 7[3]
12E27097	Fly 99
12E27149/-1	Fly 98
12E27156	26S14
12E27189	26S52
12M1841-1	26A03
13A19514	17-1031[3]
13A24203	17-4503[86]
13A24224	17-5001[3]
13A24937	17-5003[3]
13A25139	17-1064
13A25140	17-1064
13A26994	
13A26995	
13A26998	17-4500[3,86]
13B19958	
13B21167	
13B23887	17-1067
13B26011	
13C24963	
13D19540	HS 5
13M18026	17-1003
13M18233	WC 11[20]
13M19499	
13M19521	17-1003
13M19643	17-3493
13M20052	
13M20780	19-3001
13M21644	17-3493
13M23755	Y 5[1]
13M24085	HS 8
13M24086	HS 6

MFR'S. PART	REPLACEMENT
13M24441	HS 5
13M25686	20-1006
13M26979	
13M26988	20-1005[3]
13M26992	HS 8[3]
13M27404	19-7047
13M27405	19-4215
16A17128	19-3001
16A17937	19-3001
16A17959	26C44
16A18676	19-1002
16A19365	19-4400
16A19366	19-3250
16A19485	19-3250
16A19486	19-4400
16A19818	19-6022
16A20020	19-3160
16A20021	19-3125
16A20469	19-3001
16A20470	19-3100
16A20770	19-3001
16A20970	19-3250
16A21214	26C44[3]
16A21391	19-3300
16A21656	19-3001
16A21701	19-1005
16A22427	19-1004
16A22923	19-6022
16A23899/-1	26C80
16A24019	19-3500
16A24020	19-3160
16A24090	19-1005
16A24375	19-3660
16A24505	20-1004
16A24998	19-3125
16A25441	20-1004
16A25688	19-1001
16A26520	19-1004
16A26985	19-1001
16A26986	19-1004
16A26987	19-1005
16A26991	17-3401[3]
16A27202	19-3250
16A27204	19-4400
16A27466	19-3075
16A27467	19-4400
16B16023	19-1002
16B25146/-3	26C78
16B26438	
25A12701	19-3001
25A15401	19-3001
31A076	19-1020
31A078	17-1003
31A095	
31B230	19-1005
31B239	19-1005
31B257-8	
31B258	
31B295	19-3001
31B296	19-3001
31B-638-1	19-3001
31T426	
31TA413	
31U502	
34A546	19-3001
34A575	19-3001
34A576	19-3001
34A704	19-3100
34A732	19-3001
35A5	19-3036
36A1	19-3100
36A2	19-3180
36A4	19-4201[63]
36A5	19-3660
36A7	19-3180[68]
36A8	19-3180[57]
36A10	19-4060
36A11	19-3500
36A12	19-4160[68]
36A13	19-3180[56]
36A16	19-3075[73]
36A17	19-3160[81]
36A19	19-3125
36A21	19-4121
36A22	19-3300[68]
36A23	19-3100[90]
36A25	19-3100[89]
36A27	19-3300
36A28	19-3300[96]
36A33/38	19-4201[63]
36A34	19-3375
36A35	19-3075[62]
36A36	19-3100
36A37	19-3250[99]
36A38	19-4201[63]
36A40	19-4073[56]
36A41	19-3100[90]
36A42	
36A44	19-4201
36A45	19-3275
36A49	19-4201
36A50	19-3250
36A51	19-3375

MFR'S. PART	REPLACEMENT
36A52	19-3375
36A94-1	19-4201
36A94-2	19-3660
36A94-3	19-3330
36A94-8	
36A94-9	19-3300
36A94-10	19-4201
39-12676-1	19-3001
50-688	17-5004[3]
50A372-1	17-1004
50A431	17-1063
50A432	17-1021
50B406	17-1033
50B411	HS 58
50B458	17-1062
51-2100	19-3180[57]
51-2101	19-4400[106]
51-2102	19-3660
51-2166	
51-2167	17-4534
51-2168	17-4522
51-2169	HS 4
51A1037	17-3402[61]
51A1065	FC 1
51A1079	
51A1080	
51A1082	
51A1086	
51A1154	
51A1155	
51A1156	
51A1857	20-1005
51A2184	19-3160[107]
51B1071	WC 14
51B1072	WC 11
51B1072-1	WC 11
51B1153	HS 9
51B1159	
51B1205	WC 14
51B1857	20-1005
51B1996	20-1020
51X19	26A03
51X104	26C78
51X134	24S48
51X139	24S52
51X140	24S86[3]
51X142	24S61
51X145	24S86[3]
51X146	24S52
51X147	26S51
51X149	26S52
51X150A	24S51
51X150H	24S51
51X151	26S52
51X156	26S54
51X159	26S73
51X165	26S49
51X166	24S51
51X168	26S54[3]
51X173/A	26S22
51X174	24S48
51X176	24S51
51X180	24S60[3]
51X181	24S60
51X185	24S48
51X186/A/-2B/ -2	26S22
51X186/-2	26S22
51X191-2	26S08
51X192-2/-3/ -4	24S48
51X193-2/-3	26S85
51X206/A/B/C	24S48
51X207-A/-2	26S22
51X208	24S48
51X209	26S07
51X220-4	24S92
51X223-1/-3	26S07
51X224/-1	26S07
51X229-1/A	26S30
51X233-1	26S23
52C170	26R15[7]
52C185	26R64
52C195	26R21
52C196	26R27U[3]
52X55-4/-5	26C44[3]
52X87	26C93
52X88	26C93
52X90A	26C93
52X91A	26C93
52X94	26C93
52X95/-2	26C79
52X95/-4/-5	26C79
52X95-5/-10	26C79
52X95-6/-9	26C79
52X95-7	26C79
52X95-11/-12/ -13	26C79
52X102	26C79
52X104/-1A/-2	26C78
52X112-1/-3	26C78
53-342	19-1004
53-396	Y 60

CONTINUED NEXT PAGE

Service notes may be found at the end of the TRUETONE section.

PARTS LIST (CONTINUED)

USE THIS PAGE if PART NUMBER is available.

MFR'S. PART	REPLACEMENT
53-398	Y 50
53A180	Y 3
53A191	19-3001
53A307	19-1006
53B140	Y 3
53B190	Y 6
53X232	Fly 143[3,110]
53X262B/C	
53X286	22R06
53X290	26R38[3]
53X291	22R38[3]
53X291G	22R36
53X296	Fly 1
53X297	26R68
53X298	26R15[13]
53X299	Fly 1
53X300	
53X301	Fly 5[3,11]
53X302	26R19[13,14]
53X303	
53X306	Fly 68
53X307	Fly 5[3,11]
53X308	26R19[13]
53X311	Fly 68
53X313	26R95
53X315	
53X318	26R95
53X319	Fly 169
53X320	Fly 169
53X324	26R93
53X325	26R92
53X326	Fly 37
53X328	Fly 37
53X329	Fly 37
53X330	Fly 37
53X331	26R20
53X332	26R89
53X333	26R34
53X336	26R58
53X338	Fly 24[38]
53X339/A	26R24[41]
53X340/A	26R56
53X345	26R11
53X346	Fly 37
53X350	Fly 76
53X354-A	26R41

MFR'S. PART	REPLACEMENT
53X355	Fly 203
53X259/A	Fly 202
53X362/C/G	Fly 223
53X366	
53X369A	26R11
53X372	Fly 146
53X381	Fly 224
53X382/A	Fly 226
53X383/A[89]	26R106
53X386	Fly 224
53X389	Fly 225
53X390	Fly 244
53X397A/-2	Fly 244
53X398/A/C/F	Fly 146
53X399	Fly 225
53X400A	
53X404/B	24R57
53X408/A	
53X413/A/-2A	
53X415/-A	26R106
53X419-1	
53XD419-001	
54X4	24A88
54X5	26A03
54X6	24A88
54X7	26A03
54X8	26A03
54X9	26A03
54X10	26A03
54X16	21F08[3]
54X17	21F08[3]
54X19-A	26A03
54X20	21F21[3]
54X24	
55-301	Fly 146
55-303	26S85
55-304	Fly 146
55-306	24S48
55-307	Fly 146
55-308	
55-309	26S75[50]
55-329	26S85
55A128	26S52
55A318	24S48
55A333	Fly 146
55B115,A	24A87

MFR'S. PART	REPLACEMENT
55B128-0	26S52
55B1159	
55C113	Fly 1
55C114	24S86
55C133	Fly 5[34]
55C134	24S52
55C144	Fly 5[34]
55C306	24S48
55D317	
56A250	26C77
56A251	
56A253	26C77
56A264	26C77
60T1	HS 5
61T3	17-1062
61T4	17-1062
61T5	17-1063
63T1	19-3001
63T12	17-3402
63T13	19-4121
63T14	19-4120
63T15	19-3125
63T16	19-3160
63T18	26C93
63T20	WC 15
63T22	WC 14
63T23	17-3497
64T4	Y 6
79A14-1	24S50
80B74-1	
80C74-1	
83-64245	19-3001
85C079	24S52
90T4A/C	26R92
91Tc	26S53
91T3	26S51
91T4	24S51[3]
91T5,A,B	Fly 50[3]
91T6	26A03
105S25237	19-3001
105S25238	
107S25758	19-3001
107S25767	19-3001
108S27617	
201-15608	19-6022
201-15612	17-1003

MFR'S. PART	REPLACEMENT
201-15625	17-1002
201-19490	Y 5
201-19490-1	Y 5[1]
201-19533	Fly 36
201-19817	Fly 36
201-19817-1	Fly 36
201-19817-3	Fly 36
201-19947-1	Y 5[1]
201-19999	Fly 37
201-20062	17-3400
201-20186	WC 16[20]
201-20186-1	WC 16[42]
201-20265	19-3036
201-20291	HS 5
201-20696	17-3400
201-20782	17-1003
201-20936	Y 5[1]
201-21025-1	Fly 39
201-21111	
201-21398	20-1004
201-21497	
201-22004	
201-23727	20-1005
201-23729/-1	20-1006
201-23744	Y 5[1]
201-23829	19-1021
201-23873/-1	16-3445
201-24043	17-4500[44,86]
201-24056	Y 5[1]
201-24472-1	HS 7
201-24473	HS 8
201-24473-2/-3	HS 8
201-24563-1/-2	Y 5[42,45]
201-24748	Y 5[1]
201-24749	20-1004
201-25360	Y 16[42]
201-25360-1	Y 16[1,44]
201-25566	Y 5[1]
201-26019	Y 18[45]
201-27120	Y 16[1]
241X60016	Y 60
251-100003	19-3660
251-100004	
251-100005	19-3160
251-100006	
251-100008	20-1020

MFR'S. PART	REPLACEMENT
251-200006	20-1020
253-300003	Y 16[1,44]
255-100012	24S48
255-300005	24S48
255-300007	26S73[3]
255-400008	Fly 155[112]
256-200002	26C92
256-200008	26C43
101819	19-3036
103037	19-3375
105295	
106383	20-1050
109252	17-3418
109255	
109261	20-1052
109457	Y 107
112822	24S114
112829	26C81
112866	
112870	
112871	
112875	
112879	
113382	
113383	
113388	19-3600
113390	26S86
113404	19-3660
113547	
115228	Y 6[1]
115311	Y 14[1]
115323	Y 14[1]
162326	
507343	17-1004
507367	19-3036
507584	19-3001
508076	26A03
508341	26C93
508667	WC 20
508967	HS 5
509340	19-3660
509341	19-3180
509342	19-4400
509361	WC 23
509373	26S53[19]
509376	24S51

MFR'S. PART	REPLACEMENT
509378	20-1005
509603	20-1004
509706	17-3497[3]
520487	26R21
520489	Fly 5(WC 20)
520518	19-3001
520520	19-3001
520620	19-3180
520689	19-3180
520714	19-3001
520715	19-3036
520734	17-1004
520911	WC 22
520942	Y 7[1]
520943	HS 3[3]
520951	
520975	26S53[19]
520977	17-1062
520979	17-1064
520980	26A03
520984	19-3160
520985	19-3660
520986	19-3660
521066	Fly 24[3,27]
521156	26R94[14]
521343	Fly 16
521725	
521735	Fly 16
521835	19-3001
522020	19-1004
050-200688	
051-102101	19-4400
051-102102	
051-102184	19-3160[107]
051-201857	20-1005[3]
051-201996	
051-202166	
051-202167	17-4534
051-202168	
051-202169	HS 5
053-100342	
053-300396	Y 60
055-100303	26S85
055-300301	Fly 146
055-303303	26S85

Next page for MODEL & CHASSIS index

Service notes may be found at the end of the TRUETONE section.

MODEL INDEX

TRUETONE

MODEL	COLUMN NUMBER
D1090	16
D1092	17
D1990	1
D1991A/B	2
D1992	1
D1993/A/B	2
D1994/A	2
D1996	3
D1997A/98A-(B)	3
D1998B	2
D2044	9
D2050A	2
D2983	3
D2987	1
2D1088A	6
2D1088B	6
2D1089A	5
2D1089B/C	4
2D1091/A	7
2D1093A	4
2D1094A/B/C	4
2D1095/A	8
2D1185A/B	10
2D1185C/D	10
2D1185E	10
2D1190A/B	10
2D1194A	10
2D1195A	7
2D1224A	18
2D1225A	18
2D1228A	18
2D1230A	10
2D1230B	11
2D1230C/D/E	11
2D1235A	12
2D1235B/C/D/E	12
2D1303A	19
2D1315A	13
2D1315B	13
2D1316A	13
2D1325A	13
2D1325B	13
2D1326A	13
2D1330A	11
2D1331A/B/C/D	11
2D1336A	11
2D1344A/B	11
2D1345A	11
2D1352A	14
2D1353A thru M	14
2D1354A	14

MODEL	COLUMN NUMBER
2D1358A	15
2D1359A	15
2D1411A/B	21
2D1411C	21
2D1411D	21
2D1415A	13
2D1416A/26A	13
2D1430A/B	11
2D1430C	22
2D1430D/E	22
2D1430F	22
2D1431A	20
2D1511A	21
2D1512A	23
2D1514A/B	23
2D1520A/21A	23
2D1522A/B	23
2D1524A	23
2D1530A	24
2D1530B	24
2D1532A	24
2D1532B	24
2D1534A/36A	22
2D1633A	24
2D1634A/36A	27
2D1713A/14A	28
2D1715A/16A	28
2D1717/18/19	31
2D1720A	32
2D1720B	32
2D1721A	32
2D1721B	32
2D1724A	32
2D1724B	32
2D1730A/B/C/D	30
2D1731A/B/C/D	30
2D1732A/B	30
2D1734A/B/C	27
2D1735A/B/C	27
2D1736A/B	27
2D1737A/38A	30
2D1739-O/-M	30
2D1824A/B	34
2D1825A/B	34
2D1826A/B	34
2D1827A/B	34
2D1830A/31A/32A/33A	33
2D1834A/35A/36A/37A	33
2D1840A/B	36
2D1841A	36
2D1842A/B	36

MODEL	COLUMN NUMBER
2D1843A	36
2D1844A/B	36
2D1845A	36
2D2043A	9
2D2047B	7
2D2049A	8
2D2052	8
2D2052A/B	8
2D2052C	8
2D2052D/E	8
2D2053	16
2D2149A	8
2D2152A	8
2D2215A	18
2D2219A	8
2D2223A	18
2D2301A/02A	19
2D2312A	13
2D2313A/B/C	13
2D2314A/B	13
2D2315A	13
2D2321A/B	13
2D2322A/B	13
2D2333A/B	11
2D2333C/D	11
2D2334A	11
2D2414A	13
2D2415A	13
2D2422A/B	13
2D2423A	21
2D2424A/B	21
2D2325A/26A	21
2D2427A	21
2D2431A/B	12
2D2431C/D	22
2D2433A	11
2D2433B/C	22
2D2520A/B	25
2D2524A	21
2D2525A/B	23
2D2526A/27A	23
2D2528A	23
2D2530A/B	24
2D2534A	22
2D2634A	27
2D2720A/B/C	26
2D2720D	31
2D2725A	32
2D2725B	31
2D2726A/B	32
2D2727A/B	32

MODEL	COLUMN NUMBER
2D2728A/B	32
2D2734A/B/C	27
2D2830A/31A/32A/33A	33
2D2840A/B	36
2D2841A	36
2D2842A/B	36
2D2843A	36
2D3770A/B/C	29
2D3775A/B	29
2D3775C	29
2D3777A	31
2D3814A/15A	29
2D3817A/18A	31
2D3820A	37
2D3821A	37
2DC1000	40
2DC1002	40
2DC1030A/31A	39
2DC1032A/33A	39
2DC1034A/35A	39
2DC1036A/37A	39
2DC1038A/39A	39
2DC1040A	42
2DC1041A	42
2DC1042A	42
2DC1043A	42
2DC1044A	42
2DC1045A	42
2DC1130A	44
2DC1132A	44
2DC1134A	44
2DC1136A/38A	44
2DC1140A	43
2DC1142A	43
2DC1144A/46A/48A	42
2DC1200A/01A	48
2DC1202A/03A	48
2DC1250A/51A	48
2DC1260A/61A	48
2DC1262A/63A	48
2DC1264A/65A	48
2DC1270A/71A	50
2DC1272A/73A	50
2DC1274A/75A	50
2DC1278A	50
2DC1280/81	43
2DC1290A/91A	49
2DC1292A/93A	49
2DC1294A/95A	49
2DC1300A	48
2DC1300B/C	53

MODEL	COLUMN NUMBER
2DC1301A	48
2DC1301B/C	53
2DC1302A	48
2DC1302B/C	53
2DC1303A	48
2DC1303B/C	53
2DC1330A	49
2DC1331A	49
2DC1332A	49
2DC1333A	49
2DC1334A	49
2DC1335A	49
2DC1340A/41A	43
2DC1350A/51A	52
2DC1360A	49
2DC1361A	49
2DC1400A/01A	53
2DC1400B	53
2DC1402A/03A	53
2DC1402B	53
2DC1406A/07A	55
2DC1408/09	58
2DC1410/11/12/13/14/15	55
2DC1430A/31A	55
2DC1434A/35A	55
2DC1440/41	43
2DC1450A/51A	52
2DC1458/59/60/61	55
2DC1470/71/72/73/74/75	60
2DC1535A/45A	56
2DC1831A	33
2DC1833A	33
2DC1835A	33
2DC1837A	33
2DC1840B	36
2DC1841A/B	36
2DC1842B	36
2DC1843A/B	36
2DC1844B	36
2DC1845A/B	36
2DC1900A	35
2DC1901A	35
2DC1928A	45
2DC1930A/B	33
2DC1931A	33
2DC1932A/B	33
2DC1933A	33
2DC1934A/B	33
2DC1935A	33
2DC1936A/B	33
2DC1937A	33

MODEL	COLUMN NUMBER
2DC1940A/41A	36
2DC1942A/43A	36
2DC1944A/45A	36
2DC2030A	39
2DC2031	39
2DC2040A	42
2DC2041A	42
2DC2831A	33
2DC2833A	33
2DC2840B	36
2DC2841A/B	36
2DC2842B	36
2DC2843A/B	36
2DC2930A/B	33
2DC2931A	33
2DC2932A/B	33
2DC2933A	33
2DC2940A/41A	36
2DC2942A/43A	36
2DC3000/001	43
2DC3030A/31A	41
2DC3130	41
2DC3140A	38
2DC3144A	46
2DC3220/21	47
2DC3232A/33A	48
2DC3244A/45A	51
2DC3246A/47A	43
2DC3248A/49A	43
2DC3250A/51A	43
2DC3320A/21A	48
2DC3330/A31/A	43
2DC3340A/41A	51
2DC3360/61	43
2DC3370/71	57
2DC3416	59
2DC3430/31	57
2DC3434A/35A	54
2DC3438/39	57
2DC3440A/41A	56
2DC3450/51	43
2DC3460/61	43
2DC3531	59
2DC3541	59
2DC3551A	56
2DC3840A	38
2DC3840B	38
2DC3841A/B	38
2DC3900A	35
2DC3901A	35

CHASSIS INDEX

CHASSIS	COLUMN NUMBER
A2013	26
A2014	32
A2015	29
A2016	26
AM-8	52
AMP-21 (Amp)	52
AMP-39 (Amp)	52
B2012	26
B2013	26
E2010	26

CHASSIS	COLUMN NUMBER
RCU-AMP-2000	43
2N390/U	55
2N440/U	56
2N540/U	54
8A54	49
10AX21	7
11-112-113	43
16AX27	7
16AY210/216	8
17AY23/26/28	8

CHASSIS	COLUMN NUMBER
17AY212/222	8
17M534S	12
17S17/U	48
17T1B	13
17T2A	13
17T4/5/8	13
17T23	21
19N14/U	51
21AY21/A	18
21MS36C	11

CHASSIS	COLUMN NUMBER
21T1A/2A	13
21T14/14A	13
21T16/16A	13
21T29	17
21T31/33/35	23
21T49/51/53	32
21T55/B	32
21T58/59	32
23N32	49
23PN30	49

CHASSIS	COLUMN NUMBER
23PN450B/BU	55
23S15/U	48
23S33/U	48
23S350/U	53
24T11/B	32
221A59 Series	24
221A59CT Series	24
1094-273	58
1095-232	43
1096-242	52

CHASSIS	COLUMN NUMBER
1096-243	52
1171-62	43
1193-82	43
1194-72	43
1194-113/-123	57
1198-13	43
2010/11	24
9210P	14
10-114-283	55

TRUETONE

PART NAME	1	2	3	4	5	6	7	8	9	10
Flyback	B16M-16157 B201-16149	53X296 53X299 Fly-1	55C113 Fly-1	53X301/311[9] Fly-5[3,11]	53X303	53X301 53X307 Fly-5[3,11]	C12M18689-2 Fly-35	201-19533[17] Fly-36	C12M18285 C12M18286 Fly-34	53X319/320 Fly-169
Yoke	B13M-13590 Y-3	9A1987 9A2048 Y-3	53B140 Y-3	9A2149/15 9A2105 Y-5	9A2080 Y-7	9A2069 Y-3	B13M13590 Y-3	B13M18888[18] Y-5[1]	B13M13590 Y-3	9A2193/94 9A2256/57 Y-7[1]
Vertical Output	B12C-16050 26S53	51X140 51X145 24S86[3]	55C114 24S86	51X149 26S52	*51X147 26S51	51X147 26S51	B12C17303 26S51	B12C19048 26S53[19]	B12C17303 26S51	51X151 26S52
Vert. Blocking Oscillator	NOT USED	54X4/X6 24A88	55B115 24A87	54X5 26A03	54X5 26A03	54X5 26A03	B12M18241/-1 26A03	B12M18241/-1 26A03	B12M18241/-1 26A03	54X7 26A03
Width Coil	NOT USED	9A1976 WC-11	51B1072 WC-11	9A1976 WC-11	9A1976 WC-11	9A2075 WC-11	A13M18233 WC-11[20]	A13M18233 WC-11[20]	A13M18233 WC-11[20]	9A2183 WC-15[20]
Linearity	NOT USED	9A1981[4] WC-14	51B1071 WC-14	9A2111 WC-14	9A2111 WC-14	9A2111 WC-14	A13M18861 WC-16[20]	201-20186[21] WC-16[20]	A1318861 WC-16[20]	9A2172 WC-16
Power	NOT USED	53X297[5] 26R68	52C170 26R15[7]	53X313[15] 26R95	53X302 26R19[13]	53X298 26R15[13]	C12A18839/-1 26R15	C12A18839/-1 26R15	C12A17822 26R15	53X318 26R95
Filament	NOT USED	NOT USED	NOT USED	NOT USED	NOT USED	NOT USED	NOT USED	NOT USED	NOT USED	NOT USED
Focus Coil	B13M-13589-1/2	9A1974 9A2053 FC-2	51A1065 FC-1	9A2147/48	9A2081	9A2083 9A2107/10	NOT USED	NOT USED	NOT USED	9A2220 9A2189
Audio Output	B18A16440[2] 22S58	51X142[6] 24S61	85C079 24S52	51X150[16] 24S51	51X146 24S52	51X146 24S52	B12C18743 24S52	B12C18743 B12C18743-1 24S52	C18A18588 C18A18022 24S52	51X150 24S51
Choke	B16A1605-1 26C92	52X87 26C93	NOT USED	52X88 26C93	52X88 26C93	52X88 26C93	B16A17959 26C44	B16A17959 26C44	B16A17959 26C44	52X88 26C93
Horizontal Oscillator	SEE RINGING COIL	9A1984 HS-2	SEE RINGING COIL	SEE RINGING COIL	SEE RINGING COIL	9A2057[12] HS-3	SEE RINGING COIL	SEE RINGING COIL	SEE RINGING COIL	SEE RINGING COIL
Horizontal Ringing Coil	A13D16943 HS-5	NOT USED	50B411 HS-5[8]	9A2096 HS-5	9A2096 HS-5	9A2096 HS-5	A13D16943 HS-5	13D-19540 HS-5	A13D19355 HS-5	9A2096 HS-5
Antenna Input (Balun)	A201-15676	NOT USED		NOT USED	NOT USED	NOT USED	NOT USED	NOT USED	NOT USED	NOT USED
Video IF	B201-15612 17-1003	9A2032	50A372-1 17-1004		9A2072	9A2072	A13M18026 17-1003	A13M-18026 13M-19521 17-1003	A13M18026 17-1003	31A095[67]
Video IF	A201-16329 17-1004	9A1980 17-1004	50A372-1 17-1004	9A2076 17-1020	9A2076 17-1020	9A2076 17-1020	B201-15612 17-1003	B201-15612 201-15612 17-1003	B201-15612 17-1003	9A2165 17-1006
Video IF	B201-15612 17-1003	9A1982 17-1055	50A372-1 17-1004	9A2055 17-1005	9A2055 17-1005	9A2055 17-1005	B201-15612 17-1003	B201-15612 17-1003	B201-15612 17-1003	9A2225 17-1004
Video IF	B201-16412 17-1003	9A1980 17-1004	50A372-1 17-1004	9A2071 17-1002	9A2071 17-1002	9A2071 17-1002	B13B18784	B13B18784 13B-19958	B13B18784 17-1068	9A2166 17-1005
Ratio Det. or Quadrature	B13M-16335[58] 17-1033	9A1983[60] 17-1013	50B406 17-1033	9A2049 17-1013	9A2049 17-1013	9A2049 17-1013	B13M17273 17-3493	B13M17273 13M-19643 17-3493	B13M17273 17-3493	9A2171[70] 17-1033
Trap	C201-16411 17-1021	9A1985 20-1021	51A1037 17-3402[61]	9A2074 20-1004	9A2074 20-1004	9A2074 20-1004	A201-18695 17-3400	A201-18746 201-20062 17-3400	201-20696 17-3400	9A2169 20-1021
Trap	NOT USED	NOT USED	NOT USED	9A2073 20-1021	9A2073 20-1021	9A2073 20-1021	NOT USED	A201-19363 17-3400	NOT USED	9A2074 20-1004
1st Sound IF	C201-16411 17-1021	9A1986 17-1012	51A1037 17-3402[61]	9A1986 17-1012	9A1986 17-1012	9A1986 17-1012	B13A18783 17-1031[3]	B13A18783 13A-19514 17-1031[3]	B13A18783 17-1031[3]	9A2168 17-1031[3]
2nd Sound IF	NOT USED	NOT USED	NOT USED	NOT USED	NOT USED	NOT USED	NOT USED	NOT USED	NOT USED	9A2170 17-3495
AM IF and FM IF	B13A-16662 B13B-16302 16-6758[3]	9A2029 9A1963 16-6758	NOT USED	9A2112 16-6758	NOT USED	NOT USED	NOT USED	NOT USED	NOT USED	9A2062 9A2063 16-6758
AM IF and FM IF	B13A-16612 B13B-16000 16-3487[3]	9A2034 9A2030 16-3487	NOT USED	9A2063 16-6758	NOT USED	NOT USED	NOT USED	NOT USED	NOT USED	9A2060 9A2061 16-3487
Peaking	A16A-16514[59] 19-3036[56]	9A1979 19-3036	51A1079	9A2090 19-4400	9A2090[64] 19-4400	9A2090[65] 19-4400	A16A17961	A16A17961[66]	A16A17961	36A1 19-3100
Peaking	A16A-16515 19-3660[57]	9A1977 19-4180	51A1080	9A2086 19-3093[62]	9A2086 19-3093[62]	9A2086 19-3093[62]	A16A18685 19-3250	A16A19365 16A-19365 19-4400	A16A18685 19-3250	36A5 19-3660
Peaking	A16A-16516 19-4400	9A1978 19-4122	51A1082	9A2088 19-4201	9A2088 19-4201	9A2088 19-4201	A16A19486 19-4400	A16A18685 19-3250	A16A19486 19-4400	36A7 19-3180[68]
Peaking	NOT USED	9A1979 19-3036	51A1086	9A2087 19-3125	9A2087 19-3125	9A2089 19-3180[63]	A16A18685 19-3250	A16A19367 C-8G-11892 19-4400	A16A18685 19-3250	36A4 19-4201[63]
RF Choke	A16A-16637 19-1000	35A5 19-3036	NOT USED	9A1979 19-3036	9A1979 19-3036	9A1979 19-3036	A16A17128 A16A17937 19-1005	A16A17128 A16A17937 19-1005	A16A17128 A16A17937 19-1005	9A1979[69] 19-3036
Filament Choke	B13E-12046 A201-16405 19-3001	9A1881 19-3001	19-3001	9A2033 19-3001	9A2033 19-3001	9A2033 19-3001	A201-15609 A201-15608 19-3001	A201-15609 16A-17937 19-3001	A201-15609 A201-15608 19-3001	9A2033 19-3001

Service notes may be found at the end of the TRUETONE section.

TRUETONE

PART NAME	11	12	13	14	15	16	17	18	19	20
Flyback	53X326/30 53X329 Fly-37	53X328/29 Fly-37	C201-21025 201-21025/-1 Fly-39	521066[28] Fly-24[3, 27]	521343 521735 Fly-16	55C144 55C133 Fly-5[34]	C-9.236 Fly-1	201-19999 Fly-37	91T5/A/B Fly-50[3]	53X338 Fly-24[38]
Yoke	9A2256[22] Y-7[1]	9A2261 Y-7[1]	C201-21130 C201-21514 Y-5[1]	115228[29] Y-61	115423 115311 Y-14[1]	53B190[35] Y-6	C-9.209 Y-3	201-19947-1 201-20936 Y-5[1]	64T4 Y-6	9A2327-2 Y-4[1]
Vertical Output	51X156[25] 26S54	51X156[25] 26S54	B12C-20761-1 26S54	509375 520975 26S53[19]	509375 520975 26S53[19]	55B128-0 55A128 26S52	C-9.228-3 26S51	12C-19849 26S51	91T3 26S51	51X156 26S54
Vert. Blocking Oscillator	54X8 26A03	54X8 26A03	B12M-18241/-3 26A03	508076 520980 26A03	508076 520980 26A03	55B115/-A 24A87	C-9.230-2 26A03	12M-18241-1 26A03	91T6 26A03	54X9 26A03
Width Coil	9A2183 WC-15[20]	9A2183 WC-15[20]	NOT USED	509361 WC-23	509361[30] WC-23	51B1072-1 WC-11	C-1.458 WC-11	13M-18233 WC-11[20]	63T20 WC-15	9A2292 WC-20
Linearity	9A2262 WC-22	9A2262 WC-22	NOT USED	520911 WC-22	520911 WC-22	51B1205 51B1071 WC-14	C-1.459 WC-14	201-20186-1 WC-16[20]	63T22 WC-14	9A2293 WC-22[20, 39]
Power	53X324[24] 26R93	53X325[26] 26R92	NOT USED	520487[32] 26R21	521156[33] 26R94[14]	52C196[36] 26R27U[3]	D-9.235 26R95	12A-19942/-1 26R15	90T4A/C 26R92	53X336 26R58
Filament	NOT USED	NOT USED	12D-21160 21F11[3]	NOT USED	NOT USED	NOT USED	NOT USED	12D-19250 26F65	NOT USED	NOT USED
Focus Coil	NOT USED	NOT USED	NOT USED	162326	162326	55B1159 51B1159	C-9.234-2 FC-2	NOT USED	NOT USED	NOT USED
Audio Output	51X150/H/A[23] 24S51	51X150 24S51	12C-21215 24S50	509376 24S51	509376 24S51	55C134 24S52	C-9.241 26S49	12C-18743-1 24S52	79A14-1[37] 24S50	51X165 26S49
Choke	52X90/91/A 26C93	52X90/A 52X91 26C93	16A-21214 26C44[3]	508341 26C93	508341 26C93	NOT USED	C-9.237 26C93	16A-17959 26C44	63T18 26C93	52X94 26C93
Horizontal Oscillator	SEE RINGING COIL	SEE RINGING COIL	SEE RINGING COIL	520943[31] HS-3[3]	520943[31] HS-3[3]	51B1153 HS-9	SEE RINGING COIL	SEE RINGING COIL	SEE RINGING COIL	9A2294 HS-3
Horizontal Ringing Coil	9A2096 HS-5	9A2096 HS-5	201-20291 HS-5	508967[31] HS-5	508967[31] HS-5	NOT USED	B-1.507 HS-5	13D-19540 HS-5	60T1 HS-5	NOT USED
Antenna Input (Balun)	NOT USED	NOT USED	NOT USED	NOT USED	NOT USED	NOT USED	NOT USED	NOT USED	NOT USED	NOT USED
Video IF	31A-078[72] 17-1003	31A-078 17-1003	201-20782 17-1003	520734[78] 17-1004	520734 17-1004	50B458 17-1062	19-1021	13M-19521 17-1003	17-1004	9A2316 17-5004[83]
Video IF	9A2230 17-1063	9A2230 17-1063	201-21111 201-22004	507343 17-1004	507343 17-1004	50A431 17-1063	23MC 17-1063	201-15612 17-1003	61T3 17-1062	9A2317 17-5003
Video IF	9A2230 17-1063	9A2230 17-1063	201-21497	507343 17-1004	507343 17-1004	50A431 17-1063	23MC 17-1063	201-15612 17-1003	61T5 17-1063	9A2318 17-5001
Video IF	9A2226 17-1002	9A2226 17-1002	13B-21167	507343 17-1004	507343 17-1004	50A431 17-1063	23MC 17-1063	201-15612 17-1003	61T4 17-1062	9A2319 17-5004
Ratio Det. or Quadrature	9A2269[75] 17-3493	9A2269 17-3493	13M-21644 13M-19643 17-3493	509706 17-3497[3]	509706 17-3497[3]	50B406 17-1033	4.5MC 17-3493	13M-19643 17-3493	63T23 17-3497	9A2295 17-1033
Trap	9A2074 20-1004	9A2074 20-1004	NOT USED	509603 20-1004	509603 20-1004	NOT USED	NOT USED	201-20696 17-3400	NOT USED	9A2074 20-1004
Trap	NOT USED	NOT USED	NOT USED	NOT USED	NOT USED	NOT USED	NOT USED	NOT USED	NOT USED	9A2321 20-1045
1st Sound IF	9A2168 17-1031[3]	9A2168 17-1031[3]	201-21398 20-1004	509378 20-1005	509378 20-1005	50A432 17-1021	4.5MC 16-3495	13A-19514 17-1031[3]	63T12 17-3402	9A2201 17-1031[3]
2nd Sound IF	9A2170 17-3495	9A2170 17-3495	NOT USED	NOT USED	NOT USED	NOT USED	NOT USED	NOT USED	NOT USED	9A2323 17-3495
AM IF and FM IF	9A2112 16-6758	NOT USED	NOT USED	NOT USED	NOT USED	NOT USED	NOT USED	NOT USED	NOT USED	NOT USED
AM IF and FM IF	9A2063 16-6758	NOT USED	NOT USED	NOT USED	NOT USED	NOT USED	NOT USED	NOT USED	NOT USED	NOT USED
Peaking	36A10[74] 19-4060	36A10[74] 19-4060	201-20265 19-3036	509340[79] 19-3660	520620[80] 19-3180	51A1154			63T14 19-4120	36A21 19-4121
Peaking	36A11 19-3500	36A11 19-3500	16A-20970 19-3250	509342 19-4400	520985 19-3660	51A1155			63T16 19-3160	36A22 19-3300
Peaking	36A12 19-4160	36A16 19-3075[73]	16A-21391 19-3300	520689 509341 19-3180	520689 19-3180				63T13 19-4121	36A17 19-3160[81]
Peaking	36A2 19-3180	36A12 19-4160	16A-20970 19-3250	520620 19-3180	509342 19-4400				63T15 19-3125	36A10 19-4060
RF Choke	31B-296[71] 31B-295 19-3001	9A1979 19-3036	13M-20780[76] 16A-17128 19-3001	520714 19-3001	520714[77] 19-3001				NOT USED	36A19[82] 19-3100
Filament Choke	34A-575 34A-576 19-3001	34A-575 9A2033 19-3001	16A-17937 16A-20777 19-3001	520518[77] 507584 19-3001	520518 507584 19-3001	53A191 19-3001	19-3001	19-3001	63T1 19-3001	9A2033 19-3001

Service notes may be found at the end of the TRUETONE section.

TRUETONE

PART NAME	21	22	23	24	25	26	27	28	29	30
Flyback	12E-23939 Fly 80	53X330/29 53X346 Fly 37	12E-25423 12E25424 Fly 97	53X350 Fly 202[43]	12E26007	12E-27149 Fly 98	53X355 Fly 203	12E-23939 Fly 80	55-304 55-307 Fly 146	53X359/A Fly 202
Yoke	13M-2375[540] Y 5[1]	9A2334-1 9A2334-2 Y 4[1]	201-25360 Y 16[42]	9A2373-1 Y 76	201-26019 Y 18[45]	201-25360-1 Y 161,44	9A2385/-1[114] Y 76	201-24563-1/-2 Y 542,45	53-398 Y 50	9A2387/-1B Y 71
Vertical Output	12E23726/-1 26S52	51X168 26S54[3]	12E19048-2 26S14	51X173 26S22	12E-25101-1 26S75[46]	12E27189 26S52	51X173 26S22	12E23726/-1 26S52	55-309[49] 26S75[50]	51X173/A 26S22
Vert. Blocking Oscillator	NOT USED	54X10 26A03	NOT USED	54X10 26A03	NOT USED	NOT USED	54X10 26A03	NOT USED	NOT USED	54X10 26A03
Width Coil	NOT USED	9A2183 WC 15[20]	NOT USED	NOT USED	NOT USED	NOT USED	9A2381 WC 22	NOT USED	NOT USED	NOT USED
Linearity	NOT USED	9A2262 WC 22	NOT USED	NOT USED	NOT USED	NOT USED	NOT USED	NOT USED	NOT USED	NOT USED
Power	NOT USED	53X339/A[109] 26R24[41]	NOT USED	NOT USED	NOT USED	NOT USED	53X354-A 26R11	NOT USED	NOT USED	NOT USED
Filament	12-D23699/-3 26F67	NOT USED	12D25563/4 21F24[3]	NOT USED	NOT USED	NOT USED	NOT USED	12D-23699-3 26F67	NOT USED	54X16/17 21F08[3]
Focus Coil	NOT USED	NOT USED	NOT USED	NOT USED	NOT USED	NOT USED	NOT USED	NOT USED	NOT USED	NOT USED
Audio Output	12C-23704/-1 24S49	51X166 24S51	12C-23704 12C-24170 24S48	51X174 24S48	12C-25148-1 24S50	12C-23704 24S48	51X176[48] 24S51	12C-23704 24S48	55C306 24S48	51X180 24S60[3]
Choke	16A-23889/-1 26C80	52X95 26C79	16B-25146 26C78	52X95-2 26C79	16B-26438	16B-25146-3 26C78	52X95-4/-5 26C79	16A-23889-1 26C80	56A253[51] 26C77	52X95-2 26C79
Horizontal Oscillator	13M-24086 HS 7	SEE RINGING COIL	12E24440 HS 7	9A2371 HS 7	201-24472-1 HS 7	201-24472 HS 7	9A2371 HS 7	12E-24440 201-24472 HS 7	SEE RINGING COIL	9A2371 HS 7
Horizontal Ringing Coil	13M-24085 HS 8	9A2096 HS 5	13M-24441 HS 8	9A2372 HS 8	201-24473-2 HS 8	201-24473-3 HS 8	9A2372 HS 8	201-24473-1 HS 8	51-2169 HS 4	9A2372 HS 8
Antenna Input (Balun)	31T-426	NOT USED	31T-426 31T-413	31TA-413	NOT USED	NOT USED	31TA-413	105S-25237	NOT USED	
Video IF	31B-257-8[85]	31A-078[91] 17-1003	13A-24203[94] 17-4503[86]	9A2365 17-4534		13A24203 17-4503[86]	9A2365 17-4534	105S-25238[103]	51-2167 17-4534	9A2365 17-4534
Video IF	201-23829 19-1021	9A2230 17-1063	201-23829 19-1021	9A2363 17-4536	13A-25140 17-1064	13A-24224 17-5001	9A2363 17-4536	201-23829 19-1021	51-2168 17-4522	9A2363 17-4536
Video IF	201-24043	9A2230 17-1063	13A-24224 17-5001[3]	9A2364 17-4535	13A-25139 17-1064	13A-24937 17-5003[3]	9A2364 17-4535	201-24043 17-4500[86,44]	50-688 17-5004[3]	9A2364 17-4535
Video IF	13B23887 17-1067	9A2333	13A24937 17-5003[3]	NOT USED	13B-26011	NOT USED	NOT USED	13B-23887	NOT USED	NOT USED
Ratio Det. or Quadrature	201-23727 20-1005	9A2295 17-1033	201-23727 20-1005	9A2367 20-1005	201-23727 20-1005	201-23727 20-1005	9A2367 20-1005	201-23727 20-1005	51B1857 20-1005	9A2367 20-1005
Trap	201-23729 13M-25686 20-1006	9A2074 20-1004	16A-25441 20-1004	9A2366 20-1004	201-23729-1 20-1006	201-23729 20-1006	9A2382 17-3400	201-23729 20-1006	51B1996 20-1020	9A2366 20-1004
Trap	16A-24505 20-1004	9A2321 20-1045	13M-25686 20-1006	9A2369 17-4534	NOT USED	16A-25441 20-1004	9A2369 17-4534	13M-25686[101] 20-1006	NOT USED	NOT USED
1st Sound IF	201-23729 20-1006	9A2201 17-1031[3]	201-23729 20-1006	9A2366 20-1004	201-23729-1 20-1006	201-23729 20-1006	9A2383 17-1026	201-23729 20-1006	51B1996 20-1020	9A2366 20-1004
2nd Sound IF	201-23873 16-3445	9A2323 17-3495	201-23873 16-3445	9A2368 17-3495	201-23873 16-3445	201-23873 16-3445	9A2368 17-3495	201-23873 16-3445	51-2166	9A2368 17-3495
AM IF and FM IF	NOT USED	NOT USED	NOT USED	NOT USED	NOT USED	NOT USED	NOT USED	NOT USED	NOT USED	NOT USED
AM IF and FM IF	NOT USED	NOT USED	NOT USED	NOT USED	NOT USED	NOT USED	NOT USED	NOT USED	NOT USED	NOT USED
Peaking	201-2026[587] 19-3036	36A25[92] 19-3100[89]	16A-22923[95] 19-6022	9A2375 19-3036	201-15608 19-6022	16A-26986 19-1004	9A2375[98] 19-3036	16A-22923[102] 19-6022	51-2102 19-3660	36A12 19-4160
Peaking	16A-22923 19-6022	36A27 19-3300	16A-19365 19-4400	36A12 19-4160	16A-24375 19-3660	16A-27202 19-3250	36A35 19-3075[62]	16A-19365 19-4400	51-2101 19-4400[106]	36A28 19-3300[96]
Peaking	16A19365 19-4400	36A1 19-3100	16A-21391 19-3300	36A28 19-3300[96]	16A-24020 19-3180	16A-27467 19-4400	36A34 19-4400	16A-21391 19-3300	51-2100 19-3180[57]	36A33/38 19-4201[63]
Peaking	16A-21391 19-3300	36A23 19-3100[90]	16A-20970 19-3250	36A33 19-4201[63]	16A-24019 19-3500	16A-27466 19-3075	36A36 19-3100	16A-20970 19-3250	NOT USED	36A22 19-3300
RF Choke	31B-638-1[84] 83-64245 19-3001	31B295[88] 9A2033 19-3001	25A-127-01[93] 19-3001	25A-15401 9A2380 19-3001	16A-26520 19-1004	16A-21701 19-1005	25A-154-01 9A2380 19-3001	107S-25767[100] 19-3001	53A307 19-1006	9A2375 19-3036
Filament Choke	34A-576 34A-575 19-3001	34A-546 34A-575 19-3001	NOT USED	34A-732 19-3001	16A-26520 19-1004	16A-25688 19-1001	34A-732 19-1001	16A-21701 19-1005	53A342 19-1004	9A2380 19-3001

Service notes may be found at the end of the TRUETONE section.

TRUETONE

PART NAME	31	32	33	34	35	36	37	38	39	40
Flyback	55-301 55A333 Fly 146	12E27097[54] Fly 99	53X362/C/G Fly 223	255-400008 Fly 155[112]	TR-24 Fly 154	53X262B/C Fly 223	055-300301 Fly 146	53X366	53X386 53X381 Fly 224	TR-51 Fly 137
Yoke	53-396 241X60016 Y 60	201-27120 Y 16[1]	9A2403 Y 71	253-300003 Y 16[1,44]	L-81A Y 99	9A2403 Y 71	053-300396 Y 60	9A2415 Y 72	9A2452 Y 71	L-149 Y 64
Vertical Output	55-303 55-329 26S85	12E-2715[65] 26S14	51X186/-2 26S22	255-300007 26S733	TR-25A 26S26	51X186/A/-2B 26S22	055-300303 055-100303 26S85	51X191 26S08	51X207 26S22	TR-50A 26S08
Vert. Blocking Oscillator	NOT USED	NOT USED	54X19/-A 26A03	NOT USED	NOT USED	54X19/A 26A03	NOT USED	54X19 26A03	54S19 26A03	NOT USED
Width Coil	NOT USED	NOT USED	9A2381 WC 22	NOT USED	NOT USED	NOT USED	NOT USED	NOT USED	NOT USED	NOT USED
Linearity	NOT USED	NOT USED	NOT USED	NOT USED	NOT USED	NOT USED	NOT USED	NOT USED	NOT USED	NOT USED
Power	NOT USED	NOT USED	53X354-A 26R11	NOT USED	NOT USED	53X345 53X369A 26R11	NOT USED	NOT USED	NOT USED	TR-52A 26R123
Filament	NOT USED	NOT USED	NOT USED	NOT USED	NOT USED	54X20 21F21[3]	NOT USED	NOT USED	NOT USED	NOT USED
Focus Coil	NOT USED	NOT USED	NOT USED	NOT USED	NOT USED	NOT USED	NOT USED	NOT USED	NOT USED	NOT USED
Audio Output	55-306/C306 55A318 24S48	12C-23704-2 26S49	51X185 24S48	255/300005 24S48	AT-18 24S54	51X76 24S51	255-100012 24S48	51X185 24S48	51X206 24S48	AT-50 24S48
Choke	56A250 56A264 26C77	16B-25146-3 26C78	52X95-6/-9 26C79	256-200008 26C43	FC-5 26C79	52X95-5/-10 26C79	256-200002 26C92	52X95-7 26C79	52X95-11 26C79	FC-18 26C79
Horizontal Oscillator	SEE RINGING COIL	12E-26993 HS 7[3]	9A2371 HS 7	SEE RINGING COIL	L-119A HS 9	9A2371 HS 7	051-202169 HS 5	9A2416 HS 7	9A2371 HS 7	SEE RINGING COIL
Horizontal Ringing Coil	51-5169 HS 4	13M-26992 HS 8[3]	9A2372 HS 8	051-202169 HS 5	NOT USED	9A2372 HS 8	NOT USED	9A2372 HS 8	9A2372 HS 8	L-156 HS 5
Antenna Input (Balun)		108S-27617						9A2417		
Video IF	51-2167 17-4534	13A-26998 17-4500[3,86]	9A2389 9A2369 17-4534	051-202167 17-4534	L-82 17-4534	9A2365 17-4534	051-202167 17-4534	9A2365 17-4534	9A2436 17-4500	L-150
Video IF	51-2168 17-4522	13A-26994 17-4522	9A2365[111] 17-4534	251-100006	L-103 17-5002	9A2363 17-4536	051-202168	9A2363 17-4536	9A2444	L-151 17-5004
Video IF	50-688 17-5004[3]	13A-26995	9A2363 17-4536	050-200688	L-84 17-4514	9A2414 17-4535	050-200688	9A2414 17-4535	9A2435 17-4514	L-152
Video IF	NOT USED	NOT USED	9A2364[111] 9A2414 17-4535	NOT USED	NOT USED	9A2370 17-4514	NOT USED	9A2370 17-4514	NOT USED	NOT USED
Ratio Det. or Quadrature	251A002 51A1857 20-1005	13M-26988 20-1005[3]	9A2367 20-1005	051-201857 20-1005	L-110 17-1031	9A2367 20-1005	051-201857 20-1005[3]	9A2367 20-1005	9A2367 20-1005	L-110A 17-1031[10]
Trap	51B1996 20-1020	13M-26979	9A2366 20-1004	251-100008 20-1020	L-89 20-1004	9A2369 20-1045	051-201996 20-1020	9A2369 20-1045	9A2366 20-1004	L-161-1
Trap	NOT USED	16A-26991 17-3401[3]	NOT USED	251-200006 20-1020		9A2382 9A2413 17-3400		9A2366 20-1004		L-154
1st Sound IF	51B1996 20-1020	13M-26979	9A2400 17-1026	251-100008 20-1020	L-90 17-3400	9A2383 17-1026	051-201996 20-1020	9A2400 17-1026	9A2434 17-1026	L-154
2nd Sound IF	51-2166	201-23873-1 16-3445	9A2434 17-1026	051-202166	L-80A 20-1020	9A2368 17-3495	051-202166	NOT USED	NOT USED	L-155
AM IF and FM IF	NOT USED	NOT USED	NOT USED	NOT USED	NOT USED	NOT USED	NOT USED	NOT USED	NOT USED	NOT USED
AM IF and FM IF	NOT USED	NOT USED	NOT USED	NOT USED	NOT USED	NOT USED	NOT USED	NOT USED	NOT USED	NOT USED
Peaking	51-2102 19-3660	16A-27202[108] 19-3250	36A22 19-3300[68]	251-100003 19-3660	L-66A 19-3500	36A40 19-4073[56]	051-102102	36A12 19-4160	36A22 19-3300[68]	L-162
Peaking	51-2101 19-4400[106]	16A-27467 19-4400	36A28 19-4400[96]	251-100004	L-88 19-5100	36A42	NOT USED	36A36 19-3100	36A27 19-3300	L-163
Peaking	51A2184 19-3160[107]	16A-27466 19-3075	36A12 19-4160[68]	251-100005 19-3160[81]	NOT USED	36A41 19-3100[90]	051-102101 19-4400	36A43 19-3160[106]	36A45 19-3275	NOT USED
Peaking	NOT USED	16A26986 19-1004	36A33 19-3250[63]		NOT USED	36A43 19-3160[106]	051-102184 19-3160[107]	36A2 19-3180	NOT USED	NOT USED
RF Choke	53A307 19-1006	16A26520 19-1004	9A2380 19-3001	053-100342	NOT USED	9A2380 19-3001	NOT USED	9A2380 19-1001	NOT USED	L-160 19-1005
Filament Choke	53-342 19-1004	16A36985 19-1001								L-164 19-1001

Service notes may be found at the end of the TRUETONE section.

PART NAME	41	42	43	44	45	46	47	48	49	50
Flyback	53X372 Fly 146	53X382/A Fly 226	TR-51/A TR-73 Fly 137	53X389 Fly 225	TR-53A Fly 17547	53X390 Fly 244	TR-57 Fly 14953	53X398/A/C Fly 146	53X400/A	53X399 Fly 225
Yoke	9A2423 Y 76	9A2453 9A2476 Y 72	L-149B/-192 L-177/-174/B Y 64	9A2458/B 9A2482 Y 71	L-118D Y 99	9A2477 Y 72	L-135A Y 100	9A2485/-1D/-2B Y 73	9A2484/-1 Y 72	9A2482/-1A Y 71
Vertical Output	51X193 26S85	51X209 26S07	TR-50A/B TR-77A 26S08	51X207/-1A 26S22	TR-26C 26S72	51X191-2 26S08	TR-36A 26S85	51X193-2/-3 26S85	51X209 51X223-1 26S07	51X207/-1A 26S22
Vert. Blocking Oscillator	NOT USED	54X19 26A03	NOT USED	NOT USED	NOT USED	NOT USED	NOT USED	NOT USED	NOT USED	NOT USED
Width Coil	NOT USED	NOT USED	NOT USED	NOT USED	NOT USED	NOT USED	NOT USED	NOT USED	NOT USED	NOT USED
Linearity	NOT USED	NOT USED	NOT USED	NOT USED	NOT USED	NOT USED	NOT USED	NOT USED	NOT USED	NOT USED
Power	NOT USED	53X383 26R106	TR-52A52 26R123	NOT USED	NOT USED	NOT USED	NOT USED	NOT USED	53X383/A81 26R106	80B74-1 80C74-1
Filament	NOT USED	NOT USED	NOT USED	NOT USED	NOT USED	NOT USED	NOT USED	NOT USED	NOT USED	NOT USED
Focus Coil	NOT USED	NOT USED	NOT USED	NOT USED	NOT USED	NOT USED	NOT USED	NOT USED	NOT USED	NOT USED
Audio Output	51X192 24S48	51X208 24S48	AT-5241 24S53	51X206/A 24S48	AT-52 24S53	51X206/A 24S48	AT-32 24S48	51X192-2/-3/-4 24S48	51X20897 51X206-4 24S48	51X206B 24S48
Choke	52X102 26C79	52X104 26C78	FC-5/A/B FC-18/A 26C79	52X95-11 26C79	FC-5A 26C79	52X104-2 26C78	FC-9 26C77	52X102-2/-3 26C79	52X104-1A 52X112-1 26C78	52X95-12 26C79
Horizontal Oscillator	SEE RINGING COIL	S-3BA1003 9A2481 HS 7	L-156 HS 5	9A2466 9A2481 HS 7	L-156 HS 5	9A2481 HS 7	L-132A HS 5	9A2487 HS 5	9A2481104 HS 7	9A2481 HS 7
Horizontal Ringing Coil	9A2430 HS 5	9A2372 HS 8	NOT USED	9A2372 HS 8	NOT USED	9A2372 H 8		9A2515 HS 16	9A23772 HS 8	9A23772 HS 8
Antenna Input (Balun)										
Video IF	9A2427 17-4534	9A2365 17-4534	L-150	9A2444	L-150	9A2436 17-4500	L-179 17-5003	9A2390	9A2365 17-4534	9A2444
Video IF	9A2444	9A2363 17-4536	L-152	9A2435	L-103 17-5002	9A2483	L-170	9A2486	9A2370 17-4514	9A2435
Video IF	9A2428	9A2414 17-4535	L-103 17-5002	9A2436 17-4500	L-165 17-5003	9A2444	L-171	9A2417	9A2363 17-4536	9A2436 17-4500
Video IF	NOT USED	9A2370 17-4514	L-165 L-179 17-5003		L-152	NOT USED	NOT USED	9A2436 17-4500	9A2414 17-4535	9A2367 20-1005
Ratio Det. or Quadrature	9A2426 20-1005	9A2367 20-1005	L-110A/B 17-1031 10	9A2367 20-1005	L-110A 17-1031 10	9A2367 20-1005	L-110A 17-1031 10	9A2367 20-1005	9A2367 20-1005	9A2367 20-1005
Trap	NOT USED	9A2369 20-1045	L-103 17-5002	NOT USED	NOT USED	NOT USED	NOT USED	9A2366 20-1004	9A2461	NOT USED
Trap	NOT USED	9A2074 20-1004	NOT USED	9A2366 20-1004	NOT USED	9A2366 20-1004	L-154	9A2504 20-1004	9A2074 9A2366 20-1004	9A2366 20-1004
1st Sound IF	9A2429	9A2434 17-1026	L-154	9A2434 17-1026	L-154	9A2434 17-1026	L-154	9A2434 17-1026	9A2434 17-1026	9A2434 17-1026
2nd Sound IF	9A2425 20-1020 86	9A2368 17-3495	L-167	NOT USED	L-167	NOT USED	L-167	NOT USED	9A2368 17-3495	NOT USED
AM IF and FM IF	NOT USED	NOT USED	NOT USED	NOT USED	NOT USED	NOT USED	NOT USED	NOT USED	9A2508 16-6758	NOT USED
AM IF and FM IF	NOT USED	NOT USED	NOT USED	NOT USED	NOT USED	NOT USED	NOT USED	NOT USED	9A2491 16-6758	NOT USED
Peaking		36A2 19-3180	L-162	36A22 19-330068	L-162	9A2375 19-3036	L-128	36A22 19-3300	9A2375 19-3036	9A2375 19-3036
Peaking		36A16 19-3075	L-163	36A27 19-3300	L-163	36A50 19-3250	L-127	36A19 19-3125	36A34 19-3375	36A22 19-330068
Peaking		36A49 19-4201	NOT USED	36A45 19-3275	NOT USED	36A19 19-3125	L-126	36A28 19-3300	36A16 19-3075	36A27 19-3300
Peaking		36A2 19-3180	NOT USED		NOT USED	36A44 19-4201		NOT USED	36A49 19-4201	36A45 19-3275
RF Choke				9A2380 19-1001						
Filament Choke										

Service notes may be found at the end of the TRUETONE section.

TRUETONE

PART NAME	51	52	53	54	55	56	57	58	59	60
Flyback	53X397A Fly 244	TR-53 Fly 175[105]	53X398/F Fly 146	53X408/A	53X413/A/-2A 53X412-2	53X397-2 Fly 244	TR-79	TR-73 Fly 137	TR-83	113382
Yoke	9A2477-1B/-1C Y 72	L-178A Y 99	9A2485-1 9A2544-1 Y 73	9A2522/-1 Y 104	9A2514-2 Y 74	9A2477-1/C/-2 Y 72	L-197 Y 101	L-200 Y 64	L-263 L-209 Y 105[44]	109457 Y 107
Vertical Output	51X224/-1 26S07[3]	TR-26B 26S72	51X193-2[110] 26S85	51X229-1/A 26S30	51X207-2/A 26S22	51X223-3 26S07	TR-78 26S85	TR-77 26S07	TR-78B 26S85	113390 26S86
Vert. Blocking Oscillator	NOT USED	NOT USED	NOT USED	NOT USED	NOT USED	NOT USED	NOT USED	NOT USED	NOT USED	NOT USED
Width Coil	NOT USED	NOT USED	NOT USED	NOT USED	NOT USED	NOT USED	NOT USED	NOT USED	NOT USED	NOT USED
Linearity	NOT USED	NOT USED	NOT USED	NOT USED	NOT USED	NOT USED	NOT USED	NOT USED	NOT USED	112875
Power	NOT USED	TR-63 26R127	NOT USED	NOT USED	53X415/-A[114] 26R106	NOT USED	NOT USED	TR-80	TR-89	113383
Filament	NOT USED	NOT USED	NOT USED	NOT USED	NOT USED	54X24	NOT USED	NOT USED	NOT USED	
Focus Coil	NOT USED	NOT USED	NOT USED	NOT USED	NOT USED	NOT USED	NOT USED	NOT USED	NOT USED	NOT USED
Audio Output	51X206/B/C 24S48	AT 63 24S64	51X192-4 24S48	51X192-2 24S48	51X192-4[114] 24S48	51X192-5 24S48	SPK-135 24S53	AT-52A[115] 24S53	AT-78 24S48	112822 24S114
Choke	51X104-2/-3 26C78	FC-5 26C79	52X102-4 26C79	52X102-2 26C79	52X95-13 26C79	52X112-1/-3 26C78	FC-23 26C81	FC-5 FC-18 26C79	FC-23A 26C78	112829 26C81
Horizontal Oscillator	9A2487 HS 5	L-156 HS 5	9A2515 HS 16	9A2513B HS 5	9A2515 HS 16	9A2515/B HS 16	L-132A HS 5	L-156 HS 5	L-202 HS 16	112866
Horizontal Ringing Coil	NOT USED	NOT USED	NOT USED	NOT USED	NOT USED	NOT USED	NOT USED	NOT USED	NOT USED	NOT USED
Antenna Input (Balun)										
Video IF		L-150	9A2528/47	9A2444	9A2541	9A2541	L-196/195	L-196/195	L-265 17-5002[83]	109252 17-3418
Video IF	9A2497A	L-152	9A2525/45	9A2497B	9A2540	9A2540	L-150/152	L-150/152	L-266 17-5010	113547
Video IF	9A2436 17-4500	L-103 17-5002	9A2530/25	9A2436 17-4500	9A2539	9A2539	L-165 17-5003	L-165 17-5003	L-208	112879
Video IF	NOT USED	L-165 17-5003	NOT USED	NOT USED	9A2542	9A2542	L-103 17-5002	L-103 17-5002	L-204	112871
Ratio Det. or Quadrature	9A2367 20-1005	L-110B 17-1031[10]	9A2526	9A2367 20-1005	9A2526	9A2526	L-110 17-1031[10]	L-110 17-1031[10]	L-206A	106383 20-1050
Trap	NOT USED		NOT USED	9A2366 20-1004	NOT USED		NOT USED	NOT USED	L-207	109255
Trap	9A2366 20-1004	L-154	9A2529	9A2434 17-1026	9A2529	9A2529	L-188 L-154		L-203	105295
1st Sound IF	9A2434 17-1026	L-154	9A2527 17-1075	9A2434 17-1026	9A2527 17-1075	9A2527 17-1075	L-167		L-203	109261 20-1052
2nd Sound IF	NOT USED	L-167	NOT USED	NOT USED	NOT USED	NOT USED	NOT USED	NOT USED	L-205	112870
AM IF and FM IF		LI-19 16-6758	NOT USED	NOT USED	9A2508 16-6758	9A2508-001 9A2577-001 16-6758	NOT USED	NOT USED	NOT USED	NOT USED
AM IF and FM IF		LI-19 16-6758	NOT USED	NOT USED	9A2491 16-6758	9A2491-001 9A2578-001 16-6758	NOT USED	NOT USED	NOT USED	NOT USED
Peaking	36A52 19-3375	L-128	36A94-1 19-4201	36A5 19-3660	36A94-8	36A94-8	NOT USED	NOT USED	L-128A	113404 19-3660
Peaking	36A2 19-3180	L-126	36A94-2 19-3660	36A2 19-3180	36A94-9 19-3300	36A94-9 19-3300	NOT USED	NOT USED	L-127A	101819 19-3036
Peaking	36A51 19-3375	L-127	36A94-3 19-3330	36A52 19-3375	36A94-9 19-3300	36A94-9 19-3300	NOT USED	NOT USED	L-126A	103037 19-3375
Peaking	36A12 19-4160			36A12 19-4160	36A94-10 19-4201	36A94-10 19-4201	NOT USED	NOT USED		113388 19-3600
RF Choke										
Filament Choke										

Service notes may be found at the end of the TRUETONE section.

1 May require use of original network.
2 B18A-16702, C18A-16473 used in some models - no replacement.
3 Mounting difference.
4 9A2082 used in model D1998B - no replacement.
5 53X300 used in models D1998B - no replacement; 53X286 used in radio chassis D1994 replaced by 22R06.
6 51X139 used in models D1991/93/A/B, 1997A/98A, 2050A replaced by 24S52.
7 Fabricate mounting bracket.
8 Mount in original can.
9 53X315 used in model 2D1089B - no replacement.
10 Parallel with 100K resistor.
11 Use schematic #3 & 5A packaged with unit.
12 Used in model 2D1088A only.
13 Use high current 5 volt winding and high secondary tap.
14 9A2388/-1B used in a few models replaced by Y-71.
15 53X290 used in radio 2D1094A replaced by 26R38[3]; 53X291 used in radio chassis 2D1093A replaced by 22R38[3].
16 51X134 used in radio chassis 2D1093A/94A replaced by 24S48.
17 201-19817/-1/-3, C12M-19407/-2 all replaced by Fly-36; C201-19269, C201-18843 used in models 2D1095/A, 2D2052 - no replacement.
18 201-19490/-1, C201-19250 also replaced by Y-5[1].
19 Connect as autoformer.
20 Use original slug or remount thru chassis.
21 13M-20052/-19499, A13M-19320/-18962 used in all models except 2D2149A/2219A - no replacement.
22 9A2274, 9A2261, 9A2332-2 also replaced by Y-7[1].
23 51X134 used in radio chassis replaced by 24S48.
24 53X331 late production of 2D1430A/1330A/2433A replaced by 26R20; 53X333 used in model 2D1331A/B/C/D, 2D2334A, 2D1345A replaced by 26R34.
25 51X159 early production replaced by 26S73.
26 53X332 used in late production replaced by 26R89.
27 Original terminals 7 - 6 - 5 - 3 - 2 - 1 If insufficient width, connect
New terminals 9 - 7 - 5 - T - 3 - 1 .005MFD (600V) across terminals #T & #3.
28 520489 used in model 2D1354 replaced by Fly-5 (WC-20) - use schematic #3 & 5A packaged with unit.
29 520942 used in models 2D1352A, 2D2353 series replaced by Y-7[1].
30 508667 used in models 2D1359A replaced by WC-20 (Connect #3 & #4 of WC-20 to flyback - #1 & #2 to AGC and AFC).
31 Used in some models.
32 520951 used in models 2D1352A, 2D1353 series - no replacement.
33 52175 used in model 2D1359A - no replacement.
34 Use schematic #1 packaged with unit when replacing 55C133, use schematic #2 packaged with unit when replacing 55C144.
35 53A180 used in model D1090 replaced by Y-3.
36 52C185 used in model D1090 replaced by 26R64.
37 91T4 used in models 2D2301A/2302A replaced by 24S51[3].
38 Connect same as original except connect original #7 to new #5, and connect 56MMFD in series with original #6 and connect to new #5.
39 Connect to #3 & #4 of WC-20.
40 201-23744, 201-24056, 201-24748, 201-25566 all replaced by Y-5[1].
41 AT-50/A used in 2DC3140A/3246A/47A/48A/49A/60/61 replaced by 24S48.
42 Insulate width sleeve, loosen and rotate core clamp to duplicate original.
43 Connect same as original except connect original terminal #4 to new #8.
44 Mount and connect same as original.
45 Requires new centering device.
46 Use 5:1 turns ratio.
47 Original terminals 5 - 4 - 6 - 7 - 8 - 2 - 1
New terminals 5 - 6 - 7 - 8 - 3 - 2 - 1
48 51X181 used in some models replaced by 24S60.
49 55-308 used in chassis 2011 - no replacement.
50 Connect terminal #1 to plate of Vertical Output tube, #2 to B plus, #7 to #6 of yoke, #10 to yoke #4.
51 56A251 used in chassis 2011 - no replacement.
52 TR-52B used in a few models replaced by 26R51[3].
53 Original terminals 5 - 6 - 7 - 8 Use original mounting
New terminals 1 - 2 - 3 - 4 brackets.
54 12E-27149-1 used in model 2D2725A replaced by Fly-98, 55D317 used in chassis 21T59/58/55B, 24T11B - no replacement.
55 12E-27189 used in model 2D2725A replaced by 26S52.
56 Parallel coil with 3,3K resistor.
57 Parallel coil with 47K resistor.
58 B-13M-16001 replaced by 17-3488.
59 A-16B-16023, A-201-15608, A-201-15609, A-201-16379 replaced by 19-3001; A-201-16158 replaced by 19-4250; A-16A-16637 replaced by 19-1000; B16A-13524 - no replacement.
60 9A1970 replaced by 17-3487.
61 Disregard center tap.
62 Parallel coil with 4.7K resistor.
63 Parallel coil with 2.2K resistor.
64 9A2089 replaced by 19-3180[63].
65 9A2087 replaced by 19-3125.
66 A-16A-19366 replaced by 19-3250; A-16A-17190 - no replacement. 16A-18676, 16B16023 replaced by 19-1002; 16A-19485 replaced by 19-3250; 16A-19486 replaced by 19-4400, 16A19818 replaced by 19-6022.
67 9A2167, 9A2226 replaced by 17-1002.
68 Parallel coil with 22K resistor.
69 36A8 replaced by 19-3180[57]; 36A2 replaced by 19-3180; 36A5 replaced by 19-3036.
70 9A2161 replaced by 17-3488.
71 9A2033 replaced by 19-3001; 31B-239 replaced by 19-1005; 9A1979 replaced by 19-3036; 36A16 replaced by 19-3075[73]; 31B-230 replaced by 19-1005.
72 31A-076 replaced by 19-1020; 9A2113 replaced by 14-1073.
73 Parallel coil with 1.5K resistor.
74 36A13 replaced by 19-3180[56].
75 9A2295 replaced by 17-1033.
76 16A-21656 replaced by 19-3001; 201-15608 replaced by 19-6022; 16A-18676 replaced by 19-1002; 16A-20469 replaced by 19-3001; 16A-20470 replaced by 19-3100; 201-20265 replaced by 19-3036.
77 520520 replaced by 19-3001; 520715 replaced by 19-3036; 507367 replaced by 19-3036; 520985 replaced by 19-3360; 521835 replaced by 19-3001.
78 521977 replaced by 17-1062; 520979 replaced by 17-1064.
79 520984 replaced by 19-3160; 520986 replaced by 19-3660.
80 522020 replaced by 19-1004.
81 Parallel coil with 15K resistor.
82 Parallel coil with 220ohm resistor.
83 Disregard secondary winding.
84 16A-20970 replaced by 19-3250; 16A-18676 replaced by 19-1002; 16A-24090 replaced by 19-1005; 16A-21701 replaced by 19-1005; 39-12676-1 replaced by 19-3001.
85 13A-24203 replaced by 17-4503[86], 13A24224 replaced by 17-5001[3], 31U-502 - no replacement, 13C-24963 replaced by 20-1020, 105S-25238 - no replacement, 201-24749 replaced by 20-1004.
86 Add capacitor externally.
87 16A-22427 replaced by 19-1004; 16A-24375 replaced by 19-3660, 25A-127-01 replaced by 19-3001; 105S-25237 replaced by 19-3001, 16A-24090 replaced by 19-1005.
88 31B-230 replaced by 19-1005; 36A12 replaced by 19-4160; 36A2 replaced by 19-3180; 34A-704 replaced by 19-3001.
89 53X404 used in AM-FM radio chassis 8A54 replaced by 24R57, 53X383-2 used in a few models - no replacement.
90 Parallel coil with 470 ohm resistor.
91 9A2316 - no replacement; 9A2317 replaced by 17-5003; 9A2318 replaced by 17-5004.
92 36A10 replaced by 19-4060, 36A22 replaced by 19-3300; 16A21701 replaced by 19-1005.
93 201-20265 replaced by 19-3036, 16A-24090 replaced by 19-1005.
94 31U-502, 13B-23887, 201-24043 - no replacement.
95 16A-2247 replaced by 19-1004, 16A-24998 replaced by 19-3125, 16A-24020 replaced by 19-3160, 16A-24019 replaced by 19-3500.
96 Parallel coil with 6.8K resistor.
97 51X220-4 used in AM-FM Radio Chassis 8A54 replaced by 24S92.
98 36A1 replaced by 19-3100, 36A12 replaced by 19-4160, 36A37 replaced by 19-3250[99].
99 Parallel coil with 8.2K resistor.
100 201-20265 replaced by 19-3036, 16A-24090 replaced by 19-1005.
101 16A-25441 replaced by 20-1004.
102 107S-25758 replaced by 19-3001, 16A-25688 replaced by 19-1001, 16A-22427 replaced by 19-1004.
103 13A-24203 replaced by 17-4503[86], 13A-24224 replaced by 17-5001[3], 13A-24937 replaced by 17-5003[3].
104 9A2513 used in models 2DC1330A/32A/34A/60A replaced by HS-5.
105 Original terminals 4 - 5 - 6 - 7 - 8 - 2 - 1
New terminals 5 - 6 - 7 - 8 - 3 - 2 - 1
106 Parallel coil with 3.9K resistor.
107 Parallel coil with 27K resistor.
108 16A-26987 replaced by 19-1005, 13M-27404 replaced by 19-7047, 13M-27405 replaced by 19-4215.
109 53X340/A used in model 2D2431C replaced by 26R56.
110 51X223-1 replaced by 26S07
51X233-1 replaced by 26S23
111 9A2370 - no replacement, 9A2370 replaced by 17-4514, 9A2436 replaced by 17-4500, 9A2444 - no replacement, 9A2435 replaced by 17-4514[3].
112 Original terminals 7 - 4 - 3 - 1
New terminals 8 - 6 - 5 - 4.
113 53X0419-001 (53X419-1) used in 2DC1535A/45A - no replacement.
114 51X220-4 used in stereo models replaced by 24S92
53X404/B used in stereo models replaced by 26R47.
115 AT-75 replaced by 24S64.

VIDEO PRODUCTS

PARTS LIST

MFR'S. PART	REPLACEMENT
EL-101	17-1002
EL-102	20-1004
EL-104	17-1011
EL-105	17-1013
EL-106	19-3250
EL-107	19-4122
EL-108	19-3093
EL-111	19-3001
EL-113	26C93
EL-114C	FC-4
EL-120	17-1020
EL-121	17-1005
EL-122	17-1006
EL-126	WC-16
EL-127	WC-16
EL-138	Y-6
EL-152	16-3445
EL-153	17-3497
EL-154B	26C43
EL-158	19-3250
EL-160	WC-22
EL-161	17-1063
EL-162	17-1004
EL-163	17-1063
EL-164	20-1006
EL-167	19-3125
EL-171	17-1068
EL-172	19-6022
EL-173/B	Y-10
EL-175	17-1031
EL-181	
EL-182	20-1006
EL-183	20-1006
EL-184	20-1004
EL-474	19-3001
ET-100	HS-1
ET-100B	HS-3
ET-101B	26R75
ET-102	24A88
ET-103	26S53
ET-105	24S50A
ET-106	Fly-ET106
ET-109-2	24S51
ET-110	26S51
ET-111-2	26R72
ET-112A	Fly-24[1,2]
ET-112D	Y-6
ET-115	24A87
L-1033	26C93

MODEL INDEX

MODEL	COLUMN NUMBER
530-DX	1
630-DXC	2
630-DX24C	2
630-K3C	2
630-K24C	2

PART NAME	1	2		
Flyback	ET-112A Fly-24[1,2]	ET-106 Fly-ET106		
Yoke	EL-173/B Y-10	ET-112D EL-138 Y-6		
Vertical Output	ET-110 26S51	ET-103 26S53		
Vert. Blocking Oscillator	ET-115 24A87	ET-102 24A88		
Width Coil	EL-181	EL-127 WC-16		
Linearity	EL-160 WC-22	EL-126 WC-16		
Power	ET-111-2 26R72	ET-101B 26R75		
Filament	NOT USED	NOT USED		
Focus Coil	EL-114C FC-4	EL-114C FC-4		
Audio Output	ET-109-2 24S51	ET-105 24S50A		
Choke	EL-154B 26C43	EL-113 L-1033 26C93		
Horizontal Oscillator	ET-100B HS-3	ET-100 HS-1		
Horizontal Ringing Coil	NOT USED	NOT USED		
Antenna Input (Balun)	NOT USED	NOT USED		
Video IF	EL-163 17-1063	EL-120 17-1020		
Video IF	EL-162 17-1004	EL-101 17-1002		
Video IF	EL-161 17-1063	EL-121 17-1005		
Video IF	EL-171 17-1068	EL-122 17-1068		
Ratio Det. or Quadrature	EL-153 17-3497	EL-105 17-1013		
Trap	EL-184 20-1004	EL-102 20-1004		
Trap	EL-183[3] EL-164 20-1006	NOT USED		
1st Sound IF	EL-175 17-1031	EL-104 17-1011		
2nd Sound IF	EL-152 16-3445	EL-104 17-1011		
AM IF and FM IF	NOT USED	NOT USED		
AM IF and FM IF	NOT USED	NOT USED		
Peaking	EL-172 19-6022	EL-107 19-4122		
Peaking	EL-167 19-3125	EL-106 19-3250		
Peaking	EL-168 19-3180	EL-108 19-3093		
Peaking	EL-158 19-3250	EL-107 19-4122		
RF Choke	EL-172 19-6022	19-3036		
Filament Choke	EL-474 19-3001	EL-111 19-3001		

SERVICE NOTES

1 Mounting difference.
2 Original lugs 7 & 5-6-8
new lugs 7-3-1
3 EL-182 replaced by 20-1006.

WELLS GARDNER

PARTS LIST

USE THIS PAGE if PART NUMBER is available.

MFR'S. PART	REPLACEMENT
9A1976	WC 11
9A1979	19-3036
9A1986	17-1011
9A2033	19-1000
9A2049	17-1013
9A2055	17-1005
9A2057	HS 3
9A2071	17-1002
9A2073	
9A2074	20-1004
9A2075	WC 11
9A2076	17-1020
9A2080	Y 7
9A2081	
9A2096	HS 5
9A2106	Y 3
9A2107	
9A2111	WC 14
9A2147	
9A2149	Y 5
9A2165	17-1006
9A2166	17-1005
9A2167	17-1002
9A2168	17-1031[5]
9A2169	
9A2170	17-3495
9A2171	17-1033
9A2172	WC 16
9A2183	WC 15[1]
9A2194	Y 7
9A2201	17-1031[5]
9A2225	19-1021

MFR'S. PART	REPLACEMENT
9A2226	17-1002
9A2230	17-1063
9A2255	Y 7
9A2256	Y 6
9A2261	Y 7
9A2262	WC 22
9A2269	17-1033
9A2273	HS 5
9A2274	Y 6
9A2292	WC 18
9A2293	WC 22
9A2294	HS 3
9A2295	17-1033
9A2296	HS 5
9A2316	
9A2317	17-5003
9A2318	17-5001
9A2319	17-5001
9A2321	20-1045
9A2323	17-3495
9A2327-2	Y 4[3,12]
9A2333	
9A2334-1	Y 4[3,12]
9A2334-3	Y 4[3,12]
9A2336	20-1004
9A2363	17-4536
9A2364	17-4535
9A2365	17-4534
9A2366	20-1004
9A2367	20-1005
9A2368	17-3495
9A2369	20-1045

MFR'S. PART	REPLACEMENT
9A2370	17-4514
9A2371	HS 7
9A2372	HS 8
9A2373-1	Y 76
9A2375	19-3036
9A2380	19-1001
9A2381	WC 22
9A2382	17-3401
9A2383	17-1026
9A2385	Y 76
9A2387/-1B	Y 71
9A2388/-1B	Y 71
9A2389	17-4534
9A2390	
9A2391	
9A2400	17-1026
9A2403	Y 71
9A2413	17-3400
9A2414	17-4535
9A36A35	19-3093[32]
9A3612	19-4160
31A078	
31B295	
31B638-1	
31T413	15-1082
34A575	
34A732	
36A1	19-3100[33]
36A2	19-3180
36A10	19-4060
36A11	19-4500

MFR'S. PART	REPLACEMENT
36A12	19-4160
36A13	19-3180
36A16	19-3075[25]
36A17	19-3160[28]
36A19	19-3100
36A21	19-3125[27]
36A22	19-3300
36A23	19-3100
36A25	19-3100
36A27	19-3300
36A28	19-4400[27]
36A29	19-3180[30]
36A30	19-3075
36A33	19-3250[31]
36A34	19-4400
36A36	19-3100
36A37	19-3250[33]
36A38	19-4201[36]
36A39	19-3250
36A40	19-4073[32]
36A41	19-3100[35]
36A43	19-3160[32]
51X146	24S52
51X147	26S51
51X149	26S52
51X150A	24S51
51X150H	24S51
51X151	26S52
51X156	26S54
51X165	26S49

MFR'S. PART	REPLACEMENT
51X166	24S51
51X167	24S51
51X168	26S25
51X173	26S22
51X173A	26S22
51X174	24S51
51X176	24S51
51X180	24S60[5]
51X181	24S60
51X185	24S94
51X186	26S22
51X186B	26S22
52X88	26C93
52X90	26C93
52X91	26C93
52X94	26C93
52X95	26C79
52X95-2	26C79
52X95-4	26C79
52X95-5	26C79
52X95-6	26C79
53X298	26R15[5,7]
53X302	26R95
53X303	
53X307	Fly 5[5,6]
53X308	26R95
53X315	
53X318	26R95
53X319	Fly 169
53X320	Fly 169

MFR'S. PART	REPLACEMENT
53X324	26R93
53X325	26R92
53X326	Fly 37
53X328	Fly 37
53X330	Fly 37
53X331	26R24
53X333	26R34
53X336	26R58
53X337	Fly 24[14]
53X338	Fly 24[14]
53X339/A	26R56
53X340/A	26R56[18]
53X342	Fly 37[16]
53X347	Fly 37[16]
53X350	Fly 202
53X354	26R11
53X354A	26R11
53X355	Fly 203
53X359A	Fly 202
53X362	Fly 223
53X362C	Fly 223
54X5	26A03
54X7	26A03
54X8	26A03
54X9	26A03
54X10	26A03
54X16/17	21F08[5]
54X19	26A03
54X19-A	26A03
54X20	21F21[5]

MODEL INDEX

MODEL	COLUMN NUMBER
9T25A/B	3
9T26A/B	3
30T14-056	5
38T12-058	4
39T18A-062	5
39T25A/B-192	1
39T26A/B-170	1
239T26A/B-172	1
317GS34C-218/220	1
317GS34C-278	1
321A59C-A-504/554	9
321A59CT-A-504/554	9
321A59U-A-504/554	9
321A59UT-A-504/554	9
321A61C-A-522	9
321A61U-A-522	9
321A61C-A-578	9
321A61U-A-578	9
321A62U-A-612	11
321A62U-A-672	11
321A62U-C-612	11

MODEL	COLUMN NUMBER
321A62U-C-672	11
321A62U-D-612	11
321A62U-D-672	11
321A63-B-622	10
321A63U-B-622	10
321A63-B-678	10
321A63U-B-678	10
321AM49-A-436/470	8
321AM50-A-432/486	8
321AM51-A-432/486	8
321AM54-A-436/470	8
321AM55-A-432-1	8
321AM55-A-486-2	8
321AM56-A-432-1	8
321AM56-A-486-2	8
321AM57-A-436-1	8
321AM57-A-470-1	8
321AM58 Series	8
321AS57-A-436-1	8
321AS57-A-470-1	8

MODEL	COLUMN NUMBER
321AS58 Series	8
321GM44-A-462/64	7
321GM44-B-462/64	7
321GM47-486	6
321MS31C-222/224	1
321MS31C-272/274/276	1
321MS31C-280/282/284	1
321MS31C-296	1
321MS31-35A6-386-1	2
321MS39-322	2
321MS39-372-2	2
321MS39-376-1	2
321MS39-35A6-386	2
321N62-A-612	11
321N62-A-672	11
321N62-C-612	11
321N62-C-672	11
321N62-D-612	11
321N62-D-672	11
321N62U-A-672	11

MODEL	COLUMN NUMBER
321N62U-C-672	11
321N62U-D-672	11
321N72-A-3730	14
321N72-A-3791	14
321N73-A-3701	12
321N73-A-3750	12
321N73-A-3762	12
321N73-A-3791	12
321N74-A-3768	13
324A59C-A-576	9
324A59CT-A-576	9
324A59U-A-576	9
324A59UT-A-576	9
1321MS31C-296	1
2321A59C-A-508/556	9
2321A59CT-A-508/556	9
2321A59U-A-508/556	9
2321A59UT-A-508/556	9
2321A61C-A-580	9
2321A61U-A-580	9

MODEL	COLUMN NUMBER
2321A62U-A-614	11
2321A62U-A-674	11
2321A62U-C-614	11
2321A62U-C-674	11
2321A62U-D-614	11
2321A62U-D-674	11
2321A63-B-680	10
2321A63U-B-680	10
2321AM49-A-438/494	8
2321AM50-A-488-1	8
2321AM51-A-488	8
2321AM54-A-438/494	8
2321AM55-A-488-2	8
2321AM56-A-488-2	8
2321AM57-A-438-1	8
2321AM57-A-494-1	8
2321AS57-A-438-1	8
2321AS57-A-494-1	8
2321GM47-488	6
2321MS31-35A6-388-1	7

MODEL	COLUMN NUMBER
2321MS39-324/370	2
2321MS39-396-1	2
2321N62/U-A-614	11
2321N62/U-A-674	11
2321N62-C-614	11
2321N62-C-674	11
2321N62-D-614	11
2321N62-D-674	11
2321N72-A-3732	14
2321N72-A-3793	14
2321N73-A-3703	12
2321N73-A-3752	12
2321N73-A-3763	12
2321N73-A-3793	12
2321N74-A-3770	13
2324A59C-A-560	9
2324A59CT-A-560	9
2324A59U-A-560	9
2324A59UT-A-560	9
3321N73-A-3798	12

Service notes may be found at the end of the WELLS GARDNER section.

WELLS GARDNER

PART NAME	1	2	3	4	5	6	7	8	9	10
Flyback	53X326 53X328 Fly-37	53X330 Fly-37	53X319 53X320 Fly-169	53X307 Fly-5[5,6]	53X315[11]	53X330 Fly-37	53X337 53X338 Fly-24[14]	53X342[15] 53X347 Fly-37[16]	53X350[19] Fly 202[18]	53X355 Fly-203
Yoke	9A2256[8] 9A2274 Y-7	9A2274 Y-7	9A2194 Y-7[3]	9A2106 Y-3	9A2149[10] Y-5	9A2334-1 Y-4[3,12]	9A2327-2 Y-4[3,12]	9A2334-1/-3 Y-4[3,12]	9A2373-1 9A2385 Y 76	9A2388/-18 Y 71
Vertical Output	51X156 26S54	51X156 26S54	51X151 26S52	51X147 26S51	51X149 26S52	51X168 26S25	51X156 26S54	51X168 26S25	51X173 26S22	51X173/A 26S22
Vert. Blocking Oscillator	54X8 26A03	54X8 26A03	54X7/5 26A03	54X8 26A03	54X8 26A03	54X10 26A03	54X9 26A03	54X10 26A03	54X10 26A03	54X10 26A03
Width Coil	9A2183 WC-15[1]	9A2183 WC-15[1]	9A2183 WC-15[1]	9A1976 WC-11	9A1976 WC-11	9A2183 WC-15[1]	9A2292 WC-18	9A2183 WC-15[1]	9A2381 WC-22	9A2381 WC-22
Linearity	9A2262 WC-22	9A2262 WC-22	9A2172 WC-16	9A2262 WC-22	9A2111 WC-14	9A2262 WC-22	9A2293 WC-22	9A2262 WC-22	NOT USED	NOT USED
Power	53X324[9] 26R93	53X333[2] 26R34	53X318 26R85	53X298 26R15[5,7]	53X308/302 26R95[7]	53X339 26R56	53X336 26R58	53X340/A[17] 26R56	53X354 26R11	53X354/-A 26R11
Filament	NOT USED	NOT USED	NOT USED	NOT USED	NOT USED	NOT USED	NOT USED	NOT USED	NOT USED	NOT USED
Focus Coil	NOT USED	NOT USED	NOT USED	9A2107	9A2081 9A2147	NOT USED	NOT USED	NOT USED	NOT USED	NOT USED
Audio Output	51X150/A 24S51	51X150/H 24S51	51X150A 24S51	51X146 24S52	51X150/A 24S51	51X166 24S51	51X165 26S49	51X167/166 24S51	51X174/76 24S51	51X181 24S60
Choke	52X90 26C93	52X91/88 26C93	52X90 26C93	52X90 26C93	52X90 26C93	52X94 26C79	52X94 26C93	52X95 26C79	52X95-2/-4 26C79	52X95-5 26C79
Horizontal Oscillator	SEE RINGING COIL	SEE RINGING COIL	SEE RINGING COIL	9A2057 HS-3	SEE RINGING COIL	SEE RINGING COIL	9A2294 HS-3	SEE RINGING COIL	9A2372 HS-7	9A2372 HS-7
Horizontal Ringing Coil	9A2096 HS-5	9A2096 HS-5	9A2096 HS-5	NOT USED	9A2096 HS-5	9A2296 HS-5	NOT USED	9A2273 9A2096 HS-5	9A2371 HS-8	9A2371 HS-8
Antenna Input (Balun)	NOT USED	NOT USED	NOT USED	NOT USED	NOT USED	NOT USED	NOT USED	NOT USED	31TA-413 15-1082	NOT USED
Video IF	31A078	31A-078	9A2071 9A2167 17-1002	9A2071 9A2167 17-1002	9A2071 9A2167 17-1002	31A-078	9A2316	9A2316	9A2365 17-4534	9A2365 17-4534
Video IF	9A2230 17-1063	9A2230 17-1063	9A2055 9A2166 17-1005	9A2055 9A2166 17-1005	9A2055 9A2166 17-1005	9A2230 17-1063	9A2317 17-5003	9A2317 17-5003	9A2363 17-4536	9A2363 17-4536
Video IF	9A2230 17-1063	9A2230 17-1063	9A2165 17-1006	9A2165 17-1006	9A2165 17-1006	9A2230 17-1063	9A2318 17-5001	9A2318 17-5001	9A2364 17-4535	9A2364 17-4535
Video IF	9A2226 17-1002	9A2226 17-1002	9A2225 19-1021	9A2225 19-1021	9A2225 19-1021	9A2333	9A2319 17-5001	9A2319 17-5001	NOT USED	NOT USED
Ratio Det. or Quadrature	9A2269 17-1033	9A2269 17-1033	See Note 24	see note 24	see note 24	9A2295 17-1033	9A2295 17-1033	9A2295 17-1033	9A2367 20-1005	9A2367 20-1005
Trap	9A2074 20-1004	9A2074 20-1004	9A2073	9A2073	9A2073	9A2074 20-1004	9A2321 20-1045	9A2321 20-1045	9A2369 20-1045	9A2369 20-1045
Trap	NOT USED	NOT USED	9A2169	9A2169	9A2169	NOT USED	9A2074 20-1004	9A2336 9A2074 20-1004	9A2366 20-1004	9A2382 17-3401
1st Sound IF	9A2168 17-1031[5]	9A2168 17-1031[5]	9A2076 17-1020	9A2076 17-1020	9A2076 17-1020	9A2201 17-1031[5]	9A2201 17-1031[5]	9A2201 17-1031[5]	9A2366 20-1004	9A2383 17-1031[5]
2nd Sound IF	9A2170 17-3497	9A2170 17-3497	9A1986 17-1011	9A1986 17-1011	9A1986 17-1011	9A2323 17-3495	9A2323 17-3495	9A2323 17-3495	9A2368 17-3495	9A2368 17-3495
AM IF and FM IF	NOT USED	NOT USED	NOT USED	NOT USED	NOT USED	NOT USED	NOT USED	NOT USED	NOT USED	NOT USED
AM IF and FM IF	NOT USED	NOT USED	NOT USED	NOT USED	NOT USED	NOT USED	NOT USED	NOT USED	NOT USED	NOT USED
Peaking	36A10 19-4060	36A10 19-4060	36A1 19-3100	36A1 19-3100	36A1 19-3100	36A25 19-3100	36A21 19-3125[27]	36A30 19-3075	9A2375 19-3036	9A2375 19-3036
Peaking	36A11 19-4500	36A11 19-4500	36A23 19-3100	36A23 19-3100	36A23 19-3100	36A27 19-3300	36A22 19-3300	36A10 19-4060	9A3612 19-4160	9A3612 19-4160
Peaking	9A1979 19-3036	9A1979 19-3036	36A25 19-3100	36A25 19-3100	36A25 19-3100	36A1 19-3100	36A17 19-3160[28]	36A1 19-3100	36A28 19-4400[27]	9A36A35 19-3093[32]
Peaking	See Note 22	See Note 23	36A16 19-3075[25]	36A16 19-3075[25]	36A16 19-3075[25]	See Note 26	See Note 29	See Note 30	36A33 19-3250[31]	See Note 33
RF Choke	9A1979 19-3036	9A1979 19-3036	9A1979 19-3036	9A1979 19-3036	9A1979 19-3036	31B-295		31B638-1	9A2380 19-1001	9A2380 19-1001
Filament Choke	9A2033 19-1000	9A2033 19-1000	9A2033 19-1000	9A2033 19-1000	9A2033 19-1000	34A-575	9A2033 19-1000	9A2033 19-1000	34A-732	

Service notes may be found at the end of the WELLS GARDNER section.

WELLS GARDNER

PART NAME	11	12	13	14	
Flyback	53X359A Fly-202	53X362C Fly 223	53X362 Fly 223	53X362C Fly 223	
Yoke	9A2387/-1B Y 71	9A2403 Y 71	9A2403 Y 71	9A2403 Y 71	
Vertical Output	51X173/A 26S22	51X186B 26S22	51X186 26S22	51X186 26S22	
Vert. Blocking Oscillator	54X10 26A03	54X19-A 26A03	54X19 26A03	54X19-A 26A03	
Width Coil	NOT USED	NOT USED	NOT USED	NOT USED	
Linearity	NOT USED	NOT USED	NOT USED	NOT USED	
Power	NOT USED	NOT USED	NOT USED	NOT USED	
Filament	54X17/16 21F08[5]	NOT USED	54X20 21F21[5]	NOT USED	
Focus Coil	NOT USED	NOT USED	NOT USED	NOT USED	
Audio Output	51X180 24S60[5]	51X185 24S94	51X176 24S51	51X185 24S94	
Choke	52X95-2 26C79	52X95-6 26C79	52X95-5 26C79	52X95-6 26C79	
Horizontal Oscillator	9A2371 HS-7	9A2371 HS-7	9A2371 HS-7	9A2371 HS-7	
Horizontal Ringing Coil	9A2372 HS-8	9A2372 HS-8	9A2372 HS-8	9A2372 HS-8	
Antenna Input (Balun)					
Video IF	9A2369 20-1045	9A2365 17-4534	9A2365 17-4534	9A2389 17-4534	
Video IF	9A2365 17-4534	9A2363 17-4536	9A2363 17-4536	9A2390	
Video IF	9A2363 17-4536	9A2414 17-4535	9A2414 17-4535	9A2391	
Video IF	9A2364 17-4535	9A2370 17-4514	9A2370 17-4514	NOT USED	
Ratio Det. or Quadrature	9A2367 20-1005	9A2367 20-1005	9A2367 20-1005	9A2367 20-1005	
Trap	9A2366 20-1004	9A2369 20-1045	9A2369 20-1045	9A2366 20-1004	
Trap	NOT USED	9A2366 20-1004	9A2413 17-3400	NOT USED	
1st Sound IF	9A2366 20-1004	9A2400 17-1026	9A2383 17-1026	9A2400 7-1026	
2nd Sound IF	9A2368 17-3495	NOT USED	9A2368 17-3495	NOT USED	
AM IF and FM IF	NOT USED	NOT USED	NOT USED	NOT USED	
AM IF and FM IF	NOT USED	NOT USED	NOT USED	NOT USED	
Peaking	36A12 19-4160	36A12 19-4160	36A40 19-4073[32]	36A22 19-3300	
Peaking	36A28 19-4400[27]	36A28 19-4400[27]	36A39 19-3250	36A38 19-4400[27]	
Peaking	36A33 19-3250[31]	36A33 19-3250[31]	36A43 19-3160[32]	36A38 19-4201[36]	
Peaking	NOT USED	NOT USED	36A41 19-3100[35]	NOT USED	
RF Choke	9A2380 19-1001	9A2380 19-1001	9A2380 19-1001	9A2380 19-1001	
Filament Choke					

SERVICE NOTES

1 Use original slug or remount through chassis.
2 53X331 used in models 321MS31-35A6, 2321MS31-35A6 replaced by 26R24.
3 May require use of original network.
4 Use high current 5 volt winding and high secondary tap.
5 Mounting difference.
6 Use schematic #3 and 5A packaged with unit.
7 Parallel 6.3 volt windings.
8 9A2261/55 also replaced by Y-7.
9 53X325 used in model 317GS34C series replaced by 26R92.
10 9A2080 used in 30T14A replaced by Y-7.
11 53X303 used in 30T14A - no replacement.
12 Connect same as original.
13 Use high secondary tap and high current 6.3 volt windings.
14 Connect same as original except connect original #7 to new #5; add 56MMFD in series with original terminal 6 and connect to new #5.
15 53X330 used in some models replaced by Fly-37.
16 Original terminals 6 - 5 - 4 - 3 - 1 - A - G
new terminals 13 - 10 & 11 - 6 - 5 or 4 - 1 or 2 - 9 - 8
17 53X339/A used in models 321AM51, 2321AM55, 321AM56, 2321AM56 replaced by 26R56.
18 Connect same as original except connect original #4 to new #8.
19 53X355 used in models 321A61C/W, 2321A61C/U series replaced by Fly-203.
20 Original terminals 4 - 7 - 6 - 5
new terminals 8 - 3 - 2 - 1
21 Connect as autoformer.
22 36A12 replaced by 19-4160, 36A13 replaced by 19-3180 and a 3.9 K resistor, 36A2 replaced by 19-3180.
23 36A16 replaced by 19-3075 and a 1.5 K resistor. 36A12 replaced by 19-4160, 36A2 replaced by 19-3180.
24 9A2171 replaced by 17-1033, 9A2049 replaced by 17-1013.
25 Parallel with 1.5 K resistor.
26 36A23 replaced by 19-3100 and a 470 ohm resitor, 36A12 replaced by 19-4160, 36A2 replaced by 19-3180.
27 Parallel with 6.8 K resistor.
28 Parallel with 15 K resistor.
29 36A10 replaced by 19-4060, 36A19 replaced by 19-3100 and a 220 ohm resistor.
30 36A25 replaced by 19-3100 and a 470 ohm resistor, 36A12 replaced by 19-4160, 36A28 replaced by 19-4400 and a 6.8 K resistor, 36A29 replaced by 19-3180 and a 4.7 K resistor.
31 Parallel with 2.2 K resistor.
32 Parallel with 3.9 K resistor.
33 36A34 replaced by 19-4400, 36A36 replaced by 19-3100, 36A1 replaced by 19-3100 and a 270 ohm resistor, 36A37 replaced by 19-3250 and a 8.2K resistor.
34 Original terminals 4 - 7 & 8 - 2 - 5 (Use 1 turn filament winding.)
new terminals 4 - 3 - 2 - 1
35 Parallel with 390 ohm resistor.
36 Parallel with 470 ohm resistor.

PARTS LIST

USE THIS PAGE if PART NUMBER is available.

WESTINGHOUSE

MFR'S. PART	REPLACEMENT
V-2851	22R06[1]
V-4886-1	19-1006
V-4886-2	19-3001
V-4886-4	19-3036
V-4886-6	19-3001
V-4886-7	19-3001
V-4886-10	19-3001
V-4937	24S51
V-5798	26S49
V-5899	20-1021
V-5900	FC 1
V-5900-1	FC 1
V-5900-2	FC 1
V-5901	WC 14
V-5902	FC 1
V-5902-1	19-3125
V-5902-2	19-3125
V-5902-4	19-3100
V-5902-5	19-3250
V-5902-6	
V-5902-7	19-3036
V-5903-2	17-1003
V-5904	WC 11
V-5905-1	17-1005
V-5905-2	17-1006
V-5905-3	17-1006
V-5921	26C85[1]
V-5932	17-1044
V-5933	17-1012[1]
V-5934	Fly 1
V-5935	HS 1
V-5936	
V-5937	24A87
V-5938	24S86[1]
V-5939	17-1043
V-6073	Y 3
V-6128	17-3498
V-6129	16-3487
V-6130	16-6758
V-6130-1	16-6758
V-6130-2	16-6758
V-6142	16-3487
V-6161	
V-6179-2	16-6770
V-6206	WC 16
V-6207	WC 11
V-6213	Fly 4
V-6455-1/-57/-59	
V-6459	
V-6471	26C44
V-6471-2	26C44
V-6471-3	26C44
V-6471H-2	26C44
V-6471J-3	26C44
V-6480	24S51
V-6481	26F60
V-6481-2	26F60
V-6481-3	26F60
V-6482	26R90
V-6483	17-3493
V-6485	17-3493
V-6486-1	Y 8
V-6486-2	Y 12
V-6486-3	Y 8
V-6486-4	Y 12
V-6504	26C42
V-6505	22R02
V-6506	22R02
V-6508	26S78
V-6515	
V-6516	26C41[1]
V-6517	17-1031[1]
V-6612	Y 3
V-6639	
V-6639-2	
V-6764	HS 5
V-6764-1	HS 5
V-6851	22R06[1]
V-6852	24S61
V-6979/-1	
V-6981-1	26S53
V-6981-2	26S53
V-6981-3	26S53
V-6981-6	26S53
V-6981-7	26S53
V-6981-8	26S54[40]
V-6987	26S50
V-6988	
V-6995	
V-8201	Y 3

MFR'S. PART	REPLACEMENT
V-8298	Y 12
V-8621-2	15-1082
V-8621-3	15-1082
V-8621-5	15-1083
V-9099-1	19-1006
V-9099-2	19-1003
V-9099-4	19-1003
V-9099-5	19-1002
V-9142	
V-9210-2	Y 8
V-9210-3	Y 12
V-9230-1	
V-9230-2	
V-9231	
V-9238	24S52
V-9238-1	24S52
V-9238-2	26S52
V-9238-1/-D	24S52
V-9238D-2	24S52
V-9238-3	24S52
V-9238-E-1	24S52
V-9239-1	24S52
V-9253	
V-9253-3	
V-9253-4/-5	FC 3[1]
V-9278	
V-9279-1	
V-9280-3	
V-9293-2	
V-9340	17-3493
V-9370	17-3495
V-9371	17-3495
V-9380-3	
V-9395	26R00[12]
V-9454	
V-9501-1	
V-9554	
V-9572-1	
V-9574	17-3493
V-9582-2	
V-9584-1	26S77
V-9586-1/-2/-3	
V-9589-1	
V-9590-1/-2	
V-9590-3/-4	
V-9591	20-1004
V-9592	20-1021
V-9594	17-1031
V-9595-1	
V-9596-1	Y 12
V-9642	16-3487
V-9685	26S50
V-9688	16-3487
V-9723	26R16[18]
V-9759	
V-9778	26C44[1]
V-9780	
V-9798	
V-9803	
V-9807	24S50[1]
V-9814	26S48[1]
V-9828	17-3498
V-9829	17-3498
V-9858	26R21
V-9879	17-5001
V-9879-1	17-5001
V-9879-4	17-5001
V-9880/-2	17-5004
V-9881-1	
V-9881-2	20-1049
V-9882-1	20-1004
V-9882-2	24S51
V-9882-3	20-1004
V-9882-4	20-1049
V-9882-5	20-1004
V-9882-6	20-1049
V-9882-7	20-1049
V-9882-8	20-1049
V-9882-9	20-1004
V-9883-1	20-1004
V-9883-3	20-1004
V-9884	17-3497
V-9885	17-3497
V-9889	26R93
V-9892-4	20-1049
V-9899-2	26R93
V-9902/-2	WC 26
V-9904/-1	Fly 158
V-9904-2	Fly 159
V-9915-1	19-3100

MFR'S. PART	REPLACEMENT
V-9915-2	19-3300
V-9915-3	19-3500
V-9915-7	19-3160
V-9915-8	19-3300
V-9958-1	26R94[20]
V-9958-2	26R94[20]
V-9958-3	26R94[20]
V-9958-4	
V-9958-5	26R94[20]
V-9958-6	26R94[20]
V-9960	WC 18
V-9982	24S51
V-9982-2	24S51
V-9983	22S47[1]
V-00544-3	
V-10045-1	Y 6
V-10045-3	Y 5
V-10045-4	Y 6
V-10046	Y 5
V-10049-1	Y 5
V-10049-2	Y 5
V-10077-1	17-3495
V-10078-1	17-3495
V-10147-1	WC 26
V-10204-1	Fly 159
V-10213-1	Fly 158
V-10214	Fly 159
V-10214-1	Fly 159
V-10288-1	24S50
V-10288-2	24S50
V-10350-1	16-6770
V-10351-1	16-6770
V-10538-1	Y 6
V-10538-6	Y 6
V-10538-7	Y 6
V-10560	Y 6
V-10581-1	
V-10586-1	
V-10619	16-6758
V-10771	
V-10771-1	
V-10833-1	
V-10909-1	26S54
V-10909-2	26S54
V-10911-1	Y 6
V-10911-3	Y 6
V-10911-4	Y 6
V-10945-1	16-6758
V-11045-3	Y 5
V-11045-5	Y 5
V-11049-5	Y 5
V-11192-1	
V-11264	22S45[1]
V-11264-1	16-3487
V-11360-1	22S45[1]
V-11396-1	17-1031[1]
V-11544-1	26R18[29]
V-11544-2	26R18[29]
V-11544-3	26R18[29]
V-11544-3N	26R18[29]
V-11544-4	26R18[29]
V-11544-5	
V-11544-5N	
V-11544-6	
V-11545-1	WC 18
V-11546-2	WC 17
V-11546-3	WC 17
V-11548-1	Fly 73
V-11548-2	Fly 73
V-11548-3	Fly 73
V-11566-2	WC 17
V-1157-1	Y 10[27]
V-11789-1	WC 18[1]
V-11791-1	WC 17[1]
V-11973-1	20-1049
V-12072-1	Y 16[35]
V-12073-1	Fly 16[1,34]
V-12102-1	WC 22[1]
V-12103-1	WC 22[1]
V-12128-1	
V-12169-1	
V-12170-1	26C44
V-12218-1	Y 10[27]
V-12218-2	Y 10[27]
V-12218-3	Y 10[27]
V-12218-4	Y 10[27]
V-12281-3	
V-12605-3	
V-12605-4C	26R88[20]
V-12605A-1	26R88[20]

MFR'S. PART	REPLACEMENT
V-12605-1	26R88[20]
V-12605D-2	26R33
V-12605-5	
V-126050-2	26R33
V-12974-1	WC 19
V-12988-1	26C44
V-14056-4	19-3887
V-14061-3	20-1049
V-14080-2	24S49
V-14080-4	24S49
V-14080G-4	24S49
V-14346-1	Fly 73[41]
V-14408-2	14-1073
V-14601-1	WC 18[1]
V-14602-1	WC 17[1]
V-14602-2	WC 17[1]
V-14609-1	26S24
V-14627-1	Fly 16[1,38]
V-14662-1	Y 16[35,27]
V-14662-2	Y 16[27,45]
V-15066-1	
V-15066-2	
V-15068-1	17-4522
V-15271-1	Y 16[27,45]
V-15271-4/-6	Y 16[27,45]
V-15271-2	Y 16[27,45]
V-15324-1	Fly 76[1,42]
V-15324-2	Fly 76[1,42]
V-15324-3	Fly 76[1,42]
V-15325-1	26S72
V-15325-2	26S72
V-15325-3	26S72
V-15325-4/-6	26S72
V-15349-1	
V-15480-2	19-3125
V-15480-3	19-3125
V-15480-4	19-3160
V-15480-5	19-3300
V-15480-6	19-3300
V-15490-1	17-3400
V-15490-2	20-1004
V-15650-1	Fly 76[1,42]
V-15650-2/-3	Fly 76[1,42]
V-15683-1	
V-15684-1	
V-15685-1	17-5014
V-15686-1	
V-15790-1	17-1075
V-15791-1	HS 5
V-15795-1	20-1005
V-15795-2	
V-15796-1	19-3100
V-15796-3	19-3125
V-15796-4	19-3160
V-15796-6	19-3300
V-15796-7	19-3250
V-15914-1	
V-15995-1	Y 16[27]
V-16015-1	
V-16036-1	Y 16[27]
V-19024-9	
230V005A01	
230V007M02	20-1054
230V007H03	
230V008H01	
23V008M01	
230V010H02	19-3180
230V010H09	19-3500
230V010H10	19-1006
230V010M08	19-7047
230V010M09	19-3500
230V019H10	19-1006
230V019H12	19-3250
230V019M05	19-1006
230V019M10	19-1006
230V019H12	19-3250
230V019H15	19-1006
230V027H01	20-1005
230V027M02	
230V030H01	17-4538
230V030H02	
230V030H04	
230V030H06	
230V030H07/02	
230V030H08	
230V030H09	
230V031H01	20-1055
230V032H01	HS 16
230V034H01	19-3330

MFR'S. PART	REPLACEMENT
230V034H02	19-3100
230V034H03	19-3160
230V034H04	19-4500
230V034H05	19-4201
230V034H06	19-4400
230V034H09	19-3330
230V034H10	
230V034H11	19-3660
230V034H13	19-3250
230V034H16	19-3125
230V042H02	
230V046H01	
230V065H03	
230V065H04	19-2004
230V069H01	
230V069H02	
230V076H12	
230V083H01	
230V097H01	
230V103H01	
230V117H01	19-4073
230V117H02	19-3160
	19-4500
235V001M01	
235V003H01	
235V004H01	
235V004M01	
235V005H01	
235V005H02	
235V005H03	
235V020H01	
235V020H02	
235V020H03	
235V021H01	
235V021H02	
235V023H11	16-6786
235V039H03	16-3487
235V045H04	17-3419
235V046H01	
235V048H01/02	19-3419
235V048M02	
235V049H01	17-4523
235V049H02	
235V059H01	16-3490
235V069H01	
235V076H02/04	
235V094H01/02/ 04/05	
235V116H01	
410V012H01	26R125
410V028H01	26R128
410V029H01	26R119
410V042H01	26R113
410V051H01	21F21
430V003M01	26S48[51]
430V003M02	26S84
430V004M01	26S72
430V005H04	26S28
430V005H05	26S28
430V005H06/ 07/09	26S28
430V005M01	26S72
430V005M02/C	26S28
430V007H05/ 06/07	
430V026M01	24S52
430V031H01	26S58[51]
430V031M01	26S58[51]
430V032H01	26C77
430V032M01	26C77
430V032H02	26C79
430V032H03	26C77
430V032H04	26C77
430V033H02	26S84
430V033H03	26S84
430V033M01	26S84
430V038H01	24S52
430V039H01	6
430V039H02/03/ 05/06	26S72
430V039M01	26S72
430V040H01	
430V041H01	24S52
430V045H01	26S48
430V048H01	24S48
430V053H01	26S71
430V063H01	24S53
430V064H01	26C79
430V066H01	22S45[90]

MFR'S. PART	REPLACEMENT
430V067H01	26S48
430V083H01	24S07
430V088H01/02	22S61
430V088H02	22S86[1]
430V038H03[12]	
430V099H01	26C79
430V110H01	24S07
430V115H01	26C79
430V116H05	22S86[1]
430V121H01/02	26C77
430V123H01	24S07
430V125H01	
430V128H01	22S61[1]
430V134H01	26C79
430V145H01	22S61
430V150H01	22S61
490V001H04	Y 56
490V001H05	Y 56
490V001M01	Y 76
490V003H09	Y 56
490V004H01/M	Y 56
490V004M01	Y 56
490V005M01	Y 76
490V006H01/02	Y 53
490V006M01	Y 53
490V007H01	Y 53[78]
490V008H01	Y 53[78]
490V008H02/ 03/04	Y 53[99]
490V011H01	Y 102
490V095H01	24S144
493V001M01	Fly 76[477]
493V00H04	Fly 216
493V003H05	Fly 96[77]
493V003H06	Fly 215
493V003H07	Fly 269
493V003M03	Fly 96
493V003M04	Fly 216
493V003M06	Fly 215
493V034H07	Fly 95[77]
493V004H08	Fly 227
493V004M02	Fly 95
493V004M03	Fly 95
493V004M04	Fly 95[84]
493V006H01/05	Fly 96[94]
493V006H03	Fly 269
493V007H01	Fly 95[92]
493V007H02/03	Fly 268
493V010H01	
493V011H01	
493V012H01/02	
493V014H01	
493V015H01	
493V037H01	Fly 268
496V003M01	
496V003M04	
496V003M05	
496V003M06	
496V003M07	Y 53
690V004H02	
690V037H03	Fly 273
690V037H24	26S48
690V037H25	26S86
690V037H26	26R150
690V037H28	20-1052
690V037H29	
690V037H30	
690V037H31	17-3418
690V037H32	17-3419
690V037H33/34	
690V037H38	
690V037H40	19-1004
690V037H41	26C81
690V037H43	
690V037H46	
690V037H47	19-3036
690V037H49	
690V037H53	19-3600
690V037H54	19-4060
690V037H55	19-3125
690V037H56	
690V038H46	Y 107
690V039H32	
690V039H33	26S86
690V039H34	26R150
690V039H35	
690V039H41	
690V039H57/58	
759V007M01	Y 76

Next page for MODEL index.

Service notes may be found at the end of the WESTINGHOUSE section.

WESTINGHOUSE

MODEL INDEX

MODEL	COLUMN NUMBER
ETV-H-T3710/11/16	39
H-14T170/A/13/C	30
H-14T171/A/B/C	30
H-14T172/A/B/C	30
H-14T198/99	30
H-14TU170/A	30
H-14TU171/A	30
H-14TU172/A	30
H-14TU198/99	30
H-17C287/288	35
H-17C289/290	35
H-17C291	35
H-17CU287/288	35
H-17CU289/290	35
H-17CU291	35
H-17T175/A/B/C	30
H-17T175E	30
H-17T176/A/B/C	30
H-17T176E	30
H-17T177/A/B/C/E	30
H-17T237C	30
H-17T238C	30
H-17T239C	30
H-17T241/42/43	34
H-17T244/45	34
H-17T247	35
H-17T249/250	35
H-17T250R	35
H-17TU175/A	30
H-17TU175B/C/E	32
H-17TU176/A	30
H-17TU176B/C/E	30
H-17TU177/A	30
H-17TU177B/C/E	30
H-17TU237A	30
H-17TU238A	30
H-17TU239A	30
H-17TU241/42/43	34
H-17TU244-45	34
H-17TU247	35
H-17TU249/250	35
H-21CT258/259	23
H-21K111	29
H-21K111A	31
H-21K112	31
H-21K112A/B	31
H-21K112G	29
H-21K112H	31
H-21K113	29
H-21K113B	31
H-21K114	29
H-21K114B/E	31
H-21K115/16	29
H-21K166	27
H-21K167	27
H-21K185/A/B/C	31
H-21K185E/L/N	31
H-21K186/A/B/L	31
H-21K187/A/B	31
H-21K187C/E/P/L	31
H-21K194/A/B/C	31
H-21K194E/L/N	31
H-21K204A/B/C/D	33
H-21K205A/B/C/D	33
H-21K210/A	32
H-21K211/A	32
H-21K212/13/14	33
H-21K215/16	33
H-21K223/24	32
H-21K225	32
H-21K226/B	32
H-21K227/28/29	32
H-21K232/33	32
H-21K234/35/36	33
H-21K256	33
H-21K257	33
H-21K270/271	33
H-21K272/273	36
H-21K274/275	36
H-21K276/277	36
H-21K305/06/08	32
H-21K309/10	32
H-21K311/12/13	32
H-21KR113A/F	31
H-21KR114A/F	31
H-21KR115A/16A	31
H-21KR188/A/B/C	31
H-21KR188D	22
H-21KR188E/H	31
H-21KR189/A/D/E	31
H-21KR189G/H	31
H-21KR190/D/E	31
H-21KR191/A/C/D/E	31
H-21KRU188/A/C/D	31
H-21KRU189/A/B	31
H-21KRU189C/D	31
H-21KRU190/A	31
H-21KRU191/D	31
H-21KU111	30
H-21KU111A	31
H-21KU112	30
H-21KU1112A/B	31
H-21KU113	30
H-21KU113A	31
H-21KU113B	31
H-21KU114	30
H-21KU114A/B	31
H-21KU115	30
H-21KU115A	31
H-21KU116	30
H-21KU116A	31
H-21KU166	27
H-21KU167	27
H-21KU185/A/B	31
H-21KU186/A/B	31
H-21KU187/A/B	31
H-21KU194/A/B	31
H-21KU204/A	33
H-21KU205/A	33
H-21KU210/A	32
H-21KU211/A	32
H-21KU212/A	33
H-21KU213/A	33
H-21KU214/A	33
H-21KU215/A	33
H-21KU216/A	33
H-21KU223/A	32
H-21KU224/A	32
H-21KU225/A	32
H-21KU226/A	32
H-21KU227/A	32
H-21KU228/A	32
H-21KU229/A	32
H-21KU232/A	32
H-21KU233/A	32
H-21KU234	33
H-21KU235	33
H-21KU236	33
H-21KU256	33
H-21KU257	33
H-21KU270/271	33
H-21KU272/273	36
H-21KU274/275	36
H-21KU276	36
H-21KU305	32
H-21KU306	32
H-21KU308	32
H-21KU309	32
H-21KU310	32
H-21KUR188/A/C/D	31
H-21KUR189/A/B	31
H-21KUR189C/D	31
H-21KUR190/A/B	31
H-21KUR191/D	31
H-21T101	30
H-21T101A/B	31
H-21T104/5/6/7	30
H-21T107A/B	31
H-21T107D	31
H-21T108	30
H-21T108A/B	31
H-21T180/A/B/D	31
H-21T180L/M	31
H-21T185/B	31
H-21T201/A/B/C/D	33
H-21T202/A/B/C/D	33
H-21T203/A	33
H-21T206/A	32
H-21T207/A	32
H-21T217	33
H-21T218/A	32
H-21T219/A/B	32
H-21T220/A	32
H-21T221/A/B	32
H-21T222/A/B	32
H-21T223/24/25	32
H-21T262/263	33
H-21T264/265	33
H-21T266/267	33
H-21T268/269	33
H-21T270/271	33
H-21T300	32
H-21T301	32
H-21T302	32
H-21T303	32
H-21T304	32
H-21TR181/A/C/D/E	31
H-21TR182/A/B/C/D	31
H-21TR183/A/B/C/D/E	31
H-21TR184A/C/D/E	31
H-21TR188	31
H-21TR188C/89C	31
H-21TRU181/A	31
H-21TRU182/A	31
H-21TRU183/A/84A	31
H-21TU101	29
H-21TU101A	31
H-21TU104/5/6/7	29
H-21TU107A/B	31
H-21TU103	29
H-21TU103A/B	31
H-21TU180/A/B	31
H-21TU185A	31
H-21TU201/A	33
H-21TU202/A	33
H-21TU203/A	33
H-21TU206/A	32
H-21TU207/A	32
H-21TU218/A/B/C	32
H-21TU219/A/B/C	32
H-21TU220/A/B/C	32
H-21TU221/A/B/C	32
H-21TU222/A/B/C	32
H-21TU223/24/25	32
H-21TU262/263	33
H-21TU264/265	33
H-21TU266/267	33
H-21TU268/269	33
H-21TU302	32
H-21TU303	32
H-21TU304	32
H-21TUR181/A/D	31
H-21TUR182/A/D	31
H-21TUR183/A/D	31
H-21TUR184/A/D	31
H-21TUR188A/89A	31
H-24K122/25/26	29
H-24K126B/E	31
H-24K127	29
H-24K127B/E	31
H-24K128	29
H-24K128B	31
H-24K130	27
H-24KR126A/F	31
H-24KR127A/F	31
H-24KU122	31
H-24KU125/6	29
H-24KU126A/B	31
H-24KU127	29
H-24KU127A/B	31
H-24KU128	29
H-24KU128A/B	32
H-24KU130	27
H-24T117	29
H-24T117B	31
H-24T118/19	29
H-24T120/1/2	29
H-24T122E	31
H-24TU117/18/19	29
H-24TU120/1/2	29
H-196/A/DX	1
H-207A/DX	1
H-207B/DX	2
H-216/A	2
H-217/A	1
H-217B	2
H-223	3
H-225/DX	1
H-226	2
H-231	3
H-242	3
H-251	3
H-600T16	4
H-601K12	4
H-602K12	4
H-603C12	6
H-604T10/A	5
H-605T12	6
H-606K12	7
H-607K12	7
H-608C12	6
H-609T10	5
H-610T12	8
H-611C12	4
H-613K16	9
H-614T12	8
H-615C12	4
H-617T12	9
H-618T16	10
H-619T12/U	9
H-620K16	10
H-622K16	10
H-625T12	9
H-626T16	12
H-627K16	11
H-628K16	11
H-629K16	11
H-630T14	12
H-633C17	14
H-634C17	14
H-636T17	12
H-637T14	12
H-638K20	14
H-639T17	13
H-640T17	12
H-640T17A	13
H-641K17/A	13
H-642K20	14
H-642K20/A	15
H-643K16	14
H-646K17	13
H-647K17	13
H-648T20	15
H-649T17	15
H-649T17	13
H-650K17	13
H-650K21	13
H-650T17	13
H-650T17	15
H-651K17	13
H-651K17	15
H-652K20	15
H-653K24	16
H-654T17	13
H-655K17	15
H-655K17	13
H-656K17	13
H-657K17	13
H-657K17	15
H-658T17	13
H-659K17	15
H-659T17	15
H-660C17	15
H-661C17	15
H-662K20	15
H-663T17	13
H-663T17	15
H-664K17	15
H-665T16	17
H-667T17	17
H-668T17	17
H-673K21	17
H-676T21	17
H-678K17	17
H-679K17	17
H-681T17	17
H-688K24	16
H-689T16	17
H-690K21	17
H-691K21	17
H-692T21	17
H-695K21	17
H-699K17	17
H-700T17	17
H-701K21	17
H-701T17	17
H-702K17	17
H-703K17	17
H-704T17	17
H-704T17	18
H-705K17	17
H-706T16	17
H-708T20	17
H-710T21	17
H-710T21	18
H-711T21	17
H-711T21	18
H-713K21	17
H-714K21	17
H-714K21	18
H-715K21	17
H-715K21	18
H-716T17	18
H-718K20	17
H-720K21	17
H-720K21	18
H-721K21	17
H-721K21	18
H-722K21	17
H-722K21	18
H-723K21	18
H-724T20	17
H-725T20	17
H-730C21	17
H-730C21	18
H-732C21	17
H-733C21	17
H-736T17	18
H-737T17	18
H-738T17	18
H-739T17	18
H-739TU17	18
H-740T21	18
H-742K21	18
H-743K21	18
H-746K	18
H-746KU21	18
H-747K21	18
H-74KU21	18
H-705T21	18
H-751T21	18
H-752T21	18
H-753K21	18
H-754K21	18
H-755K21	18
H-756K21	18
H-757K21	18
H-758K21	18
H-759K21	18
H-760T21	18
H-760TU21	18
H-761T21	18
H-761TU21	18
H-765T17	19
H-765TU17	19
H-766T17	19
H-766TU17	19
H-769T21	19
H-769T21	21
H-769TU21	19
H-769TU21	21
H-770T21/A	19
H-770T21/A	21
H-770TU21/A	19
H-770TU21/A	21
H-771T21	19
H-771T21/A	21
H-771TU21	19
H-771TU21/A	21
H-772K21	19
H-772KU21	19
H-773K21	19
H-773KU21	19
H-774K21	19
H-774KU21	19
H-775K21	19
H-775KU21	19
H-776T21	19
H-776TU21	19
H-782K21	19
H-783K21	19
H-784K21	19
H-785K21	19
H-786K21	19
H-786K21	21
H-786KU21	19
H-786KU21	21
H-787K21	19
H-787K21	21
H-787KU21	19
H-787KU21	21
H-788C21	19
H-788CU21	19
H-789C21	19
H-789T17	19
H-789TU21	19
H-790C21	19
H-790CU21	19
H-791K21	19
H-791KU21	19
H-792K21	19
H-792KU21	19
H-793K21	19
H-793KU21	19
H-794C21	19
H-794CU21	19
H-795T27	20
H-795TU27	20
H-798T17	19
H-798TU17	19
H-799T17	19
H-799T17/B	23
H-799TU17	19
H-799TU17/B	23
H-810T17	19
H-810TU17	19
H-811T17	19
H-811TU17	19
H-815K24	20
H-815TU24	20
H-817K24	20
H-817KU24	20
J-822K21	19
H-822K21	21
H-822KU21	19
H-822KU21	21
H-823K21	19
H-823K21	21
H-823KU21	19
H-823KU21	21
H-827T21	21
H-827TU21	21
H-828T21	21
H-828TU21	21
H-829T21	21
H-829TU21	21
H-830K21	19
H-830K21	21
H-830KU21	19
H-830KU21	21
H-831K21	19
H-831K21	21
H-831KU21	19
H-831KU21	21
H-834K21	21
H-834KU21	21
H-835K21	21
H-835KU21	21
H-836T21	21
H-836TU21	21
H-838K21/A	21
H-838K21B	24
H-838KU21/A/B	21
H-839K21	21
H-839KU21	21
H-840CK15	14
H-841T21	24
H-841TU21	24
H-842T21	24
H-842TU21	24
H-843K21	24
H-843KU21	24
H-844K21	24
H-844KU21	24
H-847K21	24
H-847KU21	24
H-848K21	24
H-848KU21	24
H-853K24	22
H-853K24A(S)/(V)	25
H-853KU24	22
H-853KU24A	25
H-854K24	22
H-854K24A(S)/(V)	25
H-854KU24	22
H-854KU24A	25
H-861T21	24
H-861T21B	23
H-861TU21	24
H-862T21	24
H-862TU21	24
H-863T21	24
H-863T21A	21
H-863TU21	24
H-863TU21A	21
H-864T21	24
H-864T21A	21
H-864T21B	24
H-864TU21	24
H-864TU21A	21

CONTINUED NEXT PAGE

MODEL INDEX
(CONTINUED)

WESTINGHOUSE

MODEL	COLUMN NUMBER
H-864TU21B	24
H-865T21	24
H-865T21A	21
H-865T21B	24
H-865TU21	24
H-865TU21A	21
H-865TU21B	24
H-866T21	24
H-866T21A	21
H-866T21B	24
H-866TU21	24
H-866TU21A	21
H-866TU21B	24
H-867T21	24
H-867T21B	23
H-867TU21/A	24
H-867TU21B	23
H-868T21	24
H-868T21/B	23
H-868TU21/A	24
H-868TU21B	23
H-869K24	22
H-869K24A(S)/(V)	25
H-869KU24	22
H-869KU24A	25
H-870K24	22
H-870K24A(S)/(V)	25
H-870KU24	22
H-870KU24A	25
H-871T21	24
H-871TU21	24
H-872T21	24
H-872TU21	24
H-873T21	24
H-873T21A	21
H-873TU21	24
H-873TU21A	21
H-875T24/A	22
H-875T24B(S)/(V)	21
H-875T24C	22
H-875TU24	22
H-875TU24B	25
H-875TU24C	22
H-876T24	22
H-876T24B(S)/(V)	25
H-876TU24/A	22
H-876TU24B	25
H-877T24/A	22
H-877T24B(S)/(V)	25
H-877TU24/A	22
H-877TU24B	25
H-878K24/B	22
H-878KU24/B	22
H-879T21(S)/(V)	23
H-879TU21	23
H-880T21(S)/(V)	23
H-880TU21	23
H-881K24	22
H-881K24A(S)/(V)	25
H-881KU24	22
H-881KU24A	25
H-882T21(S)	25
H-882T21(V)	25
H-882TU21	25
H-883T21(S)/(V)	25
H-883TU21	25
H-884K21(S)/(V)	25
H-884KU21	25
H-885K21(S)/(V)	25
H-885KU21	25
H-886K21(S)/(V)	25
H-886KU21	25
H-887K21(S)/(V)	25
H-887KU21	25
H-888C24(S)/(V)	25
H-888CU24	25
H-889C24(S)/(V)	25

MODEL	COLUMN NUMBER
H-889CU24	25
H-892T17(S)	26
H-892T17/A(V)	26
H-892TU17/A	26
H-894T17(S)	26
H-894T17/A(V)	26
H-894TU17/A	26
H-896T21(S)/(V)	26
H-896TU21	26
H-898T21(S)/(V)	26
H-898TU21	26
H-899T21(S)/(V)	26
H-900C21/(S)/(V)	26
H-900CU21	26
H-901C21/(S)/(V)	26
H-901CU21	26
H-902K21(S)/(V)	26
H-902KU21	26
H-903K21(S)/(V)	26
H-903KU21	26
H-904K21(S)/(V)	26
H-904KU21	26
H-905K21(S)/(V)	26
H-905KU21	26
H-906K21(S)	25
H-906K21(V)	25
H-906KU21	25
H-907K21(S)	25
H-907K21(V)	25
H-907KU21	25
H-908T17(S)	26
H-908T17/A(V)	26
H-908TU17/A	26
H-909T17/A(V)	26
H-909T17(S)	26
H-909TU17/A	26
H-910T17(S)	26
H-910T17A(V)	26
H-910TU17/A	26
H-912T21(S)/(V)	26
H-912TU21	26
H-913T21(S)/(V)	26
H-913TU21	26
H-914T21(S)/(V)	26
H-914TU21	26
H-916T17	26
H-916T17A	28
H-916TU17	26
H-916TU17A	28
H-919T17	26
H-919T17A	28
H-919TU17	26
H-919TU17A	28
H-920T17	26
H-920T17A	28
H-920TU17	26
H-920TU17A	28
H-921T17	26
H-921T17A	28
H-921TU17	26
H-921TU17A	28
H-924T21	26
H-924T21A/C	28
H-924TU21	26
H-924TU21A	28
H-924TU21C	28
H-927T21	26
H-927T21C	28
H-927TU21	26
H-927TU21C	28
H-928T21	26
H-928T21C	28
H-928TU21	26
H-928TU21C	28
H-929T21	26
H-929T21C	28

MODEL	COLUMN NUMBER
H-929TU21	26
H-929TU21C	28
H-934T21/A	27
H-934TU21/A	27
H-935T21/A	27
H-935TU21/A	27
H-938K21	27
H-938KU21	27
H-939K21	27
H-939KU21	27
H-941K21/A	27
H-941KU21/A	27
H-942K21/A	27
H-942KU21/A	27
H-950T24/A	27
H-950TU24/A	27
H-951T24/A	27
H-951TU24/A	27
H-954K24/A	27
H-954KU24/A	27
H-955K24/A	27
H-955KU24/A	27
H-956K24/A	27
H-956KU24/A	27
H-965K21	26
H-965K21C	28
H-965KU21	26
H-965KU21C	28
H-966K21	26
H-966K21C	28
H-966KU21	26
H-966KU21C	28
H-974T21	28
H-974TU21	28
H-975T21	28
H-975TU21	28
H-976T21	28
H-976TU21	28
H-978T12	28
H-978TU17	28
H-979T17	28
H-979TU17	28
H-980T17	28
H-980TU17	28
H-C4700/01/02/03	38
H-C5200/01/03	40
H-C5210/11/13	40
H-C5230/A/U/UA	47
H-C5231/A/U/UA	47
H-C5233/A/U/UA	47
H-CK6010A/UA	45
H-CK6013A/UA	45
H-CK6020A/UA	45
H-CK6021A/UA	45
H-CK6030A/UA	45
H-CK6033A/UA	45
H-CK6040A/UA	45
H-CK6041A/UA	45
H-CK6043A/UA	45
H-CK6060/U	45
H-CK6063/U	45
H-CK6070/U	45
H-CK6071/U	45
H-CK6080/U	45
H-CK6083/U	45
H-CK6090/U	45
H-CK6091	45
H-CK6093/U	45
H-CT6000A/UA	45
H-CT6050/U	45
H-K3680/A/U/UA	47
H-K3681/A/U/UA	47
H-K3682/A/UA	47
H-K3683/A/U/UA	47
H-K3685/A	47
H-K3740/U	42

MODEL	COLUMN NUMBER
H-K3741/U	42
H-K3743/U	42
H-K3760/A/U/UA	47
H-K3761/A/U/UA	47
H-K3763/A/U/UA	47
H-K3764/U	47
H-K3800/01/02	33
H-K3800U/01U/02U	33
H-K3810/U	40
H-K3810B/UB	40
H-K3811/U	40
H-K3811B/UB	40
H-K3820/U	42
H-K3821/U	42
H-K3822/U	42
H-K3830/A/U/UA	47
H-K3831/A/U/UA	47
H-K3832/A/U/UA	47
H-K3850/U	40
H-K3851/U	40
H-K3852/U	40
H-K3860/U	42
H-K3900/U	39
H-K3901/U	39
H-K3902/U	39
H-K3910/U	42
H-K3911/U	42
H-K3912/U	42
H-K3913/U	42
H-K3960/U	42
H-K3961/U	42
H-K4000/01	38
H-K4000U/01U	38
H-K4002/U	38
H-K4010/U	39
H-K4011/U	39
H-K4012/U	39
H-K4013/U	39
H-K4020/U	39
H-K4021/U	39
H-K4023/U	39
H-K4030	39
H-K4031	39
H-K4032	39
H-K4033	39
H-K4040/U	39
H-K4041/U	42
H-K4043/U	42
H-K4050/51/52/53	39
H-K4070/A/U/UA	47
H-K4071/A/U/UA	47
H-K4073/A/U/UA	47
H-K4100/01	38
H-K4100U/01U	38
H-K4102/U	38
H-K4110/U	39
H-K4111/U	39
H-K4112/U	39
H-K4113/U	39
H-K4120/U	39
H-K4121/U	39
H-K4122/U	39
H-K4123/U	39
H-K4130	39
H-K4131	39
H-K4150/51	39
H-K4152/53	39
H-K4200/01	38
H-K4200U/01U	38
H-K4202/U	38
H-K4210/U	39
H-K4211/U	39
H-K4212/U	39
H-K4213/U	39
H-K4214/U	39
H-K4215/U	39

MODEL	COLUMN NUMBER
H-K4220/U	39
H-K4221/U	39
H-K4223/U	39
H-K4230	39
H-K4231U	39
H-K4300/U	38
H-K4400/01/02	38
H-K4403	38
H-K4410-11	38
H-K4412/13	38
H-K4500/01/02/03	38
H-K4511/12/13	38
H-K4514/15	38
H-K4600/01/02	38
H-K4800	38
H-K4901/02/03	38
H-K4901U/02U/03U	38
H-K4910/U	38
H-K4911/U	38
H-K4912/U	38
H-K4913/U	38
H-P3000/U	44
H-P3001/U	44
H-P3002/U	44
H-P3004/U	27
H-P3010/U/UA	46
H-P3011/U/UA	46
H-P3012/U	46
H-P3014/U/UA	46
H-P3015	46
H-P3019/U	46
H-P3026/U	48
H-P3100/01	27
H-P3100U/01U	27
H-P3150/U	37
H-P3160/B	37
H-P3160U/UB	37
H-P3161/B	37
H-P3161U/UB	37
H-P3169/U	43
H-P3170/B	37
H-P3170U	37
H-P3171/B	37
H-P3171U	37
H-P3172/B	37
H-P3172U	37
H-P3173/B	37
H-P3173U	37
H-P3174	37
H-P3176/U	37
H-P3178/U	37
H-P3179/U	43
H-P3180/U	43
H-P3181/U	43
H-P3182/U	43
H-P3183/U	43
H-P3185/U	43
H-P3190/U	43
H-P3191	43
H-P3200/U	37
H-P3210/U	37
H-P3211/U	37
H-P3300/U	37
H-P3301/U	37
H-P3310/B	37
H-P3310U/UB	37
H-P3311/B	37
H-P3311U/UB	37
H-P3312/B	37
H-P3312U/UB	37
H-P3320/U	37
H-P3321/U	37
H-P3322/U	37
H-P3323/U	37
H-P3324	37
H-P3325	37

MODEL	COLUMN NUMBER
H-P3326	37
H-P3327	37
H-P3328	37
H-P3329	37
H-P3330/U	37
H-P3331/U	37
H-P3332/U	37
H-P3333/U	37
H-P3340	37
H-P3341/U	37
H-P3363	43
H-P3370/U	43
H-P3371/U	43
H-P3373/U	43
H-P3380	43
H-P3381/U	43
H-P3400/01/02	44
H-P3400A/01A/02A	44
H-P3400U/01U/02U	44
H-P3400UA/01UA	44
H-P3402UA	44
H-P3410/U	44
H-P3411/U	44
H-P3412/U	44
H-P3420/U	42
H-P3421/U	42
H-P3423	42
H-P3424	42
H-P3425	42
H-P3430/U	46
H-P3433	46
H-P3478	46
H-P3450/51/52	41
H-P3450A/51A/52A	41
H-P3460/61	41
H-P3463	41
H-P3470	42
H-P3471	42
H-P3473	42
H-P9090/91	41
H-T3500/01/02	33
H-T3500U/01U/02U	33
H-T3560/U	40
H-T3560B/UB	40
H-T3561/U	40
H-T3561B/UB	42
H-T3562/U	40
H-T3562B/UB	40
H-T3563/U	40
H-T3570/U	42
H-T3571/U	42
H-T3572/U	42
H-T3573/U	42
H-T3600/U	39
H-T3601/U	39
H-T3603/U	39
H-T3604/U	39
H-T3605/U	39
H-T3606/U	39
H-T3607/U	39
H-T3608/U	39
H-T3640/U	47
H-T3643/A/U/UA	47
H-T3670	42
H-T3700/01	38
H-T3700U/01U	38
H-T3702/U	38
H-T3710/U	39
H-T3711/U	39
H-T3712/U	39
H-T3720/U	39
H-T3721-U	39
H-T3723/U	39
H-T3730U	39
H-T3732U	39
H-T3750/51/52	39

Next page for CHASSIS index

CHASSIS INDEX

CHASSIS	COLUMN NUMBER
V-2130/-1	1
V-2130-11DX/-12DX/-21DX	1
V-2130-22DX/-31DX/ -32DX	1
V-2137	1
V-2137-3/S	3
V-2146-05DX	2
V-2146-11DX	1
V-2146-21DX/-25DX	2
V-2146-35DX/-45DX	2
V-2149/-1	1
V-2149-2	3
V-2150-01/-02/-31	3
V-2150-41	4
V-2150-51	3
V-2150-61A/B	4
V-2150-81/-82/-84	3
V-2150-91A	4
V-2150-94/A/C	4
V-2150-101	6
V-2150-111/A	7
V-2150-136/-146	8
V-2150-176/U	9
V-2150-177U	9
V-2150-186/A/C/CA	10
V-2150-197	9
V-2152-01	6
V-2152-16	4
V-2171	11
V-2172	12
V-2173	14
V-2175	12
V-2175/-1/-3/-4/-5	13
V-2176/77	12
V-2178/-1/-3	14
V-2179/-1	14
V-2180-3	15
V-2180-9/-10	16
V-2189-6	25
V-2192/-1/-2/-3/-4/-5/-6	13
V-2194/A	15
V-2194-1/-2/-3	15
V-2200-1	15
V-2201-1	15
V-2202-2/-3	16
V-2203-1	15
V-2204-1	15
V-2006-1	15
V-2207-1	17
V-2208-1	18
V-2210-1	16
V-2214-1	17
V-2215-1/-2/-3	17
V-2216-1/-2/-3	17
V-2216-4/-5	18
V-2217-1/-2/-3	17
V-2217-4/-5	17
V-2218-1/-11	17
V-2218-2	18
V-2219-1	16
V-2220-1/-2/-3/-4/-11	17
V-2221-1	18
V-2227-1/-2	19
V-2232-2	19
V-2233-1/-2/-3/-4	19
V-2240-1/-2/-3	19
V-2243-1/-2/-3/-4	19
V-2247-1	19
V-2249-1/-4	19
V-2250-1/-4	20
V-2260-12/-14	19
V-2263-11/-12/-13/-14/-15/ -22/-35	21
V-2270-122/-124	19
V-2273-111/-122/-124	21
V-2273-132/-134/-222	21
V-2273-322/-324	21
V-2310/-15	23
V-2311-43/-45/-63/-65	30
V-2312-15	23
V-2313/-15/-25/-35	24
V-2314/-15/-25	22
V-2315-11/-15/-21/-25	25
V-2316-11/-12/-45	26
V-2317-61/-62	26
V-2318 Series	25
V-2320	25
V-2321-401/-601	30
V-2322	23
V-2323/-101/-122/-124	24
V-2323-201/-301	24
V-2324/-201	22
V-2324-203	24
V-2325-101/-201	25
V-2326-101/-404	26
V-2327-004/-601/-801/ -904	26
V-2328-101/-201	25
V-2340/15/-25	28
V-2341-15/-25/-35/-41/-45	28
V-2342-14/-24/-34/ -44/-64	27
V-2343-14/-24/-34/-44	27
V-2344-25/-26	29
V-2345-26	29
V-2346-21/-25/-26/-27/ -28/-29	31
V-2346-21/-45/-47/-48/-49	31
V-2346-61/-65/-67/-68/-69	31
V-2346-81/-85/-87/-88/-89	31
V-2347-21/-26/-27/-29	31
V-2350-104/-204	28
V-2351-104/-204/-304/ -404	28
V-2352-104/-204/-304/ -404/-604	27
V-2353-104/-204/-304/ -404	27
V-2354-204	29
V-2355-204	29
V-2356-204/-205/-405/ -406	31
V-2356-605/-606/-805/ -806	31
V-2357-204/-205	31
V-2364-1/-2/-3/-4	32
V-2365-1/-2	35
V-2365-7/-8	35
V-2365-11/-12/-17/-18	35
V-2366-1/-2	33
V-2367-1/-2	23
V-2370-22/-24/-42/ -44/-64	30
V-2371-21/-22/-24/-29/-31	33
V-2372-23/-27/-67	32
V-2373-1	34
V-2374-1/-2	33
V-2375-1/-2	36
V-2376-1/-2	32
V-2377-1/-2	33
V-2378-1/-2/-3/-4/-5/-6/ -7/-11/-12	38
V-2379-1/-2/-3	38
V-2380-201/-401/-601/ -801	30
V-2381-202/-203/-204/ -303	33
V-2382-202/-204/-602/ -604	32
V-2382-1	34
V-2384-1/-2/-5/-6	37
V-2384/14/-15	37
V-2386	38
V-2387	38
V-2389-1/-2/-3	38
V-2405-1	38
V-2406-1	39
V-2408	39
V-2409-1/-2/-3/-4/-5/-6/ -7/-8	41
V-2409-11/-12/-13	41
V-2411-1/-2/-3/-4/-5/-6	39
V-2412-1/-2/-5/-6/-7	37
V-2412-7/-8/-11/-12	37
V-2414-1/-2/-3/-4/-5/-8	40
V-2416-1 thru -9	37
V-2416-11/-12/-13/-14	37
V-2417-1/-2/-3/-4/-5/-6	39
V-2418	41
V-2418-4	42
V-2418-4	47
V-2430-1	41
V-2430-2	37
V-2430-3	42
V-2435-1 thru -11	42
V-2436-1/-2/-9/-10/-11	42
V-2437-1/-2/-3/-4	43
V-2437-7/-8/-9/-10/-11/ -12/-13	43
V-2438-1/-2/-5/-6	44
V-2441-1/-2	45
V-2443-1/-2/-3/-4	46
V-2444-1/-2/-3/-5	47
V-2444-6/-7/-8/-9	47
V-2444-10/-11/-12/-13	47
V-2444-14/-15	47
V-2446-1/-2/-3	46
V-2446-4/-5/-6/-10	46
V-2472-1/-2	48
V-2473-3/-4	45
V-2510-4 Amplifier Chassis	38
V-2511-3	38
V-2515-3	40
V-2515-9	47

WESTINGHOUSE

PART NAME	1	2	3	4	5	6	7	8	9	10
Flyback	V-5934 Fly-1	V-6213 Fly-4	V-6455-1[5] V-6979/-1	V-9230-2/78 V-6979-1	V-9230-1 V-6457	V-9230-2[14] V-6979-1	V-9230-2 V-9278	V-9589-1 V-9278	V-9572-1 V-9759/803	V-9572-1 V-9759/803
Yoke	V-6073 V-6612 Y-3	V-6612 V-8201 Y-3	V-6486-1[6] Y-8	V-6486-2/-4 Y-12	V-6486 -3 Y-8	V-6486-2 Y-12	V-6486-2 Y-12	V8298 V-9596-1 Y-12	V-9210-2 Y-8	V-9210-3 Y-12
Vertical Output	V-5938 24S86[1]	V-5938 24S86[1]	V-6508 26S78	V-9584-1[10] 26S77	V-6981-2 26S53	V-6981-1/-2 26S53	V-6981-1 26S53	V-9584-1[17] 26S77	V-9584-1 26S77	V-6981-3 26S53
Vert. Blocking Oscillator	V-5937 24A87	V-5937 24A87	NOT USED	NOT USED	NOT USED	NOT USED	NOT USED	NOT USED	NOT USED	NOT USED
Width Coil	V-5904 V-6207 WC-11	V-6207 WC-11	NOT USED	NOT USED	NOT USED	NOT USED	NOT USED	NOT USED	NOT USED	NOT USED
Linearity	V-5901 WC-14	V-6206 WC-16	NOT USED	NOT USED	NOT USED	NOT USED	NOT USED	NOT USED	NOT USED	NOT USED
Power	V-5936[2]	V-5936[2]	V-6482[7] 26R90	V-6988	V-9395[13] 26R00[12]	V-6988[15]	V-6988	V-9595-1	V-9723 26R16[18]	V-9780
Filament	NOT USED	NOT USED	NOT USED	V-6481-2 26F60	V-6481-3 26F60	V-6481-2 26F60	V-6481-2 26F60	NOT USED	NOT USED	NOT USED
Focus Coil	V-5900/-1 FC-1	V-5900-1 FC-1	V-6639[8]	V-9590-3[11] V-9253	V-6639-2	5900-2 FC-1	5900-2 FC-1	V-9293-2 V-9590-1	V-9590-1/-2/-4	V-9253-3
Audio Output	V-4937 V-6480 24S51	V-4937 24S51	V-6480[9] 24S51	V-9685 V-6987 26S50	V-9238 24S52	V-6852[16] 24S61	V-9685 26S50	V-9685 26S50	V-9238[19] 24S52	V-9807 24S50[1]
Choke	V-5921[3] 26C85[1]	V-6516[4] 26C41[1]	V-6471 26C44	V-6471 26C44	NOT USED	NOT USED	V-6471 26C44	V-6471 26C44	V-9778 26C44[1]	V-9778 26C44[1]
Horizontal Oscillator	V-5935 HS-1	V-5935 HS-1	SEE RINGING COIL	SEE RINGING COIL	SEE RINGING COIL	SEE RINGING COIL	SEE RINGING COIL	SEE RINGING COIL	SEE RINGING COIL	SEE RINGING COIL
Horizontal Ringing Coil	NOT USED	NOT USED	V-6764 HS-5	V-6764 HS-5	V-6764 HS-5	V-6764 HS-5	V-6764 HS-5	V-6764 HS-5	V-6764 HS-5	V-6764 HS-5
Antenna Input (Balun)	NOT USED	NOT USED			15-1083	15-1083				NOT USED
Video IF	V-5905-1 17-1005	V-5905-1 17-1005	V-6459	V-6459[56]	V-9231	V-6459	V-9586-2			
Video IF	V-5903-2 17-1003	V-5903-2 17-1003	V-6459	V-6459	V-6459	V-6459	V-9586-2	V-9586-1	V-9586-1 V-9798	V-9586-1 V19798
Video IF	V-5905-2 17-1006	V-5905-2 17-1006	V-6459	V-6459	V-6459	V-6459	V-9231	V-9586-1	V-9586-1 V-9798	V-9586-1 V19798
Video IF	V-5905-3 17-1006	V-5905-3 17-1006	V-6459	V-6459	V-6459	V-6459	V-6459	V-9586-2	V-9582-2 V-9798	V-9582-2 V-9798
Ratio Det. or Quadrature	V-5939[54] 17-1043	V-5939[54] 17-1043	V-6483 17-3493	V-6483 17-3493	V-6483 17-3493	V-6483 17-3493	V-6483 V-9574 17-3493	V-9574 17-3493	V-9574 17-3493	V-9574 17-3493
Trap	NOT USED	V-5899 20-1021		V-9591 20-1004	NOT USED	V-5899 20-1021	NOT USED	V-9592 20-1021	NOT USED	NOT USED
Trap	NOT USED	NOT USED	NOT USED	V-9592 20-1021	NOT USED	NOT USED	NOT USED	V-9591 20-1004	NOT USED	NOT USED
1st Sound IF	V-5932 17-1004	V-5932 17-1004	V-6517 17-1031[1]	V-6517 17-1031[1]	V-6517 17-1031[1]	V-6517 17-1031[1]	V-6517 17-1031[1]	V-9594 17-1031	V-9371 17-3495	V-9371 17-3495
2nd Sound IF	V-5933 17-1012[1]	V-5933 17-1012[1]	NOT USED	NOT USED	NOT USED	NOT USED	V-9594 17-1031	NOT USED	NOT USED	NOT USED
AM IF and FM IF	V-6130 16-6758	V-6130 16-6758	NOT USED	V-6130-1[58] V-6130-2 16-6758	NOT USED	V-6130-1[58] V-6130-2 16-6758	NOT USED	NOT USED	NOT USED	NOT USED
AM IF and FM IF	V-6142 V-6129 16-3487	V-6142 V-6129 16-3487	NOT USED	V-9370 V-9371 17-3495	NOT USED	V-9370 V-9371 17-3495	NOT USED	NOT USED	NOT USED	NOT USED
Peaking	V-5902-1 19-3125	V-5902-1 19-3125	V-5902-4 19-3100	V-5902-4 19-3100	V-5902-4 19-3100	V-5902-4 19-3100	V-5902-4 19-3100	V-5902-4 19-3100	V-5902-4 19-3100	V-5902-4 19-3100
Peaking	V-5902-2 19-3125	V-5902-2 19-3125	V-5902-5 19-3250	V-5902-1 19-3125	V-5902-1 19-3125	V-5902-1 19-3125	V-5902-1 19-3125	V-5902-1 19-3125	V-5902-1 19-3125	V-5902-1 19-3125
Peaking	V-5902-1 19-3125	V-5902-1 19-3125	V-5902-6	V-5902-5 19-3250	V-5902-5 19-3250	V-5902-5 19-3250	V-5902-7 19-3036	V-5902-5 19-3250	V-5902-1 19-3125	V-5902-1 19-3125
Peaking	V-5902-2 19-3125	V-5902-2 19-3125	NOT USED	NOT USED	NOT USED	NOT USED	V-5902-5 19-3250	NOT USED	NOT USED	NOT USED
RF Choke	V-4886-7[53] V-4886-10 19-3001	V-4886-7[53] 19-3001	NOT USED	V-5902-7[57] 19-3036	V-5902-7[59] 19-3036	V-5902-7[57] 19-3036	V-5902-7 19-3036	V-9099-1[57] 19-1006	V-9099-1 19-1006	V-9099-1 19-1006
Filament Choke	V-4886-1 19-1006	V-4886-1 19-1006	V-4886-2 19-3001	V-4886-2[60] 19-3001	V-9501-1	V-4886-2 19-3001	V-4886-2 19-3001	V-4886-2 19-3001	V-9099-2 19-1003	V-9099-2 19-1003

Service notes may be found at the end of the WESTINGHOUSE section.

PART NAME	11	12	13	14	15	16	17	18	19	20
Flyback	V-9904/-1[81] Fly-158	V-9904/-1[81] Fly-158	V-9904-1[81] V-10213-1 Fly-158	V-9904-1[81] Fly-158	V-10214-1[82] Fly-159	V-10833-1	V-10214/-1 Fly-7A	V-10214/-1 Fly-159	V-11548-1/-2/-3 Fly-73	V-12073-1 Fly-16[1, 34]
Yoke	V-10046 V-10049-1 Y-5	V-10049-2 Y-5	V-11045-3 V-11049-5 Y-5	V-10045-1 V-10045-4 Y-6	V-10538-1 V-10045-4 Y-6	V-10560-3 Y-6	V-10911-1-3/-4 V-10538-1/-7 Y-6	V-10538-6/-7/-1 Y-6	V-12218-1 V-11571-1 Y-10[27]	V-12072-1 Y-16[35]
Vertical Output	V-6981-3 26S53	V-6981-3 26S53	V-6981-3 26S53	V-6981-3 26S53	V-6981-2/-3 26S53	V-6981-3[24] 26S53	V-10909-1 26S54	V-10909-1/-2 26S54	V-10909-1/-2 26S54	V-6981-6 26S53
Vert. Blocking Oscillator	NOT USED	NOT USED	NOT USED	NOT USED	NOT USED	NOT USED	NOT USED	NOT USED	NOT USED	NOT USED
Width Coil	V-9902 V-10147-1 WC-26	V-9902 V-10147-1 WC-26	V-9902 V-10147-1 WC-26	V-9902 WC-26	V-9902 WC-26	V-9902 WC-26	V-9902 WC-26	V-9902/-2 WC-26	V-11546-2/-3 V-11791-1 WC-17	V-12103-1 WC-22[1]
Linearity	V-9960 WC-18	V-9960 WC-18	V-9960 WC-18	V-9960 WC-18	V-9960 WC-18	V-9960 WC-18	V-9960 WC-18	V-9960[28] V-11545-1 WC-18	V-9960[28] V-11545-1 WC-18	V-12102-1 WC-22[1]
Power	V-9899 26R93	V-9899 26R93	V-9899 26R93	V-9958/-2 26R94[20]	V-9958-1/-2/-3 26R94[20]	V-9958-2/-5 26R94[20]	V-9958-1/-2[26] 26R94[20]	V-9958-1/-2/-6 26R94[20]	V-11544-1/-2/[30] -3/-3N/-4 26R18[29]	V-11544-1 26R18[29]
Filament	NOT USED	NOT USED	NOT USED	NOT USED	NOT USED	NOT USED	NOT USED	NOT USED	NOT USED	NOT USED
Focus Coil	NOT USED	NOT USED	NOT USED	NOT USED	NOT USED	V-9253-4 FC-3[1]	NOT USED	NOT USED	NOT USED	NOT USED
Audio Output	V-9983[21] 22S47[1]	V-9983[21] 22S47[1]	V-9982[22] 24S51	V-9983 22S47[1]	V-10288-1[23] 24S50	V-10288-1 V-9685 26S50	V-10288-2[25] 24S50	V-9238/-1[31] 24S52	V-9238-2[32] 24S52	V-9239-1 24S52
Choke	V-6471-2 26C44	V-6471-2 26C44	V-6471-2 26C44	V-6471-2 26C44	V-6471-2 26C44	V-6471-2 26C44	V-6471-2 26C44	V-6471-2 26C44	V-6471-3/J3[33] 26C44	V-12170-1 26C44
Horizontal Oscillator	SEE RINGING COIL	SEE RINGING COIL	SEE RINGING COIL	SEE RINGING COIL	SEE RINGING COIL	SEE RINGING COIL	SEE RINGING COIL	SEE RINGING COIL	SEE RINGING COIL	SEE RINGING COIL
Horizontal Ringing Coil	V-6764 HS-5	V-6764 HS-5	V-6764 HS-5	V-6764 HS-5	V-6764 HS-5	V-6764 HS-5	V-6764 HS-5	V-6764 HS-5	V-6764 HS-5	V-6764 HS-5
Antenna Input (Balun)	15-1083	15-1083	15-1083	15-1083	15-1083	See Note 66 15-1083			See Note 71	
Video IF	V-9881-2 20-1049	V-9881-2 20-1049	V-9881-2 20-1049	V-9881-2 20-1049	V-9881-2 20-1049	V-9881-2[65] 20-1049	V-9882-4[68,70] 20-1049	V-9882-4[70] 20-1049	V-9882-7 V-9882-6 20-1049	V-9882-7 20-1049
Video IF	V-9879 17-5001	V-9879 17-5001	V-9879 17-5001	V-9879 17-5001	V-9879 17-5001	V-9879 17-5001	V-9879 17-5001	V-9879 17-5001	V-9879 17-5001	V-9879 17-5001
Video IF	V-9879 17-5001	V-9879 17-5001	V-9879 17-5001	V-9879 17-5001	V-9879 17-5001	V-9879 17-5001	V-9879 17-5001	V-9879 17-5001	V-9879 17-5001	V-9879 17-5001
Video IF	V-9880 17-5004	V-9880 17-5004	V-9880 17-5004	V-9880 17-5004	V-9880 17-5004	V-9880 17-5004	V-9880 17-5004	V-9880 17-5004	V-9880 17-5004	V-12128-1
Ratio Det. or Quadrature	V-9884 17-3497	V-9884 17-3497		V-9885 V-9884 17-3497	V-9884 17-3497	V-9884 17-3497	V-9884 17-3497	V-9884[72] 17-3497	V-11396-1 17-1031[1]	V-11396-1 17-1031[1]
Trap	V-9501-1	V-9501-1	V-9501-1	V-9501-1	V-9501-1	V-10586-1[62]	V-10586-1[62]	V-9882-3 20-1004	V-10771-1	V-11973-1 20-1049
Trap	NOT USED	NOT USED	NOT USED	NOT USED	V-10771[62] V-10771-1	V-10771 V-10771-1	V-10771	V-10771-1	V-9882-3 20-1004	V-9882-3 20-1004
1st Sound IF	V-9882-1 20-1004	V-9882-1 20-1004	V-9882-1 V-9882-2 20-1004	V-9882-1 20-1004	V-9882-1 20-1004	V-9882-2 V-9882-3 20-1004	V-9882-3 20-1004	V-9882-5 20-1004	V-9882-5 V-9883-3 20-1004	V-9882-5 20-1004
2nd Sound IF	V-9883-1 20-1004	V-9883-1 20-1004	V-9882-2 V-9882-1 20-1004	V-9882-1 20-1004	V-9882-2 20-1004	V-9882-2 20-1004	V-9882-2 V-9882-5 20-1004	V-9882-5 V-9882-2 20-1004	V-9882-2 20-1004	V-9883-3 20-1004
AM IF and FM IF	NOT USED	NOT USED	NOT USED	V-6130-1[61] 16-6758	V-10619[64] 16-6758	NOT USED	V-10619[67] 16-6758	V-10619[67] 16-6758	NOT USED	NOT USED
AM IF and FM IF	NOT USED	NOT USED	NOT USED	V-10077-1 V-10078-1 17-3495	V-9688 V-9642 16-3487	NOT USED	V-9688 V-11264-1 16-3487	V-9688 V-11264-1 16-3487	NOT USED	NOT USED
Peaking	V-9915-1 19-3100	V-9915-1 19-3100	V-9915-1 19-3100	V-9915-1 19-3100	V-9915-1[63] 19-3100	V-9915-1 19-3100	V-9915-1[69] 19-3100	V-4886-1 19-1006	V-4886-1[72] 19-1006	V-9915-1 19-3100
Peaking	V-9915-2 19-3300	V-9915-2 19-3300	V-9915-2 19-3300	V-9915-2 19-3300	V-9915-2 19-3300	V-5902-1 19-3125	V-5902-1 19-3125	V-9915-1 19-3100	V-9915-1 19-3100	V-4886-1 19-1006
Peaking	V-9915-3 19-3500	V-9915-3 19-3500	V-9915-3 19-3500	V-9915-3 19-3500	V-9915-3 19-3500	V-9915-3 19-3500	V-5902-5 19-3250	V-5092-1 19-3125	V-5092-1 19-3125	V-5092-1 19-3125
Peaking	NOT USED	NOT USED	NOT USED	NOT USED	NOT USED	NOT USED	NOT USED	V-5902-5 19-3250	V-5902-5 19-3250	V-5902-5 19-3250
RF Choke	V-9099-4[60] 19-1003	V-9099-4[60] 19-1003	V-9099-4[60] 19-1003	V-9099-4[60] 19-1003	V-9099-4[60] 19-1003	V-9099-4[60] 19-1003	V-9099-5 19-1002	V-9099-5 19-1002	V-9915-2 19-3300	V-9915-2[73] 19-3300
Filament Choke	V-4886-2 19-3001	V-4886-2 19-3001	V-4886-2 19-3001	V-4886-2 19-3001	V-4886-2 19-3001	V-4886-2 19-3001	V-4886-2 19-3001	V-4886-2 19-3001	V-4886-2 19-3001	V-4886-2 19-3001

Service notes may be found at the end of the WESTINGHOUSE section.

WESTINGHOUSE

PART NAME	21	22	23	24	25	26	27	28	29	30
Flyback	V-11548-3 Fly-73	V-14627-1 Fly-16[1,38]	V-14346-1 Fly-73[41]	V-14346-1 Fly-73[41]	V-15650-1[43] V-15324-1 Fly-76[1,42]	V-15324-2/-3 Fly-76[1,42]	V-15650-3[47] Fly-76[1,42]	V-15650-2 Fly-76[1,42]	493V001M01 Fly-76[47]	493V004M02[84] 493V004M03 Fly-95
Yoke	V-12218-1/-2 Y-10[27]	V-14662-1 Y-16[35,27]	V-12218-3 Y-10[27]	V12218-3 Y-10[27]	V-15271-1/-4 V-14662-2 Y-16[27,45]	V-15271-1/-2 Y-16[27,45]	V-15995-1[48] V-16036-1 Y-16[27]	V-15271-6/-1 Y-16[27]	490V001M0149 759V007M01 Y-76	490V005M0149 Y-76
Vertical Output	V-10909-2 26S54	V-14609-1 26S24	V-6981-8 26S54[40]	V-10909-2 26S54	V-15325-1[44] 26S72	V-15325-2/-3 26S72	V-15325-4 26S72	V-15325-6 26S72	430V005M01 26S72	430V003M02 430V033M01 26S84
Vert. Blocking Oscillator	NOT USED	NOT USED	NOT USED	NOT USED	NOT USED	NOT USED	NOT USED	NOT USED	NOT USED	NOT USED
Width Coil	V-11791-1 WC-17[1]	V-14602-2 WC-17[1]	V-14602-1 WC-17[1]	V-14602-1 WC-17[1]	V-14602-1 WC-17[1]	NOT USED	NOT USED	NOT USED	NOT USED	NOT USED
Linearity	V-11789-1 WC-18[1]	V-14601-1 WC-18[1]	V-14601-1 WC-18[1]	V-14601-1 WC 18[1]	V-14601-1 WC-18[1]	NOT USED	NOT USED	NOT USED	NOT USED	NOT USED
Power	V-12605-1/A-1[36] 26R88[20]	V-12605-4C 26R88[20]	V-12605-3	V-12605D-2 26R33	V-126055/-4C 26R88[20]	NOT USED	NOT USED	NOT USED	NOT USED	NOT USED
Filament	NOT USED	NOT USED	NOT USED	NOT USED	NOT USED	NOT USED	NOT USED	NOT USED	NOT USED	NOT USED
Focus Coil	V-9253-4/-5 FC-3[1]	NOT USED	NOT USED	NOT USED	NOT USED	NOT USED	NOT USED	NOT USED	NOT USED	NOT USED
Audio Output	V-14080-2[37] 24S49	V-14080-2 24S49	V-14080-2 24S49	V-14080-2 24S49	V-14080-2 24S49	V-14080G-4 V-14080-4 24S49	V-9238E-1 V-9238-3 24S52	V-14080-4/G-5 24S49	V-9238-3 24S52	430V031M01 26S58[51]
Choke	V-6471J-3 26C44	V12170-1 26C44	V-6471-3 26C44	V-6471J-3 26C44	V-6471J-3 V-12170-1 26C44	NOT USED	NOT USED	NOT USED	NOT USED	430M032M01 26C77
Horizontal Oscillator	SEE RINGING COIL	SEE RINGING COIL	SEE RINGING COIL	SEE RINGING COIL	SEE RINGING COIL	SEE RINGING COIL	SEE RINGING COIL	SEE RINGING COIL	SEE RINGING COIL	SEE RINGING COIL
Horizontal Ringing Coil	V-6764 HS-5	V-6764 HS-5	V-6764 HS-5	V-6764 HS-5	V-6764 HS-5	V-6764-1[46] HS-5	V-15791-1 HS-5	V-15791-1 HS-5	V-15791-1 HS-5	230V005A01
Antenna Input (Balun)	NOT USED	NOT USED	NOT USED	15-1082	V-8621-2 V-8621-3 15-1082	15-1083	V-8621-3 15-1082	V-8621-5 15-1083		V-19024-9
Video IF	V-9882-8 20-1049	V-9882-8 20-1049	V-9882-8 20-1049	V-9882-8 20-1049	V-9882-8 20-1049	V-15066-1 V-15066-2	V-15683-1	V-16015-1	235V001M01	235V003M01
Video IF	V-9879 17-5001	V-9879-1 17-5001	V-9879-1 17-5001	V-9879 17-5001	V-9879-4 17-5001	V-15068-1 17-4522	V-15684-1	45.2MC 17-4523	V-15684-1	235V004M01
Video IF	V-9879 17-5001	V-9879-1 17-5001	V-9879-1 17-5001	V-9879 17-5001	V-9879-4 17-5001	V-15068-1 17-4522	V-15685-1 17-5014	43.1MC 17-4522	V-15685-1 17-5014	235V004M01
Video IF	V-12128-1	V-12128-1	NOT USED	V-12128-1	NOT USED	NOT USED	NOT USED	NOT USED	V-15686-1	NOT USED
Ratio Det. or Quadrature	V-11396-1 17-1031[1]	V-11396-1 17-1031[1]	V-11396-1 17-1031[1]	V-11396-1 17-1031[1]	V-11369-1 17-1031[1]	V-11396-1 17-1031[1]	V-15790-1 17-1075	V-15790-1 17-1075	V-15790-1 17-1075	230V007M02 20-1054
Trap	V-11973-1 20-1049	V-11973-1 20-1049	V-11973-1 20-1049	V-11973-1 20-1049	V-11973-1 20-1049	V-15349-1	V-15795-1	47.25MC 20-1049	V-15795-1	230V008M01
Trap	V-9882-9 20-1004	V-9882-9 20-1004	V-9882-9 20-1004	V-9882-9 20-1004	V-15490-1 17-3400	V-15490-1 17-3400	NOT USED	V-15795-1 20-1005		V-15795-1 20-1005
1st Sound IF	V-9882-5 20-1004	V-9882-5 20-1004	V-9882-5 20-1004	V-9882-5 20-1004	V-15490-1 17-3400	V-15490-2 20-1004	V-15795-2	V-15795-2	V-15795-2	V-15795-2
2nd Sound IF	V-9882-2 20-1004	V-9882-2 20-1004	NOT USED	V-9882-2 20-1004	V-15490-1 17-3400	NOT USED	NOT USED	NOT USED	NOT USED	NOT USED
AM IF and FM IF	NOT USED	NOT USED	NOT USED	NOT USED	V-10945-1[75] 16-6758	NOT USED	NOT USED	NOT USED	NOT USED	NOT USED
AM IF and FM IF	NOT USED	NOT USED	NOT USED	NOT USED	V-10945-1 16-6758	NOT USED	NOT USED	NOT USED	NOT USED	NOT USED
Peaking	V-9915-1 19-3100	V-5902-2 19-3125	V-5902-2 19-3125	V-5902-5 19-3250	V-15480-2 19-3125	V-15480-2 19-3125	V-15796-1 19-3100	V-15796-1 19-3100		V-15796-1 19-3100
Peaking	V-4886-1 19-1006	V-4886-1 19-1006	V-9915-2 19-3300	V-4886-1 19-1006	V-15480-4 19-3160	V-15480-6 19-3300	V-15796-6 19-3300	V-15480-6 19-3300		V-15480-6 19-3300
Peaking	V-5902-1 19-3125	V-9915-7 19-3160	V-5902-1 19-3125	V-9915-7 19-3160	V-15480-5 19-3300	V-15480-3 19-3125	V-15796-4 19-3160	V-15796-4 19-3160		V-15796-3 19-3125
Peaking	V-5902-5 19-3250	V-9915-8 19-3300	V-9915-2 19-3300	V-9915-8 19-3300	V-4886-1 19-1006	V-15480-6 19-3300	V-15796-7 19-3250	V-15796-7 19-3250		V-15796-6 19-3300
RF Choke	V-9915-2 19-3300	V-9915-2[74] 19-3300	NOT USED	V-9915-2 19-3300	V-15480-6[74] 19-3300	V-9099-2 19-1003	V-9099-2 19-1003	V-9099-2 19-1003		23 V019M10 19-1006
Filament Choke	V-4886-2 19-3001	V-4886-2 19-3001	V-4886-2 19-3001	V-4886-2 19-3001	V-4886-2 19-3001	NOT USED	NOT USED	NOT USED		NOT USED

Service notes may be found at the end of the WESTINGHOUSE section.

WESTINGHOUSE

PART NAME	31	32	33	34	35	36	37	38	39	40
Flyback	493V003M03 Fly 96	493V003H05 Fly 96[77]	493V003H04[85] 493V003M04 Fly 216	493V004H07 Fly 95[77]	493V004H08 Fly 227	493V003H07 Fly 269	493V007H01[93] Fly 268	493V006H01 Fly 96[94]	493V006H01/05 Fly 96[94]	493V006H03 Fly 269
Yoke	490V001M01 759V007M01 Y 76	490V006H01/02 496V003H07 Y 53	490V004H01/M 490V004M01 Y 56	490V006H01[88] Y 53	490V001H04 490V003H09 Y 56	490V001H05 Y 56	490V007H01 490V008H01/02 Y 53[78]	490V007H01[98] 490V008H02 Y 53	490V008H02/03 Y 53[99]	490V008H02/04 Y 53[99]
Vertical Output	430V005M02/C 26S28	430V039H01 430V039M01 26S72	430V033H03 430V033H02 26S84	430V005H04 26S28	430V053H01 26S71	430V039H01 26S72	430V005H04/5/6 26S28	430V009H01/02 26S72	430V039H01/02 26S72	430V039H01 26S72
Vert. Blocking Oscillator	NOT USED	NOT USED	NOT USED	NOT USED	NOT USED	NOT USED	NOT USED	NOT USED	230V097H01	NOT USED
Width Coil	NOT USED	NOT USED	NOT USED	NOT USED	NOT USED	NOT USED	NOT USED	NOT USED	230V103H01	NOT USED
Linearity	NOT USED	NOT USED	NOT USED	NOT USED	NOT USED	NOT USED	NOT USED	NOT USED	NOT USED	NOT USED
Power	NOT USED	NOT USED	NOT USED	NOT USED	NOT USED	NOT USED	NOT USED	410V012H01 26R125	410V028H01 26R128	NOT USED
Filament	NOT USED	430V04H01	NOT USED	NOT USED	NOT USED	NOT USED	NOT USED	NOT USED	NOT USED	NOT USED
Focus Coil	NOT USED	NOT USED	NOT USED	NOT USED	NOT USED	NOT USED	NOT USED	NOT USED	NOT USED	NOT USED
Audio Output	430V026M01 24S52	430V038H01[83] 24S52	493V037H01[80]	430V041H01 24S52	430V01H01[89] 24S58[51]	430V067H01 26S48	430V088H01/2 22S86[1]	490V083H01[95] 24S07	430V083H01 24S07	430V110H01 24S07
Choke	NOT USED	430V032H03[87] 430V032H01 26C77	430V032H02[86] 26C79		430V032H04[91] 26C77	430V064H01 26C79	430V099H01[91] 26C79	430V064H01[96] 26C79	430V064H01 430V115H01 26C79	430V064H01 26C79
Horizontal Oscillator	SEE RINGING COIL	SEE RINGING COIL	SEE RINGING COIL	SEE RINGING COIL	SEE RINGING COIL	SEE RINGING COIL	SEE RINGING COIL	SEE RINGING COIL	SEE RINGING COIL	SEE RINGING COIL
Horizontal Ringing Coil	230V005A01	230V032H01 HS 16	230V032H01 230V032M01 HS 16	230V032H01 HS 16	230V005A01	230V032H01 HS 16	230V032H01 HS 16	230V032H01 HS 16	230V032H01 HS 16	230V032H01 HS 16
Antenna Input (Balun)	NOT USED	690V004H02								
Video IF	235V003M01	235V021H01	235V003H01	235V003H01	235V004H01	235V020H03	235V049H01 17-4523	235V049H01 17-4523	235V049H01 17-4523	235V020H03
Video IF	235V004M01	235V020H01	235V020H01	235V020H01	235V004H01	235V005H03	235V048H01 17-3419	235V048H01 17-3419	235V048H01 17-3419	235V020H03
Video IF	235V004M01	235V020H01	235V020H01	235V020H01	235V005H02	235V020H03	235V048H02 17-3419	235V048H02 17-3419	235V048H02 17-3419	235V005H03 17-3419
Video IF	NOT USED	235V005H01	235V005H01	235V005H02	235V003H01	235V021H02	235V069H01	235V069H01	235V069H01	235V021H02
Ratio Det. or Quadrature	230V007M02 20-1054	230V031H01 20-1055	230V031H01 20-1055	230V031H01 20-1055	230V007H03	230V031H01 20-1055	230V031H01 20-1055	230V031H01 20-1055	230V031H01 20-1055	230V031H01 20-1055
Trap	230V008M01	230V042H02		230V030H02	230V008H01	230V059H01	230V069H02 20-1044	230V069H02 20-1044	230V069H02 20-1044	230V030H01 17-4538
Trap	V-15795-1 20-1005	230V030H01 17-4538	230V030H01 17-4538	230V030H01 17-4538	230V027H01 V-15795-1 20-1005	230V030H01 17-4538	230V076H01/02 230V030H01 17-4538	230V076H01/02 230V030H01 17-4538	230V076H01/02 230V030H01 17-4538	230V069H01
1st Sound IF	V-15795-2	230V030H02	230V030H04	230V030H06	230V027H02 V-15795-2	230V030H07/02	230V083H01	230V030H07	230V030H08	230V030H02 230V030H07
2nd Sound IF		NOT USED	230V030H04	235V020H02	NOT USED	235V046H01	235V046H01	235V046H01	235V046H01	235V046H01
AM IF and FM IF	NOT USED	NOT USED	NOT USED	NOT USED	NOT USED	NOT USED	NOT USED	235V023H11 16-6780	NOT USED	235V023H11 16-6780
AM IF and FM IF	NOT USED	NOT USED	NOT USED	NOT USED	NOT USED	NOT USED	NOT USED	235V039H03[97] 16-3487	NOT USED	235V023H11 16-6780
Peaking	V-15796-1 19-3100	230V034H02 19-3100	230V034H02 19-3100	230V019H12 19-3250	V-15796-1 19-3100	230V034H01 19-3330	230V034H05 19-4201	230V034H09 19-3330		230V034H01 19-3330
Peaking	V-15796-6 19-3300	230V034H04 19-3500	230V034H01 19-3330	230V034H01 19-3330	230V019H12 19-3250	230V034H03 19-3125	230V034H03 19-3125	230V034H13 19-3250		230V034H03 19-3125
Peaking	V-15796-3 19-3125	230V034H05 19-4201	NOT USED	230V034H04 19-3500	230V010H02 19-3180	NOT USED	230V034H04 19-3500	230V034H03 19-3125	NOT USED	230V034H10
Peaking	230V010M09 19-3500	230V034H06 19-4400	NOT USED	230V034H03 19-3125	230V010H09 19-3500	NOT USED		230V034H04 19-3500		
RF Choke	230V010M08 19-7047	230V019H10 19-1006	230V019H10 19-1006	230V019H10 19-1006	230V019H10 19-1006	230V019H10 19-1006	230V019H15 19-1006	230V019H15 19-1006		
Filament Choke	230V019M05 19-1006	230V019H10 19-1006	230V019H10 19-1006	230V019H10 10-1006						

Service notes may be found at the end of the WESTINGHOUSE section.

WESTINGHOUSE

PART NAME	41	42	43	44	45	46	47	48		
Flyback	493V007H03/LW Fly 268	493V010H01	430V007H05/6/7	493V011H01	690V037H23 Fly 273	493V014H01 493V015H01	493V012H01/02	493V016H01		
Yoke	490V008H02/04 Y 53	490V008H03 Y 53	490V008H03 Y 53	490V011H01 Y 102	690V038H46 Y 107	490V011H01 Y 102	490V012H01	490V008H03 Y 53		
Vertical Output	430V005H04/7 26S28	430V039H01/3 26S72	430V005H04/9 26S28	430V039H05 26S72	690V037H25 690V039H33 26S86	430V039H05 26S72	430V039H05/06 26S72	430V005H04/09 26S28		
Vert. Blocking Oscillator	NOT USED	NOT USED	NOT USED	NOT USED	NOT USED	NOT USED	NOT USED	NOT USED		
Width Coil	NOT USED	230V118H01	230V065H03	NOT USED	NOT USED	NOT USED	NOT USED	230V065H03		
Linearity	NOT USED	NOT USED	NOT USED	NOT USED	690V037H56 690V039H41	NOT USED	NOT USED	NOT USED		
Power	410V029H01 26R119	410V042H01 26R113	NOT USED	NOT USED	690V037H26 690V039H34 26R150	NOT USED	NOT USED	NOT USED		
Filament	NOT USED	NOT USED	NOT USED	NOT USED	NOT USED	410V051H01 21F21[1]	NOT USED	NOT USED		
Focus Coil	NOT USED	NOT USED	NOT USED	NOT USED	690V037H38 690V039H35	NOT USED	NOT USED	NOT USED		
Audio Output	430V088H03[12]	430V123H01 24S07	430V088H05 22S61	430V128H01 22S61[1]	690V037H24 26S48	430V128H02[76] 24S05[1]	430V128H02[52] 24S05[1]	433V088H06/05 24S60[1]		
Choke	430V064H01 26C79	430V115H01[39] 430V121H02 26C79	430V121H01/02 26C77	430V064H01 430V134H01 26C79	690V037H41 26C81	430V064H01 430V134H01 26C79	430V134H01 430V064H01 26C79	430V121H01/02 26C77		
Horizontal Oscillator	230V032H01 HS 16	230V032H01 HS 16	230V032H01 HS 16	230V032H01 HS 16	690V037H49	230V032H01 HS 16	230V032H01 HS 16	230V032H01 HS 16		
Horizontal Ringing Coil	NOT USED	NOT USED	NOT USED	NOT USED	NOT USED	NOT USED	NOT USED	NOT USED		
Antenna Input (Balun)										
Video IF	235V049H01	235V049H01	235V049H01	235V049H02	690V037H31 17-3418	235V049H02	235V049H02	235V049H01		
Video IF	235V048H01 17-3419	235V048H04 17-3419	235V048H04 17-3419	235V048H04 17-3419	690V037H32 17-3419	235V048H04 17-3419	235V048H04 17-3419	235V048H04 17-3419		
Video IF	235V048H01 17-3419	235V045H04 17-3419	235V045H04 17-3419	235V094H02	690V037H33/34	235V094H05	235V094H05	235V116H01		
Video IF	235V069H01	235V094H01/4	235V094H01/4	235V094H05	690V039H57/58	NOT USED	NOT USED			
Ratio Det. or Quadrature	230V031H01 20-1055	230V031H01 20-1055	230V031H01 20-1055	230V031H01 20-1055	690V037H30	230V031H01 20-1055	230V031H01 20-1055	230V031H01 20-1055		
Trap	230V030H01 17-4538	230V030H01 17-4538	230V076H01/2	230V076H01/2	690V037H43	230V076H01	230V076H01	230V076H01		
Trap	230V069H01/02	230V069H01/02	230V030H09	235V076H02	690V037H46	235V076H02/04	235V076H02/04	230V030H09		
1st Sound IF	230V083H01	230V083H01	230V083H01	235V076H02	690V037H28 20-1052	235V046H01	235V046H01	230V083H01		
2nd Sound IF	235V046H01	235V046H01	235V046H01	235V046H01	690V037H29	NOT USED		230V046H01		
AM IF and FM IF	NOT USED	NOT USED	NOT USED	NOT USED	NOT USED	235V023H11 16-6780	NOT USED	NOT USED		
AM IF and FM IF	NOT USED	NOT USED	NOT USED	NOT USED	NOT USED	235V023H11 16-6780	NOT USED	NOT USED		
Peaking	230V034H03 19-3160	230V034H16 19-3125	230V034H03 19-3160	230V117H02 19-3160 19-4500	690V037H47 19-3036	230V117H03 19-3125	230V117H03 19-3125	230V034H03 19-3160		
Peaking	230V034H04 19-4500	230V117H01 19-4073	230V034H02 19-3100	230V034H04 19-4500	690V037H54 19-4060	230V034H11 19-3660	230V034H11 19-3660	230V034H02 19-3100		
Peaking	230V034H10	19-3660	230V034H04 19-4500	NOT USED	690V037H55 19-3125	230V034H13 19-3250	230V034H13 19-3250	230V034H04 19-4500		
Peaking	NOT USED	NOT USED	NOT USED	NOT USED	690V037H53 19-3600	230V034H04 19-4500				
RF Choke	230V019H15 19-1006			230V065H04 19-2004	690V037H40 19-1004	230V019H10 19-1006	230V019H10 19-1006	230V019H10 19-1006		
Filament Choke										

Service notes may be found at the end of the WESTINGHOUSE section.

1 Mounting difference.
2 Amplifier chassis V-2149 uses V-6506 replaced by 22R02;
Amplifier chassis V-2149-1 uses V-2851 replaced by 22R06[1].
3 V-6516 used in a few models replaced by 26C41[1].
4 V-6161, V-6515, V-9142 used in a few models - no replacement, V-6504 used in amplifier V-2149 replaced by 26C42.
5 V-6457, V-6995 High voltage osc. - no replacement.
6 V-6486-2 used in chassis V-2150-31 replaced by Y 12.
7 V-6988 used in chassis V-2150-31 - no replacement.
V-6851 used in amplifier chassis V-2149-2 replaced by 22R06[1].
8 V-5900-2 used in V-2150-31 replaced by FC 1.
9 V-6852 used in V-2149-2 replaced 24S61.
10 V-6981-1 used in chassis V-2150-61/A/B, V-2150-41 replaced by 26S53, V-6508 listed as alternate replaced by 26S78.
11 V-5900-1 used in chassis V-2150-41 replaced by FC 1.
12 Parallel 6.3 volt windings.
430V088H01 replaced by 22S61.
13 V-9454 used in chassis V-2150-94 - no replacement.
14 V-9280-3, V-9278, V-9279-1 - no replacement.
15 V-6851 used in amplifier chassis V-2149-3 replaced by 22R06[1].
16 V-6987 used in chassis V-2150-101 replaced by 26S50.
17 V-6981-3 used in some productions replaced by 26S53.
18 Mount on top of chassis.
19 V-9814 used in model V-2150-176U replaced by 26S48[1].
20 Series 6.3 volt high current windings for 12.6 volt winding.
21 V-9982 (alternate) replaced by 24S51.
22 V-10288-1 used in chassis V-2192/-1 replaced by 24S50.
23 V-9983 used in chassis V-2203-1 replaced by 22S47[1].
24 V-10909-1 used in chassis V-2219-1 replaced by 26S54.
25 V-11360-1 used in chassis V-2218-1 replaced by 22S45[1].
V-9982-2 used in chassis V-2207-1, V-2220-1/-3 replaced by 24S51.
26 V-9958-4 used in chassis V-2202-3 - no replacement.
27 Use original rear cover and centering device.
28 V-11789-1 used in a few chassis replaced by WC 18 (use original slug or remount through chassis).
29 Use low secondary tap.
30 V-11544-5/5N, V-00544-3 used in chassis V-2249-1/-4, V-2247-1 - no replacement.
31 V-9982-2 used in chassis V-2208-1, 2221-1 replaced by 24S52,
V-11360-1 used in chassis V-2218-2 replaced by 22S45[1].
32 V-9238 used in chassis V-2232-2, 2233-1/-2/-3 replaced by 24S52,
V-12169-1 used in V-2249-1 - no replacement, V-9238D-2 used in V-2260-12/-14, 2270-122/-124 replaced by 24S52, V-14080-2 used in a few chassis replaced by 26S52[1].
33 V-11192-1 used in chassis V-2249-1 - no replacement.
34 Also use WC 20 width coil; connect original #5 and 6 to 1 and 2 of WC 20, connect original 7 and 8 to new 3 and 4 of WC 20.
35 May require use of original network.
36 V-11544-6 used in late chassis V-2263-22, 2273-222 - no replacement.
37 V-9238-2 used in early chassis replaced by 26S52.
38 Original terminals 4 - 3 - 8 - 7 Connect 3 & 4 of WC 20 across 3 and 1 of
new terminals 7 - 5 - 3 - 1 Fly 16, #1 & #2 of WC 20 across original terminals 5 & 6.
39 Connect as autoformer. 430125H01 - no replacement.
40 Connect as follows: Blue to Plate of Vertical Output tube, red to .25 & .01 MFD and orange lead of yoke junction, remove green lead of yoke and .25 MFD from ground, connect to point of original red lead.
41 Original terminals 7 - 6 - 5 - 1
new terminals 4 - 8 - 5 - 6
42 Original terminals 1 - 11 - 10 - 7 - 4 - 3 Require 2 turns filament winding,
new terminals 5 - 4 - 4 - 2 - 7 - 8 add 50-100MMFD across yoke for additional width if necessary.
43 V-14627-1 used in chassis V-2318, V-2328 Series replaced by Fly 16[38].
44 V-14609-1 used in chassis V-2318, V-2328 Series replaced by 26S24.
45 Connect #3 of yoke to #10 of transformer.
Connect #1 of yoke to #7 of transformer.
46 V-15914-1 (alternate) - no replacement.
47 493V001M01 replaced by Fly 76.
Original terminals 1 - 11 - 10 - 7 - 3 - 4
new terminals 5 - 4 - 4 - 1 - 8 - 7
Change damping network to 100MMFD in series with 2.2 K resistor across terminals #3 & 7 of yoke and 100MMFD across 1 & 2 of yoke.
48 759V007M01/02 used in late V-2342, V-2342, V-2343 replaced by Y 76.
49 496V003M04/05 used in some models of Chassis 2311, 2321, 2370 & 2380 Series - no replacement.
50 690V039H32 used in Chassis V-2473-3/-4 - no replacement.
51 Use original frame and terminal board.
52 430V116H05 used in V-2515-9 replaced by 22S86[1].
53 V-4886-4 replaced by 19-3036; V-4886-2 replaced by 19-3001.
54 V-6128 replaced by 17-3498; V-9340 replaced by 17-3493.
55 Not used in all sets.
56 V-9586-2, V-9586-3, V-5899 - no replacement; V-9340 replaced by 17-3493.
57 V-5902-4, V-9279-1, 19-3100, V-9099-2 replaced by 19-1003.
58 Used in radio chassis V-2137; V-9340 replaced by 17-3493.
59 V-5899 replaced by 19-3011.
60 V-4886-1, 9099-1 replaced by 19-1006; V-9099-5 replaced by 19-1002.
61 Use in radio chassis V-2173.
62 V-10586-1 - no replacement; V-9882-3 replaced by 20-1004.
63 V-5902-1 replaced by 19-3125; V-5902-5 replaced by 19-3250;
V-9099-2 replaced by 19-1003.
64 Used in radio chassis V-2180-3; V-10351-1 replaced by 16-6770; V-9828 replaced by 17-3498.
65 V-9892-4 replaced by 20-1049.
66 Antenna transformer used in chassis V-2219-1 - no replacement.
67 Used in radio chassis V-2180-9, V-2180-10; V-10350-1 replaced by 16-6770; V-9829 replaced by 17-3498.
68 V-9882-6 used in chassis V-2207-1; V-2222-1/-3/-11; V-2220-2 replaced by 20-1049; V-11396-1 replaced by 17-1031[1] in above chassis.
69 V-4886-1 replaced by 19-1006; V-9915-2 replaced by 19-3300, used in chassis V-2207-1; V-2222-1/-3/-11; V-2220-2.
70 V-9882-7 replaced by 20-1049; V-11396-1 replaced by 17-1031[1].
V-9915-2 replaced by 19-3300; V-4886-1 replaced by 19-1006, used in chassis V-2216-4/-5; V-2217-4/-5; V-2216-5; V-2217-4/-5.
71 Antenna input transformer replaced by 15-1083 in chassis V-2227-1/-2.
72 V-9915-3 replaced by 19-3500.
73 V-9882-2 replaced by 19-1003; V-9099-5 replaced by 19-1002.
74 V-9099-2 replaced by 19-1003.
75 V-14408-2 replaced by 14-1073; used in radio chassis V-2189-6.
76 V-9881-1 - no replacement. 430V150H01, 430V145H01 replaced by 22S61[1].
77 Connect same as original except connect original terminal #5 to new #4.
78 Connect same as original.
80 430V048H01 used in chassis V-2366-1 replaced by 24S48.
430V063H01 used in chassis V-2374-1/-2 replaced by 24S53.
81 V-9904-2, V-10214-1, V-10204-1 used in some models replaced by Fly 159.
82 V-10213-1 used in some models replaced by Fly 158.
83 430V045H01 used in chassis V-2364-1/-2/-3/-4 replaced by 26S48.
84 493V004M04 used in V-2370-42/-44/-82/-84, V-2380-401/801 replaced by Fly 95 (if insufficient width add approximately 100 MMFD across Flyback terminals #3 and 4.)
85 493V003H06/M06 used in chassis V-2371-21/-31, V-2381-303, later production. Chassis V-2366-1/-2, V-2374-1/-2 replaced by Fly 215.
86 430V032H01/M01 replaced by 26C77, 430V064H01 used in chassis V-2374-1/-2 replaced by 26C79.
87 430V064H01 used in Chassis V-2376-1/-2 replaced by 26C79.
88 490V006M01, 496V003H07/M07 also replaced by Y 53.
89 430V066H01 used in Chassis V-2365-11/-12 replaced by 22S45[90].
90 Use original channel frame.
91 430V064H01 used in some models replaced by 26C79.
93 493V007H02 used in Chassis V-2384-5/-6/-14/-15, V-2412-1/-2/-5/-6/-7/-8/-11/-12 - replaced by Fly 268.
94 Connect original terminal #2 - 1 - 4 - 6 - 3 - T - S
to new terminal #6 - 4 - 4 - T - 3 - 2 - 1
Terminals 1 & 2 not used for 493V006H05.
95 490V095H01 used in Stereo Amp. Chassis V-2510-4 and V-2378-7 replaced by 24S144.
94 430V099H01 used in Chassis V-2378-7 replaced by 26C79.
97 235V059H01 2nd FM IF replaced by 16-3490.
98 490V008H02 used in Chassis V-2389-1/-2/-3 replaced by Y 53[99].
99 Connect Yoke Terminal #2 to Flyback #4.
" " " #1 & 3 to " #5.
" " " #7 to junction of 39 K resistor and the .0047 MFD. and .047 MFD Capacitors.

PARTS LIST

USE THIS PAGE if PART NUMBER is available.

ZENITH

MFR'S. PART	REPLACEMENT
S-1704	
S-12249	
S-12250	
S-12251	
S-12252	
S-13970	16-6675
S-13973	17-3484
S-15015	Fly 53
S-15041	
S-15042	
S-15048	20-1021
S-15049	
S-15050	
S-15051	17-1003
S-15052	17-1003
S-15053	
S-15054	
S-15055	17-1004
S-15057	20-1004
S-15058	
S-15059	
S-15060	19-3001
S-15062	
S-15065	19-3001
S-15125	
S-15126	
S-15127	
S-15128	19-1005
S-15242	17-1004
S-15709	Fly 53
S-15711	
S-15911	Fly 53
S-16009	17-1003
S-16010	
S-16011	19-3250
S-16012	17-3412
S-16013	20-1005
S-16014	
S-16015	19-3300
S-16016	19-3300
S-16038	
S-16049	
S-16186	
S-16024	Fly 53
S-16239	
S-16274	
S-16275	$17\text{-}5001^{2}$
S-16276	$17\text{-}5001^{2}$
S-16356	
S-16556	
S-16565	
S-16566	Fly 52
S-16604	$17\text{-}5001^{2}$
S-16605	$17\text{-}5001^{2}$
S-16624	20-1004
S-16652	
S-16656	17-3402
S-16738	$17\text{-}3402^{2}$
S-16751	$WC\ 15^{2}$
S-16752	
S-16855	
S-16984	19-3001
S-17052	
S-17053	
S-17112	
S-17114	HS 6
S-17116	17-3401
S-17130	Fly 53
S-17140	Fly 52
S-17173	
S-17175	
S-17176	$WC\ 23^{2}$
S-17230	
S-17233	Fly 52
S-17265	Fly 53
S-17290	
S-17343	19-3093
S-17434	Fly 52
S-17435	Fly 52
S-17472	17-5001
S-17505	
S-17906	
S-17907	17-5004
S-17908	$17\text{-}5001^{2}$
S-17911	19-3160
S-17912	19-3160
S-17927	Fly 52
S-17939	Fly 52
S-17940	$WC\ 15^{2}$
S-17949	$WC\ 15^{2}$
S-17954	17-3412
S-17955	20-1005
S-17956	17-3401
S-17957	
S-17958	19-3500
S-18020	19-3001
S-18125	Fly 52
S-18157	
S-18209	20-1049
S-18210	20-1049
S-18211	20-1045
S-18420	
S-18421	$WC\ 16^{11}$

MFR'S. PART	REPLACEMENT
S-18426	
S-18537	Fly 52
S-18566	Fly 82
S-18567	Fly 82
S-18568	
S-18570	$WC\ 25^{11}$
S-18589	$17\text{-}4534^{87}$
S-18590	
S-18727	19-3100
S-18730	17-5004
S-18740	
S-18744	20-1045
S-18748	WC 24
S-18749	19-1006
S-18750	19-3180
S-18751	$19\text{-}3160^{49}$
S-18812	19-3250
S-18859	19-3001
S-18990	Fly 82
S-19001	20-1005
S-19002	$17\text{-}3402^{49}$
S-19006	17-3412
S-19020	17-6011
S-19032	Fly 83
S-19079	Fly 83
S-19342	$WC\ 23^{11}$
S-19408	Fly 110
S-19409	WC 24
S-19411	WC 23
S-19486	$WC\ 18^{11}$
S-19712	17-3412
S-19728	Fly 82
S-19735	
S-19736	17-5004
S-19743	HS 6
S-19854	Fly 82
S-19952	17-5004
S-19953	$19\text{-}3160^{54}$
S-19954	19-3160
S-19955	
S-19958	20-1049
S-19959	
S-19962	16-3445
S-19969	19-3036
S-20021	$19\text{-}4201^{55}$
S-20099	Fly 132
S-20216	14-1074
S-20219	16-3445
S-20290	20-1045
S-20367	19-3180
S-20607	$19\text{-}4180^{55}$
S-20622	$17\text{-}4501^{61}$
S-21623	17-4524
S-20880	$19\text{-}3125^{64}$
S-20908	Fly 52
S-20993	Fly 84
S-21012	$19\text{-}3125^{62}$
S-21019	17-5002
S-21041	
S-21078	Fly 84
S-21219	Fly 117
S-21261	Fly 117
S-21264	Fly 116
S-21317	Fly 111
S-21345	Fly 111
S-21492	
S-21561	$19\text{-}1006^{60}$
S-21562	$19\text{-}3160^{60}$
S-21563	$19\text{-}3125^{60}$
S-21686	
S-21718	20-1049
S-21719	17-4538
S-21752	19-1005
S-21888	19-1004
S-22130	Fly 114
S-22154	Fly 116
S-22169	Fly 114
S-22321	$17\text{-}4511^{2}$
S-22331	$17\text{-}4511^{2}$
S-22343	
S-22344	17-5001
S-22345	17-5001
S-22347	$17\text{-}3495^{2}$
S-22348	16-3445
S-22350	$20\text{-}1020^{83}$
S-22352	HS 5
S-22444	19-6022
S-22451	Fly 118
S-22475	19-3500
S-22502	
S-22678	15-1083
S-22720	Fly 139
S-22722	
S-22777	19-1005
S-22996	Fly 114
S-23016	17-4511
S-23049	Fly 133
S-23221	
S-23226	
S-23228	
S-23348	16-3445
S-23424	19-3660
S-23438	Fly 118

MFR'S. PART	REPLACEMENT
S-23490	
S-23632	15-1083
S-23940	
S-23984	$Fly\ 114^{72}$
S-23989	$Fly\ 114^{73}$
S-23992	17-4522
S-23993	17-4523
S-23995	Fly 118
S-23998	Fly 118
S-23999	$17\text{-}4522^{2}$
S-24001	
S-24080	
S-24095	Fly 118
S-24644	15-1083
S-24645	15-1083
S-24736	$20\text{-}1020^{87}$
S-24775	
S-24978	Fly 128
S-40019	$Fly\ 114^{59}$
S-40124	Fly 118
S-40125	Fly 118
S-40235	
S-40275	
S-40276	$20\text{-}1020^{87}$
S-40279	17-4522
S-40280	17-4523
S-40284	$Fly\ 181^{42}$
S-40289	
S-40294	
S-40486	15-1082
S-40818	
S-40820	17-4538
S-40821	17-4538
S-40822	17-4522
S-40823	17-4523
S-40824	17-4538
S-40836	17-4538
S-41196	$Fly\ 118^{42}$
S-41198	$Fly\ 183^{43}$
S-41369	
S-41370	
S-41395	
S-41511	
S-41676	19-3375
S-41687	
S-41703	
S-41710	17-6011
S-41719	
S-41722	
S-41879	19-3075
S-41880	19-3160
S-41883	$20\text{-}1049^{89}$
S-41887	
S-41889	17-4524
S-41890	17-4524
S-41891	$17\text{-}4523^{2}$
S-41897/98	
S-41899	$17\text{-}1021^{79}$
S-41906	Fly 181
S-41974	$Fly\ 181^{27}$
S-41977	
S-41988	Fly 183
S-41990	
S-42042	
S-42054	
S-42135	
S-42153	
S-42214	
S-42624	$19\text{-}3100^{60}$
S-42734	
S-42795	20-1049
S-42872	$20\text{-}1020^{87}$
S-42874	17-4522
S-42875	$20\text{-}1020^{87}$
S-42878	Fly 184
S-43125	20-1020
S-43126	20-1020
S-43219	$19\text{-}4201^{78}$
S-43442	
S-43443	17-4524
S-43615	19-3125
S-43616	19-3125
S-43618	$19\text{-}3180^{60}$
S-43619	19-3180
S-43622	
S-43717	$17\text{-}1020^{79}$
S-43891	
S-43892	$20\text{-}1049^{97}$
S-44279	HS 7
S-45229	$20\text{-}1005^{40}$
S-45510	Fly 271
S-45539	17-4524
S-45543	HS 7
S-45678	HS 7
S-45679	HS 7
S-45680	Fly 220
S-45831	$20\text{-}1005^{40}$
S-46557	
S-46564	Fly 217
S-46571	
S-46592	Fly 182
S-46740	$17\text{-}4524^{87}$
S-46741	$17\text{-}4524^{87}$

MFR'S. PART	REPLACEMENT
S-46867	
S-46868	
S-46875	17-4522
S-46876	17-4522
S-46877	17-4522
S-47071	Fly 182
S-47149	
S-47150	HS 6
S-47624	17-4523
S-47660	WC 14
S-47662	Fly 219
S-47666	
S-47681	
S-47698	
S-47702	$20\text{-}1005^{42}$
S-47905	$19\text{-}3250^{64}$
S-47906	19-4400
S-47907	
S-47967	
S-47968	17-4522
S-48045	20-1044
S-48046	20-1049
S-48197	Fly 217
S-49099	
S-49189	
S-49892	
S-49918	Fly 218
S-50095	Fly 218
S-50341	20-1020
S-50474	17-4522
S-50485	17-3402
S-50487	
S-50488	20-1020
S-50489	
S-50491	
S-50536	
S-51445	20-1020
S-51508	17-1021
S-51583	Fly 250
S-51643	17-4523
S-51746	17-4538
S-51747	17-4538
S-51748	19-3100
S-51749	17-4500
S-51750/52	17-4500
S-51753	17-4535
S-51754	17-4523
S-51755	17-4523
S-52322	Fly 271
S-52410	20-1044
S-52645	19-3180
S-52679	19-4400
S-52687	
S-53053	17-4538
S-53067	19-4201
S-53071	20-1044
S-53072	17-4538
S-53097	Fly 218
S-53098	
S-53099	17-4500
S-53354	Fly 171
S-53545	
S-53551	
S-53617	19-3275
S-53620	
S-53706	Fly 271
S-53754	
S-53840/C	
S-54083	19-3060
S-54785	
S-54824	
S-54829	$Fly\ 218^{42}$
S-54860	
S-55139	17-4502
S-55140	
S-55229	20-1005
S-55294	17-6016
S-55307	
S-55842	$Fly\ 218^{42}$
S-56141	
S-56446	
S-56502	
S-56503	
S-56508	17-1021
S-56538	Fly 274
S-56686	
S-56687	
S-56689	
S-56752	Fly 271
S-56760	
S-56761	
S-56875	HS 7
S-56876	HS 6
S-56877	
S-57271	
S-57621/22	17-4502
S-57623/24	17-4523
S-57625	
S-57628	
S-57630	Fly 271
S-58034	
S-58035	
S-58047	17-4538

MFR'S. PART	REPLACEMENT
S-58110	
S-58187	
S-58348	
S-58349	
S-58350	Fly 217
S-58355	
S-58357	
S-58377	20-1005
S-58515/16	
S-58518	Fly 275
S-58565	Fly 218
S-58572	
S-58573	17-4522
S-58612	
S-58613	17-4522
S-58614	
S-58675	HS 7
S-58725	17-4500
S-58737	17-4500
S-58738	17-4500
S-58742	17-4523
S-58776	17-6011
S-58777	17-6011
S-58821	17-4538
S-58822	
S-58824	
S-58826	Fly 250
S-59102	
S-59194	
S-59297	
S-60752	
S-60984	Fly 218
S-60985	
S-61001	Fly 218
S-61621	17-4522
S-61622	17-4514
S-61623	17-4514
S-62016	
S-62229	Fly 271
S-62423	17-4538
S-62678	Fly 218
S-63279	Fly 218
S-63280	Fly 250
S-63638	
S-64003	20-1020
S-64278	20-1044
Z-1802	27S53
19-1250	
19-1442	
19-1893	
19-1924	
19-2049	
20-255	19-3001
20-294	19-1002
20-337	19-3001
20-391	19-3001
20-423	19-3001
20-425	19-3001
20-431	19-3001
20-490	19-3001
20-505	19-3001
20-528	19-1004
20-550	19-3001
20-551	19-3001
20-632	19-3001
20-633	19-3001
20-635	19-3001
20-650	19-3001
20-655	
20-679	19-1000
20-2001	19-4400
20-2002	19-3093
20-2003	19-3660
20-2004	19-1004
20-2005	19-1005
20-2008	19-3036
20-2012	19-3250
20-2013	19-3093
20-2014	19-3180
20-2017	19-3660
20-2024	19-4500
20-2026	19-4950
20-2028	19-3330
20-2501	19-4160
20-2502	19-3330
20-2504	19-3125
20-2505	19-3180
20-2512	19-4201
20-2514	19-3250
20-2515	19-4251
20-2517	19-4201
95-115	$26R27U^{2}$
95-956	$22R34^{2}$
95-957	26C41
95-1062	$24R05U^{2}$
95-1063	24S51
95-1101	$16\text{-}6758^{2}$
95-1102	$16\text{-}6770^{2}$
95-1108	26S49
95-1109	26C43
95-1110	Y 3
95-1111	
95-1112	26S53

MFR'S. PART	REPLACEMENT
95-1113	24A88
95-1114	26S49
95-1115	26R27U
95-1116	
95-1118	
95-1119	
95-1120	
95-1121	
95-1124	26R27U
95-1147	FC 3
95-1150	$16\text{-}3487^{2}$
95-1152	
95-1153	$17\text{-}3484^{50,2,49}$
95-1154	26C43
95-1165	Y 3
95-1166	24S86
95-1167	26S48
95-1168	$26R27U^{2}$
95-1170	26C88
95-1171	
95-1172	
95-1188	
95-1189	26S50
95-1197	
95-1198	Y 7
95-1200	$16\text{-}6758^{2}$
95-1201	$16\text{-}3487^{2}$
95-1216	
95-1217	Y 3
95-1218	26C93
95-1219	$24S86^{2}$
95-1220	
95-1226	
95-1227	26S48
95-1232	
95-1233	$26S48^{2}$
95-1236	
95-1238	24S06
95-1239	26S53
95-1240	26S53
95-1241	Y 7
95-1242	
95-1245	
95-1246	Y 7
95-1247	24S06
95-1248	
95-1249	
95-1251	
95-1252	22S56
95-1253	$24R05U^{2}$
95-1254	$16\text{-}6758^{2}$
95-1260	
95-1263	Y 7
95-1267	Y 7
95-1271	26C41
95-1272	26S50
95-1274	26S48
95-1275	26S53
95-1277	26R45
95-1280	26C44
95-1292	Y 7
95-1294	26S48
95-1297	Y 7
95-1297E	Y 7
95-1298	$26R43^{2}$
95-1300	26S50
95-1306	Y 7
95-1307	Y 7
95-1309	26S11
95-1310	26C93
95-1311	26R59
95-1323	
95-1324	22S56
95-1325	
95-1326	$26S11^{2}$
95-1334	26C43
95-1335	Y 7
95-1337	Y 7
95-1339	26S48
95-1340	24S51
95-1346	26C93
95-1348	26C93
95-1352	$26S11^{2}$
95-1353	26R54
95-1355	27S56
95-1357	Y 7
95-1358	Y 7
95-1359	Y 39
95-1361	26S11
95-1367	$24S50A^{2}$
95-1375	$26R43^{2}$
95-1376	26C44
95-1377	$26S22$
95-1378	$Y\ 7^{18}$
95-1379	24S52
95-1383	$26S48^{2}$
95-1384	$26S17^{2}$
95-1386	26R54
95-1388	
95-1389	26C41
95-1397	26S11
95-1398	22S56
95-1399	26C95

CONTINUED NEXT PAGE

Service notes may be found at the end of the ZENITH section.

PARTS LIST (CONTINUED)

USE THIS PAGE if PART NUMBER is available.

MFR'S. PART	REPLACEMENT
95-1400	26R52
95-1401	
95-1406	Y 719
95-1413	Y 718,94
95-1421	26S22
95-1427	Y 39
95-1428	24S83
95-1431	26S30
95-1432	Y 39
95-1434	26R43[2]
95-1435	Y 39[31]
95-1436	26S11
95-1437	Y 39
95-1440	26R53
95-1441	26S22
95-1443	Y 39
95-1446	Y 39
95-1448	Y 39
95-1452	Y 39
95-1454	26S22
95-1455	
95-1466	Y 39
95-1469	26R51
95-1471	26R52
95-1473	26R53
95-1474	
95-1475	26S06
95-1476	Y 39
95-1479	26S06
95-1480	26S23
95-1483	24S98
95-1497	26R51[2]
95-1498	
95-1499	
95-1503	
95-1507	

MFR'S. PART	REPLACEMENT
95-1509	Y 39
95-1520	
95-1521	
95-1523	26C43
95-1527	Y 39
95-1528	
95-1529	
95-1530	
95-1531	
95-1532	
95-1533	
95-1534	24S83
95-1535	26S06
95-1536	26C76
95-1543	26C77
95-1544	26R51[2]
95-1546	Y 39
95-1552	26S22
95-1553/59	26C44
95-1554	Y 39[75]
95-1555	26R51[2]
95-1557	22S58
95-1558	26S23
95-1559	26C44
95-1560	Y 39
95-1561	26R123[2]
95-1562	
95-1569/W	24S52
95-1579	Y 39[82]
95-1581	26C41
95-1592	
95-1593	26S22
95-1603	24R04U
95-1604	
95-1610	Y 39
95-1613	24S96

MFR'S. PART	REPLACEMENT
95-1644	20C21
95-1646	26S23
95-1647	24S48[2]
95-1648	Y 39[85]
95-1649	
95-1650	24S06
95-1651	24R04U[2]
95-1654	Y 98
95-1655	26S23
95-1656/A/G/J	26S30
95-1663	26C44
95-1665	24S48[2]
95-1666	Y 55[5]
95-1667	
95-1678	
95-1680	
95-1681/82	26C78
95-1691	
95-1692	
95-1693	
95-1694	26C78
95-1695	Y 55
95-1696	26S29
95-1697	
95-1700	26S73
95-1703/D	22S88
95-1721	Y 55[75]
95-1728	26C78
95-1743	24R04U[2]
95-1768/N	Y 98
95-1771	Y 98
95-1772	
95-1776	
95-1777	
95-1778	

MFR'S. PART	REPLACEMENT
95-1780	
95-1782	Y 55[75]
95-1790	
95-1793	Y 107
95-1795	Y 55[75]
95-1802	26R109
95-1803	26S29
95-1805	26C78
95-1816	
95-1823/A/B	26S30
95-1824	26R119
95-1825/L	Y 98
95-1837	
95-1838	26C78
95-1839	Y 39
95-1840	26R53[2]
95-1841/-C	26S23
95-1842	26C79
95-1852	22S58
95-1859	
95-1892	22S58
95-1893	
95-1894	26R53[2]
95-1895	26R110
95-1896	26R109[2]
95-1897	
95-1898	
95-1899	
95-1904/A	22S88
95-1905/D	26S87
95-1913	
95-1914	
95-1915	16-6780
95-1917	16-6781
95-1925	

MFR'S. PART	REPLACEMENT
95-1935	
95-1941	24S52
95-1942	Y 55
95-1944	Y 39
95-1945	26R53[2]
95-1953	
95-1957	
95-1970	26S20
95-1971	20S21
95-1972	26R149
95-1973	22S35
95-1974	Y 107
95-1975	Y 39[75]
95-1976	
95-1984	Y 55
95-1986	26C78
95-1987	26R115
95-1988	24S48
95-1990	26S23
95-1991	26C79
95-1992/D	
95-1993/A	
95-1994	
95-2018/B/F	26S30
95-2023	Y 55[75]
95-2024	26R123
95-2025/B	26S30
95-2026	26S30
95-2038/D/A	26S30
95-2039	26C78
95-2040	Y 55[75,42]
95-2042	22S28
95-2050	26S88
95-2051	26R149
95-2052/AR/AS	22S35

MFR'S. PART	REPLACEMENT
95-2054	26R127
95-2059	26R128[42]
95-2060	
95-2061	26R105[2]
95-2062	26R113
95-2063	
95-2067	Y 107
95-2084	26R105[2]
95-2085	26S22
95-2091	Y 55[75]
95-2092/A	26S23
95-2093/C	Y 39
95-2094	26R105[3]
95-2095	26S23
95-2096	24S98
95-2098	24S48
95-2104/A	26S23
95-2105	
95-2109/C	26S89
95-2114	26R148
95-2116	26R105[2]
95-2118	20C21
95-2121	26S22
95-2139	
95-2141	26R105[2]
95-2142	24S48
95-2144	22S24
95-2146	26S23
95-2153	
95-2158/AT	24S06
95-2159/AT	24S06
95-2179	26R148
95-2181	20C21
95-2190/X	26S48
206-600	22S48

MODEL INDEX

MODEL	COLUMN NUMBER
A140L/LU	46
A1411P/PU	46
A1412G/GU	46
A1510L/LU	43
A1511G/GU	43
A1512J/JU	43
A1515W/WU	43
A1716L/LU	46
A1717G/GU	46
A1718G/GU	46
A1719J/JU	46
A1812R/RU	42
A1815P/PU	42
A1817G/GU	42
A1817L/LU	42
A1819J/JU	42
A1820W/WU	42
A2001L	46
A2221J/JU	44
A2221L/LU	44
A2221R/RU	44
A2221Y/YU	44
A2223E/EU	44
A2223H/HU	44
A2223R/RU	44
A2223Y/YU	44
A2241E/EU	44
A2241M/MU	44
A2241R/RU	44
A2245U	44
A2245E/EU	44
A2245R/RU	44
A2246E/EU	44
A2246R/RU	44
A2250M/MU	44
A2250R/RU	44
A2251E/EU	44
A2251R/RU	44
A2252R/RU	44
A2253E/EU	44
A2253R/RU	44
A2282E/EU	44
A2282R/RU	44
A2329J/JU	45
A2329R/RU	45
A2330E/EU	45
A2330H/HU	45
A2330R/RU	45
A2358E/EU	45
A2358R/RU	45

MODEL	COLUMN NUMBER
A2359E/EU	45
A2359H/HU	45
A2359R/RU	45
A2360M/MU/R/RU	45
A2362M/MU	45
A2362R/RU	45
A2673E/EU	44
A2673R/RU	44
A3000E/R	44
A3001E/H/R	44
A3004/E/R	44
A3006E/H/R	44
A3007R	44
A3008E/R	44
A3009E/H	44
A3010E	45
A3010H/R	45
A3011/E/Y	45
A3012H/R	45
A3013H	45
A3014H/R	45
A4007E/R	45
A4012H/R	45
B1410L/LU/LUD	47
B1410LZ/LZU/LZUD	47
B1411P/PU/PUD	47
B1411PZ/PZU/PZUD	47
B1412G/GU/GUD	47
B1412GZ/GZU/GZUD	47
B1413G/GU/GUD	47
B1413GZ/GZU/GZUD	47
B1715L/LU/LUD	47
B1716C/CU/CUD	47
B1717J/JU/JUD	47
B1718B/BU/BUD	47
B1719P/PU/PUD	47
B1720C/CU/CUD	47
B2001L	47
B2221R/RU/RUD	44
B2221RZ/YZ	49
B2221Y/YU/YUD	44
B2223E/EU/EUD	44
B2223EZ/RZ/YZ	49
B2223R/RU/RUD	44
B2223Y/YU/YUD	44
B2225E	44
B2225EU/EUD/U/UD	44
B2225R/RU/RUD	44
B2245/E	44
B2245EI/EUD	44

MODEL	COLUMN NUMBER
B2245EZ	44
B2245EZI/RZI/WZI	49
B2245R/RU/RUD	44
B2245RZ/RZU	44
B2245U/UD	44
B2245Z	44
B2246E/EU/EUD	44
B2246R/RU/RUD	44
B2247E/EU/EUD	44
B2247EZ/EZU	44
B2247R/RU/RUD	44
B2247RZ/RZU	44
B2249/H	44
B2249HU/HUD	44
B2249R/RU/RUD	44
B2249U/UD	44
B2250MZ/RZ	44
B2254E/EU/EUD	44
B2254H/HU/HUD	44
B2254R/RU/RUD	44
B2282/E	44
B2282EU/EUD	44
B2282R/RU/RUD	44
B2282U/UD	44
B2329R/RU/RUD	45
B2330E/EU/EUD	45
B2330R/RU/RUD	45
B2335/E	45
B2335EU/EUD	45
B2335R/RU/RUD	45
B2335U/UD	45
B2358E/EU/EUD	45
B2358R/RU/RUD	45
B2359/E	45
B2359EU/EUD/U/UD	45
B2360M/MU/MUD	45
B2360R/RU/RUD	45
B2673/E	44
B2673EU/EUD	44
B2673R/RU/RUD	44
B2673U/UD	44
B3000E/R	44
B3001E/R	44
B3004/E/R	44
B3006/E/R	44
B3007E/R	44
B3008R	44
B3009/E/Y	44
B310E/H/R	45
B3011/E/Y	45

MODEL	COLUMN NUMBER
B3012H/R	45
B3013H	45
B3014H/R	45
B4007E/R	45
B4012H/R	45
C1415L/LU	48
C1416B/BU	48
C1417L/LU	48
C1715L/LU	48
C1716C/CU	48
C1717J/JU	48
C1719P/PU	48
C1720C/CU	48
C2001L	48
C2221R/RU	49
C2221Y/YU	49
C2223E/EU	49
C2223R/RU	49
C2223Y/YU	49
C2225E/EU	49
C2225R/RU	49
C2225Y/YU	49
C2245E/EU	49
C2245R/RU	49
C2245W/WU	49
C2246E/EU	49
C2246R/RU	49
C2246W/WU	49
C2247E/EU	49
C2247R/RU	49
C2247W/WU	49
C2249H/HU	49
C2249R/RU	49
C2249W/WU	49
C2254E/EU	49
C2254H/HU	49
C2254R/RU	49
C2254W/WU	49
C2282E/EU	49
C2282R/RU	49
C2282W/WU	49
C2284H/HU	49
C2284R/RU	49
C2330E/EU	45
C2330R/RU	45
C2358E/EU	45
C2358R/RU	45
C2358W/WU	45
C2359E/EU	45
C2359W/WU	45

MODEL	COLUMN NUMBER
C2360M/MU	45
C2360R/RU	45
C2673E/EU	49
C2673R/RU	49
C2673W/WU	49
C3000E/R	49
C3001E/R/W	49
C3004E/R/W	49
C3006E/R/W	49
C3007E/R/W	49
C3008R	49
C3009E/W/Y	49
C3010E/H/R	45
C3011E/W/Y	45
C3012H/R	45
C3013H	45
C3014H/R	45
C4007E/R	45
C4012H/R	45
D1415L/LU	48
D1416G/GU	48
D1417L/LU	48
D1801L/LU	48
D1803B/BU	48
D1810B/BU	50
D1811C/CU	50
D1812L/LU	50
D1814P/PU	50
D2010C	50
D2015L	50
D2222EZ/EZU	49
D2222RZ/RZU	49
D2222WZ/WZU	49
D2240EZ/EZU	49
D2240RZ/RZU	49
D2240WZ/WZU	49
D2250HZ/HZU	49
D2250MZ/MZU	49
D2250RZ/RZU	49
D2250WZ/WZU	49
D2254EZ/EZU	49
D2254RZ/RZU	49
D2254WZ/WZU	49
D2255EZ/EZU	49
D2255RZ/RZU	49
D2255WZ/WZU	49
D2301R/RU	51
D2301Y/YU	51
D2302R/RU	51
D2315L/LU	51

MODEL	COLUMN NUMBER
D2315R/RU	51
D2315Y/YU	51
D2317E/EU	51
D2317R/RU	51
D2317W/WU	51
D2345E/EU	51
D2345R/RU	51
D2345W/WU	51
D2347E/EU	51
D2347L/LU	51
D2347M/MU	51
D2347R/RU	51
D2347W/WU	51
D2348E/EU	51
D2348R/RU	51
D2348W/WU	51
D2350H/HU	51
D2350M/MU	51
D2350R/RU	51
D2350W/WU	51
D2355E/EU	51
D2355L/LU	51
D2355R/RU	51
D2355W/WU	51
D2381E/EU	51
D2381R/RU	51
D2381W/WU	51
D2384H/HU	51
D2384R/RU	51
D2430E/EU	52
D2430R/RU	52
D2430W/WU	52
D2458E/EU	52
D2458R/RU	52
D2458W/WU	52
D2460M/MU	52
D2460R/RU	52
D2462H/HU	52
D2464L/LU	52
D2464W/WU	52
D2673E/EU	51
D2673R/RU	51
D2673W/WU	51
D3002E/R/W	51
D3004E/R/W	51
D3005E/L/M/R/W	51
D3006E/L/R/W	51
D3007E/M/R/W/Y	51
D3008R	51
D3009E/W/Y	52

CONTINUED NEXT PAGE

Service notes may be found at the end of the ZENITH section.

MODEL INDEX
(CONTINUED)

ZENITH

MODEL	COLUMN NUMBER
D301E/H/R	52
D3011E/W/Y	52
D3012H/R	52
D3013H	52
D3014W	52
D3015L	52
E1416G/GU	48
E1801B/BU/L/LU	48
E1803C/CU/L/LU	48
E1810B/BU	50
E1811C/CU	50
E1812L/LU	50
E1814P/PU	50
E2010C	50
E2015L	50
E2301R/RU/Y/YU	51
E2302R/RU	51
E2315L/LU/Y/YU	51
E2316E/EU/R/RU	51
E2316W/WU	51
E2345E/EU/R/RU	51
E2345W/WU	51
E2346E/EU/R/RU	51
E2346W/WU	51
E2347E/EU/L/LU	51
E2347M/MU/R/RU	51
E2347W/WU	51
E2348E/EU/R/RU	51
E2348W/WU	51
E2350H/HU/M/MU	51
E2350R/RU/W/WU	51
E2384H/HU/R/RU	51
E2458E/EU/R/RU	52
E2458W/WU	52
E2460M/MU/R/RU	52
E2747E/EU/M/MU	53
E2747R/RU/W/WU	53
E2755E/EU/R/RU	53
E2755W/WU	53
E2764W/WU	53
E3000R/Y	51
E3002E/R/W	51
E3004E/R/W	51
E3005E/M/R/W	51
E3006E/R/W/Y	51
E3007E/R/M/W/Y	51
E3008R	51
E3009E/W/Y	51
E3012H/R	52
E3013H	52
E3014W	52
E3015L	52
E3354E/R/W	53
E3356E/H/R/W	53
E3360W	53
F141G/GU	48
F1805C/CU/L/LU	50
F1806B/BU/L/LU	50
F1807C/CU/L/LU	50
F2010C	50
F2015C/CU	50
F2105C/CU	56
F2110B/BU/G/GU	50
F2110B/BU/G/GU	56
F2210G/GU	56
F2111L/LU/P/PU	50
F2111L/LU/P/PU	56
F2112J/JU/W/WU	50
F2112J/JU/W/WU	56
F2112W/WU	56
F2120E/EU/M/MU	50
F2120E/EU/M/MU	56
F2120R/RU/W/WU	50
F2120R/RU/W/WU	56
F2214L	50
F2214L	56
F2215J/L	50
F2215J/L	56
F2230E/M/R/W	50
F2230E/M/R/W	56
F2301R/RU/Y/YU	51
F2340E/EU/R/RU	51
F2340W/WU	51
F2341E/EU/R/RU	51
F2341W/WU	51
F2342E/EU/R/RU	51
F2342W/WU	51
F2710Y/YU	51
F2710YZ/YZU	51
F2710YZ/YZU	58
F2712E/EU	51
F2712EZ/EZU	51
F2712EZ/EZU	58
F2712R/RU	51
F2712RZ/RZU	51
F2712RZ/RZU	58
F2712W/WU	51
F2712WZ/WZU	51
F2712WZ/WZU	58
F2735E/EU	51
F2735E/EU	58
F2735R/RU/W/WU	51
F2735R/RU/W/WU	58
F2737E/EU/R/RU	51
F2737W/WU	51
F2738E/EU/M/MU	51
F2738E/EU/M/MU	58
F2738R/RU/W/WU	51
F2738R/RU/W/WU	58
F2739E/EU	51
F2739E/EU	58
F2739R/RU	51
F2739W/WU	51
F2739W/WU	58
F2740E/EU/R/RU	51
F2740E/EU/R/RU	58
F2740W/WU	51
F2740W/WU	58
F2751H/HU/M/MU	51
F2751R/RU/W/WU	51
F2752R/RU/W/WU	51
F2752Y/YU	51
F2755H/HU/M/MU	51
F2755H/HU/M/MU	58
F2755R/RU/W/WU	51
F2755R/RU/W/WU	58
F2756E/EU/R/RU	25
F2756E/EU/R/RU	58
F2756W/WU	51
F2756W/WU	58
F2786E/EU/R/RU	51
F2786E/EU/R/RU	58
F2786W/WU	51
F2786W/WU	58
F285R/RU	52
F2860M/MU/R/RU	52
F2862W/WU	52
F3004E/M/R/W	51
F3011H/R/W	51
F3011E/R/W	51
F3311R/W/Y	51
F3342E/R/W	51
F3342E/R/W	58
F3344E/R/W	51
F3348R/W	51
F3348R/W	58
F3350E/R/W	51
F3350E/R/W	58
F3353W	51
F3353W	58
F3354H/M/R	58
F3354M/R	58
F3359M	51
F3360W/Y	52
F3364W/Y	52
F3368M/R	52
F3370W	52
F3375L	52
F3380W/Y	52
F3385H	52
F3388W	51
F4000W	51
G210C/CU/F/FU	54
G2102L/LU/R/RU	54
G2102W/WU	54
G2103L/LU	54
G2103LZ/LZU	54
G2105C/CM	56
G2105L/LU	56
G2110B/BU/G/GU	56
G2112J/JU/W/WU	56
G2120E/EU/M/MU	54
G2120R/RU/W/WU	54
G2211C	54
G2213G	54
G2214L	56
G2215J/L	56
G2216L	56
G2304R/RU/W/WU	58
G2322/R/R-Z/Z/Z1	4,5
G2326/E-Z1/R-Z1/Z1	5
G2327/E/E-Z1/R/ R-Z1/Z	5
G2340/R	4
G2340RZ/Z	5
G2340RZ1/Z1	5
G2346/R	4
G2346RZ	5
G2350/R/RZ/Z/Z1/ R-Z1	5
G2353/E	4
G2353EZ/E-Z1	5
G2355EZ/E-Z1/RZ/R-Z1	5
G2356EZ	5
G2420E/E-OX/R/R-OX	2
G2437/EZ/E-Z1/RZ/R-Z1	6
G2438R/RZ/R-Z1	6
G2438Z/Z1	6
G2439/RZ/R-Z1/Z/Z1	6
G2441/R	6
G2441R-OX	6
G2441RZ/Z/Z1/RZ1	6
G2442E/R	6
G2442E-Z/R-Z	6
G2442EZ1/RZ1	6
G2448R	6
G2448RZ/R-Z1	6
G2454/R-OX	2
G2705R/RU/Y/YU	58
G2707R/RU/Y/YU	58
G2715Y/YU	58
G2717E/EU/R/RU	58
G2717W/WU	58
G2730E/EU/M/MU	58
G2730R/RU/W/WU	58
G2735L/LU/R/RU	58
G2735W/WU	58
G2736E/EU/R/RU	58
G2736W/WU	58
G2737E/EU/R/RU	58
G2737RZ/RZU	58
G2737W/WU	58
G2737WZ/WZU	58
G2738E/EU/M/MU	58
G2738R/RU/W/WU	58
G2739E/EU/R/RU	58
G2739W/WU	58
G2740H/HU	58
G2740R/RU/W/WU	58
G2745R/R-OX	3
G2749H/HU/M/MU	58
G2749R/RU/W/WU	58
G2752R/RU/W/WU	58
G2752Y/YU	58
G2755H/HU/M/MU	58
G2755R/RU/W/WU	58
G2756E/EU/R/RU	58
G2756W/WU	58
G2762W/WU	58
G2780E/EU/R/RU	58
G2780W/WU	58
G2786E/EU/M/MU	58
G2786R/RU/W/WU	58
G2787W/WU	58
G2845/R-OX	1
G285R-OX	1
G2951-)X	3
G2951/R/R-OX	3
G2952/R/R-OX	3
G2957/58/R	4
G3059R	6
G3062	6
G3157Z/Z1	5
G3158RZ/R-Z1	5
G3173RZ/Z	5
G3174RZ/R-Z1	5
G3259RZ/R-Z1	6
G3262Z/Z1	6
G3275RZ	6
G3276Z/Z1	6
G3310E/R/W	58
G3311R/W/Y	58
G3341E/M	58
G3341EZ/MZ	15
G3341R/W	58
G3341RZ/WZ	51
G3343E/R/W	58
G3346E/M	58
G3346EZ/MX	51
G3346R/W	58
G3346RZ/WZ	51
G3348R/W	58
G3349H/M/R/W	58
G3350E/R/W	58
G3353E/W	58
G3354M/R	58
G3360W/Y	55
G3368M/R	55
G3375L	55
G3385H	55
G3388W	58
G4000W	51
H1925C/CU/L/LU	54
H2029R	7
H2030E/R	7
H2041R	7
H2050E/EU/R/RU	58
H2050W/WU	58
H2052R	7
H2053E	7
H2060H/HU/R/RU	58
H2060W/WU	58
H2070W/WU	58
H2101C/CU	54
H2101CZ/CZU	54
H2101F/FU	54
H2101FZ/FZU	54
H2102R/RU	54
H2102RZ/RZU	54
H2102W/WU	54
H2102SZ/WZU	54
H2103L/LU	54
H2103LZ/LZU	54
H2104C/CU/G/GU	56
H2105B/BU/L/LU	56
H2105LZ/LZU	56
H2110G/GU	56
H2110GZ/GZU	56
H2110J/JU	56
H2110JZ/JZU	56
H2122C/CU/L/LU	56
H2125J/JU/L/LU	56
H2126J/JU	56
H2211C/CF	54
H2212F/G	54
H2212FZ/GZ	54
H2213G/GF	54
H2214G/GF	56
H2226E/R/RQ/RZ	7
H2227E/EQ/R/RQ/RZ	7
H2228J/JF	56
H2229R	56
H2230E/R	8
H2231L	56
H2241R	8
H2242E/R	8
H2250R/RQ	7
H2252R	8
H2253E/R	8
H2254R	8
H2255E/EQ	7
H2262	7
H2304R/RU	58
H2304RZ/RZU	58
H2304W/WU	58
H2304WZ/WZU	58
H2328E/EZ/R	8
H2328RQ/RQZ/RZ	8
H2329R/RQ/RZ	8
H2330E/R	8
H2341R	8
H2352R/RQ/RQZ/RZ	8
H2353E/EQ/EQZ	8
H2353EZ/RZ	8
H2436Q	8
H2437E/EQ/R/RQ	8
H2438R/RQ	8
H2439R	8
H2443R	8
H2445R/RQ	8
H2447R/RQ	8
H2449E/EQ	8
H247R	8
H2705R/RU	58
H2705RZ/RZU	58
H2705Y/YU	58
H2705YZ/YZU	58
H2707R/RU/Y/YU	58
H271Y/YU	57
H2715YZ/YZU	58
H2717E/EU	57
H2717EZ/EZU	58
H2717R/RU	57
H2717RZ/RZU	58
H2717W/WU	57
H2717WZ/WZU	58
H2735E/EU/L/LU	58
H2735LZ/LZU	58
H2735R/RU	58
H2735RZ/RZU	58
H2735W/WU	58
H2735WZ/WZU	58
H2736E/EU	58
H2736EZ/EZU	58
H2736H/HU/M/MU	58
H2736R/RU	58
H2736RZ/RZU	58
H2736W/WU	58
H2736WZ/WZU	58
H2737E/EU/R/RU	58
H2737W/WU	58
H2738E/EU/R/RU	58
H2738W/WU	58
H2739E/EU/R/RU	58
H2739W/WU	58
H2740H/HU/R/RU	58
H2740W/WU	58
H2749H/HU	58
H2749HZ/HZU	58
H2749M/MU	58
H2749MZ/MZU	58
H2749R/RU	58
H2749RZ/RZU	58
H2749W/WU	58
H2749WZ/WZU	58
H2753E/EU/W/WU	57
H2755H/HU/M/MU	57
H2755R/RU/W/WU	57
H2756E/EU/R/RU	57
H2756W/WU	57
H2760E/EU/R/RU	57
H2760W/WU	57
H2762W/WU	57
H2781ET/ETU	58
H2781RT/RTU	58
H2781WT/WTU	58
H2786E/EU/M/MU	58
H2786R/RU/W/WU	58
H2787W/WU	58
H2789M/MU/R/RU	58
H286R	8
H3068R	8
H3073E	8
H3074R	8
H3168R	8
H3267/R/RQ	8
H3273E	8
H3274R	8
H3284R	8
H3308R/Y	58
H3310E/R/W	57
H331R/W/Y	57
H3340E/R/W	58
H3341E/M	58
H3341EZ/MZ	58
H3341R/W	58
H3341WZ	58
H3342E/R/W	58
H3343E/R/W	58
H3343EZ/RZ/WZ	58
H3345E/R/W	58
H3349H/M	58
H3349HZ/MZ	58
H3349R/W	58
H3349RZ/WZ	58
H3350E/R/W	57
H3353W	57
H3354H/M/R	57
H3355H	57
H3360W/Y	55
H3368M/R	55
H3373E	8
H3374R	8
H3375H	5
H3385H	5
H3388W	57
H3467R	8
H3469E/EQ	8
H3475R/RQ	8
H3477R/RQ	8
H3478E/EQ	8
H3490EQ	8
J2026R	9
J2027E/R	9
J2029E/R	9
J2030E/R	9
J2031R	9
J2032R	9
J2040E	9
J2042R/43R	9
J2044E/R	9
J2046R/49R	9
J2050E/R	9
J2051E	9
J2052R/53R/54R	9
J2055R/56R	9
J2100L/LU	54
J2101C/CU	54
J2101CT/CTU	54
J2101F/FU	54
J2101FT/FTU	54
J2103L/LU	54
J2108C/CU/J/JU	56
J2109B/BU/L/LU	56
J2110G/GU	56
J2122C/CU	56
J2124L/LU	56
J2125J/JU/L/LU	56
J2126J/JU	56
J2126R	9
J2127E/R	9
J2129E/R	9
J2130E/R	9
J2140E	9
J2142R/43R	9
J2144E/R	9
J2151E	9
J2153R/54R/55R	9
J2211C	54
J2212F/G	54
J2214F/L	56
J2226L	56
J2226R	57
J2228J	56
J2231L	56
J2232R	10
J2252R/53R	10
J2255R/56R	10
J2705R/RU/Y/YU	57
J2707R/RU/Y/YU	57
J2717E/EU/R/RU	57
J2717W/WU	57
J2735E/EU/L/LU	57
J2735R/RU/W/WU	57
J2736E/EU/M/MU	57
J2736R/RU/W/WU	57
J2737E/EU/R/RU	57
J2737W/WU	57
J2738E/EU/R/RU	57
J2738W/WU	57
J2739E/EU/R/RU	57
J2739W/WU	57
J2740H/HU/R/RU	57
J2740W/WU	57
J2741E/EU/R/RU	57
J2741W/WU	57
J2749H/HU/M/MU	57
J2749R/RU/W/WU	57
J2755H/HU/M/MU	57
J2755R/RU/W/WU	57
J2756L/LU/R/RU	57
J2756W/WU	57
J2766R	9
J2868R	9
J2968R	9
J3069E	9
J3169E	9
J3308R/Y	54
J3310E/R/W	54
J3311R/W/Y	54
J3340E/R/W	54
J3341E/M/R/W	54
J3342E/R/W	54
J3343E/R/W	54
J3345L/R/W	54
J3350L/R/W	54
J3355H/M/R/W	54
J3360W/Y	5
J3368M/R	5
J3375H	5
J3385H	5
K1620B2/BU2A	65
K1620L2/LU2A	65
K1620Y2/YU2A	65
K1812E/R	11
K1812E-3/R-3	14
K1814	11
K1815E/R	11
K1820E/R	11
K1820E-3/R-3	14
K1846E/R	11
K1846E-3/R-3	14
K1850E/R	11
K1880R	11
K1880R-3	14
K2000W/WU	61
K2005C/CU	61
K2005F/FU	61
K2012G2/GU2	68
K2012L2/LU2	68
K2014F2/FU2	68
K2014L2/LU2	68
K2015W/WU	62
K2015W1/W1U	59
K2020J/JU	62
K2020J1/J1U	59
K2100G/GU	61
K2100L/LU	61
K2108B/BU	59
K2108B2/BU2	68
K2108L/LU	69
K2108L2/LU2	68
K2109F/FU	59
K2109J/JU	59
K2109J2/JU2	68
K2110L/LU	59
K2110L2/LU2	68
K2123L/LU	59
K2127L/LU	59
K2127L/LU2	68
K2127R/RU	59
K2127R2/RU2	68
K2127W/WU	59
K2127W2/WU2	68
K2210G2	68
K2211J	61
K2213L	59
K2213L2	68
K2214F	59
K2214F2	68
K2214J	59
K2214J2	68
K2228L/R/W	59
K2229E/R	11
K2229E-3/R-3	14
K2230E/R	12
K2231L	59
K2231L2	68
K2231R2	68
K2231W2	68
K2235E/R	12
K2235E-3/R-3	14
K2240E/R	12
K2258E/R	12
K2258E-3/R-3	14
K2260R	12
K2260R-3	13
K2262R	12
K2262R-3	13
K2263E	12
K2263E-3	13
K2266/R	12
K2266R-3	13
K2267E	12
K2267E-3	13
K2268R	12
K2270H/R	12
K2271H	12

CONTINUED NEXT PAGE

MODEL INDEX
(CONTINUED)

MODEL	COLUMN NUMBER
K2271H-3	13
K2286R	12
K2268R-3	13
K2287R	12
K2287R-3	13
K2288E	12
K2290R	12
K2291E	12
K2291E-3	13
K2700R2/RU2	64
K2705R/RU	64
K2705R2/RU2	64
K2705R2B/RU2B	64
K2705Y/YU	64
K2705Y2/YU2	64
K2705Y2B/YU2B	64
K2707L/LU/Y/YU	64
K2708E2/EU2	64
K2708E2B/EU2B	64
K2708R2/RU2	64
K2708R2B/RU2B	64
K2708W2/WU2	64
K2708W2B/WU2B	64
K2717E/EU	63
K2717E2/EU2	70
K2717R/RU	63
K2717R2/RU2	70
K2717W/WU	63
K2717W2/WU2	70
K2735E/EU	64
K2735E2/EU2	64
K2735E2B/EU2B	64
K2735L/LU	64
K2735L2/LU2	64
K2735L2B/LU2B	64
K2735R/RU	64
K2735R2/RU2	64
K2735R2B/RU2B	64
K2735W/WU	64
K2735W2/WU2	64
K2735W2B/WU2B	64
K2736E/EU	64
K2736E2/EU2	64
K2736E2B/EU2B	64
K2736M/MU	64
K2736M2/MU2	64
K2736M2B/MU2B	64
K2736R/RU	64
K2736R2/RU2	64
K2736R2B/RU2B	64
K2736W/WU	64
K2736W2/WU2	64
K2736W2B/SU2B	64
K2737E/EU	64
K2737E2/EU2	64
K2737E2B/EU2B	64
K2737R/RU	64
K2737R2/RU2	64
K2737R2B/RU2B	64
K2738W/WU	64
K2737W2/WU2	64
K2737W2B/WU2B	64
K2738E/EU	64
K2738E2/EU2	64
K2738E2B/EU2B	64
K2738R/RU	64
K2738R2/RU2	64
K2738R2P/RU2B	64
K2738W/WU	64
K2738W2/WU2	64
K2738W2B/WU2B	64
K2739E/EU/L/LU	64
K2739R/RU/W/WU	64
K2742H/HU	63
K2742H2/HU2	70
K2742M/MU	63
K2742M2/MU2	70
K2742R/RU	63
K2742R2/RU2	70
K2742W/WU	63
K2742W2/WU2	70
K2748H/HU	63
K2748H2/HU2	70
K2748M/MU	63
K2748M2/MU2	70
K2748R/RU	63
K2748R2/RU2	70
K2748W/WU	63
K2756L/LU	63
K2756L2/LU2	70
K2756R/RU	63
K2756R2/RU2	70
K2756W/WU	63
K2756W2/WU2	70
K2756Y/YU	63
K2756Y2/YU2	70
K2872R	15
K2873E	15
K3300Y2	73
K3308R2B/R/Y/Y2	64
K3308Y2B	64
K3310E/R/W	64
K3311R	63
K3311R2	70
K3311W	63
K3311W2	70
K3311Y	63
K3311Y2	70
K3340E	64
K3340E2	64
K3340E2B	64
K3340R	64
K3340R2	64
K3340R2B	64
K3340W	64
K3340W2	64
K3340W2B	64
K3341H	64
K3341H2	64
K3341H2B	64
K3341M	64
K3341M2	64
K3341M2B	64
K3341R	64
K3341R2	64
K3341R2B	64
K3341W	64
K3341W2	64
K3341W2B	64
K3342H	64
K3342H2	64
K3342H2B	64
K3342M	64
K3342M2	64
K3342M2B	64
K3342R	64
K3342R2	64
K3342R2B	64
K3342W	64
K3342W2	64
K3342W2B	64
K3345L/R/W	64
K3350L	63
K3350L2	70
K3350R	63
K3350R2	70
K3350W	62
K3350W2	70
K3350Y	63
K3350Y2	70
K3358W/Y	70
K3358W2/Y2/H2	73
K3368M/R	63
K3385H	63
L1615B3/BU3/L3/LU3	65
L1620L3/LU3/Y3/YU3	65
L1800R/RU	14
L1812E/EU/R/RU	14
L1820E/EU/R/RU	14
L1846E/EU/R/RU	14
L2005C/F	76
L2005CU/FU	76
L2008L/LU	69
L2008R/RU	69
L2008W/WU	14
L2009C/L	76
L2009CU/LU	76
L2012F/L	76
L2012FU/LU	76
L2014L/R/W	76
L2014LU/RU/WU	76
L2108G/L	74
L2108GU/LU	74
L2109F/L	74
L2109FU/LU	74
L2109F3/FU3/J3/JU3	78
L2110L/R/W	74
L2110LU/RU/WU	74
L2110L3/LU3/R3/RU3/W3/WU3	78
L2127B/W	74
L2127BU/WU	74
L2127B3/BU2/L3/LU3/W3/WU3	78
L2150L3/LU3/Y3/YU3	65
L2155B3/BU3/J3/JU3/L3/LU3/Y3/YU3	65
L2210J/JD	76
L2210JU/JDU	76
L2213L/LD	74
L2213LU/LDU	74
L2214L	74
L2214LU	74
L2214L3/LU3	78
L2228R/RU	14
L2229E/EU/R/RU	14
L2231L/R/W	74
L2231LU/RU/WU	74
L2231L3/LU3/R3/RU3/W3/WU3	78
L2235E/EU/R/RU	14
L2236E/EU/R/RU	14
L2237E/R	14
L2237EU/RU	14
L2240J/L	76
L2240JD/LD	76
L2240JDU/LDU	76
L2240JU/LU	76
L2250/E/R	14
L2250EU/RU/U	14
L2251E/EU	14
L2251R/RU	14
L2258E/EU/R/RU	14
L2258R/RU	14
L2259E/EU/R/RU	13
L2260R/RU	13
L2261E/EU/H/HU	13
L2262C/CU/R/RU	13
L2266R/RU	13
L2267E/EU/H/HU	13
L2270/U	13
L2275Y/YU	16
L2281E/EU/R/RU	14
L2281U	14
L2285R/RU	14
L2287R/RU	13
L2291E/EU	13
L2571R/RU	16
L2572R/RU	16
L2573E/EU	16
L2574R/RU	16
L2575E/EU/Y/YU	16
L2592R/RU	16
L2593H/HU	16
L2705R/Y/R4/Y4	77
L2705R3/RU3/Y3/YU3	77
L2705RU/YU/RU4/YU4	77
L2708E/R/W	77
L2708EU/RU/WU/WU1	77
L2708E2/EU3/R3/RU3/W3/WU3	77
L2717/EU/R/RU/W/WU	72
L2717E3/EU3/R3/RU3/W3/WU3	72
L2735E/L/R/W	77
L2735EU/LU/RU/WU	77
L2735E3/EU3/L3/LU3/R3/RU3/W3/WU3	77
L2736E/M/R/W	77
L2736EU/MU/RU/WU	77
L2736E3/EU3/M3/MU3/R3/RU3/W3/WU3	77
L2737E/R/W/W1	77
L2737EU/RU/WU	77
L2737H3/HU3/M3/MU3/R3/RU3/W3/WU3	77
L2738E/R/W	77
L2738EU/RU/WU	77
L2742H/HU/M/MU/R/RU/W/WU	72
L2742H3/HU3/M3/MU3/R3/RU3/W3/WU3	72
L2746H/HU	72
L2746H3/HU3	72
L2748H/HU/M/MU/R/RU/W/WU	72
L2748H3/HU3/M3/MU3/R3/RU3/W3/WU3	72
L2756L/LU/R/RU/W/WU/Y/YU	72
L2756L3/LU3/R3/RU3/W3/WU3	72
L2786W/WU	72
L2876E/EU/R/RU	16
L2878R/RU	16
L2879E/EU	16
L2894H/HU	16
L3308R/Y	77
L3308RD/YD	77
L3308RU/RDU/YU/YDU	77
L3308R3/RU3/Y3/YU3	77
L3311R/W/Y	72
L3311R3/RU3/W/WU3/Y3/YU3	72
L3340E/ED/R/RD/W/WD	77
L3340EU/EDU/RU/RDU/WU/WDU	77
L3340E3/EU3/R3/RU3/W3/WU3	77
L3341H/HD/M/MD/R/RD/W/WD	77
L3341HU/HDU/MU/MDU/RU/RDU/WU/WDU	77
L3341H3/HU3/M3/MU3/R3/RU3/W3/WU3	77
L3342H/HD/M/MD/R/RD/W/WD	77
L3342HU/HDU/MU/MDU/RU/RDU/WU/WDU	77
L3342H3/HU3/M3/MU3/R3/RU3/W3/WU3	77
L3350L/R/W/Y	72
L3350R3/RU3/W3/WU3	72
L3355H	72
L3355H3/HU3	72
L3358W/Y	72
M1800E/EU/EZ	21
M1800R/RU/RZ	21
M1800RUZ1/RZ1	14
M2228E/R	21
M2228RU/RZ	21
M2229E/EU/EZ	21
M2229R/RU/RZ	21
M2230E/EU/R/RU	21
M2230EZ/RZ/RZ2	21
M2237EU/R/RU	17
M2237EZ/RZ	17
M2249E/EU/EZ	21
M2249R/RU/RZ	21
M2250E/EZ	21
M2250EU	21
M2250R/RU	21
M2250RUZ	21
M2250RZ	21
M2251EUZ1/RUZ1	14
M2251EZ1/RZ1/Z1	14
M2252E/EU/EZ	21
M2252R/RU/RZ	21
M2258RUZ1	14
M2258RZ1	14
M2260R/RU	17
M2260RUZ	17
M2260RZ	17
M2261E/EU/EZ	17
M2267Y/YU/YZ	17
M2570R/RZ	18
M2570RU/RUZ/U	18
MJ2786L/LU/W/WU	54
MJ2787M/MU/R/RU	54
MJ2789M/MU/R/RU	54
MJ3388H	54
MK2784M/MU/R/RU	64
MK2784W/WU	64
MK2785M2/MU2	64
MK2785M2B/MU2B	64
MK2785R2/RU2	64
MK2785R2B/RU2B	64
MK2785W2/WU2	64
MK2785W2B/WU2B	64
MK2786L/LU	64
MK2786L2/LU2	64
MK2786L2B/LU2B	64
MK2786R/RU	64
MK2786R2/RU2	64
MK2786R2B/RU2B	64
MK2786W/WU	64
MK2786W2/WU2	64
MK2786W2B/WU2B	64
MK2787M/MU	64
MK2787M2/MU2	70
MK2787R/RU	64
MK2789M/MU	63
MK2789R/RU	63
MK3386L/R/W	64
MK3388H/HU	63
MK3388H2	70
ML2784M/R/W	77
ML2784R3/RU3/W3/WU3	77
ML2785MU/RU/WU	77
ML2785M3/MU3/R3/RU3/W3/WU3	77
ML2786L/R/W	77
ML2786LU/RU/WU	77
ML2786W3/WU3	77
R1800E/EU/R/RU	19
R1800EUZ/RUZ	21
R1800EZ/RZ	21
R181E/R	19
R181EU/RU	19
R181EUZ/RUZ	21
R181EZ/RZ	21
R2229E/R	19
R2229EU/RU	19
R2229EUZ/RUZ	21
R2229EZ/RZ	21
R2230E/R	19
R2230EU/RU	19
R2230EUZ/RUZ	21
R2230EZ/RZ	21
R2237E/R	19
R2237EU/RU	19
R2249E/R	19
R2249EU/RU	19
R2249EUZ/RUZ	21
R2249EZ/RZ	21
R2250E/R	19
R2250EU/RU	19
R2250EUZ/RUZ	21
R2250EZ/RZ	21
R2253M/MU	19
R2257E/R	19
R2257EU/RU	19
R2257EUZ/RUZ	21
R2257EZ/RZ	21
R2258E/R	19
R2258EU/RU	19
R2258EUZ/RUZ	21
R2258EZ/RZ	21
R2337E/EU/R/RU	20
R2359E/EU/R/RU	20
R2360R/RU	20
R2367E/EU/Y/YU	20
R2368R/RU	20
R2387R/RU	20
R2391E/EU	20
R2671E/EU/R/RU	18
R2975R/RU	18
R2976E/EU	18
R2979E/EU	18
R2994EU/HU	18
RK2784M/MU/R/RU	64
RK2784W/WU	64
RK2785M2/MU2	64
RK2785M2B/MU2B	64
RK2785R2/RU2	64
RK2785R2B/RU2B	64
RK2785W2/WU2	64
RK2785W2B/WU2B	64
RL2784R3/RU3/W3/WU3	77
RL2785M/R/W	77
RL2785MU/RU/WU	77
SA2020R/W	77
SA2020RU/WU	77
SA2022R/W	77
SA2022RU/WU	77
SA2024HU/MU/RU/WU	77
SA2028WU	77
SA2054W	77
SA2054WU	77
SA2054W3/WU3	77
SA3040E/R/W	77
SA3040EU/RU/WU	77
SA3042E/ED/H/HD/R/RD/W/WD	77
SA3042EU/EDU/HU/HDU/RU/RDU/WU/WDU	77
SA3078E/ED/R/RD/W/WD	77
SA3078EU/EDU/RU/RDU/WU/WDU	77
SA3080E/ED/R/RD/W/WD	77
SA3080EU/EDU/RU/RDU/WU/WDU	77
T1814R	24
T1816B/E/L/R	24
T1980C/CU	61
T1980C4/CU4	69
T1980G/GU	61
T1980G4/GU4	69
T1981G/GU	69
T1981L/LU	69
T1985C/CU	62
T1985C2/CU2	68
T1985C4/J4	76
T1985CU4/JU5	76
T1985J/JU	62
T1985J2/JU2	68
T1986F	76
T1986FU	76
T1987R/W	76
T1987RU/WU	76
T1990F4/L4	76
T1990FU4/LU4	76
T1990G/GU	62
T1990G2/GU2	68
T1992C/L	76
T1992CU/LU	76
T1994F/L	76
T1994FU/LU	76
T1995W	76
T1995WU	76
T19952W2/WU2	68
T1997R/W	76
T1997RU/WU	76
T1998W	76
T1998WU	76
T2023R3/RU3/W3/WU3	77
T2024H/M/R/W	77
T2024H3/HU3/M3/MU3/R3/RU3/W3/WU3	77
T2025W/WU	57
T2025W2/WU2	64
T2025W2B/WU2B	64
T2025WA/WAU	64
T2026H/HU	57
T2026H2/HU2	64
T2026H2B/HU2B	64
T2026HA/HAU	64
T2026R/RU	57
T2026R2/RU2	64
T2026R2B/RU2B	64
T2026RA/RAU	64
T2027M/MU	57
T2027M2/MU2	64
T2027M2B/MU2B	64
T2027MA/MAU	64
T2028W	77
T2028W3/WU3	77
T2029A/H/R	77
T2029AU/HU/RU	77
T2029A3/AU3H3/HU3/R3/RU3	77
T2030M	77
T2030MU	77
T2030M3/MU3	77
T2040E2/EU2	64
T2040E2B/EU2B	64
T2040E4/R4/W4	77
T2040EU4/RU4/WU4	77
T2040R2/RU2	64
T2040R2B/RU2B	64
T2040R3/RU3/W3/WU3	77
T2040W2/WU2	64
T2040W2B/WU2B	64
T2042E/H/R/W	77
T2042EU/HU/RU/WU	77
T2042E2/EU2	64
T2042R2/RU2	64
T2042W2/WU2	64
T2044E2B/EU2B	64
T2044R2/RU2	64
T2044R2B/RU2B	64
T2044W2/WU2	64
T2044W2B/WU2B	64
T2045R/W	77
T2045RU/WU	77
T2045R3/RU3/W3/WU3	77
T2050M/MU	57
T2050MA/MAU	64
T2050R/RU	57
T2050RA/RAU	64
T2050W/WU	57
T2050WA/WAU	64
T2052M/MU	64
T2052M2/MU2	64
T2052M2B/MU2B	64
T2052R/RU	64
T2052R2/RU2	64
T2052R2B/RU2B	64
T2052W/WU	64
T2052W2/WU2	64
T2052W2B/WU2B	64
T2055H/M/R/W	77
T2055HU/MU/RU/WU	77
T2055H2/HU2	64
T2055H2B/HU2B	64
T2055H3/HU3/M3/MU3/R3/RU3/W3/WU3	77
T2055M2/MU2	64
T2055M2B/MU2B	64
T2055W2/WU2	64
T2055W2B/WU2b	64
T2070E/EU	57
T2070EA/EAU	64
T2070R/RU	57
T2070RA/RAU	64
T2070R3/RU3/W3/WU3	77
T2070W/WU	57
T2070WA/WAU	64
T2072H/HU	57
T2072HA/HAU	64
T2072W/WU	57
T2072WA/WAU	64
T2073M/MU	57
T2073MA/MAU	64
T2075L/LU	57
T2075L2B/LU2B	64
T2075LA/LAU	64
T2075W/WU	57
T2075W2B/WU2B	64
T2075WA/WAU	64
T2077H/HU/R/RU	57
T2079M/MU	64
T2080E/EU	64
T2080E2/EU	64
T2080E2/EU2	64
T2080E2B/EU2B	64
T2080E3/EU3/R3/RU3/W3/WU3	77
T2080E4/R4/W4	77
T2080EU4/RU4/WU4	77
T2080R/RU	64
T2080R2B/RU2B	64
T2080W/WU	64
T2080W2/WU2	64
T2080W2B/WU2B	64
T2081E/R/W	77
T2081EU/RU/WU	77
T2081R3/RU3/W3/WU3	77
T2104C/CU/G/GU	56
T2105L/LU	56
T2203J	69
T2205G-2	68
T2220R/RU	23
T2222B/E/L/R	23
T2222BU/EU/LU/RU	23
T2224E/R	23
T2224EU/RU	23
T2229E/R/Y	19
T2230E/R	19
T2250E/R	19
T2253M	19
T2256E/R	19
T2257E/R	19
T2259E/R	22
T2261/E/H/R/Y	19
T2262E/R	19
T2359E/EU/R/RU	22
T2360R/RU	22

CONTINUED NEXT PAGE

MODEL INDEX
(CONTINUED)

ZENITH

MODEL	COLUMN NUMBER
T2367E/EU/Y/YU	22
T2383R/RU	22
T2387R/U	22
T2391E/R/U	22
T2670E/EU/R/RU	22
T2671E/EU/R/RU	22
T2706EA/EAU	64
T2706RA/RAU	64
T2706W/WU	64
T2706WA/WAU	64
T2707W3/WU3	77
T2994EU/HU	22
T3025W	57
T3025W2B	64
T3025WA	64
T3026H	57
T3026H2B	64
T3026HA	64
T3026R	57
T3026R2B	64
T3026RA	64
T3027M	57
T3027M2B/MA	64
T3042E2/H2	64
T3042R2/W2	64
T3072H/W	57
T3073M	57
T3074L/W	57
T3074LA/WA	64
T3075L/W	57
T3075L2B/W2B	64
T3075LA/WA	64
T3077H/R	64
T3079M	64
T3080E/E2	64
T3080E2B	64
T3080R/R2	64
T3080R2B	64
T3080W/W2	64
T3080W2B	64
T5510R2/RU2	71
T5510W2/WU2	71
T5520M2/MU2	71
T5520R2/RU2	71
T5520W2/WU2	71
T5526R2/RU2	71
T5526W2/WU2	71
T6520M2/R2/W2	71
T6526R2/W2	71
X1814R/RU	23
X1816E/G/L/R	23
X1816EU/GU/LU/RU	23
X2220R/RU	28
X222E/G/L	28
X2222EU/GU/LU	28
X2222R/Y	28
X2222RU/YU	28
X2224E/R/Y	28
X2224EU/RU/YU	28
X2229R/RU	27
X2230E/R	27
X2230EU/RU	27
X2230U	27
X2232E/R	28
X2232EU/RU	28
X2247E/R	28
X2247EU/RU	28
X2248E/R	28
X2248EU/RU	28
X2254M/MU	27
X2256E/R	27
X2256EU/RU	27
X2257/E/R	27
X2257EU/RU/U	27
X2258E/R	27
X2258EU/RU/U	27
X2264EQ/RQ	27
X2264EQU/RQU	27
X2280E/R	28
X2280EU/RU	28
X2359E/EU	26
X2360R/RU	26
X2362E/H/R	26
X2362EU/HU/RU/U	26
X2365EQ/RQ	26
X2365EQU/RQU	26
X2383/R/RU/U	26
X2391EQ/EQU	26
X2636E/R	25
X2636EU/RU	25
X2640E/EU/R/RU	27
X2670E/R	25
X2670EU/RU	25
X2671R/RU	26
X2672E/EU	26
X2674EQ/RQ	26
Y1814Y/YU	29
Y1816C/E/R	29
Y1816CU/EU/RU	29
Y2220R/RU/U	29
Y2222/C/E/R/Y	29
Y2222CU/EU/RU/YU/U	29
Y2229R/RU	31
Y2230E/EU/R/RU	31
Y2232E/EU/R/RU	29
Y2232EUZ/RUZ	28
Y2232EZ/RZ	28
Y2247E/EU/R/RU	29
Y2247EUZ/RUZ	28
Y2247EZ/RZ	28
Y 2250/E/R	29
Y2250/EU/RU/U	29
Y2254M/MU	31
Y2256E/EU/R/RU	31
Y2256EZ/RZ	27
Y2257EZ/RZ/Z	27
Y2258/E/H/R	29
Y2258/EU/HU/RU/U	29
Y2263EZ	27
Y2263R/RU	31
Y2263RZ	27
Y2264EQ/RQ	31
Y2281E/R	29
Y2281/EU/RU/U	29
Y2359E/EU	30
Y2359EUZ	26
Y2359EZ	26
Y2360RUZ	26
Y2360RZ	26
Y2391EQ/EQU	26
Y2636E/R	34
Y2636EUZ/RUZ	25
Y2636EZ/RZ	25
Y2670E/R	34
Y2670EZ/RZ	34
Y2670EUZ/RUZ	25
Y2671R/RU	30
Y2672E/EU	30
Z1510L/LU	37
Z1511B/BU	37
Z1512J/JU	37
Z1812GZ/GZU	42
Z1812RZ/RZU	42
Z1814R/Y	38
Z1814RU/YU	38
Z1815J/R	38
Z1816C/E/R	38
Z1816CU/EU/RU	38
Z1817GZ/GZU	42
Z1817LZ/LZU	42
Z1818C/E/R	37
Z1818CU/EU/RU	37
Z1819JZ/JZU	42
Z2220R/Y	36
Z2220RD/YD	29
Z2220RU/YU	36
Z2221RZ/RZU	40
Z2221YZ/YZU	40
Z2222C/E/R/Y	36
Z2222CU/EU/RU/YU	36
Z2223CZ/CZU	41
Z2223EZ/EZU	41
Z2223RZ/RZU	41
Z2223YZ/YZU	41
Z2229R/RU	32
Z2229RD	31
Z2229RZ/RZU	33
Z2230E/R	32
Z2230ED/RD	31
Z2230EU/RU	32
Z2230EZ/EZU	33
Z2230RZ/RZU	33
Z2232E/R	29
Z2243E/EU	36
Z2243ED/RD	36
Z2243EZ/EZU	41
Z2243R/RU	42
Z2243RZ/RZU	41
Z2244EZ/EZU	41
Z2244RZ/RZU	41
Z2247E/H/R	36
Z2247EU/HU/RU	36
Z2248E/H/R	29
Z2248ED/RD	31
Z2249E/R	36
Z2249EZ/EZU	41
Z2249RZ/RZU	41
Z2250/E/R	29
Z2251E/EU	36
Z2251EZ/EZU	41
Z2251R/RU	36
Z2251RZ/RZU	41
Z2255E/R	32
Z2255EU/RU	32
Z2257E/M/R	32
Z2257EU/MU/RU	32
Z2257EZ/EZU	33
Z2257MZ/MZU	33
Z2257RZ/RZU	33
Z2258E/H/R	36
Z2258EU/HU/RU	36
Z2281E/EU/R/RU	29
Z2282E/R	36
Z2282EU/RU	36
Z2282EZ/EZU	41
Z22B2RZ/RZU	41
Z2337E/R/Y	35
Z2337EU/RU/YU	35
Z2359/R	39
Z2359EZ/EZU	39
Z2359RZ/RZU	39
Z2359Z/ZU	39
Z2359U	39
Z2360R/RU	39
Z2360RZ/RZU	39
Z2636YZ	35
Z2637E/R/Y	35
Z2637EU/RU/YU	35
Z2671E/R	35
Z2672E/R	35
Z2672EU/RU	35
Z2675EZ/EZU	41
Z2675RZ/RZU	41
Z3000E/R	36
Z3000EU/RU	36
Z3000EZ/EZU	41
Z3000RZ/RZU	41
Z3001E/R	36
Z3001EZ/EZU	41
Z3001RZ/RZU	41
Z3004E/R	36
Z3004EU/RU	36
Z3004EZ/EZU	41
Z3004RZ/RZU	41
Z3006E/R	36
Z3006EU/RU	36
Z3008E/R	36
Z3008EU/RU	36
Z3008EZ/EZU	41
Z3008RZ/RZU	41
Z3010E/H/R/Y	32
Z3010EU/HU/RU/YU	32
Z3010EZ/EZU	33
Z3010HZ/HZU	33
Z3010RZ/RZU	33
Z3010YZ/YZU	33
Z3012H/R	39
Z3012HU/RU	39
Z3012HZ/HZU	39
Z3012RZ/RZU	39
Z3014H/R	39
Z3014HU/RU	39
Z3014HZ/HZU	39
Z3014RZ/RZU	39
Z4000E/R	35
Z4000EU/RU	35
Z4000EZ/EZU	41
Z4000RZ/RZU	41
Z4006E/R	35
Z4006EZ/RZ	41
Z4006EZU	41
27T965R	1
28T925/E/GO/R	1
28T926E/E-OX/R	1
28T960/E/EZ/GO/K	1
28T961E/GO	1
28T962R/R-Z/Z	1
28T963/R	1
28T964/R	1
29G20/OX	1
37T996RLP/OX	1
37T998RLP/RLPZ/OX	1
37T998RLPU	1
37T998RLPZ1	1
42T999RLP/RLP-OX/Z	1
5005Y/YU	66
5005Y/YU	75
5005Y2/YU2	71
5010R/RU	66
5010R2/RU2	71
5010W/WU	66
5010W2/WU2	71
5011R/RU/W/WU	75
5018R/RU/W/WU	75
5025M/MU	66
5025M2/MU2	71
5025R/RU	66
5025R2/RU2	71
5025W/WU	66
5025W2/WU2	71
5026H/HU/M/MU/R/RU/W/WU	75
5027R/RU	66
5027R2/RU2	71
5027W/WU	66
5027W2/WU2	71
5030E/EU	60
5030E1/EU1	66
5030E2/EU2	71
5030M1/MU1	66
5030M2/MU2	71
5030R/RU	60
5030R1/RU1	66
5030R2/RU2	71
5030W/WU	60
5030W1/WU1	66
5030W2/WU2	71
5035M/MU	60
5035M1/MU1	66
5035R/RU	60
5035R1/RU1	66
5036M/MU/R/RU	75
5036M2/MU2	71
5036R2/RU2	71
5040W/WU	60
5040W1/WU1	66
5041W/WU	75
5041W2/WU2	71
5050H/HU	60
5050H1/HU1	66
5051H/HU	75
5051H2/HU2	71
5060H/HU	60
5060H1/HU1	66
5061H/HU	75
5061H2/HU2	71
5106Y	79
5109L/R/W	79
5111L/R/W	79
5119R/W	79
5126H/M/R/W	79
5128R/W	79
5131E/H/R/W	79
5136M/R	79
5141WU	79
5151WU	79
6041W2	71
6050H	71
6050H1	66
6051H2	71
6051W	75
6060H	60
6060H1	66
6061H2	71
6061H/X	75
6119R/W	79
6126H/M/R/W	79
6128K/W	79
6131E/H/R/W	79
6136M/R	79
6141WU	79
6151HU	79
6161HU/XU	79
6171WU	79
6175VU/YU	79
6540R/W	79
7100W2/WU2	71
7500W	66
7500W2	71
5161HU	79
5171WU	79
5530R/RU/W/WU	75
5535R/W	79
5535RU/WU	79
5540R/W	79
6015R	66
6015R2	71
6015W	66
6015W2	71
6018M/R/W	75
6025M	66
6025M2	71
6025R	66
6025R2	71
6025W	66
6025W2	71
6026H/M/R/W/W1	75
6028R/W	75
6027R	66
6027R2	71
6027W	66
6027W2	71
6030E	60
6030E1	66
6030E2	71
6030M1	66
6030M2	71
6030R	60
6030R1	66
6030R2	71
6030W	60
6030W1	66
6030W2	71
6031E/H/W	75
6035M	60
6035M1	66
6035R	60
6035R1	66
6036M2/R2	71
6036M/R	75
6040W	60
6040W1	66
6041W	75

CHASSIS INDEX

CHASSIS	COLUMN NUMBER
14K20/U	65
14L20/U	65
14L30/Q/U	69
14L36	76
15L36/U	76
15A25/U	43
15A26/Q/U	46
15B20/Q/U/UD	47
15K37/QS/QT/T/TU/U	67
15L22/U	72
15L23/U	77
15L27/U	78
15L32/U	72
15L33	77
15L33U	77
15Z30/U	42
15Z31/U	42
16C20Q	48
16C20/U	48
16C21Q	49
16C21/U	49
16C21Z	49
16C22Q	49
16C23/U	49
16C24/U	49
16D21/Q/U	51
16D25/Q/U	50
16E20/U	48
16E21/Q/U	51
16E23G/U	51
16E24Q	51
16E25/Q/U	50
16E27/Q/U	52
16F21/Q/U	51
16F23/Q/U	51
16F24Q	51
16F25/Q/T/TU/U	50
16F26/Q/U	50
16F27/Q/T/TU/U	56
16F28/Q/U	52
16G20/Q/U	54
16G21/Q/U	58
16G22/Q/U	58
16G23/Q/U	58
16G27/Q/QT/T/TU/U	56
16H20/Q/U	54
16H21/Q/U	58
16H22/Q/U	57
16H23/Q/U	58
16H27/T/TU/Q/QT/U	56
16H28Q	55
16J20/Q/U	54
16J22/Q/QS/U	57
16J23/Q/QS/U	57
16J27/Q/QS/QT/T/TU/U	56
16J28QS	55
16K20/QS/U	61
16K22/QS/U	63
16K23/Q/QS/U	64
16K26/U	62
16K27/Q/QS/QT/TU/U	59
16K28QS	70
16K32/QS/U	70
16K33/Q/QS/U	64
16K34/Q/QS/U	64
16K36/QS/U	68
16K38QS	73
16L24/U	77
16T20/U	24
16X20/U	23
16Y20/U	29
16Z20/U	38
16Z21/U	38
16Z25/U	37
17A20/Q/U	44
17A21Q	44
17A30/U	44
17A30Q	44
17A31Q	44
17B20/Q/U/UD	44
17B21/Q	44
17B22/U/UD	44
17D20/Q/U	52
17G28Q	55
17T20/U	53
17X20/U	28
17X22/U	28
17X23/U	25
17Y20/U	29
17Y22/U	29
17Y23/U	34
17Z20/U	36
17Z21/U	36
17Z22/U/Q/QU	36
17Z23/Q/QU/U	35
17Z30/U	40
17Z31/U	41
17Z32/Q/QU/U	41
17Z33/Q/QU/U	41
17Z34Q/QU	41
18C20Q	45
18C20/U	45
18C24Q	45
18D20/Q/U	53
18E20/Q/U	53
19A20/Q/U	45
19A30/Q/U	45
19B20/Q/U	45
19K20	11
19K20-3	14
19K22	11
19K22-3	14
19K23	12
19K23-3	14
19K23Z	12
19K24-3	14
19L25/U	14
19L26/U	14
19L27/U	14
19L28/U	14
19L30/U	14
19L33/U	14
19L34/U	14
19M20/U/UZ/Z	21
19M21/U/UZ/Z	21
19R20/U	19
19R21/U	19
19R22/U	19
19T23	22
19X21/U	27
19X22/Q/QU/U	27
19X24/U	27
19Y22/Q/U	31
19Z22/Q/QU/U	32
19Z32/Q/U	33
20H20	7
20J21/22	9
20J23	10
20M20/U/UZ/Z	9
20M21/U/UZ/Z	18
21J20/21	9
21K20/Z	12
21K20-3	13
21L21/U	13
22H20/Z	8
22H21/22	8
22L20/U	16
22R20/U	20
22R21/U	18
22T20/U	22
22T21/U	22
22X20/Q/QU/U	21
22X21/Q/QU/U	26
22X22/Q/QU/U	26
22Y20/Q/U	30
22Y21/Q/U	30
23G22/Z/Z1	4
23G23/Z/Z1	4
23G24/Z/Z1	5
23H22/Z	8
24G20/OX	3
24G21/OX	3
24G22/23/24/25	6
24G26/Z/Z1	8
24H20/21	8
25LC20/U/QS	75
25LC20	79
25LC30U	79
26KC20/QS/U	71
27F20/Z	1
27G20/OX	3
27KC20/Q/U	66
28F20/OX/Z	1
28F21/22	1
28F23/OX	1
28F25	1
28K20	15
29JC20/Q/U	60

ZENITH

PART NAME	1	2	3	4	5	6	7	8	9	10
Flyback	S-15709 S-15015 Fly-53	S-15709 Fly-53	S-15911 Fly-53	S-16204 Fly-53	S-16566 Fly-52	S-16566 Fly-52	S-17265 S-17130 Fly-53	S-17435[7] Fly-52	S-18537 S-18125 Fly-52	S-18990 Fly-82
Yoke	95-1110 Y-3	95-1110 Y-3	95-1165 Y-3	95-1217 Y-3	95-1198 Y-7	95-1198 Y-7	95-1241 Y-7	95-1263/67 95-1246/41 Y-7	95-1292 95-1263 Y-7	95-1307 Y-7
Vertical Output	95-1112 26S53	95-1112 26S53	95-1166 24S86	95-1112[5] 26S53	95-1219 24S86[2]	95-1219 24S86[2]	95-1239 26S53	95-1239/40 95-1275 26S53	95-1275 26S53	95-1275 26S53
Vert. Blocking Oscillator	95-1113 24A88	95-1113 24A88	95-1113 24A88	NOT USED	NOT USED	NOT USED	NOT USED	NOT USED	NOT USED	NOT USED
Width Coil	S-15711 S-15042	S-16049	S-16048/49	S-16751[6] WC-15[2]	S-16751[6] WC-15[2]	S-16556 S-16565	S-17112	S-17175[8]	S-18420	S-18748 WC-24
Linearity	NOT USED	NOT USED	NOT USED	NOT USED	NOT USED	NOT USED	S-17176 WC-23[2]	S-17176 WC-23[2]	S-18421 WC-16[11]	S-18421 WC-16[11]
Power	95-1115/24[1] 26R27U	95-1168 26R27U[2]	95-1115[1] 26R27U	95-1216	95-1236	95-1197 95-1216/32	95-1242	95-1260/4 95-1277	95-1277	95-1277 26R45
Filament	95-1116	95-1171	95-1116	NOT USED	NOT USED	NOT USED	NOT USED	NOT USED	NOT USED	NOT USED
Focus Coil	95-1111	NOT USED	95-1147 FC-3	95-1220	95-1220	95-1220	S-17290 S-17230	S-17290 S-17230	NOT USED	NOT USED
Audio Output	95-1114[3] 95-1108 26S49	95-1167 26S48	95-1114[3] 95-1108 26S49	95-1167 26S48	95-1233 26S48[2]	95-1167 95-1227 26S48	95-1238 24S52[2]	95-1238[10] 24S06	95-1274 26S48	95-1274 26S48
Choke	95-1154 26C43	95-1170[4] 26C88[2]	95-1109 26C43	95-1218 26C93	95-1170 26C88[2]	95-1170 26C88[2]	95-1170 26C88[2]	95-1170[9] 26C88[2]	95-1280 26C44	95-1280 26C44
Horizontal Oscillator	S-15041	S-15041	S-15041	S-16186	S-16186	S-16186	SEE RINGING COIL	SEE RINGING COIL	SEE RINGING COIL	SEE RINGING COIL
Horizontal Ringing Coil	NOT USED	NOT USED	NOT USED	NOT USED	NOT USED	NOT USED	S-17114 HS-6	S-17114 HS-6	S-17114 HS-6	S-17114 HS-6
Antenna Input (Balun)	S-15062		S-15062	NOT USED	NOT USED	NOT USED	S-17173	S-17173	S-17173	S-17173
Video IF	S-15048 20-1021	S-15049	S-15049	S-16274	S-16274	S-16274	S-16274	S-16274[46]	S-17906	S-17906
Video IF	S-15051 17-1003	S-15051 17-1003	S-15051 17-1003	S-16275 17-5001[2]	S-16275 17-5001[2]	S-16275 17-5001[2]	S-16275 17-5001[2]	S-16275 17-5001[2]	S-17907 17-5001	S-17907 17-5001
Video IF	S-15052 17-1003	S-15052 17-1003	S-15052 17-1003	S-16604 S-16605 17-5001[2]	S-16604 S-16605 17-5001[2]	S-16604 S-16605 17-5001[2]	S-16604 17-5001[2]	S-16604 17-5001[2]	S-17908 17-5001[2]	S-17908 17-5001[2]
Video IF	S-15054	S-15055 17-1004	S-15055 S-15242 17-1004	S-16276 17-5001[2]	S-16276 17-5001[2]	S-16276 17-5001[2]	S-16605 S-17472 17-5001[2]	S-16605 17-5001[2]	NOT USED	NOT USED
Ratio Det. or Quadrature	95-1120 S-12252	S-16013 20-1005	95-1120	S-16013 20-1005	S-16013 20-1005	S-16013 20-1005	S-16013 20-1005	S-16013 S-17955 20-1005	S-17955 20-1005	S-17955 20-1005
Trap	S-15057 20-1004	S-15053	S-15048 S-15053	NOT USED	NOT USED	NOT USED	S-17116 17-3401	S-17116 17-3401	S-18210 20-1049	S-18210 20-1049
Trap	S-15053 S-15050	S-16624 20-1004	S-15057 20-1004	NOT USED	NOT USED	NOT USED	NOT USED	NOT USED	S-18211 20-1045	S-18211 20-1045
1st Sound IF	95-1121	S-16012 17-3412	95-1119	S-16652 20 1020	S-16652 20 1020	S-16652 20-1020	S-16855 20-1020	S-16855 20 1020	S-18426	S-18426
2nd Sound IF	95-1118 95-1119	NOT USED	95-1955	S-16656 S-16738 17-3402	S-16656 S-16738 17-3402	S-16656 S-16738 17-3402	S-16738 17-3402	S-16738 17-3402	S-17954 17-3412	S-17954 17-3412
AM IF and FM IF	S-12250	NOT USED	NOT USED	95-1200[44] 16-6758[2]	95-1200[44] 16-6758[2]	95-1200[44] 16-6758[2]	NOT USED	95-1248[45] 95-1249	95-1254 16-6758[2]	95-1254 16-6758[2]
AM IF and FM IF	S-12249 S-12251	NOT USED	NOT USED	95-1201 95-1150 16-3487[2]	95-1201 95-1150 16-3487[2]	95-1201 95-1150 16-3487[2]	NOT USED	95-1201[47] 95-1150 16-3487[2]	95-1102 16-6770[2]	95-1102 16-6770[2]
Peaking	S-15058	S-16010	S-15058	S-15058	S-15058	S-15058	S-1704	S-15128 19-1005	S-16356	S-16356
Peaking	S-15059	S-16011	S-15059	S-15128 19-1005	S-15128 19-1005	S-15128 19-1005	S-15128 19-1005	S-17505	S-17958 19-3500	S-17958 19-3500
Peaking	S-15125	S-16015 19-3300	S-15125	S-16356 S-16239	S-16356 S-16239	S-16356 S-16239	S-17053	S-16011	S-17957	S-17957
Peaking	S-15127 S-15126	S-16014	S-15127 S-15126	S-16011 S-16239	S-16011 S-16239	S-16011 S-16239	S-17052	S-17053 S-17052	NOT USED	NOT USED
RF Choke	S-15128 19-1005	S-15128 19-1005	S-15128 19-1005	S-16011	S-16011	S-16011	S-17505 S-16011	20-294 19-1002	S-18020 19-3001	S-18020 19-3001
Filament Choke	S-15065 S-15060 19-3001	S-15060 19-3001	S-15065 20-255 19-3001	NOT USED	NOT USED	NOT USED	S-16984 19-3001	S-16984 19-3001	S-16984 19-3001	S-16984 19-3001

Service notes may be found at the end of the ZENITH section.

PART NAME	11	12	13	14	15	16	17	18	19	20
Flyback	S-18567 Fly-82	S-19032 Fly-83	S-19032 S-19079 Fly-83	S-18567/66 S-19728/854 Fly-82	S-19408 Fly-110	S-20099 Fly-132	S-21219 S-21261 Fly-117	S-21317 S-21345 Fly-111	S-22154 S-21264 Fly-116	S-22130 S-22169 Fly-114
Yoke	95-1297/E Y-7	95-1306 Y-7	95-1335/58 Y-7	95-1357/37 Y-7	95-1325	95-1359 Y-39	95-1358 Y-7	95-1388	95-1413 Y-7[18,94]	95-1406 Y-7[19]
Vertical Output	95-1309 26S11	95-1309 26S11	95-1361 95-1309 26S11	95-1361 95-1309 26S11	95-1326 26S11[2]	95-1352 26S11[2]	95-1377 26S22	95-1384 26S17[2]	95-1421[24] 26S22	95-1377 26S22
Vert. Blocking Oscillator	NOT USED	NOT USED	NOT USED	NOT USED	NOT USED	NOT USED	NOT USED	NOT USED	NOT USED	NOT USED
Width Coil	S-18748 WC-24	S-18748 WC-24	S-18748 WC-24	S-18748[14] WC-24	S-19409 WC-24	S-18748 WC-24	S-18748 WC-24	S-18748 WC-24	S-18748 WC-24	S-18748 WC-24
Linearity	S-18570 WC-25[11]	S-19342 WC-23[11]	S-19342 WC-23[11]	S-18570 WC-25[11]	S-19411 WC-23	S-19342 WC-23[11]	S-19342 WC-23[11]	S-19342 WC-23[11]	S-19342 WC-23[11]	S-19342 WC-23[11]
Power	95-1298 26R43[2]	95-1311 26R59	95-1311 26R59	95-1298 26R43[2]	95-1323	95-1353 26R54	95-1311 26R59	95-1386[95] 26R54	95-1298[26] 26R43[2]	95-1400 26R52
Filament	NOT USED	NOT USED	NOT USED	NOT USED	NOT USED	NOT USED	NOT USED	NOT USED	NOT USED	NOT USED
Focus Coil	NOT USED	NOT USED	NOT USED	NOT USED	NOT USED	NOT USED	NOT USED	NOT USED	NOT USED	NOT USED
Audio Output	95-1294[12] 26S48	95-1294[12] 26S48	95-1339 26S48	95-1339[16] 26S48	95-1324/55 22S56	95-1339 26S48	95-1294 26S48	95-1379[20] 24S52	95-1339[21] 26S48	95-1398 22S56
Choke	95-1280 26C44	95-1280[13] 26C44	95-1348 95-1310 26C93	95-1346[15] 26C93	95-1334[17] 26C43	95-1334[17] 26C43	95-1348 26C93	95-1389 95-1271[22] 26C41	95-1376 26C44	95-1399 26C95
Horizontal Oscillator	SEE RINGING COIL	SEE RINGING COIL	SEE RINGING COIL	SEE RINGING COIL	SEE RINGING COIL	SEE RINGING COIL	SEE RINGING COIL	SEE RINGING COIL	SEE RINGING COIL	SEE RINGING COIL
Horizontal Ringing Coil	S-17114 HS-6	S-17114 HS-6	S-19743 HS-6	S-19743 HS-6	S-17114 HS-6	S-19743 HS-6	S-19743 HS-6	S-19743 HS-6	S-19743 HS-6	S-19743 HS-6
Antenna Input (Balun)	NOT USED	NOT USED	NOT USED	NOT USED	NOT USED	NOT USED	NOT USED	NOT USED	NOT USED	NOT USED
Video IF	S-18589 17-4534[87]	S-18589 17-4534[87]	S-19736[53] 17-5004	S-19736 17-5004	S-19736 17-5004	S-19736 17-5004	S-21019 17-5002	S-21019 17-5002	S-21019 17-5002	S-21019 17-5002
Video IF	S-17907 17-5004	S-17907 17-5004	S-17907 17-5004	S-17907 17-5004	S-17907 17-5004	S-17907 17-5004	S-17907 17-5004	S-17907 17-5004	S-17907 17-5004	S-17907 17-5004
Video IF	S-18730 17-5004	S-18730 17-5004	S-18730 17-5004	S-18730 17-5004	S-18730 17-5004	S-19952 17-5004	S-19952 17-5004	S-19952 17-5004	S-19952 17-5004	S-19952 17-5004
Video IF	NOT USED	NOT USED	S-18740	S-18740	S-18590		S-20623 17-4524	S-20623 17-4524	S-20623 17-4524	S-20623 17-4524
Ratio Det. or Quadrature	S-19001 20-1005	S-19001 20-1005	S-19001 20-1005	S-19001 20-1005	S-19001 20-1005	S-19001 20-1005	S-19020 20-1005	S-19020 20-1005	S-19020 20-1005	S-19020 20-1005
Trap	S-18209[48] S-18210 20-1049	S-18209[48] S-18210 20-1049	S-18209[53] S-18210 20-1049	S-18209[53] S-18210 20-1049	S-18209 S-18210 20-1049	S-19958 S-18210 20-1049	S-18210 20-1049	S-18210 S-21718 20-1049	S-21718 20-1049	S-21718 20-1049
Trap	S-18744 20-1045	S-18744 20-1045	S-18744 S-20290 20-1045	S-18744 S-20290 20-1045	S-18744 20-1045	S-20290 20-1045	S-20622 17-4501[61]	S-20622[63] 17 4538	S-21719 17-4538	S-21719 17-4538
1st Sound IF	S-18568 20-1020	S-18568 20-1020	S-18568 S-19959 20 1020	S-18568 S-19959 20-1020	S-18568 20-1020	S-19959 20-1020	S-21492 20-1020	S-21492 20-1020	S-21492 20-1020	S-21492 20-1020
2nd Sound IF	S-19006 17-3412	S-19006 17-3412	S-19712 17-3412	S-19712 17-3412	S-19712 17-3412	S-20219 16-3445	S-20219 16-3445	S-20219 16-3445	S-20219 16-3445	S-20219 16-3445
AM IF and FM IF	NOT USED	95-1200[51] 95-1254 16-6758[2]	95-1254[56] 16-6758[2]	95-1101[57] 16-6758[2]	NOT USED	95-1254[56] 16-6758[2]	NOT USED	NOT USED	NOT USED	NOT USED
AM IF and FM IF	NOT USED	95-1201 95-1150 16-3487[2]	95-1201 95-1150 16-3487[2]	95-1201 95-1150 16-3487[2]	NOT USED	95-1201 95-1150 16-3487[2]	NOT USED	NOT USED	NOT USED	NOT USED
Peaking	S-18727 19-3100	S-17343 19-3093	S-17911[52] 19-3160	S-17911[52] 19-3160	S-15128 19-1005	S-19954 19-3160	S-17912 19-3160	S-21563[62] 19-3125[60]	S-17912 19-3160	S-17912 19-3160
Peaking	S-17958 19-3500	S-17958 19-3500	S-15128 19-1005	S-15128 19-1005	S-17343 19-3093	S-19953 19-3160[54]	S-21562 19-3160[60]	S-17912 19-3160	S-21562 19-3160[60]	S-21562 19-3160[60]
Peaking	S-18749 19-1006	S-18749 19-1006	S-18751 19-3160[49]	S-18751 19-3160[49]	S-17958 19-3500	S-15128 19-1005	S-15128 19-3160[60]	S-21562 19-3160[60]	S-21888 19-1004	S-21888 19-1004
Peaking	S-18750 19-3180	S-18750 19-3180	S-17343 19-3093	S-17343 19-3093	S-18749 19-1006	S-20021 19-4201[55]	S-21563 19-3125[60]	S-15128 19-1005	S-21563 19-3125[60]	S-21563 19-3125[60]
RF Choke			20-423 20-425 19-3001	20-423 20-425 19-3001	S-18750 19-3180	S-20607[58] 19-4180[55]	S-21561 19-1006	S-21561 19-1006	20-528 19-1004	20-528 19-1004
Filament Choke	S-16984 19-3001	S-16984 19-3001	20-391 S-16984 19-3001	20-391 S-16984 19-3001	20-391 S-16984 19-3001	20-425 20-391 19-3001	20-490 20-505 19-3001	20-490 20-505 19-3001	20-391 19-3001	20-391 19-3001

Service notes may be found at the end of the ZENITH section.

ZENITH

PART NAME	21	22	23	24	25	26	27	28	29	30
Flyback	S-20993 S-21078 Fly-84	S-22720 Fly-139	S-22451 Fly-118	S-22451 Fly-118	S-23438 Fly-118	S-23049 Fly-133	S-22996 Fly-114[93]	S-22451 Fly-118	S-23995 S-23998 Fly-118	S-23984 Fly-114[72]
Yoke	95-1378 Y-7[18]	95-1427/37 95-1432 Y-39	95-1435 Y-39[31]	95-1427 Y-39	95-1452 Y-39	95-1435[32] Y-39[31]	95-1443/48 Y-39	95-1435 Y-39[31]	95-1435 Y-39[31]	95-1476/66 Y-39
Vertical Output	95-1377 26S22	95-1436[28] 26S11	95-1441 26S22	95-1421 26S22	95-1454 26S22	95-1431[28] 26S30	95-1441 26S22	95-1441 26S22	95-1475 26S06	95-1480 26S23
Vert. Blocking Oscillator	NOT USED	NOT USED	NOT USED	NOT USED	NOT USED	NOT USED	NOT USED	NOT USED	NOT USED	NOT USED
Width Coil	S-18748 WC-24	S-18748 WC-24	S-18748 WC-24	S-18748 WC-24	NOT USED	NOT USED	NOT USED	NOT USED	S-18748 WC-24	S-18748 WC-24
Linearity	S-19342 WC-16[11]	S-19342 WC-16[11]	S-19342 WC-16[11]	S-19342 WC-16[11]	NOT USED	NOT USED	NOT USED	NOT USED	NOT USED	NOT USED
Power	95-1298 95-1375 26R43[2]	95-1400[69] 26R52	95-1440 26R53	95-1440 26R53	95-1440 26R53	95-1400 26R52	95-1375 26R43[2]	95-1440[71] 26R53	95-1473[36] 26R53	95-1471 26R52
Filament	NOT USED	NOT USED	NOT USED	NOT USED	NOT USED	NOT USED	NOT USED	NOT USED	NOT USED	NOT USED
Focus Coil	NOT USED	NOT USED	NOT USED	NOT USED	NOT USED	NOT USED	NOT USED	NOT USED	NOT USED	NOT USED
Audio Output	95-1379 24S52	95-1379[77] 24S52	95-1428 24S83	95-1428 24S83	95-1428 24S83	95-1398 22S56	95-1379 24S52	95-1428 24S83	95-1428 24S83	95-1398 22S56
Choke	95-1376 26C44	95-1348[29] 26C93	95-1376 26C44	95-1376 26C44	95-1376 26C44	95-1399 26C95	95-1376 26C44	95-1376 26C44	95-1376 26C44	95-1399 26C95
Horizontal Oscillator	SEE RINGING COIL	SEE RINGING COIL	SEE RINGING COIL	SEE RINGING COIL	SEE RINGING COIL	SEE RINGING COIL	SEE RINGING COIL	SEE RINGING COIL	SEE RINGING COIL	SEE RINGING COIL
Horizontal Ringing Coil	S-19743 HS-6	S-19743 HS-6	S-22352 HS-5	S-22352 HS-5	S-22353 HS-5	S-19743 HS-6	S-19743 HS-6	S-22352 HS-5	S-19743 HS-6	S-19743 HS-6
Antenna Input (Balun)	NOT USED	NOT USED	NOT USED	NOT USED	S-23632 15-1083	NOT USED	NOT USED	S-22678 15-1083	S-23632 15-1083	NOT USED
Video IF	S-21019 17-5002	S-21019 17-5002	S-23221	S-22343 S-22722	S-23226	S-22502	S-21041	S-23228	S-24001	S-22502
Video IF	S-17907 17-5004	S-17907 17-5004	S-22344 17-5001	S-22344 17-5001	S-22344 17-5001	S-17907 17-5004	S-17907 17-5004	S-22344 17-5001	S-23992 17-4522	S-17907 17-5004
Video IF	S-19952 17-5004	S-19952 17-5004	S-22345 17-5001	S-22345 17-5001	S-22345 17-5001	S-19952 17-5004	S-19952 17-5004	S-22345 17-5001	S-23993 17-4523	S-19952 17-5004
Video IF	S-20623 17-4524	S-20623 17-4524	S-23016 17-4511	S-22331 17-4511[2]	S-23016 17-4511	S-20623 17-4524	S-20623 17-4524	S-23016 17-4511	S-23490	S-20623 17-4524
Ratio Det. or Quadrature	S-19020 20-1005	S-19020 20-1005	S-19020 20-1005	S-19020 20-1005	S-19020 20-1005	S-19020 20-1005	S-19020 20-1005	S-19020 20-1005	S-19020 20-1005	S-19020 20-1005
Trap	S-18210 20-1049	S-21718 20-1049	S-22350 20-1020[83]	S-22350 20-1020[83]	S-22350 20-1020[83]	S-21718 20-1049	S-21718 20-1049	S-22350 20-1020[83]	S-22350 20-1020[83]	S-21718 20-1049
Trap	S-20622 17-4538	S-21719 17-4538	NOT USED	NOT USED	NOT USED	S-21719 17-4538	S-21719 17-4538	S-23221	S-24080 17-4535	S-21719 17-4538
1st Sound IF	S-21492 20-1020	S-21492 20-1020	S-22350 20-1020[83]	S-22350 20-1020[83]	S-22350 20-1020[83]	S-21492 20-1020	S-21492 20-1020	S-22350 20-1020[83]	S-22350 20-1020[83]	S-21492 20-1020
2nd Sound IF	S-20219 16-3445	S-20219 16-3445	S-22347 17-3495[2]	S-22348 16-3445	S-22348 16-3445	S-19962 16-3445	S-20219 16-3445	S-22347 17-3495[2]	S-22348 16-3445	S-19962 16-3445
AM IF and FM IF	NOT USED	NOT USED	NOT USED	95-1254 16-6758[2]	NOT USED	NOT USED	NOT USED	95-1254[66] 16-6758[2]	NOT USED	NOT USED
AM IF and FM IF	NOT USED	NOT USED	NOT USED	95-1201 95-1150[66] 16-3487[2]	NOT USED	NOT USED	NOT USED	95-1201 95-1150 16-3487[2]	NOT USED	NOT USED
Peaking	S-17912 19-3160	S-17912 19-3160	S-22444 19-6022	S-22444 19-6022	S-22444 19-6022	S-17912 19-3160	S-17912 19-3160	S-22444 19-6022	S-22444 19-6022	S-17912 19-3160
Peaking	S-21562 19-3160[60]	S-21562 19-3160[60]	S-22475 19-3500	S-22475 19-3500	S-23424 19-3660	S-21562 19-3160[60]	S-21562 19-3160[60]	S-23424 19-3660	S-16015 19-3300	S-21562 19-3160[60]
Peaking	S-15128 19-1005	S-21888 19-1004	S-20880 19-3125[64]	S-20880 19-3125[64]	S-20880 19-3125[64]	S-21888 19-1004	S-21888 19-1004	S-20880 19-3125[64]	S-20880 19-3125[64]	S-21888 19-1004
Peaking	S-21563 19-3125[60]	S-21563 19-3125[60]	NOT USED	NOT USED	NOT USED	S-21563 19-3125[60]	S-21563 19-3125[60]	NOT USED	NOT USED	S-21563 19-3125[60]
RF Choke	NOT USED	S-22777[63] 19-1005	20-550 19-3001	20-550 20-551 19-3001	20-632 19-3001	NOT USED	NOT USED	NOT USED	20-650 20-632 19-3001	S-18859 19-3001
Filament Choke	20-391 19-3001	20-391 126-764 19-3001	NOT USED	NOT USED	20-635 19-3001	20-391 20 431 19-3001	20-391 20-431 19-3001	20-550 19-3001	20-635 20-633 19-3001	20-391 20-431 19-3001

Service notes may be found at the end of the ZENITH section.

PART NAME	31	32	33	34	35	36	37	38	39	40
Flyback	S-23989 Fly-114[73]	S-24978 Fly-128	S-41198 Fly-183[42]	S-23984 Fly-114[72]	S-24095 S-40125 Fly-118	S-23995 S-40124 Fly-118	S-40284 Fly-181[42]	S-23995 S-40124 Fly-118	S-40019 Fly-114[59]	S-40124 Fly-118
Yoke	95-1443 Y-39	95-1443 Y-39	95-1546 Y-39	95-1435 Y-39[31]	95-1452 Y-39	95-1435 95-1443 Y-39	95-1527 Y-39	95-1452 Y-39	95-1509 Y-39	95-1452[41] Y-39
Vertical Output	95-1480 26S23	95-1454 26S22	95-1361 26S11	95-1479 26S06	95-1479 26S06	95-1475 26S06	95-1535 26S06	95-1475 26S06	95-1480 26S23	95-1535 26S06
Vert. Blocking Oscillator	NOT USED	NOT USED	NOT USED	NOT USED	NOT USED	NOT USED	NOT USED	NOT USED	NOT USED	NOT USED
Width Coil	S-18748 WC-24	S-18748 WC-24	S-18748 WC-24	S-18748 WC-24	NOT USED	NOT USED	NOT USED	NOT USED	S-18748 WC-24	NOT USED
Linearity	NOT USED	NOT USED	NOT USED	NOT USED	NOT USED	NOT USED	NOT USED	NOT USED	NOT USED	NOT USED
Power	95-1469 26R51[2]	95-1469 26R51[2]	95-1497 95-1544 26R51[2]	95-1474	See Note 37	See Note 37	NOT USED	NOT USED	95-1471 26R52	See Note 37
Filament	NOT USED	NOT USED	NOT USED	NOT USED	NOT USED	NOT USED	NOT USED	NOT USED	NOT USED	NOT USED
Focus Coil	NOT USED	NOT USED	NOT USED	NOT USED	NOT USED	NOT USED	NOT USED	NOT USED	NOT USED	NOT USED
Audio Output	95-1379 24S52	95-1398 22S56	95-1379 24S52	95-1428 24S83	95-1483 24S98	95-1483 24S98	95-1534 24S83	95-1428 24S83	95-1398 22S56	95-1483 24S98
Choke	95-1376 26C44	95-1376 26C44	95-1536 26C76	95-1376 26C44	95-1376 26C44	95-1376 26C44	95-1523[39] 26C43	95-1376 26C44	95-1399 26C95	95-1376 26C44
Horizontal Oscillator	SEE RINGING COIL	SEE RINGING COIL	SEE RINGING COIL	SEE RINGING COIL	SEE RINGING COIL	SEE RINGING COIL	SEE RINGING COIL	SEE RINGING COIL	SEE RINGING COIL	SEE RINGING COIL
Horizontal Ringing Coil	S-19743 HS-6	S-19743 HS-6	S-19743 HS-6	S-19743 HS-6	S-19743 HS-6	S-19743 HS-6	S-19743 HS-6	S-40275	S-19743 HS-6	S-19743 HS-6
Antenna Input (Balun)	NOT USED	NOT USED	NOT USED	NOT USED	S-40486 15-1082	S-40486 15-1082	S-24644 S-24645 15-1083	15-1083	NOT USED	S 24644 15-1083
Video IF	S-22502	S-22502	S-21686 S-22502	S-21686	S-24775	S-24775	S-40289	S-24775	S-22502	S-41369
Video IF	S-17907 17-5004	S-17907 17-5004	S-17907 17-5004	S-17907 17-5004	S-23992 17-4522	S-23992 17-4522	S-40279 17-4522	S-23992 17-4522	S-17907 17-5004	S-41398 17-4522
Video IF	S-19952 17-5004	S-19952 17-5004	S-19952 17-5004	S-19952 17-5004	S-23993 17-4523	S-23993 17-4523	S-40280 17-4523	S-23993 17-4523	S-19952 17-5004	S-23993 17-4523
Video IF	S-20623 17-4524	S-20623 17-4524	S-20623 17-4524	S-20623 17-4524	S-23940	S-23940	S-23940	S-23940	S-20623 17-4524	S-23999 17-4522[2]
Ratio Det. or Quadrature	S-19020 20-1005	S-19020 20-1005	S-19020 20-1005	S-19020 20-1005	S-19020 20-1005	S-19020 20-1005	S-19020 20-1005	S-19020 20-1005	S-19020 20-1005	S-19020 20-1005
Trap	S-21718 20-1049	S-40235	S-40235	S-40235	S-22350 20-1020[83]	S-22350 20-1020[83]	S-40818 17-1021[1,83]	S-22350 20-1020[83]	S-24736 20-1020[87]	S-22350 20-1020[83]
Trap	S-21719 17-4538	S-24736	S-24736	S-24736	S-24080 17-4538	S-24080 17-4538	S-24080 17-4538	S-24080 17-4538	S-40235	S-41395
1st Sound IF	S-21492 20-1020	S-24736	S-24736	S-24736	S-22350 20-1020[83]	S-22350 20-1020[83]	S-40818 17-1021[1,83]	S-22350 20-1020[83]	S-24736 20-1020[87]	S-22350 20-1020[83]
2nd Sound IF	S-19962 16-3445	S-19962 16-3445	S-23348 16-3445	S-23348 16-3445	S-22348 16-3445	S-22348 16-3445	S-40276 20-1020[87]	S-22348 16-3445	S-19962 16-3445	S-22348 16-3445
AM IF and FM IF	NOT USED	NOT USED	NOT USED	NOT USED	NOT USED	NOT USED	NOT USED	NOT USED	NOT USED	NOT USED
AM IF and FM IF	NOT USED	NOT USED	NOT USED	NOT USED	NOT USED	NOT USED	NOT USED	NOT USED	NOT USED	NOT USED
Peaking	S-17912 19-3160	S-17912 19-3160	S-17912 19-3160	S-17912 19-3160	S-22444 19-6022	S-22444 19-6022	S-16015 19-3300	S-16015 19-3300	S-17912 19-3160	S-16015 19-3300
Peaking	S-21562 19-3160[60]	S-21562 19-3160[60]	S-21562 19-3160[60]	S-21562 19-3160[60]	S-16015 19-3300	S-16015 19-3300	S-20880 19-3125[64]	S-22444 19-6022	S-21562 19-3160[54]	S-20880 19-3125[64]
Peaking	S-21888 19-1004	S-21888 19-1004	S-21888 19-1004	S-21888 19-1004	S-20880 19-3125[64]	S-20880 19-3125[64]	NOT USED	S-20880 19-3125[64]	S-21888 19-1004	NOT USED
Peaking	S-21563 19-3125[60]	S-21563 19-3125[60]	S-21563 19-3125[60]	S-21563 19-3125[60]	NOT USED	NOT USED	NOT USED	NOT USED	S-21563 19-3125[60]	NOT USED
RF Choke	S-18859 19-3001	NOT USED	NOT USED	NOT USED	NOT USED	NOT USED	20-679[67] 19-1000	NOT USED	S-22777 19-1005	20-632[67] 19-3001
Filament Choke	20-391 20-431 19-3001	NOT USED	NOT USED	NOT USED	NOT USED	NOT USED	NOT USED	NOT USED	NOT USED	NOT USED

Service notes may be found at the end of the ZENITH section.

ZENITH

PART NAME	41	42	43	44	45	46	47	48	49	50
Flyback	S-41196 Fly-118[42]	S-4012[43] Fly-118	S-41974 Fly-181[27]	S-41906 Fly-181	S-41988[90] Fly-183	S-42878 Fly-184	S-42878 Fly-184	S-45510 Fly-271	S-45680 Fly-220	S-46564 S-48197 Fly-217
Yoke	95-1452[41] Y-39	95-1452 Y-39	95-1527 Y-39	95-1554[76] Y-39[75]	95-1560 95-1654 Y-39	95-1579 Y-39[82]	95-1579 Y-39[82]	95-1648 Y-39[85]	95-1654 Y-98	95-1666 95-1721/82 Y-55[75]
Vertical Output	95-1479 26S06	95-1535 26S06	95-1535 26S06	95-1552 26S22	95-1558 95-1656 26S23	95-1593 26S22	95-1593 26S22	95-1646 26S23	95-1655 26S23	95-1700 26S73
Vert. Blocking Oscillator	NOT USED	NOT USED	NOT USED	NOT USED	NOT USED	NOT USED	NOT USED	NOT USED	NOT USED	NOT USED
Width Coil	NOT USED	NOT USED	NOT USED	NOT USED	NOT USED	NOT USED	NOT USED	NOT USED	NOT USED	S-46571
Linearity	NOT USED	NOT USED	NOT USED	NOT USED	NOT USED	NOT USED	NOT USED	NOT USED	NOT USED	NOT USED
Power	See note 37	NOT USED	NOT USED	95-1555[96] 26R51[2]	95-1561 95-1612	NOT USED	95-1612	95-1649 95-1612	95-1555[98] 26R51[2]	95-1667 26R123
Filament	NOT USED	NOT USED	NOT USED	NOT USED	NOT USED	NOT USED	95-1592	NOT USED	NOT USED	NOT USED
Focus Coil	NOT USED	NOT USED	NOT USED	NOT USED	NOT USED	NOT USED	NOT USED	NOT USED	NOT USED	NOT USED
Audio Output	95-1483 24S98	95-1428 24S83	95-1534 24S83	95-1569[77] 24S52	95-1557[81] 24S96	95-1534 24S83	95-1534 24S83	95-1647 24S48[2]	95-1569[99] 24S52	95-1665 24S48[2]
Choke	95-1376 26C44	95-1536 26C76	95-1543 26C77	95-1553/59 26C44	95-1559 26C44	95-1581 26C41	95-1581 26C41	95-1581 26C41	95-1553/59 26C44	95-1663 26C44
Horizontal Oscillator	SEE RINGING COIL	SEE RINGING COIL	SEE RINGING COIL	S-19743 HS-6	S-19743 HS-6	SEE RINGING COIL	SEE RINGING COIL	S-45679 HS-7	S-45679/78 HS-7	S-47150 HS-6
Horizontal Ringing Coil	S-19743 HS-6	S-22352 HS-5	S-22352 HS-5	NOT USED	NOT USED	S-22352 HS-5	S-44279 HS-7	S-45543 HS-7	NOT USED	NOT USED
Antenna Input (Balun)	S-40486 15-1082	S-40486 15-1082	S-24644/45 15-1083	S-24644 15-1083				S-24645 15-1083	S-24644/45[65] 15-1083	S-47666 S-47681
Video IF	S-41370	S-41369 S-41370	S-41977	S-43442[80]	S-43442[80]	S-41887	S-43891	S-42874 17-4522	S-43892 20-1049[97]	S-43892 20-1049[97]
Video IF	S-41398 17-4522	S-41398 17-4522	S-40279 17-4522	S-43443 S-41889	S-41890 S-43443 17-4524	S-42874 17-4522	S-42874 17-4522	S-45539 17-4524	S-43443 17-4524	S-42874 S-50474 17-4522
Video IF	S-23993 17-4522	S-23940 S-40294	S-40280 17-4523	S-41891 17-4523	S-41891 17-4523	S-41891 17-4523	S-41891 17-4523	S-42734 S-47698	S-45539 17-4524	S-45539 17-4524
Video IF	S-23999 17-4522[2]	S-23993 17-4523	S-42214	S-41898/97	S-45539 17-4524	S-42734	S-42734 S-43622	S-43892 20-1049[97]	S-41898	S-42734 S-47968
Ratio Det. or Quadrature	S-19020 20-1005	S-19020 20-1005	S-19020 20-1005	S-19020 20-1005	S-19020 20-1005	S-19020 20-1005	S-19020 20-1005	S-45229 20-1005[86]	S-19020 20-1005	S-45229 20-1005[40]
Trap	S-22350 20-1020[83]	S-22350 20-1020[83]	S-24080 17-4538	S-42042 20-1020	S-41883 20-1049[89]	S-41883 20-1049[89]	S-41883 20-1049[89]	S-42875 20-1020[87]	S-41883 20-1049	S-41883 20-1049
Trap	S-41395	S-41395	S-40818 17-1021[1,83]	S-43125 S-42042 20-1020	S-41990 S-42153 20-1020[91]	S-42872 20-1020[87]	S-42872 20-1020[87]	S-41883 20-1049[89]		S-42872 20-1020
1st Sound IF	S-22350 20-1020[83]	S-22350 20-1020[83]	S-40818 17-1021[1,83]	S-43125 20-1020	S-41990[92] 20-1020[91]	S-42872 20-1020[87]	S-42872 20-1020[87]	S-42872 20-1020[87]	S-43125 20-1020	S-47907 S-46557
2nd Sound IF	S-22348 16-3445	S-22348 16-3445	S-40276 20-1020	S-41899 17-1021[79]	S-42054 S-41986 20-1020[87]	S-42875 20-1020[87]	S-22347 17-3495[2]	S-42875 20-1020[87]	S-43717 17-1021[2]	S-22347 17-3495[2]
AM IF and FM IF	NOT USED	NOT USED	NOT USED	NOT USED	NOT USED	NOT USED	NOT USED	NOT USED	NOT USED	NOT USED
AM IF and FM IF	NOT USED	NOT USED	NOT USED	NOT USED	NOT USED	NOT USED	NOT USED	NOT USED	NOT USED	NOT USED
Peaking	S-16015 19-3300	S-16015 19-3300	S-16016 19-3300	S-43219 19-4201[78]	S-42624 19-3100[60]	S-22444 19-6022	S-43615 19-3125	S-43615 19-3125	S-43619 19-3180	S-41879 19-3093
Peaking	S-20880 19-3125[64]	S-20880 19-3125[64]	S-22444 19-6022	S-16011 19-3250	S-43219 19-4201[78]	S-16015 19-3300	S-43616 19-3125	S -43616 19-3125	S-16011 19-3250	S-47906 19-4400
Peaking	S-22444 19-6022	S-22444 19-6022	S-20880 19-3125[64]	S-41880 19-3160	S-41880 19-3160	S-20880 19-3125[64]	S-20880 19-3125[64]	S-20880 19-3125[64]	S-43618 19-3180[60]	S-47905 19-3250[64]
Peaking	NOT USED	NOT USED	NOT USED	S-41879 19-3075	S-41879 19-3075	NOT USED	NOT USED	S-41879 19-3075	S-41879 19-3075	S-43619 19-3180
RF Choke	20-655	NOT USED	NOT USED	S-41879 19-3075	S-22777 19-1005	NOT USED	NOT USED	S-47905 19-3250[64]		S-21888 19-1004
Filament Choke	NOT USED	NOT USED	NOT USED	S-21888 19-1004	S-21888 19-1004	NOT USED	S-21888 19-1004	S-21888 19-1004		

Service notes may be found at the end of the ZENITH section.

ZENITH

PART NAME	51	52	53	54	55	56	57	58	59	60
Flyback	S-47071[100] S-46592 Fly 182	S-4707[184] S-46592 Fly 182	S-47662 Fly 219	S-52322[102] S-54860 Fly 271	S-49918[107] Fly 218	S-51583 S-53840 Fly 250	S-49918[103] Fly 218	S-49918[103] Fly 218	S-54840/C Fly 250	S-53620
Yoke	95-1654[101] 95-1768 Y 98	95-1654 95-1768 Y 98	19-1695 Y 55	95-1839 95-1944 Y 39	95-1825 Y 98	95-1795 95-1942 Y 55[75]	95-1768 95-1771 Y 98	95-1768 95-1771 Y 98	95-1984 Y 55	95-1793 Y 107
Vertical Output	95-1646/56 26S23	95-1656/A 26S23	95-1696 26S29	95-1841/C 26S23	95-1823 26S23	95-1803/F/G 26S29	19-1656 26S23	19-1656 26S23	95-2018/B 26S23	95-1905/D 26S87
Vert. Blocking Oscillator	NOT USED	NOT USED	NOT USED	NOT USED	NOT USED	NOT USED	NOT USED	NOT USED	NOT USED	NOT USED
Width Coil	NOT USED	NOT USED	S-49099	NOT USED	NOT USED	NOT USED	NOT USED	NOT USED	NOT USED	NOT USED
Linearity	NOT USED	NOT USED	S-47660 WC 14	NOT USED	NOT USED	NOT USED	NOT USED	NOT USED	NOT USED	S53754
Power	See Note 38	95-1561 26R123[2]	95-1693 95-1612	95-1840/94 95-1945 26R53[2]	95-1824[108] 26R119	95-1802[109] 26R109	95-1824[70] 26R119	See Note 70	95-1987 26R115	95-1935 95-1899
Filament	NOT USED	NOT USED	NOT USED	NOT USED	NOT USED	NOT USED	NOT USED	NOT USED	NOT USED	NOT USED
Focus Coil	NOT USED	NOT USED	NOT USED	NOT USED	NOT USED	NOT USED	NOT USED	NOT USED	NOT USED	S-53351
Audio Output	95-1569/W[35] 24S52	95-1613[74] 24S96	95-1569 24S52	95-1665 24S48[2]	95-1703/-D 24S90	95-1665 26S48[2]	95-1569[105] 24S52	95-1569[105] 24S52	95-1988 24S48	95-1904/A 22S88
Choke	95-1681 26C44	95-1559 26C44	95-1694 95-1728 26C78	95-1842 26C79	95-1838 26C78	95-1805 26C78	95-1682 95-1681 26C44	95-1682 95-1681 26C44	95-1986 26C44	95-1644 20C21
Horizontal Oscillator	S-45679 HS 7	S-45679 HS 7	S-47150 HS 6	S-45679 HS 7	S-47150 HS 6	S-47150 HS 6	S-47150 HS 6	S-45679/78[106] HS 7	S-56876	S-41703
Horizontal Ringing Coil	S-47150 HS 6	S-47150 HS 6	See Horizontal Oscillator	NOT USED	NOT USED	NOT USED	NOT USED	NOT USED	S-56446	NOT USED
Antenna Input (Balun)	S-47666 S-41511		S-41511							
Video IF	S-43891 S-48046/45	S-43892 S-48046 20-1049	S-43891 S-48046	S-48045 S-53071 20-1044	S-51749 17-4535	S-48045 20-1044	S-53099 20-1044	S-52410 20-1044	S-53071 20-1044	S-40823 17-4523
Video IF	S-43443 S-41889 17-4524	S-43443 S-41889 17-4524	S-43443 S-41889 17-4524	S-50474 17-4522	S-51753 17-4535	S-50474 17-4522	S-51753 17-4535	S-41889 17-4524	S-50474 17-4522	S-46877
Video IF	S-46741/40 17-4524[87]	S-46740/41 17-4524[87]	S-46740/41 17-4524[87]	S-45339 17-4524	S-51755 17-4523	S-45539 17-4524	S-51754 17-4523	S-51643 17-4523	S-45539 17-4524	S-46876
Video IF	S-46868/67 S-47968	S-46868/67 S-47968	S-46848/47 S-47968	S-47968	S-47968	S-47968	S-52687	S-47968	S-47967	95-1777
Ratio Det. or Quadrature	S-46229 S-47702 20-100[540]	S-47702 S-45229 20-100[540]	S-47702 S-45229 20-100[540]	S-45229 20-100[540]	S-477-2 20-100[540]	S-45229 20-100[540]	S-477-2 20-100[540]	S-477-2 20-100[540]	S-45229 20-100[540]	S-45831 20-1005
Trap	S-41883 20-1049	S-41883 20-1049	S-41883 20-1049	S-41883 20-1049	S-51746 20-1044	S-41883 20-1049	S-53053 17-4538	S-41883 20-1049	S-53072 20-1044	S-40836 S-40821 17-453[850]
Trap	NOT USED	NOT USED	NOT USED	S-53072 17-4538	NOT USED	S-42872 20-1020	NOT USED	NOT USED	S-56687	S-42795 S-50491
1st Sound IF	S-43125/26 S-50341 20-1020	S-43125 20-1020	S-43125 20-1020	S-42872 20-1020	S-50341 20-1020	S-42872 20-1020	S-50341 20-1020	S-50341 20-1020	S-56689	S-50489
2nd Sound IF	S-41899 S-43717 17-102[179]	S-41899 S-43717 17-102[179]	S-43717 17-102[179]	S-51445 20-1020[87]	S-41899 17-102[179]	S-51445 20-1020[87]	S-41899 17-102[179]	S-41899 17-102[179]		S-50487
AM IF and FM IF	NOT USED	NOT USED	NOT USED	NOT USED	NOT USED	NOT USED	NOT USED	95-1102 16-6770[2]		CHROMA COILS See Note 23
AM IF and FM IF	NOT USED	NOT USED	NOT USED	NOT USED	NOT USED	NOT USED	NOT USED	95-1150 16-3487[2]		
Peaking	S-41879 19-3093	S-41879 19-3093	S-41879 19-3093	S-41879 19-3075	S-41879 19-3075	S-41879 19-3075	S-41879 19-3075	S-41879 19-3075	20-2014 19-3180	S-16011 19-3250
Peaking	S-16011 19-3250	S-16011 19-3250	S-16011 19-3250	S-52697 19-4400	S-43619 19-3180	S-43619 19-3180	S-52645 19-3180	S-52645 19-3180	20-2017 19-3660	S-41676 19-3375
Peaking	S-43618 19-318[060]	S-43618 19-318[060]	S-43618 19-318[060]	S-47905 19-3250	S-16011 19-3250	S-16011 19-3250	S-16011 19-3250	S-16011 19-3250	20-2501 19-4160	S-54083 19-3060
Peaking	S-43619 19-3180	S-43619 19-3180	S-43619 19-3180	S-53067 19-4201	S-51748 19-3100	S-43618 19-318[060]	S-43618 19-318[060]	S-43618 19-318[060]		S-53617 19-3275
RF Choke	S-21888 19-1004	S-21888 19-1004	S-21888 19-1004	S-21888 19-1004	S-21888 19-1004	S-21888 19-1004	S-21888 19-1004	S-21888 19-1004		
Filament Choke										

Service notes may be found at the end of the ZENITH section.

PART NAME	61	62	63	64	65	66	67	68	69	70
Flyback	S-56752 Fly 271	S-57630 Fly 271	S-54829 Fly 218[42]	S-55842 Fly 218[42]	S-58350 Fly 217	S-56538 Fly 274	S-58826 Fly 250	S-57630 Fly 271	S-62229 Fly 271	S-58565 Fly 218
Yoke	95-1975 Y 39[75]	95-2023 Y 55[75]	95-1825/L Y 98	95-1768 Y 98	95-2040 Y 55[75,42]	95-1974 Y 107	95-2023 Y 55[75]	95-2023 Y 55[75]	95-1975 Y 39[75]	95-1825 Y 98
Vertical Output	95-1990 26S23	95-2025/B 26S30	95-2026 26S30	95-1656/G/J 26S30	95-2038/D/A 26S30	95-1905/D 26S87	95-2018/F 26S30	95-2025 26S30	95-1990 26S23	95-2026/D 26S30
Vert. Blocking Oscillator	NOT USED	NOT USED	NOT USED	NOT USED	NOT USED	NOT USED	NOT USED	NOT USED	NOT USED	NOT USED
Width Coil	NOT USED	NOT USED	NOT USED	NOT USED	NOT USED	NOT USED	NOT USED	NOT USED	NOT USED	NOT USED
Linearity	NOT USED	NOT USED	NOT USED	NOT USED	NOT USED	S-53754	NOT USED	NOT USED	NOT USED	NOT USED
Power	95-1976 95-1992	95-2024 26R123	95-1895[30] 26R110	95-1896[88] 26R109[2]	NOT USED	95-1972 26R149	95-2061 26R105[2]	95-2059 26R128[42]	95-2116[111] 26R105[2]	95-2054[112] 26R127
Filament	NOT USED	NOT USED	NOT USED	NOT USED	NOT USED	NOT USED	NOT USED	NOT USED	NOT USED	NOT USED
Focus Coil	NOT USED	NOT USED	NOT USED	NOT USED	NOT USED	S-53551	NOT USED	NOT USED	NOT USED	NOT USED
Audio Output	95-1988 24S48	95-1988 24S48	95-1941[34] 24S52	95-1941[04] 24S52	95-2042[116] 22S28	95-1973 22S35	95-1988 24S48	95-1988 24S48	95-2098 24S48	95-1941[113] 24S52
Choke	95-1991 26C79	95-1986 26C78	95-1682 95-1838 26C78	95-1681 26C78	95-2039 26C78	95-1971 20C21	95-1986 26C78	95-1986 26C78	95-1991 26C79	95-1682 26C78
Horizontal Oscillator	S-56875 HS 7	S-56875 HS 7	S-56876 HS 6	S-58675 HS 7	S-56875 HS 7	S-56877	S-56876 HS 6	S-56875 HS 7	S-56875 HS 7	S-56876 HS 6
Horizontal Ringing Coil	NOT USED				S-56876 HS 6	NOT USED	NOT USED	NOT USED	NOT USED	NOT USED
Antenna Input (Balun)										
Video IF	S-50474 17-4522	S-57623 17-4523	S-51754 S-51755 17-4523	S-51754 S-51755 17-4523	S-57623 17-4523	S-40822/24 17-4522	S-57623/24 17-4523	S-57623/24 17-4523	S-57623/24 17-4523	S-58573 S-58613 17-4522
Video IF	S-45539 17-4524	S-57624 17-4523	S-47968 S-47967	S-47968 S-47967	S-57624 17-4523	S-46877/76 17-4522	S-58821[118] 17-4538	S-58821[118] 17-4538	S-55140 S-57625	S-47968 17-4522
Video IF	S-55140 S-55307	S-55140 S-57625/B	S-51749 S-51750/52 17-4500	S-51749 S-51750/52 17-4500	S-57625	S-46875 17-4522	S-57621/22 17-4502	S-57621/22 17-4502	S-57621/22 17-4502	S-58614 S-58725
Video IF	S-55139 17-4502	S-57621/22 17-4502	S-53099	See note 110	S-55140 S-58357	95-1777	S-55140 S-57625	S-55140 S-57625	S-55140 S-57625	S-58737 S-58612
Ratio Det. or Quadrature	S-45229 20-1005[40]	S-45229 S-45831 20-100540	S-47702 20-1005[40]	S-47702 20-1005[40]	S-58377 20-1005	S-45229 20-1005	S-45229 S-45831 20-1005[40]	S-45229 S-45831 20-100540	S-45229 S-45831 20-1005	S-47702 20-1005[40]
Trap	S-56760	S-57628	S-56503	S-565-2 S-49892	S-57621 17-4502	S-21719 S-40820 17-4538	S-53072 17-4538	S-53052 17-4538	S-54785 S-58034	S-53052 17-4538
Trap	S-54785 S-56761	S-54785	S-50341 20-1020	S-50341 20-1020	S-58349 S-63638	S-42795 20-1049	S-54785 S-58035	S-54785 S-58035	S-58110	S-50341 20-1020
1st Sound IF	S-51445 20-1020[87]	S-51445 20-1020[87]	S-41899 17-1021[79]	S-41899 S-43717 17-1021[79]	S-58348	S-50487 S-57271	S-57628 S-58110	S-57628 S-58110	S-51445 20-1020[87]	S-41899 S-56503
2nd Sound IF	S-56689	S-56689	S-56508 17-1021	S-51508 17-1021	S-58355	S-50488[119] 20-1020	S-51445 20-1020[87]	S-51445 20-1020[87]	S-58110	S-56508 19-4950
AM IF and FM IF	NOT USED	NOT USED	95-1915 16-6780	95-1250	NOT USED	95-1915 16-6780	NOT USED	NOT USED		95-1915 16-6780
AM IF and FM IF	NOT USED	NOT USED	95-1924	95-1102 17-6770[2]	NOT USED	95-1917 16-6781	NOT USED	NOT USED		95-1917 16-6781
Peaking	20-2013 19-3093	20-2013 19-3093	20-2013 19-3093	20-2013 19-3093	20-2013 19-3093	20-2001 19-4400	20-2013 19-3093	20-2013 19-3093	20-2013 19-3093	20-2015 19-3093
Peaking	20-2014 19-3180	20-2014 19-3180	20-2014 19-3180	20-2014 19-3180	20-2014 19-3180	20-2502 19-3300	20-2014 19-3180	20-2014 19-3180	20-2514 19-3250	20-2014 19-3180
Peaking	20-2003 19-3660	20-2003 19-3660	20-2012 19-3250	20-2012 19-3250	20-2512 19-4201	20-2002 19-3093	20-2017 19-3660	20-2003 19-3660	20-2028 19-3330	20-2012 19-3250
Peaking	20-2501 19-4160	20-2501 19-4160	20-2504 19-3125	20-2504 19-3125	20-2017 19-3660	20-2001 19-4400	20-2501 19-4160	20-2501 19-4160	20-2501 19-4160	20-2504 19-3125
RF Choke					20-2004 19-1004	S-54083 19-3060	20-2005 19-1005	20-2005 19-1005	20-2004 19-1004	20-2004 19-1004
Filament Choke										

Service notes may be found at the end of the ZENITH section.

ZENITH

PART NAME	71	72	73	74	75	76	77	78	79	
Flyback	S-58518 Fly 275	S-61001 S-63278 Fly 218	S-58565 Fly 218	S-60752	S-58518 Fly 275	S-57630 Fly 271	S-60984 S-63279 Fly 218	S-64280 Fly 250	S-58518 Fly 275	
Yoke	95-2067 Y 107	95-2093/C Y 39	95-1825/L Y 98	95-2091 Y 55	95-2067 Y 107	95-2023 Y 55	95-1768/N Y 98	95-2091 Y 55[75]	95-2067 Y 107	
Vertical Output	95-2050 26S88	95-2092/A 95-2095 26S23	95-1823/B 26S30	95-2121 95-2085 26S22	95-2109/C 26S89	95-2025 26S30	95-2104/A 26S23	95-2146 26S23	95-2139	
Vert. Blocking Oscillator	NOT USED	NOT USED	NOT USED	NOT USED	NOT USED	NOT USED	NOT USED	NOT USED	NOT USED	
Width Coil	NOT USED	NOT USED	NOT USED	NOT USED	NOT USED	NOT USED	NOT USED	NOT USED	NOT USED	
Linearity	S-59102	NOT USED	NOT USED	NOT USED	S-59194	NOT USED	NOT USED	NOT USED	S-62016	
Power	95-2051[112] 26R149	95-2094 26R105[2]	95-2054 26R127	95-2084 26R105[2]	95-2114 26R148	95-2084 95-2141 26R105[2]	95-2105 95-2153	95-2141 95-2084 26R105[2]	95-2179 26R148	
Filament	NOT USED	NOT USED	NOT USED	NOT USED	NOT USED	NOT USED	NOT USED	NOT USED	NOT USED	
Focus Coil	NOT USED	NOT USED	NOT USED	NOT USED	NOT USED	NOT USED	NOT USED	NOT USED	NOT USED	
Audio Output	95-2052/AR[114] 22S35	95-2096 24S98	95-1703/D 22S88	95-1988 24S48	95-2052/AS 22S35	95-2098 95-2142 24S48	95-2096[117] 24S98	95-1988 22S27	95-2190/X 26S48	
Choke	95-1971 20C21	95-1682 26C78	95-1838 26C78	95-1986 26C78	95-2118 20C21	95-1986 26C78	95-1681 26C78	95-1986 26C78	95-2181 20C21	
Horizontal Oscillator	S-56877	S-56876 HS 6	S-56876 HS 6	S-56876 HS 6	S-56877	S-56875 HS 7	S-56875 HS 7	S-56876 HS 6	S-56877	
Horizontal Ringing Coil	NOT USED	NOT USED	NOT USED		NOT USED	NOT USED	NOT USED	NOT USED		
Antenna Input (Balun)		S-49189 S-59297	S-49189 S-59297	S-49189 S-59297			S-53545 S-62678	S-49189 S-59297		
Video IF	S-40822/24 17-4522	S-58725 S-58737 17-4500	S-58725 S-58738 17-4500	S-58821 17-4538	S-40822 S-61621 17-4522	S-57621/22 17-4502	S-58737 S-58725 17-4500	S-58822	S-40822 17-4522	
Video IF	S-46877/76/75 17-4522	S-58612	S-58572 S-58614	S-57623/24 17-4523	S-61622 17-4514	S-57623 17-4523	S-58742 17-4523	S-57623 17-4523	S-61623 17-4514	
Video IF	95-1777	S-58614 S-58572	S-58573 17-4522	S-47968 17-4522	S-61623 17-4514	S-57624 17-4523	S-58613 17-4522	S-57624 17-4523	S-61622 17-4514	
Video IF	S-40820 17-4538	S-47968 S-58613 17-4522	S-47968 17-4522	S-58824	95-1777	S-55140 S-57625	S-47968 17-4522	S-58824	95-1777	
Ratio Det. or Quadrature	S-45229 20-1005[40]	S-47702 20-1005[40]	S-47702 S-51747[2] 20-1005[40]	S-45229 20-1005[40]	S-55229 20-1005	S-45229 20-1005[40]	S-47702 20-1005[40]	S-45831 20-1005[40]	S-45229 20-1005[40]	
Trap	S-21719 17-4538	S-53053 17-4538	S-51746 S-51747[2] 17-4538	S-53072 17-4538	S-21719 17-4538			S-58822	S-64278 20-1044	
Trap	S-50485	S-50341	S-50341		S-62423 S-58047 17-4538	S-54785	S-53053 17-4538		S-62423 S-58047 17-4538	
1st Sound IF	S-41899 S-59300	S-50341	S-50341	S-54785	S-50488 20-1020	S-54785	S-50341 20-1020	S-58035	S-50485 17-3402	
2nd Sound IF	S-50488 S-50489 20-1020	S-41899 17-1021[79]	S-41899 17-1021[79]	S-51445	S-50485 17-3402	S-51445 20-1020	S-41899 17-1021[79]	S-58110	S-64003 20-1020	
AM IF and FM IF	CHROMA COILS See Note 115	NOT USED	NOT USED	NOT USED	NOT USED	NOT USED	95-1915 16-6780	NOT USED	NOT USED	
AM IF and FM IF		NOT USED	NOT USED	NOT USED	NOT USED	NOT USED	95-1917 16-6781	NOT USED	NOT USED	
Peaking	20-2026 19-4950	20-2013 19-3093	20-2013 19-3093	20-2013 19-3093	20-2026 19-4950	20-2013 19-3093	20-2013 19-3093	20-2013 19-3093	20-2026 19-4950	
Peaking	20-2515 19-4251	20-2014 19-3180	20-2014 19-3180	20-2514 19-3250	20-2515 19-4251	20-2514 19-3250	20-2014 19-3180	20-2014 19-3180	20-2515 19-4251	
Peaking	20-2008 19-3036	20-2012 19-3250	20-2012 19-3250	20-2017 19-3660	20-2008 19-3036	20-2003 19-3660	20-2012 19-3250		20-2008 19-3036	
Peaking	20-2024 19-4500	20-2504 19-3125	20-2504 19-3125	20-2501 19-4160	20-2517 19-4201	20-2501 19-4160	20-2505 19-3180	20-2501 19-4160	20-2517 19-4201	
RF Choke	20-2516 19-3093		20-2004 19-1004		20-2024 19-4500	20-2004 19-1004	20-2004 19-1004	20-2004 19-1004	20-2024 19-4500	
Filament Choke										

Service notes may be found at the end of the ZENITH section.

1 95-956 used in radio chassis 13D22 replaced by 22R34[2], 95-1062 replaced by 24R05U[2].
2 Mounting difference.
3 95-1063 used in radio chassis 9E21Z replaced by 24S51, 206-600 used in radio chassis 13D22 replaced by 22S48.
4 95-1172 (alternate) - no replacement.
5 95-1226 (alternate) - no replacement.
6 S-16752 (alternate) - no replacement.
7 S-17939, S-17927, S-17140, S-17130, S-17233 used in some models replaced by Fly 52.
8 S-17949 used in chassis 20H20 replaced by WC 15[2].
9 95-1218 used in chassis 24H20 power supply S-17189 and 24H21 replaced by 26C93, 95-1280 used in some chassis 24H20 replaced by 26C44.
10 95-1247 used in 24H20 power supply S-17189 replaced by 24S06, 95-1274 used in chassis 20H20 replaced by 26S48, 95-1189, 95-1272 used in radio chassis replaced by 26S50, 95-1252 used in radio chassis 10H20/Z replaced by 22S56, 95-1272 replaced by 26S50.
11 Requires use of original slug or remount thru chassis.
12 95-1300, 95-1189 used in radio chassis 8H20Z, 7K21 replaced by 26S50. 95-1252 used in radio chassis 10H20Z replaced by 22S56.
13 95-1310 used in chassis 21K20 replaced by 26C93.
14 S-19486 used in some chassis replaced by WC 1811.
15 95-1280 used in chassis 19K22-3/24-3/20-3/23-3 replaced by 26C44.
16 95-1340 alternate in 19K22-3/24-3 replaced by 24S51.
17 95-1170 used in low B+ supply by 26C88[2].
18 Use original rear cover and centering device and insulate width sleeve.
19 Use original rear cover and centering device.
20 95-1383 used in chassis 20M21/U/UZ/Z replaced by 26S58.
21 95-1340 (alternate) replaced by 24S51.
22 95-1334 used in high B+ circuits replaced by 26C43.
23 Chroma Coils:

S-41710 replaced by 17-6011	S-41719 - no replacement
S-19020 replaced by 17-6011	S-41722 - no replacement
S-53706 - no replacement	S-55294 - no replacement
95-1278 - no replacement	

24 95-1397 used in chassis 19R22 replaced by 26S11.
25 95-1970, 95-1656, 95-1823/A also replaced 26S30.
26 96-1375 used in a few chassis replaced by 26R33[27].
27 Use original brackets and reverse terminal #1 and #3 connections.
28 95-1397 used in a few chassis replaced by 26S11.
29 95-1399 used in chassis 22T20/U/21/U replaced 26C95.
30 95-1993/A, 95-1994, 19-1925, 19-1893 used in Stereo and Remote units - no replacement.
31 May require use of original network - connect #3 of yoke to #2 of flyback and #1 of yoke to #7 of flyback.
32 95-1446 used in 22X20/U/Q/QU replaced by Y 39.
33 95-1454 (alternate) replaced by 26S22.
34 95-1852 replaced by 22S58, 95-1703 replaced by 22S88.
35 95-1650 used in amp. chassis 5B28 replaced by 24S06. 95-1647 used in amp. chassis 16E23/U/Q, 16E21/U/Q(Rev.) replaced by 24S48[2]. 96-1691, 95-1692, 95-1790, 95-1780 used in a few models - no replacement.
36 95-1471 used in chassis 16Y20 replaced by 26R52.
37 95-1499/-1507/-1521/-1529/29/30/31/32/33 - no replacement. 95-1503/-1498/-1520/-1541 replaced by 26R51[2].
38 95-1649, 95-1776, 95-1612, 95-1697, 95-1772/76/78 - no replacement. 95-1651 or 95-1743 used in amp. 5B28 replaced by 24R04U[2]. 95-1680 replaced by 26R123.
39 95-1543 (alternate) replaced by 26C44.
40 Remove external shunt capacitor.
41 95-1435 (alternate) replaced by Y 39[31].
42 Use original moungint bracket.
43 S-41488 used in chassis 15Z30/31/U ("A" models) - no replacement.
44 95-1152 - no replacement 95-1153 replaced by 17-34842 used in radio chassis.
45 95-1254 replaced by 16-67582, 95-1153 replaced by 17-34842 used in radio chassis.
46 S-17906, S-18157 - no replacement, S-18211 replaced by 20-1045, S-18209 replaced by 20-1049, S-17907 replaced by 17-5004, S-17908 replaced by 17-50012, S-17954 replaced by 17-3412, S-17956, S-17116 replaced by 17-3401, S-18210 replaced by 20-1049.
47 95-1200 replaced by 16-67582, 95-1102 replaced by 16-67702, 95-1254 replaced by 16-67582 (The above parts used in radio chassis).
48 S-19002 replaced by 17-3402[49].
49 Add external shunt resistor.
50 Disregard center tap.
51 95-1248, 95-1249, 95-1152, 95-1251 - no replacement, 95-1153 replaced by 17-34842,49,50. (The above parts used in radio chassis).
52 S-17958 replaced by 19-3500, S-18750 replaced by 19-3180, S-18749 replaced by 19-1006, S-19954 replaced by 19-3160, S-19953 replaced by 19-3160, S-19969 replaced by 19-3036, S-20021 replaced by 19-420155.
53 S-19958 replaced by 20-1049, S-19952 replaced by 17-5004 (detune trap). S-19955 - no replacement, S-20219 replaced by 16-3445.
54 Parallel coil with 2.7K resistor.
55 Parallel coil with 15K resistor..
56 95-1248, 95-1249 - no replacement, 95-1153 replaced by 17-34842,49,50, 20-337 replaced by 19-3001. (The above parts used in radio chassis 10L20).
57 95-1248, 95-1251 - no replacement, 95-1102 replaced by 16-67702, 95-1153 replaced by 17-34842,49,50. (The above parts used in radio chassis 8L20 and 4L03).
58 S-19969 replaced by 19-3036, S-17958 replaced by 19-3500, S-16984 replaced by 19-3001.
59 Original terminals 7 - 1 - 2 - 6 - 4 - 5 Connect 1000 ohm resistor in series
new terminals 4 - 3 - 2 - 1 - 5 - 6 with yoke damping capacitor and omit yoke CT to original #3 on Flyback.
60 Parallel coil with 5.6K resistor.
61 Use trap winding and drill mounting holes.
62 S-21888 replaced by 19-1004, S-21752 replaced by 19-1005, S-21012 replaced by 19-3125 (parallel coil with .01MFD capacitor).
63 20-528 replaced by 19-1004, S-21719 replaced by 17-4538.
64 Parallel coil with 18K resistor.
65 S-41511 used in Tuners 175-124 and 175-126 - no replacement.
66 95-1248, 95-1249 - no replacement, 95-1153 replaced by 17-34842,49,50. (The above parts used in radio chassis 10L20, 12R21, and 12X20).
67 S-22444 replaced by 19-6022.
68 95-1260/42/45, 95-1188 used in some models - no replacement.
69 95-1434 used in 19T23 replaced by 26R43[2].
70 95-1893, 95-1772, 95-1899, 95-1612, 95-1898 used in some models - no replacement. 95-1816, 95-1896 replaced by 26R109[2]. 95-1895 replaced by 26R110[2]. 95-1837 replaced by 24R05U[2].
71 19-1442 used in chassis 19X22/U/Q/QU - no replacement.
72 Original terminals 7 - 1 - 2 - 6 - 4 - 5
new terminals 6 - 5 - 4 - 3 - 2 - 1
If necessary to reduce yoke ringing, insert 1000 ohm resistor in series with 72MMFD capacitor in yoke.
73 Original terminals 5 - 4 - 3 - 1 If necessary to reduce yoke ringing, insert
new terminals 6 - 5 - 4 - 3 1000 ohm resistor in series with yoke 82MMF capacitor.
74 95-1703 used in chassis 16E27/Q/U, 16F28/Q/U replaced by 24S90.
75 Cut and tape orange lead.
76 95-1610 used in chassis 17B20/Q/U, 17B21Q, 17B22/U replaced by Y 39.
77 95-1379 alternate replaced by 24S52; 95-1604 used in models B2282E/EU/R/RU/U - no replacement. 95-1355, 95-1398 used in 22720/U/21/U replaced by 22S56.
78 Parallel with 10K resistor.
79 Enlarge mounting holes in chassis.
80 S-41887 and S-43892 used in some chassis - no replacement.
81 95-1613 used in chassis 19B20/Q/U replaced by 24S96.
82 Cut and tape orange lead, connect yoke #2 to #4 of flyback, connect yoke #7 to #3 of flyback, connect original capacitor across terminals 1 and 2 of yoke.
83 Add capacitor externally.
84 S-49918 used in chassis 16F28/Q/U replaced by Fly 218.
85 Connect yoke #2 to flyback #3; connect yoke #7 to flyback #2. Connect original horizontal capacitor across terminal #1 and #2.
86 Use original can and remove shunt capacitor.
87 Use original can.
88 95-2062 used in 16K33/34 replaced by 26R113[42]. 95-1993/A; 95-1994, 95-1953, 95-1772, 95-1893, 95-1925 used in AM/FM, Stereo & Remote units - no replacement.
89 Replaces 47.25MC trap only.
90 S-45706 used in a few models - no replacement.
91 Use original can and add coupling capacitor externally.
92 S-43125 used in some models replaced by 20-1020.
93 Original terminals 5 - 4 - 3 - 2 - 1 Connect 1K resistor in series with
new terminals 4 - 3 - 2 - NC-1 82MMFD inside yoke housing.
94 Connect damping capacitor across #3 and #7 of Y 7.
95 95-1401 used in chassis 22R21/U - no replacement.
96 95-1562 used in chassis 17A21Q, 17A31Q, 17B21Q - no replacement.
97 Two 20-1049's required to replace this part.
98 95-1603 used in amp. chassis 5B26 replaced by 24R04U. 95-1651 used in amp. chassis 5B28 replaced by 24R04U[2]. 95-1562, 95-1612 used in chassis 16C22Q and Remote Control S-45834 - no replacement.
99 95-1650 used in amp. chassis 5B28 replaced by 24S06.
100 S-45510 used in chassis 16E21U/Q(Rev.), 16E23/U/Q - replaced by Fly 271. S-50095 used in chassis 16F23/U/Q, 16F21/U/Q, 16F24Q replaced by Fly 218.
101 95-1771 used in chassis 16F21/Q/U, 16F23/Q/U replaced by Y 98. 95-1648 used in some chassis replaced by Y 39[85].
102 S-53354 used in chassis 16H20/Q/U - replaced by Fly 271.
103 S-50095 and S-53097 used in some chassis also replaced by Fly 218. S-55842, S-54824, S-54829 replaced by Fly 21842, S-54911 - no replacement.
104 95-1957 used in Amp. chassis 4K21/22 - no replacement. 95-1892 used in Steno chassis 8H30Z - replaced by 22S58.
105 95-1650 used in chassis 6G29 replaced by 24S06, 95-1859 and 95-1892 used in 4G21 and 8H30 - no replacement.
106 S-47149 used in some versions of 16G22 - no replacement.
107 S-54829 replaced by Fly 21842.
108 95-1895 used in 16H28Q, 16J28QS replaced by 26R110.
109 95-1943 used in 16J27 series replaced by 26R115.
110 S-58725 replaced by 17-4500, S-53099 replaced by 17-4500, S-53053 replaced by 17-4538, S-58737, S-56141, S-53098 - no replacement.
111 95-2060, 95-1992/D used in a few models - no replacement.
112 95-1925, 95-1993/A, 95-1994, 95-2063, 95-1953, 95-1914 used in a few models - no replacement.
113 95-1892 used in Amp. 8K30 replaced by 22S58.
114 95-1957, 95-1913 used in Amp. chassis 4K21, 7K31/Z - no replacement.
115 Chroma Coils:

S-58776 replaced by 17-6011	S-58187 - no replacement
S-58777 replaced by 17-6011	S-19020 replaced by 17-6011
S-58515/16 - no replacement.	S-41687 - no replacement
S-50536 replaced by 17-6016	S-41722 - no replacement
S-55294 replaced by 17-6016	95-2049 - no replacement.

116 95-2144 used in chassis 14L20/U - replaced by 22S24.
117 95-2158/AT, 95-159/AT used in chassis 16L24/U replaced by 24S06.
118 S-58824, S-58822 used in a few models - no replacement.
119 S-41899 used in a few chassis replaced by 17-102[179].

ALPHABETICAL INDEX

INDUSTRIAL, RADIO, AMATEUR, TRANSISTOR, HI-FI AND OTHERS

YELLOW

AUDIO OUTPUTS
- High fidelity 38
- Twin Coupled Amplifier . . 39
- Hybrid circuit 35
- Humbucking single plates V.C. 34
- Line to Voice Coil 37
- Line to Multiple Voice Coil . 37
- Output Chart 43, 44
- P-P Plates to line or V.C. . 34, 35
- Single plate to Voice Coil . . 33
- SP to line or Voice Coil . . . 33
- Transistor Outputs 41, 42
- Tube to Crystal Cutter and V.C. 37
- Tube to line Mixer 36, 37
- 25 Volt line to Voice Coil . . 40
- 70.7 Volt line to Voice Coil . 40
- Universal Outputs 36

AUTOMATION CONTROL . . . 45

CHOKES 9, 10
- Band Pass Filter 12
- Dual Winding Chokes 11
- High Q Chokes 11
- Modulation Chokes 11
- Reactors 12
- Swinging Chokes 11
- Tone Control Choke 12
- Splatter Suppressor Filter . . . 11

CONTROL 45, 46
- Autoformers 46
- Isolation 46
- Line Voltage Regulators . . . 46

DRIVERS 13
- Transistor Drivers 14

EXPANDER COMPRESSOR . . . 14

FILAMENTS 15
- Filament with Single Secondary 15
- Filament with Multiple Sec. . 17
- Filament for 400 CPS 16
- Tube checker multi tapped . . 17
- Filament Chart 18

INTERSTAGE 5, 6, 7
- High Impedance Multi-Purpose 6
- Hi-Fi Interstage 6
- Transistor Interstage 7
- Single Plate to S Grid 5
- Single Plate to S or PP Grids . 5
- Single or PP Plate to PP Grids 6

INPUT 1, 2, 3, 4
- Hi-Fi Input 3
- Intercom and Transceiver . . . 3
- Mike, Pickup or Line to Grid . 1, 2
- Mike Cable 3
- Transistor Input 4

MODULATION 19
- Modulation Chart 20

OUTPUTS - See Audio Outputs

PLATE 21, 22

POWER . . . . . 23 thru 30
- Bias Transformers 28
- For 6AX5, 6X5, 6X4, etc. . 25
- Special or Combination Filaments 25, 26, 27
- Primary 105/115/125 Volt . . 24
- 400 CPS 29
- Phase Shifting Transformer . . 30
- Half Wave 29
- Photoflash 30

SELENIUM RECTIFIER 47, 48
- Selenium Rectifier Chart . 47, 48

VIBRATOR TRANSFORMERS . 31, 32
- Vibrator Transformer Chart 31, 32

TRANSISTOR & MI-T TRANSFORMERS.

BLUE

TRANSISTOR TRANSFORMERS AND COILS . . . . . 49 thru 53
(including - inputs, outputs, interstages, chokes and bridging transformers)
- 300 Milliwatt 49
- 150 Milliwatt 50
- 50 Milliwatt 50
- 20 Milliwatt 51
- 1 Milliwatt Interstage 51
- Coils 53
- Power Output 52
- Power Supply 52

MINIATURE TRANSFORMERS (MI-T) . . . . . 54 thru 56
(including inputs, outputs, interstages, and chokes)
- 1 Milliwatt 54
- 2.5 Milliwatt 55
- 4 Milliwatt 55
- 9 Milliwatt 55
- 12 Milliwatt 56
- 20 Milliwatt 56

World's Most Complete And Exact Line Of Electronic Components

TELEVISION TRANSFORMERS, AND COILS

WHITE

- Flybacks (Horizontal Outputs) 57, 58
- Focus Coils 63
- Horizontal Blocking Oscillators . 64
- Horizontal Output (Flybacks) 57, 58
- Horizontal "Sync" 65
- H. V. Oscillators 65
- Power 61, 62, 63
- T.V. Booster & Converter 63
- Vertical Blocking Oscillators . . 64
- Vertical Outputs 64
- Width & Linearity Coils 65
- Yokes 59, 60

MIL-T-27A HERMETICALLY SEALED AND ENCASED TRANSFORMERS AND REACTORS (STEEL JACKET LINE) - GEOPHYSICAL COMMUNICATION - INDUSTRIAL

GREEN

MIL-T-27A STEEL JACKET LINE
- Audio Outputs 68, 69, 70
- Chokes 68, 72
- Drivers 70
- Filaments 68, 72, 73
- Outputs 68, 69, 70
- Interstage 68
- Powers 68, 71, 73
- Step Down Transformers 400 cps 73
- 400 CPS Transformers . . . 73

STEEL JACKET LINE
- Audio Outputs . . 77, 78, 79, 80
- Chokes 76, 82
- Drivers 79, 80
- Filaments 76
- Input 77, 78, 80
- Interstage 78
- High Q Chokes 77
- Mixing Transformers 78
- Modulation 80
- Power 75

COMMUNICATION INDUSTRIAL
- Chokes 82
- Drivers 81
- Modulation 81
- Modulation Chokes 81
- Plate 82

GEOPHYSICAL TRANSFORMERS
- Audio Outputs 85, 86
- Input 84
- Interstage 85
- Reactors 86

COILS, TUNING CONDENSERS, SWITCHES

PINK

- Antenna Coils . . 95, 96, 97, 98
- Antenna Couplings 89
- Antenna Input 89
- Balun Coils 89
- Chokes . . 89, 101, 102, 103, 104
- Chroma Coils 89
- Discriminators 88
- Filters 107
- I.F.'s 87, 88, 91, 92, 93
- Oscillators . . . 95, 96, 97, 98
- Peaking Coils 90
- Quadratures 88
- Ratio Detectors 88
- R. F. Coils . . . 95, 96, 97, 98
- Sound and Cathode Traps . . 89
- Special Purpose Coils . .105, 106
- Switches 106
- Transistor Coils and Condenser 99
- Transistor Receiver Circuit. 100
- Tuning Condensers 106
- T. V. IF's 87, 88
- Wave Traps 107

PART NUMBER INDEX

Part No.	Page
"A"	
20A00	1
20A01	2
20A02	2
20A03	3
20A04	3
20A05	1
20A06	3
20A07	3
20A10	2
20A11	2
20A16	5
20A17	5
20A18	5
20A19	6
20A22	5
20A23	5
20A24	6
20A25	6
20A26	14
20A27	6
20A29	6
20A30	2
20A31	1
20A32	2
20A33	2
20A34	2
20A35	3
20A36	2
20A37	2
20A38	1
20A39	1
20A40	3
20A41	3
20A42	3
20A43	3
20A44	5
20A45	5
20A46	5
20A47	5
20A50	6
20A51	3
20A52	6
20A53	6
20A90	5
20A91	5
20A92	5
20A93	5
20A94	6
20A95	6
20A96	6
20A97	6
24A87	64
24A88	64
24A89	64
24A90	64
25A01	77
25A02	77
25A03	77
25A04	77
25A05	77
25A06	77
25A07	77
25A08	78
25A09	78
25A10	78
25A11	78
25A12	78
25A13	78
25A14	78
25A15	78
25A16	78
25A17	78
25A18	78
25A19	78
25A20	78
25A21	78
25A22	78
25A23	80
25A24	80
25A25	80
25A26	80
26A01	64
26A02	64
26A03	64
26A04	64
26A05	64
26A06	64
27A01	68
27A02	68
27A03	68
27A04	69
27A05	69
27A06	69
27A07	69
27A08	69
27A09	70
27A10	70
27A11	69
27A12	69
27A13	69
27A14	69
27A15	70
27A20	69
27A21	69
27A22	69
27A23	69
27A24	69
27A25	69
27A26	69
27A29	69
27A30	69
27A32	69
27A33	69
27A34	69
"C"	
20C42	9
20C43	9
20C44	9
20C45	9
20C46	9
20C47	9
20C48	9
20C49	10
20C50	9
20C51	9
20C52	9
20C53	9
20C54	10
20C54P	10
20C55	10
20C55P	10
20C56	10
20C56P	10
20C57	10
20C58	9
20C59	9
20C60	11
20C61	11
20C62	11
20C63	9
20C64	10
20C65	9
20C66	9
20C67	10
20C68	10
20C69	10
20C70	10
20C71	9
20C72	11
20C73	12
20C74	12
20C75	11
20C76	11
20C77	11
20C78	11
20C79	11
20C80	11
20C81	9
20C82	9
20C83	9
20C84	9
20C85	9
20C86	9
20C87	9
20C88	9
20C89	10
20C90	10
20C91	10
20C92	10
20C93	10
20C94	10
20C95	10
20C96	10
20C97	10
20C98	10
20C99	10
25C25	76
25C26	76
25C27	76
25C28	76
25C29	76
25C30	76
25C31	76
25C32	76
25C33	76
25C34	76
25C35	76
25C36	76
25C37	76
25C38	77
25C39	77
25C40	81
25C41	81
25C42	81
25C43	76
25C44	82
25C45	82
25C46	82
25C47	82
25C48	82
25C49	76
25C50	76
25C51	76
25C52	76
25C53	76
25C54	76
25C55	76
25C56	76
25C57	76
25C58	76
25C59	76
25C60	76
26C40	9
26C41	10
26C42	9
26C43	10
26C44	10
26C45	10
26C82	9
26C83	10
26C84	9
26C85	10
26C86	9
26C87	9
26C88	10
26C89	10
26C90	10
26C91	10
26C92	10
26C93	10
26C94	10
27C01	68
27C02	68
27C03	68
27C04	68
27C05	68
27C06	68
27C07	68
27C08	68
27C09	68
27C10	68
27C11	72
27C12	72
27C13	72
27C14	72
27C15	72
27C16	72
27C17	72
27C18	72
27C19	72
27C20	72
27C21	72
27C22	72
27C23	72
27C24	72
27C25	72
27C26	73
27C27	73
27C28	73
27C29	73
27C30	73
27C31	73
27C32	72
27C33	72
27C34	72
27C35	72
27C36	72
27C37	69
"D"	
20D21	13
20D23	13
20D24	13
20D25	13
20D26	13
20D27	13
20D28	13
20D29	13
20D30	13
20D31	14
20D32	13
20D75	13
20D76	13
20D77	13
20D78	13
20D79	13
20D80	13
20D81	13
20D82	13
20D83	13
20D84	13
20D85	13
20D86	13
20D87	13
25D49	79
25D50	79
25D51	79
25D52	80
25D53	81
25D54	81
25D55	79
25D56	79
25D57	79
25D58	80
27D32	70
27D33	70
27D34	70
27D35	70
"F"	
21F00	15
21F01	15
21F02	15
21F02P	15
21F03	15
21F04	15
21F05	15
21F06	15
21F07	15
21F07A	15
21F08	15
21F09	15
21F10	15
21F11	16
21F12	16
21F13	15
21F14	17
21F15	16
21F16	16
21F17	16
21F18	16
21F19	17
21F20	15
21F20P	15
21F21	15
21F22	17
21F23	17
21F24	17
21F25	16
21F26	16
21F27	16
21F28	16
21F29	16
21F30	17
21F31	15
21F32	15
21F33	15
21F34	15
21F35	15
21F36	15
21F37	15
21F38	15
21F39	15
21F40	15
21F41	16
21F42	16
21F43	16
21F44	16
21F45	16
21F46	16
21F47	16
21F48	16
21F49	16
21F50	16
21F51	16
21F52	16
21F53	17
21F54	17
21F55	17
21F56	17
21F57	17
21F58	15
21F59	16
21F61	16
21F62	16
25F56 thru 25F75	76
26F60	15
26F61	17
26F63	17
26F64	17
26F65	15
26F66	15
26F67	16
26F68	16
26F69	17
27F33	72
27F34	72
27F35	73
27F36	68
27F37	68
27F38	68
27F39	68
27F40	68
27F41	68
27F42	68
27F43	68
27F44	68
27F45	68
27F46	72
27F47	72
27F48	72
27F49	72
27F50	72
27F51	72
27F52	72
27F53	72
27F54	72
27F55	72
27F56	72
27F57	72
27F58	72
27F59	73
27F60	73
27F61	73
27F62	73
"FC"	
FC-1	63
FC-2	63
FC-3	63
FC-4	63
"FLY"	
Fly-1 thru Fly-161	57, 58
"GEO"	
GEO-1 thru GEO-21	84
GEO-22 thru GEO-48	85
GEO-49 thru GEO-67	86
"HS"	
HS-1 thru HS-10	65
"HVO"	
HVO-50	65
HVO-51	65
"M"	
21M50 thru 21M72	19
25M76	80
25M77	80
25M78	81
25M79	81
25M80	81
"MI-T"	
MI-T1 thru MI-T40	54
MI-T41 thru MI-T102	55
MI-T103 thru MI-T138	56
"P"	
21P73 thru 21P87	21
21P88	22
21P89	21
21P90	22
21P91	21
21P92	22
21P93	21
21P94	22
21P95	22
21P96	21
24P79	22
25P82	82
25P83	82
25P84	82
25P85	82
25P86	82
25P87	82
25P88	82
25P89	82
25P90	82
"R"	
R-1068X	12
22R00	23
22R01	23
22R02	23
22R04	23
22R05	23
22R05U	23
22R06	23
22R07	24
22R08	25
22R09	25
22R10	25
22R11	25
22R12	25, 29
22R13	25
22R14	27
22R15	26
22R16	24
22R17	24
22R18	31
22R19	31
22R20	31
22R22	31
22R23	31
22R24	30, 32
22R25	31
22R26	31
22R27	31
22R28	31
22R29	31
22R30	23
22R31	24
22R32	26
22R33	24
22R34	24
22R35	24
22R36	24
22R37	25
22R38	25
22R39	25
22R40	29
22R41	30
22R42	29, 30
22R43	30
22R44	30
22R46	30, 32
22R50	30
22R52	31
22R53	31
22R54	31
22R55	31
22R57	31
22R61	31
22R63	31
22R67	31
22R69	31
22R70	31
22R71	31
22R72	31
22R73	31
22R74	31
22R75	31
22R76	31
22R77	31
22R78	31
22R79	31
22R80	31
22R81	31
22R82	31
22R83	31
22R84	31
22R85	31
22R86	31
22R89	31
24R00	23
24R00U	23
24R01	23
24R01U	23
24R02	24
24R02U	24
24R03	24
24R04	24
24R04U	24
24R05	24
24R05U	24
24R06	24
24R06U	24
24R07	24
24R07U	24
24R08	23
24R08U	23
24R09	23
24R09U	23
24R10	25
24R11	25
24R11U	25
24R12	25
24R12U	25
24R13	23
24R13U	23
24R14	28
24R15	27
24R16	25
24R17	23
24R18	24
24R19	23
24R19U	23
24R20	23
24R20U	23
24R21	23
24R21U	23
24R22	24
24R22U	24
24R23	23
24R24	24
24R25	24
24R26	24
24R26U	24
24R27	27
24R28	29
24R29	29
24R30	29
24R31	29
24R32	25
24R33	26
24R34	26
24R35	27
24R36	26
24R37	25
24R38	28
24R39	27
24R40	24

PART NUMBER INDEX

"R" cont.

24R40U . . . 24
24R91 29
24R92 29
24R94 27
24R98 26

25R01 75
25R02 75
25R03 75
25R04 75
25R05 75
25R06 75
25R07 75
25R08 75
25R09 75
25R10 75
25R11 75
25R12 75
25R13 75
25R14 75
25R15 75
25R16 75
25R17 75
25R18 75
25R19 75
25R20 75
25R21 75
25R22 75
25R23 75
25R24 75
25R26 75
25R27 75
25R28 75
25R29 75
25R30 75
25R31 75
25R32 75
25R33 75
25R34 75
25R35 75
25R36 75
25R37 75
25R38 75
25R39 75
25R40 75
25R41 75
25R42 75
25R43 75

26R00 28
26R13 29
26R14 29
26R15 26
26R16 26
26R17 26
26R18 27
26R19 28
26R20 26
26R21 26
26R22 24
26R23 24
26R24 27
26R25U . . . 26
26R26U . . . 27
26R27U . . . 28
26R28U . . . 29
26R29U . . . 29
26R30U . . . 28
26R31 25
26R31U . . . 25
26R32 . . 25, 29
26R33 27
26R34 25
26R35 26
26R36 23
26R37 . . 25, 29
26R38 . . 25, 29
26R39 29
26R40 23
26R41 25
26R42 25
26R43 23
26R44 23
26R45 23
26R46 26
26R47 23
26R48 23
26R49 23
26R50 25
26R51 24
26R52 23
26R53 23
26R54 27
26R55 29
26R56 23
26R57 26
26R58 23
26R59 23
26R60 29
26R61 23
26R62 25
26R63 23
26R64 25
26R65 26
26R66 26
26R67 27
26R68 26
26R69 26
26R70 26
26R71 23
26R72 25
26R73 26
26R74 27
26R75 27
26R76 28
26R81 27
26R82 27
26R83 26
26R84 26
26R85 26
26R86 26
26R87 27
26R88 25
26R89 25
26R90 25
26R91 25
26R92 25
26R93 25
26R94 26
26R95 26
26R96 27
26R97 24

27R61 71
27R62 73
27R63 71
27R64 71
27R65 71
27R66 71
27R67 71
27R68 71
27R69 71
27R70 71
27R71 71
27R72 71
27R73 71
27R74 71
27R75 71
27R76 71
27R77 71
27R78 71
27R79 71
27R80 71
27R81 71
27R82 71
27R83 71
27R84 71
27R85 71
27R86 68
27R87 68
27R88 68
27R89 68
27R90 68
27R91 68
27R92 68
27R93 68
27R94 73
27R95 73
27R96 73
27R97 73
27R98 73
27R99 73

"S"

22S21 39
22S39 38
22S41 38
22S42 38
22S43 38
22S44 35
22S45 33
22S46 33
22S47 34
22S48 35
22S49 38
22S51 35
22S53 36
22S56 34
22S58 34
22S59 37
22S60 34
22S62 36
22S63 38
22S64 35
22S65 38
22S66 34
22S67 38
22S68 34
22S69 38
22S70 34
22S71 34
22S72 34
22S74 36
22S75 37
22S76 37
22S77 37
22S78 34
22S80 37
22S81 37
22S82 37
22S83 37
22S84 37
22S85 37
22S86 36
22S87 36
22S88 36
22S90 37
22S91 37
22S92 37
22S93 35
22S94 35
22S95 34
22S96 34
22S97 34
22S98 34
22S99 37

24S00 37
24S01 40
24S02 40
24S04 36
24S05 36
24S06 36
24S07 36
24S08 36
24S09 36
24S10 37
24S11 36
24S12 36
24S13 36
24S14 36
24S15 36
24S16 36
24S17 34
24S18 34
24S19 35
24S20 35
24S21 40
24S22 40
24S23 40
24S24 40
24S25 37
24S26 35
24S27 37
24S28 35
24S29 35
24S30 33
24S31 33
24S32 33
24S33 33
24S34 33
24S35 33
24S36 33
24S37 33
24S38 33
24S39 33
24S40 33
24S41 33
24S42 36
24S43 34
24S44 35
24S45 37
24S46 37
24S47 37
24S48 33
24S49 33
24S50 33
24S50A . . . 34
24S51 33
24S51A . . . 34
24S52 33
24S53 33
24S54 33
24S55 36
24S56 35
24S57 34
24S58 35
24S59 35
24S60 36
24S61 36
24S62 37
24S63 36
24S64 36
24S66 37
24S67 37
24S70 40
24S71 40
24S72 40
24S73 40
24S74 40
24S75 37
24S76 37
24S77 34
24S78 33
24S79 34
24S81 33
24S82 33
24S83 33
24S84 33
24S85 34
24S86 64
24S87 34
24S88 33
24S89 34
24S90 33
24S91 33
24S92 33
24S93 35
24S94 33
24S95 33
24S96 33
24S97 33
24S98 33
24S99 33

25S23 77
25S24 77
25S25 77
25S26 77
25S27 77
25S28 77
25S29 77
25S30 77
25S31 77
25S32 78
25S33 78
25S34 78
25S35 79
25S36 79
25S37 79
25S38 80
25S39 80
25S40 79
25S41 79
25S42 79
25S43 80
25S44 80

26S09 64
26S10 64
26S11 64
26S12 64
26S13 64
26S14 64
26S15 64
26S16 64
26S17 64
26S18 64
26S19 64
26S20 64
26S21 64
26S46 36
26S47 35
26S48 33
26S49 33
26S50 33
26S51 64
26S52 64
26S53 64
26S54 64
26S55 64
26S56 64
26S57 64
26S58 33
26S59 35
26S70 64
26S71 64
26S72 64
26S73 64
26S74 64
26S75 64
26S76 64
26S77 64
26S78 64
26S79 64

27S01 68
27S02 68
27S03 68
27S04 68
27S05 68
27S06 68
27S07 69
27S08 69
27S09 69
27S10 69
27S11 69
27S12 70
27S13 70
27S14 70
27S15 70
27S16 70
27S17 69
27S27 69
27S28 69
27S31 69
27S35 69
27S36 69

"TR"

TR-1 49
TR-2 50
TR-3 50
TR-4 50
TR-5 50
TR-6 50
TR-7 50
TR-8 49
TR-9 50
TR-10 50
TR-11 50
TR-12 50
TR-13 50
TR-14 50
TR-15 50
TR-16 50
TR-17 50
TR-18 50
TR-19 50
TR-20 50
TR-21 49
TR-22 49
TR-23 50
TR-24 49
TR-25 50
TR-26 50
TR-27 50
TR-28 49
TR-29 50
TR-30 50
TR-31 50
TR-32 50
TR-33 49
TR-34 50
TR-35 49
TR-36 49
TR-37 50
TR-38 50
TR-39 50
TR-40 50
TR-41 50
TR-42 50
TR-43 50
TR-44 50
TR-45 50
TR-46 50
TR-47 50
TR-48 50
TR-49 50
TR-50 50
TR-51 50
TR-52 50
TR-53 50
TR-54 50
TR-55 50
TR-56 50
TR-57 52
TR-58 52
TR-59 52
TR-60 52
TR-61 52
TR-62 52
TR-63 52
TR-64 52
TR-65 52
TR-66 52
TR-67 52
TR-68 52
TR-69 52
TR-70 52
TR-71 52
TR-72 52
TR-73 52
TR-74 52
TR-75 52
TR-76 52
TR-77 52
TR-78 52
TR-79 52
TR-80 52
TR-81 52
TR-82 52
TR-83 52
TR-84 52
TR-85 52
TR-86 52
TR-87 52
TR-88 52
TR-89 52
TR-90 52
TR-91 52
TR-92 52
TR-93 52
TR-94 52
TR-95 52
TR-96 52
TR-97 52
TR-98 52
TR-99 52
TR-100 52
TR-101 50
TR-102 50
TR-103 50
TR-104 50
TR-105 50
TR-106 50
TR-107 50
TR-108 50
TR-109 50
TR-110 49
TR-111 49
TR-112 49
TR-113 49
TR-114 49
TR-115 49
TR-116 49
TR-117 49
TR-118 49
TR-119 49
TR-120 51
TR-121 51
TR-122 51
TR-123 51
TR-124 51
TR-125 51
TR-126 51
TR-127 51
TR-128 51
TR-129 51
TR-130 51
TR-131 51
TR-132 51
TR-133 51
TR-134 51
TR-135 51
TR-136 51
TR-137 51
TR-138 51
TR-139 51
TR-140 51
TR-141 51
TR-142 51
TR-143 51
TR-144 51
TR-145 51
TR-146 51
TR-147 51
TR-148 51
TR-149 51
TR-150 51
TR-151 51

"V"

23V09 46
23V11 46
23V12 46
23V13 46
23V14 46
23V17 46
23V18 46
23V19 46
23V20 46
23V21 46
23V22 46
23V23 46
23V24 46
23V25 46
23V26 46
23V27 46
23V28 46
23V32 46
23V33 46
23V34 45
23V35 45
23V36 45
23V37 45
23V38 45
23V39 45
23V40 45
23V41 45
23V42 45
23V44 46
23V45 46
23V46 45
23V47 48
23V48 46
23V49 46
23V50 45
23V51 45
23V52 45
23V53 45
23V54 45
23V56 46
23V58 46
23V60 47
23V61 47
23V62 47
23V63 47
23V64 47
23V65 48
23V66 47
23V67 48
23V68 48
23V69 48
23V70 46
23V71 46
23V72 46
23V73 46
23V75 46
23V80 46
27V17 73

"WC"

WC-10 65
WC-11 65
WC-12 65
WC-13 65
WC-14 65
WC-15 65
WC-16 65
WC-17 65
WC-18 65
WC-19 65
WC-20 65
WC-21 65
WC-22 65
WC-23 65
WC-24 65
WC-25 65
WC-26 65
WC-27 65
WC-28 65
WC-29 65
WC-30 65
WC-31 65
WC-32 65
WC-33 65

"Y"

Y-1 thru
Y-53 . . 59, 60

PART NUMBER INDEX

Part No.	Page
9693	105
9820	98
9822	98
9824	98
9826	98
9828	98
14-1004	95
14-1005	95
14-1010	95
14-1011	95
14-1015	97
14-1016	97
14-1017	97
14-1022	95
14-1023	95
14-1026	95
14-1027	95
14-1028	95
14-1030	98
14-1031	98
14-1032	98
14-1033	96
14-1040	98
14-1041	97
14-1042	97
14-1043	97
14-1044	97
14-1045	97
14-1046	97
14-1053	96
14-1055	96
14-1056	95
14-1057	95
14-1058	95
14-1060	98
14-1061	97
14-1062	97
14-1063	97
14-1064	97
14-1065	97
14-1066	97
14-1067	97
14-1068	97
14-1069	97
14-1070	97
14-1071	96
14-1072	96
14-1073	96
14-1074	96
14-1075	95
14-1076	95
14-1077	95
14-1080	95
14-1081	95
14-1082	95
14-1090	95
14-1407	96
14-1408	96
14-1409	96
14-1410	95, 96
14-1411	95, 96
14-1412	95, 96
14-1413	96
14-1414	96
14-1415	96
14-1416	96
14-1417	96
14-1418	96
14-1419	96
14-1420	96
14-1421	96
14-2436	95
14-2437	95
14-2860	97
14-2862	97
14-3732	95
14-4034	95
14-4242	95
14-4243	95
14-6140	96
14-6417	98
14-6418	98
14-6419	98
14-6590	95
14-6592	95
14-6850	105
14-6852	105
14-6854	105
14-6856	105
14-6865	105
14-7000	95
14-7001	95
14-7002	95
14-7413	95
14-7476	97
14-7478	97
14-7480	97
14-7558	95
14-7560	95
14-8418	105
14-9001	53, 99
14-9003	53, 99
14-9004	53, 99
14-9005	53, 99
14-9006	53, 99
14-9009	53, 99
14-9010	53, 99
14-9011	53, 99
14-9012	53, 99
14-9013	53, 99
14-9014	53, 99
14-9015	53, 99
14-9016	53, 99
14-9017	53, 99
14-9019	53, 99
14-9020	53, 99
15-1003	107
15-1072	107
15-1073	89
15-1074	89
15-1082	89
15-1083	89
15-1084	89
15-1085	89
15-2866	107
15-2888	107
15-7510	107
15-7511	107
15-7512	107
15-7513	107
15-7513A	107
15-7514	107
15-7515	107
15-7520	107
15-7813	107
15-8479	107
15-8480	107
15-8481	107
16-3445	87
16-3471	91
16-3472	91
16-3487	91
16-3490	88, 91
16-3731	91
16-3736	91
16-5700	91
16-5702	91
16-5704	91
16-5706	91
16-5712	91
16-5714	91
16-5728	91
16-5730	91
16-5740	91
16-5742	91
16-5782	91
16-5784	91
16-6123	93
16-6131	91
16-6133	91
16-6139	93
16-6600	105
16-6601	105
16-6602	105
16-6603	105
16-6643	93
16-6645	93
16-6649	93
16-6650	93
16-6651	93
16-6652	93
16-6653	93
16-6654	93
16-6655	93
16-6656	93
16-6657	93
16-6658	93
16-6659	93
16-6660	93
16-6661	93
16-6662	93
16-6663	93
16-6665	91
16-6666	93
16-6667	93
16-6668	91
16-6669	91
16-6670	94
16-6675	94
16-6678	91
16-6679	94
16-6752	92
16-6754	92
16-6756	88, 92
16-6757	92
16-6758	92
16-6760	92
16-6761	92
16-6764	92
16-6765	92
16-6766	92
16-6767	92
16-6770	92
16-6780	88, 92
16-6781	92
16-6784	92
16-6785	92
16-6786	92
16-6787	92
16-6800	92
16-6801	92
16-8091	91
16-8099	91
16-9001	53, 99
16-9002	53, 99
16-9003	53, 99
16-9004	53, 99
16-9007	53, 99
16-9008	53, 99
16-9009	53, 99
16-9012	53, 99
16-9013	53, 99
16-9014	53, 99
16-9015	53, 99
16-9016	53, 99
16-9017	53, 99
17-1000	106
17-1001	87
17-1002	87
17-1003	87
17-1004	87
17-1005	87
17-1006	87
17-1011	87
17-1012	87
17-1013	88
17-1020	87
17-1021	87
17-1023	88
17-1025	87
17-1026	89
17-1031	87, 88
17-1033	88
17-1034	87
17-1035	88
17-1043	88
17-1045	88
17-1047	88
17-1062	87
17-1063	87
17-1064	87
17-1066	87
17-1067	87
17-1068	87
17-1069	87
17-1070	87
17-1071	87
17-3400	87
17-3401	87
17-3402	87
17-3403	87
17-3412	87
17-3474	88
17-3475	88
17-3476	88
17-3477	88
17-3478	88
17-3484	91
17-3486	106
17-3487	91
17-3488	91
17-3489	87, 88
17-3490	88
17-3491	88, 91
17-3492	88, 91
17-3493	88
17-3494	91
17-3495	87
17-3496	88
17-3497	88
17-3498	91
17-3499	88
17-4500	87
17-4501	87
17-4502	87
17-4503	87
17-4504	87
17-4505	88
17-4507	87
17-4508	87
17-4509	88
17-4511	88
17-4512	87
17-4514	88
17-4518	87
17-4519	88
17-4520	88
17-4521	87
17-4522	87
17-4523	87
17-4524	87
17-4531	88
17-4532	88
17-4533	88
17-4534	87
17-4535	87
17-4536	87
17-4537	87
17-4538	87
17-5000	87
17-5001	87
17-5002	87
17-5003	87
17-5004	87
17-5010	87, 88
17-5011	87, 88
17-5012	87, 88
17-5013	87, 88
17-5014	87, 88
17-6010	89
17-6011	89
17-6012	89
17-6013	89
17-6014	89
17-6015	89
17-6016	89
17-6017	89
17-6074	106
17-6753	106
17-7400	92
17-7412	92
17-7510	92
17-7514	92
17-9373	106
18-2940	105
18-2941	105
18-2942	105
18-2943	105
18-2944	105
18-3500	105
18-3501	105
18-3502	105
18-3503	105
18-3504	105
18-3505	105
19-1000	89, 101
19-1001	89, 101
19-1002	89, 101
19-1003	89, 101
19-1004	89, 101
19-1005	89, 101
19-1006	89, 90, 102
19-1007	89, 101
19-1008	89, 101
19-1009	89, 101
19-1010	102
19-1011	102
19-1012	102
19-1013	102
19-1014	102
19-1015	102
19-1016	102
19-1020	90
19-1021	90
19-1023	90
19-1030	101
19-1031	101
19-1032	101
19-1033	101
19-1034	101
19-1035	101
19-1036	101
19-1037	101
19-1040	102
19-1041	102
19-1042	102
19-1043	102
19-1044	102
19-1045	102
19-1046	102
19-1047	102
19-1050	103
19-1051	103
19-1052	103
19-1053	103
19-1054	103
19-1060	101
19-1061	101
19-1062	101
19-1063	101
19-1064	101
19-1065	101
19-1066	101
19-1067	101
19-1068	101
19-1900	101
19-1920	90
19-1921	90
19-1922	90
19-1923	90
19-1986	101
19-1987	101
19-1988	101
19-1989	101
19-1990	101
19-1991	101
19-1994	101
19-1995	101
19-2001	104
19-2002	104
19-2003	104
19-2004	104
19-2005	104
19-2006	104
19-2007	104
19-2008	104
19-2009	104
19-2010	104
19-2011	104
19-2012	104
19-2013	104
19-2014	104
19-2015	104
19-2016	104
19-2017	104
19-2018	104
19-2019	104
19-2020	104
19-2021	104
19-2022	104
19-2023	104
19-2024	104
19-2025	104
19-2026	104
19-2027	104
19-2028	104
19-2029	104
19-2030	104
19-2031	104
19-2032	104
19-2033	104
19-2034	104
19-2035	104
19-2036	104
19-2037	104
19-2038	104
19-2039	104
19-2040	104
19-2041	104
19-2042	104
19-2043	104
19-2044	104
19-2045	104
19-2078	101
19-2330	101
19-2400	102
19-2709	101
19-2864	90
19-3001	90
19-3018	105
19-3019	105
19-3022	105
19-3025	105
19-3036	90
19-3060	90
19-3075	90
19-3093	90
19-3100	90
19-3125	90
19-3160	90
19-3180	90
19-3247	101
19-3250	90
19-3275	90
19-3300	90
19-3330	90
19-3375	90
19-3400	104
19-3401	104
19-3402	104
19-3403	104
19-3404	104
19-3405	104
19-3406	104
19-3407	104
19-3408	104
19-3409	104
19-3410	104
19-3411	104
19-3412	104
19-3413	104
19-3414	104
19-3415	104
19-3416	104
19-3417	104
19-3418	104
19-3419	104
19-3420	104
19-3421	104
19-3422	104
19-3423	104
19-3424	104
19-3500	90
19-3600	90
19-3660	90
19-4036	90
19-4060	90
19-4073	90
19-4093	90
19-4120	90
19-4121	90
19-4122	90
19-4125	90
19-4160	90
19-4180	90
19-4200	90
19-4201	90
19-4214	90, 102
19-4215	102
19-4216	102
19-4217	102
19-4250	90
19-4251	90
19-4400	90
19-4412	90
19-4500	90
19-4551	101
19-4840	90
19-4950	90
19-5100	90
19-5101	90
19-5102	90
19-5580	101
19-5581	101
19-5582	101
19-5584	101
19-5588	101
19-5590	101
19-5592	101
19-5594	101
19-5596	101
19-6022	101
19-6033	101
19-6800	103
19-6801	103
19-6802	103
19-6803	103
19-6804	103
19-6805	103
19-6806	103
19-6807	103
19-6808	103
19-6809	103
19-6810	103
19-6811	103
19-6812	103
19-6815	103
19-6816	103
19-6817	103
19-6818	103
19-6819	103
19-6820	103
19-6821	103
19-6822	103
19-6823	103
19-6832	102
19-6833	102
19-6834	102
19-6837	102
19-6840	102
19-6842	102
19-6844	102
19-6846	102
19-6848	102
19-6849	102
19-6854	102
19-6860	102
19-6862	102
19-6864	102
19-6866	102
19-6868	102
19-6872	103
19-6874	103
19-6876	103
19-6880	103
19-6881	103
19-6882	103
19-6883	103
19-6884	103
19-6885	103
19-6886	103
19-6887	103
19-6888	103
19-6889	103
19-6890	103
19-6891	103
19-6892	103
19-6893	103
19-6894	103
19-7047	101
19-7068	101
19-7100	101
19-7908	101
19-8770	101
20-1004	89
20-1005	88, 89
20-1006	89
20-1007	88
20-1021	89
20-1044	89
20-1045	89
20-1048	87
20-1049	89
21-5202	106
21-6128	106
21-6131	106
21-9001	53, 99
21-9002	53, 99
21-9003	53, 99
21-9004	53, 99
21-9005	53, 99
21-9006	53, 99
22-5230	106
22-7000	106
22-7001	106
22-7006	106
22-7007	106
22-7008	106
24-8273	106
24-8274	106

27 SERIES
25 SERIES
GEO SERIES

For more detailed information on mounting type, special applications and frequency response refer to the GREEN section of this Catalog.

MI-T SERIES

For more detailed information on these miniature transformers see the BLUE section of this catalog.



BAH



GGV



BHH



BGV

TRANSFORMERS

Input

Microphone, Pickup or Line to Grid (in Order of Turns Ratio)

PART NO.	APPLICATION	TURNS RATIO	IMPEDANCE IN OHMS PRIMARY	IMPEDANCE IN OHMS SECONDARY	MTG. TYPE	MTG. CENTERS	DIMENSIONS H.	DIMENSIONS W. x D.
MI-T56	Line to Low Z Grid	1:1.41	600CT	1200CT	MAH		7/16	1/2 x 13/32
MI-T57	Line to Low Z Grid	1:1.41	600CT	1200CT	RAV-2	1 - Stud	23/32	21/32 Dia.
MI-T58	Line to Low Z Grid	1:1.41	600CT	1200CT	RSV-1	1 - Stud	23/32	21/32 Dia.
25A03	Line Bridging to P.P. Grids	1:2.5	6000/8000CT	50,000CT	UTV	1 3/8 x 1 9/16	3 1/8	2 1/16 x 2 5/16
GEO-19	Line to P.P. Grid	1:8.5	500**/125CT#	36,000CT**	1	1 - Hole Bracket	1 3/8	15/16 Dia.
MI-T103	Mike or Line to P.P. or S. Grid	1:9.1	600/250/50	50,000CT	BAH	1 3/8	3/4	1 5/8 x 13/16
MI-T104	Mike or Line to P.P. or S. Grid	1:9.1	600/250/50	50,000CT	RAV-4	1 1/8	1 7/16	7/8 Dia.
MI-T105	Mike or Line to P.P. or S. Grid. Hermetic Sealed	1:9.1	600/250/50	50,000CT	RSV	1 1/8	1 7/16	7/8 Dia.
25A01	Line to S. or P.P. Grids	1:9.1	600/150CT#	50,000CT#	UTV	1 3/8 x 1 9/16	3 1/8	2 1/16 x 2 5/16
25A02	Line to S. or P.P. Grids	1:9.1	600/150CT#	50,000CT#	UTV*	1 3/8 x 1 9/16	3 1/8	2 1/16 x 2 5/16
27A04	Line to S. or P.P. Grids	1:9.1	600/150CT#	50,000CT#	FA	1 11/16 x 1 7/16	3 1/8	2 1/16 x 2 5/16
25A07	Low Imped. Mike, Pickup or Line to S. or P.P. Grids	1:9.1	600/250/150/50	50,000CT#	UTV	1 3/8 x 1 9/16	3 1/8	2 1/16 x 2 5/16
27A07	Low Imped. Mike, Pickup or Line to S. or P.P. Grids	1:9.1	600/250/150/50	50,000CT#	FA	1 11/16 x 1 7/16	3 1/8	2 1/16 x 2 5/16
25A09	Low Imped. Mike or Line to Grid	1:9.1	600/333/250/200/150/50	50,000CT#	UTV	2 19/64 x 1 55/64	3 3/16	3 1/16 x 2 5/8
25A16	Low Imped. Mike, Pickup or Line to Grid	1:9.1	600/333/250/200/150/50	50,000	UTV-I	1 1/8 x 1 1/8	2	1 1/2 x 1 1/2
20A00	Line to S. or P.P. Grids	1:10	600/500CT	60,000CT	BAH	2	1 3/8	2 3/8 x 1 1/4
20A05	Line to S. or P.P. Grids	1:10	600/500CT	60,000CT	RTV	1 5/16 x 1 5/16	2	1 1/2 Dia.
GEO-10	Low Imped. Mike or Line to P.P. Grids	1:10	500** or 125#	50,000CT**	3	1 1/4	2 1/4	1 25/64 x 1 1/16
GEO-13	Low Imped. Mike or Line to P.P. Grids	1:10	500** or 125#	50,000CT**	4	1 x 13/16	2 3/8	1 1/2 x 1 5/16
25A17	Low Imped. Mike, Pickup, or Line to Grid	1:10	500/200/50	50,000	UTV-I	1 1/8 x 1 1/8	2	1 1/2 x 1 1/2
27A20	Low Imped. Mike, Pickup, or Line to Grid	1:10	500CT/200CT/50	50,000	RSV	1 1/8	1 7/16	15/16 Dia.
27A21	Mike, Line to P.P. Grids	1:10	500CT/200CT/50	50,000CT	RSV	1 1/8	1 7/16	15/16 Dia.
25A08	Low Imped. Mike, Pickup or Line to Grid	1:10	600/333/250/200/150/50	60,000CT**	UTV	2 19/64 x 1 55/64	3 3/16	3 1/16 x 2 5/8
20A39	S/DB Mike, Line or Mixer to S. Grid	1:11	500#CT/200CT#/250/50	60,000	GGV	2 x 1 9/16	3 1/8	2 5/8 x 2 3/8
GEO-18	Low Imped. Mike, Pickup to P.P. Grids	1:11	500** or 125#	60,000CT**	1	1 - Hole Bracket	1 3/8	15/16 Dia.
25A11	Low Imped. Mike, Pickup or Line to P.P. Grids	1:11.5	600/333/250/200/150/50	80,000CT#	UTV	2 19/64 x 1 55/64	3 3/16	3 1/16 x 2 5/8
25A18	Low Imped. Mike, Pickup or Line to S. or P.P. Grids	1:11.5	600/333/250/200/150/50	80,000CT#	UTV-I	1 1/8 x 1 1/8	2	1 1/2 x 1 1/2
GEO-5	Low Imped. Mike, Pickup to S. or P.P. Grids	1:11.75	1000/666/466#/400/250/135/100/34	137,000CT**	4	1 x 13/16	2 3/8	1 1/2 x 1 5/16
25A23	Low Level Line to S. or P.P. Grids	1:13	600/150CT	100,000CT#	TAV-1	2	1 3/4	1 1/2 x 2 3/8
25A25	Low Level Line to S. or P.P. Grids	1:13	600/150CT	100,000CT#	TTV-1	2	1 3/4	1 1/2 x 2 3/8
27A09	Low Level Line to S. or P.P. Grids	1:13	600/150CT	100,000CT#	AJ	1 3/16 x 1 3/16	2 3/8	1 5/8 x 1 5/8
20A31	Mike or Line to P.P. Grids	1:13.3	500/333/200/125/50	89,000CT	BHH	2 13/16	2	1 3/4 x 3 1/4
27A14	Univ. Line or Mike to P.P. Grids	1:14	600CT/250CT/150/62.5	117,600CT	4A	1 1/2	2 3/8	1 1/2 x 1 1/4
MI-T13	Line Bridging to Grid	1:14.1	1000	200,000	MAH		3/8	3/8 x 11/32
MI-T14	Line Bridging to Grid	1:14.1	1000	200,000	RAV-1		27/64	25/64 x 27/64
MI-T15	Line Bridging to Grid	1:14.1	1000	200,000	RSV-1	1 - Stud	9/16	7/16 Dia.
MI-T30	Line Bridging to Grid	1:14.1	1000	200,000	MAH		3/8	3/8 x 3/8
MI-T31	Line Bridging to Grid	1:14.1	1000	200,000	RAV-2	1 - Stud	41/64	17/32 Dia.
MI-T32	Line Bridging to Grid	1:14.1	1000	200,000	RSV-1	1 - Stud	11/16	17/32 Dia.
20A38	S/DB Mike or Line	1:14.1	500/333/200/125/50	100,000CT	BGV	2 3/8	2 3/8	2 7/8 x 2 1/4
25A10	Low Imped. Mike, Pickup, or Line to P.P. Grids	1:14.1	500/333/200/125/50	120,000CT#	UTV	2 19/64 x 1 55/64	3 3/16	3 1/16 x 2 5/8

CONTINUED ON NEXT PAGE.

Balanced Windings.
* Shielded for - 90 DB hum reduction.
▲ 3 Interleaved cases.
■ 5 Interleaved cases.
** Split tap.

Input

Microphone, Pickup or Line to Grid (in Order of Turns Ratio)

PART NO.	APPLICATION	TURNS RATIO	IMPEDANCE IN OHMS PRIMARY	IMPEDANCE IN OHMS SECONDARY	MTG. TYPE	MTG. CENTERS	DIMENSIONS H.	DIMENSIONS W. x D.
27A02	Line to P.P. Grids MIL-T-27A Standard	1:15	600CT#	135,000CT	AJ	1 3/16 x 1 3/16	2 3/8	1 5/8 x 1 5/8
GEO-20	Low Imped. Mike, Pickup to P.P. Grids	1:15.1	500** or 125#	114,000CT**	1	1 - Hole Bracket	1 3/8	15/16 Dia.
20A34	DB Mike or Line to Grid	1:15.8	400CT	100,000	BAH	1 3/4	1 3/16	2 1/8 x 1 1/4
GEO-15	Mike or Line to P.P.Grids	1:17	500/333/233/ 200/125/ 67.5/50/17#	145,000CT**	2	1	1 11/16	1 1/16 x 7/8
GEO-16	Mike or Line to P.P.Grids	1:17	500** or 125#	145,000CT**	2	1	1 11/16	1 1/16 x 7/8
GEO-17	Mike or Line to P.P.Grids	1:17	500** or 125#	145,000CT**	1	1 - Hole Bracket	1 3/8	15/16 Dia.
GEO-1	Mike or Line to P.P.Grids	1:17.7	500/333/233/ 200/125/675/ 50/17#	157,000CT**	3	1 1/4	2 1/4	1 25/64 x 1 1/16
■GEO-2	Mike or Line to P.P.Grids	1:17.7	500/333/233/ 200/125/675/ 50/17#	157,000CT**	5	1 x 1	2 1/2	1 1/2 x 1 1/2
GEO-21	Mike or Line to P.P.Grids	1:17.7	500** or 125#	157,000CT**	2	1	1 11/16	1 1/16 x 7/8
20A32	S.B. Mike to S. Grid	1:20	200/70	80,000	BAH	2	1 3/8	2 3/8 x 1 3/8
20A10	Line to Grid	1:20	600/500CT	240,000	BGH	2 13/16	2	3 1/8 x 1 3/4
20A01	Line to Grid	1:20	600/500CT	240,000	FGV	2 3/8	2 3/8	2 7/8 x 1 7/8
20A11	Line to P.P. Grids	1:20	600/500CT	240,000CT	BGH	2 13/16	2	3 1/8 x 1 3/4
20A02	Line to P.P. Grids	1:20	600/500CT	240,000CT	FGV	2 3/8	2 3/8	2 7/8 x 1 7/8
■GEO-12	Line to P.P. Grids	1:20	500**CT	200,000CT**	6	1 1/4 x 1 1/4	2 3/4	2 x 2
20A33	S.B. Mike to S. Grid	1:24.5	100	60,000	BAH	2	1 3/8	2 3/8 x 1 1/2
GEO-6	Mike or Line to P.P.Grids	1:25	500/333/233/ 200/125/ 67.5/50/17**	315,000**CT	4	1 x 13/16	2 3/8	1 1/2 x 1 5/16
■GEO-7	Mike or Line to P.P.Grids	1:25	500/333/233/ 200/125/ 67.5/50/17**	315,000**CT	6	1 1/4 x 1 1/4	2 3/4	2 x 2
20A37	D.B. Mike or Line to S. Grid	1:25	200CT	125,000	BAV	2 3/8	2 3/8	2 7/8 x 1 7/8
GEO-11	Mike or Line to P.P.Grids	1:30	500/333/233/ 200/125/ 67.5/50/17**	450,000**CT	3	1 1/4	2 1/4	1 25/64 x 1 1/16
MI-T67	Mike to Grid	1:35.4	200	250,000	MAH		7/16	3/4 x 5/8
MI-T68	Mike to Grid	1:35.4	200	250,000	RAV-3	1 5/32	29/32	7/8 Dia.
MI-T69	Mike to Grid	1:35.4	200	250,000	RSV-2	1 5/32	29/32	7/8 Dia.
MI-T85	Mike to Grid	1:35.4	200	250,000	BAH	1 1/16	5/8	1 9/32 x 19/32
MI-T86	Mike to Grid	1:35.4	200	250,000	RAV-3	1 5/32	1 3/32	7/8 Dia.
MI-T87	Hermetic Sealed	1:35.4	200	250,000	RSV-2	1 5/32	1 3/32	7/8 Dia.
25A24	Low Level Mike to S. or P.P. Grids	1:36	125/50	125,000CT	TAV-1	2	1 3/4	1 1/2 x 2 3/8
25A26	Low Level Mike to S. or P.P. Grids	1:36	125/50	125,000CT	TTV-1	2	1 3/4	1 1/2 x 2 3/8
27A10	Low Level Mike to S. or P.P. Grids	1:36	125/50	125,000CT	FA	1 7/16 x 1 11/16	3 1/8	2 1/16 x 2 5/16
GEO-8	Mike or Line to P.P.Grids	1:37.7	500/333/233/ 200/125/ 67.5/50/17	712,000CT**	4	1 x 13/16	2 3/8	1 1/2 x 1 5/16
■GEO-9	Mike or Line to P.P.Grids	1:37.7	500/333/233/ 200/125/ 67.5/50/17	712,000CT**	6	1 1/4 x 1 1/4	2 3/4	2 x 2
25A19	Dynamic Mike to S. or P.P. Grids	1:41	30	50,000**CT	UTV-I	1 1/8 x 1 1/8	2	1 1/2 x 1 1/2
27A32	Line to Grid	1:41	600/150	1 Meg	RSV	1 1/8	1 7/16	15/16 Dia.
▲GEO-14	Mike to P.P. Grids	1:47	200**/150*	442,000**CT	4	1 x 13/16	2 3/8	1 1/2 x 1 5/16
MI-T133	Mike to Grid	1:50	200	500,000	BAH	1 3/8	3/4	1 5/8 x 13/16
MI-T134	Mike to Grid	1:50	200	500,000	RAV-4	1 1/8	1 7/16	7/8 Dia.
MI-T135	Mike to Grid Hermetic Sealed	1:50	200	500,000	RSV	1 1/8	1 7/16	7/8 Dia.
GEO-3	Low Imped. to P.P.Grids	1:51	60/44/30/25/ 15/7.5/5/1.25	157,000CT**	4	1 x 13/16	2 3/8	1 1/2 x 1 5/16
■GEO-4	Low Imped. to P.P.Grids	1:51	50/44/30/25/ 15/7.5/5/1.25	157,000CT**	5	1 x 1	2 1/2	1 1/2 x 1 1/2
20A36	S.B. Mike or Line to P.P. Grids	1:63	100	400,000CT	BAV	2 3/8	2 3/8	2 7/8 x 1 3/4
20A30	S.B. Mike or Line to	1:137	70	1,300,000	BGV	1 1/2	1 7/16	1 13/16 x 1 1/4

Balanced Windings.
* Shielded for -90 DB hum reduction.
▲ 3 Interleaved cases.
■ 5 Interleaved cases.
** Split tap.

27 SERIES
25 SERIES
GEO SERIES

For more detailed information on mounting type, special applications and frequency response refer to the GREEN section of this Catalog.

MI-T SERIES

For more detailed information on these miniature transformers see the BLUE section of this catalog.



BAH



BGH



FGV



BAV



BGV

27 SERIES
25 SERIES
GEO SERIES

For more detailed information on mounting type, special applications and frequency response refer to the GREEN section of this Catalog.

MI-T SERIES

For more detailed information on these miniature transformers see the BLUE section of this catalog.

TRANSFORMERS

Input

Hi-Fi Input - Line to Grid

Part No.	Application	Primary Impedance	Secondary Impedance	Max. DBM	Max. Pri. Unbal.	Mtg. Type	Mtg. Centers	Dimensions H.	Dimensions Dia.	Weight Lbs.
20A51	Input	50/125/200 250/333/500	50,000 in two sections	0		RAV	2 1/4	2 5/8	1 3/4	1



RAV

Microphone Cable Transformers (in Order of Turns Ratio)

Part No.	Application	Turns Ratio	Impedance in Ohms Primary	Impedance in Ohms Secondary	Mtg. Type	Mtg. Centers	Dimensions H.	Dimensions W. x D.
MI-T127	Mike to Line	1:1.55	250/50	600/250/50	BAH	1 3/8	3/4	1 5/8 x 13/16
MI-T128	Mike to Line	1:1.55	250/50	600/250/50	RAV-4	1 1/8	1 7/16	15/16 Dia.
MI-T129	Mike to Line Hermetic Sealed	1:1.55	250/50	600/250/50	RSV	1 1/8	1 7/16	15/16 Dia.
MI-T124	Mike to Line	1:9.1	50,000CT	600/250/50	BAH	1 3/8	3/4	1 5/8 x 13/16
MI-T125	Mike to Line	1:9.1	50,000CT	600/250/50	RAV-4	1 1/8	1 7/16	15/16 Dia.
MI-T126	Mike to Line Hermetic Sealed	1:9.1	50,000CT	600/250/50	RSV	1 1/8	1 7/16	15/16 Dia.
20A41	DB Mike to Grid	1:14.2	200CT	50,000	Z	Cable	2	1" Dia.
20A40	S or DB Mike to Grid	1:31.6	50CT	50,000	Z	Cable	2	1" Dia.



BAH

Intercom and Transceiver (in Order of Turns Ratio)

Part No.	Application	Turns Ratio	Impedance in Ohms Primary	Impedance in Ohms Secondary	Mtg. Type	Mtg. Centers	Dimensions H.	Dimensions W. x D.
20A03	S.B. Mike and/or Plate to Grid	1:3.25 1:35	10,000	100,000 250,000	BAH	2 3/8	1 5/8	2 7/8 x 1 1/2
20A42	Tranceiver Mike and Plate to Grid	1:17.3	200 and 5000	60,000	BAH	2 3/8	1 5/8	2 7/8 x 1 1/2
20A35	Line or S.B. Mike to Grid	1:31.6	50	50,000	BAH	1 3/4	1 3/16	2 1/8 x 1 1/4
27A22	Dynamic Mike or V.C. to Grid	1:41	30/12/4	50,000	RSV	1 1/8	1 7/16	15/16 Dia.
MI-T106	Voice Coil to Grid	1:79	4/8	50,000CT	BAH	1 1/8	3/4	1 5/8 x 13/16
MI-T107	Voice Coil to Grid	1:79	4/8	50,000CT	RAV-4	1 1/8	1 7/16	15/16 Dia.
MI-T108	Voice Coil to Grid	1:79	4/8	50,000CT	RSV	1 1/8	1 7/16	15/16 Dia.
20A04	Voice Coil to Grid	1:80	3/6	38,400	BAH	2	1 3/8	2 3/8 x 1 1/4



Z

Line to Line

APPLICABLE FOR LINE TO LINE, MIKE TO LINE, MIXING MULTIPLE LINES TO A SINGLE LINE.

Part No.	Turns Ratio	Impedance in Ohms Primary	Impedance in Ohms Secondary	Mtg. Type	Mtg. Centers	Dimensions H.	Dimensions W. x D.
27A03	1:1	600CT**	600CT**	AJ	1 3/16 x 1 3/16	2 3/8	1 5/8 x 1 5/8
MI-T41	1:1	500	500	MAH		7/16	1/2 x 13/32
MI-T42	1:1	500	500	RAV-2	1 - Stud	45/64	41/64 Dia.
MI-T43	1:1	500	500	RSV-1	1 - Stud	45/64	41/64 Dia.
25A04	1:1	600/150CT	600/150CT	UTV	1 3/8 x 1 9/16	3 1/8	2 1/16 x 2 5/16
25A05	1:1	600/150CT**	600/150CT**	UTV	1 7/8 x 2	4 1/4	2 5/8 x 3 1/16
27A05	1:1	600/150CT	600/150CT	FA	1 7/16 x 1 11/16	3 1/8	2 1/16 x 2 5/16
27A29	1:1	600/250/50	600/250/50	RSV	1 1/8	1 7/16	15/16 Dia.
20A06	1:1:1:1	35/50 200/250CT 500/600CT	35/50 200/250CT 500/600CT	RTV	1 3/8 x 1 3/8	2	1 5/8 Dia.
20A07	##1:1:1:1	500/333/200/ 125/50	500/333/200/ 125/50	BHH	2 13/16	2	3 1/4 x 1 3/4
25A15	Multi	500/333/250/ 200/125/50	500/333/250/ 200/125/50	UTV	2 19/64 x 1 55/64	3 3/16	3 1/16 x 2 5/8
25A22	Multi	500/333/250/ 200/125/50	500/333/250/ 200/125/50	UTV-1	1 1/8 x 1 1/8	2	1 1/2 x 1 1/2
20A43	Multi	500CT#/200CT#/ 250/50	4/8/15/500	GGV	2 x 1 13/16	3 1/8	2 5/8 x 2 3/4



BHH



GGV

Four windings - each tapped - any combination of impedances given may be obtained.
Balanced windings.
** Split tap.

Input

Transistor Input Transformers

Part No.	Turns Ratio	Impedance		Resistance		Power Milliwatts
		Wdg. No. 1	Wdg. No. 2	Wdg. No. 1	Wdg. No. 2	
TR-9	2.45:1	5,000	30,000CT	370	1300	150
TR-10	3.00:1	5,000CT	45,000	310	1400	150
TR-42	3.16:1	20,000	2,000CT	560	140	50
TR-13	4.00:1	5,000CT	80,000	260	1520	150
TR-14	4.08:1	20,000	1,200	1250	94	150
TR-44	4.08:1	20,000	1,200	560	72	50
TR-17	5.00:1	20,000	800CT	1350	95	150
TR-48	5.75:1	20,000	600	560	43	50
TR-24	8.17:1	100,000	1,500CT	3000	45	300
TR-26	10:1	50,000	500CT	1300	30	150
TR-28	14.1:1	200,000	1,000	3000	30	300
TR-119	14.1:1	200,000CT	1,000CT	1815	125	300
TR-142	14.1:1	200,000	1,000	6500	250	20
TR-143	14.1:1	200,000CT	1,000CT	6500	250	20
TR-54	14.1:1	200,000	1,000	1300	19	50
TR-30	15.8:1	50,000	200CT	1400	9	150
TR-31	20.0:1	40,000	100	1150	5	150
TR-32	25.5:1	9,800	15	1070	2.5	150
TR-33	35.4:1	250,000	200CT	4400	8.5	300
TR-34	40.8:1	50,000	30CT	1400	2.5	150
TR-35	44.7:1	100,000	50	3100	5	300
TR-55	44.7:1	100,000	50	1170	1.7	50
TR-36	50.0:1	500,000	200CT	7000	8.5	300

TR SERIES

For more detailed information on these miniature transformers see the BLUE section of this catalog.



BAH



MAH



BCH

27 SERIES
25 SERIES
GEO SERIES

For more detailed information on mounting type, special applications and frequency response refer to the GREEN section of this Catalog.

MI-T SERIES

For more detailed information on these miniature transformers see the BLUE section of this catalog.

TRANSFORMERS Interstage

Single Plate to Single Grid (in Order of Turns Ratio)

Part No.	Turns Ratio	Impedance in Ohms Primary	Impedance in Ohms Secondary	Primary MADC	Mtg. Type	Mtg. Centers	Dimensions H.	Dimensions W. x D.
20A47	1:2	10,000	40,000	10	BAH	2 3/8	1 5/8	2 7/8 x 1 1/2
25A20	1:2	15,000	60,000	10	UTV-1	1 1/8 x 1 1/8	2	1 1/2 x 1 1/2
27A23	1:2	15,000	60,000	0	RSV	1 1/8	1 7/16	15/16 Dia.
MI-T112	1:2	15,000	60,000	0	BAH	1 1/8	3/4	1 5/8 x 13/16
MI-T113	1:2	15,000	60,000	0	RAV	1 1/8	1 7/16	15/16 Dia.
MI-T114	1:2	15,000	60,000	0	RSV	1 1/8	1 7/16	15/16 Dia.
MI-T115	1:2.45	15,000	90,000	0	BAH	1 1/8	3/4	1 5/8 x 13/16
MI-T116	1:2.45	15,000	90,000	0	RAV	1 1/8	1 7/16	15/16 Dia.
MI-T117	1:2.45	15,000	90,000	0	RSV	1 1/8	1 7/16	15/16 Dia.
20A44	1:3	10,000	90,000	10	BAH	2 13/16	2	2 3/8 x 1 1/2
20A45	1:3	10,000	90,000	10	BAH	2	1 3/8	2 3/8 x 1 1/2
20A46	1:3	10,000	90,000	10	BAH	2 3/8	1 5/8	2 7/8 x 1 1/2
MI-T70	1:3	10,000	90,000	.25	MAH		7/16	3/4 x 5/8
MI-T71	1:3	10,000	90,000	.25	RAV-3	1 5/32	29/32	7/8 Dia
MI-T72	1:3	10,000	90,000	.25	RSV-2	1 5/32	29/32	7/8 Dia.
MI-T88	1:3	10,000	90,000	.25	BAH	1 1/16	5/8	1 1/4 x 5/8
MI-T89	1:3	10,000	90,000	.25	RAV-3	1 5/32	1 3/32	7/8 Dia.
MI-T90	1:3	10,000	90,000	.25	RSV-2	1 5/32	1 3/32	7/8 Dia.
MI-T1	1:4.47	20,000	1,000	.5	MAH		3/8	3/8 x 11/32
MI-T2	1:4.47	20,000	1,000	.5	RAV-1		7/16	7/16 Dia.
MI-T3	1:4.47	20,000	1,000	.5	RSV-1	1 - Stud	9/16	7/16 Dia.
MI-T4	1:4.47	20,000	1,000	.5	MAH		3/8	3/8 x 11/32
MI-T5	1:4.47	20,000	1,000	.5	RAV-1		7/16	7/16 Dia.
MI-T6	1:4.47	20,000	1,000	.5	RSV-1	1 - Stud	9/16	7/16
MI-T21	1:4.47	20,000	1,000	.5	MAH		3/8	3/8 x 3/8
MI-T22	1:4.47	20,000	1,000	.5	RAV-2	1 - Stud	5/8	17/32 Dia.
MI-T23	1:4.47	20,000	1,000	.5	RSV-1	1 - Stud	11/16	17/32 Dia.
27A30	1:10	10,000	1 Meg	0	RSV	1 1/8	1 7/16	15/16 Dia.
MI-T136	1:10	10,000	1 Meg	0	BAH	1 1/8	3/4	1 5/8 x 13/16
MI-T137	1:10	10,000	1 Meg	0	RAV	1 1/8	1 7/16	15/16 Dia.
MI-T138	1:10	10,000	1 Meg	0	RSV	1 1/8	1 7/16	15/16 Dia.

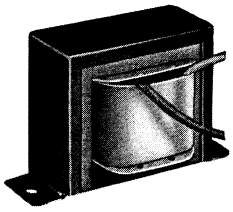

BAH



RAV

Single Plate to Single or Push-Pull Grids (in Order of Turns Ratio)

Part No.	Turns Ratio	Impedance in Ohms Primary	Impedance in Ohms Secondary	Pri. MADC	Mtg. Type	Mtg. Centers	Dimensions H.	Dimensions W. x D.
20A16	1:2	7,000 to 15,000	28,000 to 60,000CT	10	BAH	2	1 3/8	2 3/8 x 1 1/4
20A17	1:2	7,000 to 15,000	28,000 to 60,000CT	10	RAV	1 3/8 x 1 3/8	2	1 5/8 Dia.
27A13	1:2	15,000	60,000CT**	6	5B	1 1/2	2 3/4	1 5/8 x 1 7/8
27A24	1:2	15,000	60,000CT	4	RSV	1 1/8	1 7/16	15/16 Dia.
27A08	1:2.4	10,000	50,000CT**	5	FA	1 11/16 x 1 7/16	3 1/8	2 1/16 x 2 5/16
25A12	1:2.5	15,000	95,000**	0	UTV	2 19/64 x 1 55/64	3 3/16	3 1/16 x 2 5/8
27A25	1:2.5	15,000	95,000CT	0	RSV	1 1/8	1 7/16	15/16 Dia.
27A26	1:2.5	15,000	95,000CT**	4	RSV	1 1/8.	1 7/16	15/16 Dia.
27A15	1:2.5	15,000	95,000CT		AF-1	27/32	1 1/8	3/4 x 3/4
20A18	1:3	7,000 to 15,000	28,000 to 60,000CT	10	BAH	2	1 3/8	2 3/8 x 1 1/4
20A22	1:3	7,000 to 15,000	28,000 to 60,000CT	10	BAH	2 13/16	2	3 1/4 x 2 1/8
20A93	1:3	10,000	90,000	10	BAH	2 3/8	1 5/8	2 7/8 x 1 1/2
20A23	1:3	7,000 to 15,000	28,000 to 60,000CT	10	FGV	2 3/8	2 3/8	2 7/8 x 2 1/8
25A13	1:3	15,000**	135,000CT**	0	UTV	2 19/64 x 1 55/64	3 3/16	3 1/16 x 2 5/8
20A92	1:3.5	10,000	122,500	10	BAH	2 3/8	1 5/8	2 7/8 x 1 1/2
20A90	1:4	10,000	160,000	10	GGV	2 x 1 11/16	3 1/8	2 5/8 x 2 3/8
20A91	1:4	10,000	160,000	10	BAH	2 13/16	2	3 1/4 x 1 3/4
MI-T53	1:4.55	1,200	25,000CT	.5	MAH		7/16	1/2 x 7/16
MI-T54	1:4.55	1,200	25,000CT	.5	RAV-2	1 - Stud	23/32	21/32 Dia.
MI-T55	1:4.55	1,200	25,000CT	.5	RSV-1	1 - Stud	23/32	21/32 Dia.
MI-T50	1:9.1	100,000	1,200CT	0	MAH		7/16	1/2 x 7/16
MI-T51	1:9.1	100,000	1,200CT	0	RAV-2	1 - Stud	23/32	21/32 Dia.
MI-T52	1:9.1	100,000	1,200CT	0	RSV-1	1 - Stud	23/32	21/32 Dia.

** Split and Balanced Windings.



FGV



GGV

Interstage

27 SERIES
25 SERIES
GEO SERIES

For more detailed information on mounting type, special applications and frequency response refer to the GREEN section of this Catalog.

Single or Push-Pull Plates to Push Pull Grids (in Order of Turns Ratio)

Part No.	Turns Ratio	Impedance in Ohms Primary	Impedance in Ohms Secondary	Pri. MADC	Mtg. Type	Mtg. Centers	Dimensions H.	Dimensions W. x D.
20A25	1:1.41	10,000-20,000CT	20,000-40,000CT**	10	RTV	1 3/8 x 1 3/8	2	1 5/8 Dia.
20A95	1:1.5	20,000CT	45,000CT	10	BAH	2 13/16	2	3 1/4 x 2 3/8
27A01	1:1.5	10,000CT	22,500CT 22,500CT	10	AJ	1 3/16 x 1 3/16	2 3/8	1 5/8 x 1 5/8
•GEO-27	1:1.5	10,000CT**	22,500CT**	5	2	1	1 11/16	1 1/16 x 7/8
GEO-31	1:1.5	10,000CT**	22,500CT**	0	1	1 - Hole Bracket	1 3/8	15/16 Dia.
27A06	1:1.58	20,000CT**	50,000CT**	5	FA	1 11/16 x 1 7/16	3 1/8	2 1/16 x 2 5/16
25A06	1:1.58	20,000CT**	50,000CT**	5	UTV-3	1 3/8 x 1 9/16	3 1/8	2 1/16 x 2 5/16
25A14	1:1.6	30,000CT**	80,000CT**	10	UTV	3 x 2 7/16	4 5/16	3 15/16 x 3 3/8
27A11	1:1.73	20,000/5,000CT	60,000CT**	10	5A	1 1/2	2 1/2	1 1/2 x 1 1/2
20A27	1:2	2,500-10,000CT**	10,000-40,000CT**	10	RTV	2 1/8 x 2 1/8	3 1/2	2 7/8 Dia.
27A12	1:2	20,000/5,000CT	80,000CT**	5	JA	1 1/2	2 1/2	1 1/2 x 1 1/2
•GEO-28	1:2	10,000CT**	250CT**	0	2	1	1 11/16	1 1/16 x 7/8
25A21	1:2.3	15,000CT**	80,000CT	5	UTV-1	1 1/8 x 1 1/8	2	1 1/2 x 1 1/2
GEO-29	1:2.75	10,000CT**	75,000CT**	5	2	1	1 11/16	1 1/16 x 7/8
GEO-30	1:2.75	10,000CT**	75,000CT**	0	1	1 - Hole Bracket	1 3/8	15/16 Dia.
20A19	1:3	10,000-20,000CT	90,000-180,000CT	10	BAH	2 3/8	1 5/8	2 7/8 x 1 5/8
20A24	1:3	20,000CT	180,000CT**	10	FGV	2 3/8	2 3/8	2 7/8 x 2 1/8
20A96	1:3	10,000CT**	90,000CT**	10	BAH	2 13/16	2	3 1/8 x 1 3/4
20A97	1:3	10,000CT**	90,000CT**	10	BAH	3 1/8	2 1/4	3 3/4 x 2 5/8
GEO-24	1:3	10,000CT**	90,000CT**	5	4	1 x 13/16	2 3/4	1 1/2 x 1 5/16
▪GEO-25	1:3	10,000CT**	90,000CT**	5	6	1 1/4 x 1 1/4	2 3/4	2 x 2
GEO-32	1:3	10,000CT**	90,000CT**	5	2	1	1 11/16	1 1/16 x 7/8
GEO-22	1:3.16	10,000CT**	100,000CT**	5	3	1 1/4	2 1/4	1 13/32 x 1 1/16
▪GEO-23	1:3.16	10,000CT**	100,000CT**	5	5	1 x 1	2 1/2	1 1/2 x 1 1/2
GEO-26	1:7	10,000CT**	483,000CT**	5	4	1 x 13/16	2 3/4	1 1/2 x 1 5/16



RTV

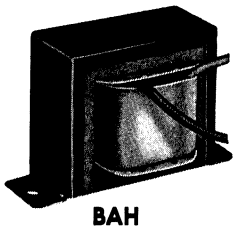

BAH

High Impedance Multi-Purpose

Part No.	Turns Ratio	Impedance in Ohms Primary	Impedance in Ohms Secondary	Mtg. Type	Mtg. Centers	Dimensions H.	Dimensions W. x D.
20A29	1:1:1:1	5000-15,000CT	5000-15,000CT	BAV	2	1 7/8	2 3/8 x 1 1/2
20A94	1:1*/1:1.5/1:2/1:3*/1:6	5000 to 15,000	Multiple	BAH	2 13/16	2	3 1/4 x 2



FGV

High Fidelity Interstage

Part No.	Application	Primary Impedance	Secondary Impedance	Operating Level	Max. Pri. Unbal.	Mtg. Type	Mtg. Centers	Dimensions H.	Dimensions W. x D.
20A50	Single Plate to P.P. Grids	8,000 to 15,000	60,000CT	20 DBM	3 MA	RAV	2 1/4	2 5/8	1 3/4 Dia.
20A52	Bridging	20,000	50,000CT	20 DBM	3 MA	RAV	2 1/4	2 5/8	1 3/4 Dia.
20A53	Repeat Coil	500/600CT	500/600CT	20		RAV	2 1/4	2 5/8	1 3/4 Dia.



BAV

** Split and Balanced Windings.
▪ Constructed with 5 interleaved cases.
• Constructed with single coil.
* This ratio center-tapped for push-pull primary.

Interstage

TR SERIES

For more detailed information on these miniature transformers see the BLUE section of this catalog.



BCH



MAH



BAH

Transistor Interstage Transformers (in Order of Turns Ratio)

Part No.	Turns Ratio	Impedance Wdg. No. 1	Impedance Wdg. No. 2	Resistance Wdg. No. 1	Resistance Wdg. No. 2	Power Milliwatts
TR-1	1.00:1	500CT	500CT	40	55	300
TR-37	1.00:1	500CT	500CT	34	42	50
TR-38	1.09:1	6,000	5,000CT	330	250	50
TR-2	1.23:1	5,000CT	7,500CT	550	980	150
TR-39	1.25:1	4,000	2,600CT	330	220	50
TR-3	1.41:1	5,000CT	10,000CT	550	1100	150
TR-4	1.73:1	1,500	500CT	100	45	150
TR-5	1.81:1	490CT	150CT	30	16	150
TR-6	1.83:1	10,000	3,000CT	820	660	150
TR-40	2.24:1	10,000	2,000CT	150	295	50
TR-7	2.24:1	10,000	2,000CT	740	300	150
TR-9	2.45:1	5,000	30,000CT	370	1300	150
TR-10	3.00:1	5,000CT	45,000	310	1400	150
TR-42	3.16:1	20,000	2,000CT	560	140	50
TR-11	3.16:1	500CT	50	30	5	150
TR-41	3.16:1	500	50	35	4.6	50
TR-12	3.16:1	100CT	10CT	13	1.5	150
TR-130	3.58:1	10,000CT#	1,500CT#	1150	105	20
TR-13	4.00:1	5,000CT	80,000	260	1520	150
TR-108	4.00:1	5,000CT	80,000CT	573	5740	150
TR-14	4.08:1	20,000	1,200	1250	94	150
TR-106	4.08:1	20,000CT	1,200	1860	142	150
TR-44	4.08:1	20,000	1,200	560	72	50
TR-45	4.46:1	1,000	50	73	4.6	50
TR-120	4.47:1	20,000	1,000	2200	310	1
TR-132	4.47:1	20,000	1,000	1700	275	20
TR-17	5.00:1	20,000	800CT	1350	95	150
TR-135	5.00:1	20,000CT#	800CT#	1500	160	20
TR-134	5.00:1	20,000	800	1600	170	20
TR-48	5.75:1	20,000	600	560	43	50
TR-23	7.07:1	10,000	200CT	900	11	150
TR-24	8.17:1	100,000	1,500	3000	45	300
TR-25	8.66:1	15,000	200CT	1100	11	150
TR-26	10:1	50,000	500CT	1300	30	150
TR-54	14.14:1	200,000	1,000	1300	20	50

Balanced Windings.

Optimum Turns Ratios for Interstage Transformer Applications

The gain per stage is not solely dependent upon the turns ratio of interstage transformers, but is a direct function of the ratio of plate load to plate resistance.

$$E_p = \frac{R_1}{R_1 + R_p} U e_s$$

In any one core, only a certain maximum number of turns for the primary and secondary are available. Therefore, an increase in primary turns resulting in an increase in primary impedance must, because of the limited turns, be accompanied by fewer secondary turns and a lower step-up ratio.

Because of the impedance reflecting action of a transformer the standard formula (above) is under practical conditions, altered so that maximum gain is obtained when the primary impedance (tube load) is equal to the plate resistance. Therefore, the nearest approach to maximum gain in small transformers may be a low turns ratio so as to provide a practical load.

NOTES

27 SERIES
25 SERIES
GEO SERIES

For more detailed information on mounting type, special applications and frequency response refer to the GREEN section of this Catalog.

TR SERIES
MI-T SERIES

For more detailed information on these miniature transformers see the BLUE section of this catalog.

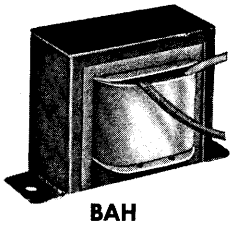

BAH



BGV



BHH



GGV

Choke

Choke (in Order of MADC)

Part No.	Inductance Rating Henrys	MADC	D.C. Res. In Ohms	Test Volts RMS	Mtg. Type	Mtg. Centers	Dimensions H.	W. x D.	Wt. Lbs.
MI-T39	20	1	2200	100	MAH		3/8	3/8 x 3/8	.0055
MI-T40	30	1	2200	100	RSV-1	1 - Stud	11/16	17/32 Diameter	.025
MI-T65	30	1	4000	100	MAH		7/16	1/2 x 13/32	.095
MI-T66	30	1	4000	100	RSV-1	1 - Stud	23/32	21/32 Diameter	.031
MI-T100	50	1	3200	100	BAH	1 1/16	5/8	1 9/32 x 19/32	.031
MI-T101	50	1	3200	100	RAV-3	1 5/32	1 3/32	7/8 Diameter	.075
MI-T102	50	1	3200	100	RSV-2	1 5/32	1 3/32	7/8 Diameter	.082
MI-T82	50	1	4500	100	MAH		7/16	3/4 x 5/8	.023
MI-T83	50	1	4500	100	RAV-3	1 5/32	29/32	7/8 Diameter	.059
MI-T84	50	1	4500	100	RSV-2	1 5/32	29/32	7/8 Diameter	.063
TR-147	1	2	130	100	MAH		1/4	3/8 x 5/16	.003
TR-148	3	2	330	100	MAH		1/4	3/8 x 5/16	.003
TR-149	6	2	1180	100	MAH		1/4	3/8 x 5/16	.003
TR-130	50	3	5000	100	BAH	1 1/8	3/4	1 5/8 x 13/16	.069
TR-131	50	3	5000	100	RAV	1 1/8	1 7/16	15/16 Diameter	.106
TR-132	50	3	5000	100	RSV	1 1/8	1 7/16	15/16 Diameter	.116
20C58	.75	.5 to 10	30	2500	BAH	2 3/8	1 5/8	2 7/8 x 1 1/2	.75
20C42	300	5	5000	2500	BAH	2 3/8	1 5/8	2 7/8 x 1 1/2	.75
20C50	350	5	5500	2500	BAH	2 13/16	2	3 1/4 x 2	1.5
20C63	135	5	6500	2500	TAV	2 3/8 x 1 1/2	2 7/8	2 1/8 x 2 3/4	1.7
26C40	1.5	10	95	2500	BAH	1 3/4	1 1/4	2 1/8 x 1 1/8	.5
27C11	15	10	680	1000	AJ	1 3/16 x 1 3/16	2 3/8	1 5/8 x 1 5/8	1.0
20C43	20	15	900	2500	BAH	2 3/8	1 5/8	2 7/8 x 1 1/2	.75
20C51	35	15	1850	2500	BAH	2	1 3/8	2 3/8 x 1 1/4	.5
20C52	8	40	450	2500	BAH	2	1 3/8	2 3/8 x 1 1/4	.5
27C12	15	20	680	1000	AJ	1 3/16 x 1 3/16	2 3/8	1 5/8 x 1 5/8	1.0
27C35	30	20	1000	2500	EB	1 3/8 x 1 1/4	2 7/16	1 15/16 x 1 13/16	1.25
20C44	30	35	700	2500	BAH	2 13/16	2	3 1/4 x 1 3/4	1.0
20C45	12	40	400	2500	BAH	2 3/8	1 5/8	2 7/8 x 1 1/2	.75
20C46	15	40	400	2500	BAH	2 13/16	2	3 1/4 x 1 3/4	1.0
27C13	15	40	475	2500	FB	1 7/16 x 1 11/16	2 1/2	2 1/16 x 2 5/16	1.5
25C25	15	40	475	2500	TAV	1 1/2 x 2 3/8	2 7/8	2 1/4 x 2 11/16	1.5
25C49	15	40	475	2500	TTV	1 1/2 x 2 3/8	2 7/8	2 1/4 x 2 11/16	1.5
27C32	20	40	350	2500	FB	1 7/16 x 1 11/16	2 1/2	2 1/16 x 2 5/16	1.5
20C82	3.5	50	200	2500	BHH	2 3/8	1 5/8	2 7/8 x 1 1/2	.75
26C42	4.5	50	200	2500	BAH	2 3/8	1 5/8	2 7/8 x 1 5/8	.75
20C47	4.5	50	300	2500	BAH	2	1 3/8	2 3/8 x 1 3/8	.5
20C83	6	50	300	2500	BAH	2 3/8	1 5/8	2 7/8 x 1 1/2	.75
20C84	7	50	550	2500	BAH	2	1 3/8	2 3/8 x 1 3/8	.5
20C81	8.5	50	400	2500	BAH	2 3/8	1 5/8	2 7/8 x 1 1/2	.75
20C66	9	50	500	2500	BAH	2 3/8	1 5/8	2 7/8 x 1 1/2	.75
27C33	12	50	385	2500	EB	1 3/8 x 1 1/4	2 7/8	1 15/16 x 1 13/16	1.25
26C87	16	50	580	2500	BAH	2 13/16	2	3 1/4 x 2 1/8	1.2
27C26	2	55	160	2500	AH	1 1/4	1 3/4	1 5/16 x 1 5/16	.25
20C59	7	55	200	2500	BAH	2 3/8	1 5/8	2 7/8 x 1 5/8	.75
27C14	10	55	230	2500	FB	1 7/16 x 1 11/16	2 1/2	2 1/16 x 2 5/16	1.75
25C26	10	55	230	2500	TAV	1 1/2 x 2 3/8	2 7/8	2 1/4 x 2 11/16	1.75
25C50	10	55	230	2500	TTV	1 1/2 x 2 3/8	2 7/8	2 1/4 x 2 11/16	1.75
27C15	15	55	420	2500	FB	1 7/16 x 1 11/16	2 1/2	2 1/16 x 2 5/16	2
25C27	15	55	420	2500	TAV	1 1/2 x 2 3/8	2 7/8	2 1/4 x 2 11/16	2
25C51	15	55	420	2500	TTV	1 1/2 x 2 3/8	2 7/8	2 1/4 x 2 11/16	2
20C85	13	65	500	2500	BAH	2 13/16	2	3 1/4 x 1 3/4	1.2
27C27	2	70	165	2500	AH	1 1/4	1 3/4	1 5/16 x 1 5/16	.5
26C84	9	70	270	2500	BGH	2 13/16	2	3 1/4 x 2 1/8	1.5
26C82	3.2	75	120	2500	BAH	2 3/8	1 5/8	2 7/8 x 1 5/8	.75
20C65	6	75	200	2500	BAV	2 3/8	2 3/8	2 7/8 x 2	1
26C86	15	75	400	2500	BAH	3 1/8	2 1/4	3 3/4 x 2 5/8	1.5
20C48	8	80	250	2500	BAH	2 13/16	2	3 1/4 x 2 1/8	1.5
20C53	12	80	375	2500	BAH	2 13/16	2	3 1/4 x 2 1/8	1.5
20C71	16	80	360	2500	GGV	2 x 1 11/16	3 3/16	2 5/8 x 2 5/8	2.5
20C86	20	80	350	2500	BAH	3 1/8	2 1/4	3 3/4 x 2 1/4	1.5
20C87	8	85	250	2500	BAH	3 1/8	2 1/4	3 3/4 x 2 1/4	1.5
27C16	10	85	175	2500	GB	1 3/4 x 2 1/8	2 13/16	2 3/8 x 2 3/4	2.5
25C28	10	85	175	2500	TAV	1 3/4 x 2 11/16	3 5/16	3 x 2 1/2	2.5
25C52	10	85	175	2500	TTV	1 3/4 x 2 11/16	3 5/16	3 x 2 1/2	2.5
25C29	15	85	285	2500	TAV	1 3/4 x 2 11/16	3 5/16	3 x 2 1/2	2.75
25C53	15	85	285	2500	TTV	1 3/4 x 2 11/16	3 5/16	3 x 2 1/2	2.75
27C17	15	85	285	2500	GB	1 3/4 x 2 1/8	2 13/16	2 3/8 x 2 3/4	2.75
20C88	5	100	300	3000	BAH	2 13/16	2	3 1/4 x 1 3/4	1.2

CONTINUED ON NEXT PAGE.

Choke

Choke (in Order of MADC) (Continued)

Part No.	Inductance Rating Henrys	MADC	D.C. Res. In Ohms	Test Volts RMS	Mtg. Type	Mtg. Centers	Dimensions H.	W. x D.	Wt. Lbs.
20C67	5	100	300	2500	TAV	2 3/8 x 1 1/2	2 3/4	2 1/4 x 2 11/16	1.5
27C18	8	105	100	2500	HB	1 55/64 x 2 19/64	3 3/16	3 1/16 x 2 5/8	3.75
25C30	8	105	100	2500	TAV	2 x 3 1/8	3 1/2	2 7/8 x 3 1/2	3.75
25C54	8	105	100	2500	TTV	2 x 3 1/8	3 1/2	2 7/8 x 3 1/2	3.75
27C19	12	105	170	2500	HB	1 55/64 x 2 19/64	3 3/16	3 1/16 x 2 5/8	4
25C31	12	105	170	2500	TAV	2 x 3 1/8	3 1/2	2 7/8 x 3 1/2	4
25C55	12	105	170	2500	TTV	2 x 3 1/8	3 1/2	2 7/8 x 3 1/2	4
26C85	10.5	110	225	3000	BAH	3 9/16	2 5/8	2 1/2 x 4	1.75
20C89	12	110	250	2500	GGV	2 x 1 11/16	3 1/8	3 x 2 5/8	2.5
27C28	2	120	100	2500	EB	1 1/4 x 1 3/8	2 7/16	1 13/16 x 1 15/16	1
20C90	8	120	350	2500	BAH	3 5/8	2 5/8	4 x 2 1/8	1.5
26C83	7	125	300	2500	BAH	2 13/16	2	3 1/4 x 2 1/8	1.5
26C88	2.5	130	100	2500	BAH	2 13/16	2	3 1/4 x 1 3/4	1.2
20C64	4	130	100	2500	BAH	3 1/8	2 1/4	3 3/4 x 2 5/8	1.5
20C91	8	130	110	2500	GGV	2 x 1 15/16	3 1/8	3 x 2 3/4	2.5
26C89	2.3	150	60	2500	BAH	2 13/16	2	3 1/4 x 1 3/4	1.0
20C68	7	150	200	2500	BAH	3 9/16	2 5/8	4 x 2 1/4	2.2
20C92	7.5	150	160	2500	GGV	2 x 1 15/16	3 1/8	3 x 2 3/4	2.5
20C54	8	150	145	2700	GGV	1 3/4 x 2	3 1/8	2 5/8 x 2 5/8	3
20C54P	8	150	145	2700	WAV	2 3/4 x 2 3/8	4 3/8	3 x 3 3/8	3.75
27C20	8	150	100	2500	JB	2 1/8 x 2 5/8	3 7/8	3 1/16 x 3 9/16	5.25
25C32	8	150	100	2500	TAV	2 1/4 x 3 1/2	3 7/8	3 1/4 x 4	5.25
25C56	8	150	100	2500	TTV	2 1/4 x 3 1/2	3 7/8	3 1/4 x 4	5.25
27C21	12	150	150	2500	JB	2 1/8 x 2 5/8	3 7/8	3 1/16 x 3 9/16	5.5
25C33	12	150	150	2500	TAV	2 1/4 x 3 1/2	3 7/8	3 1/4 x 4	5.5
25C57	12	150	150	2500	TTV	2 1/4 x 3 1/2	3 7/8	3 1/4 x 4	5.5
27C29	2	165	90	2500	EB	1 1/4 x 1 3/8	2 7/8	1 13/16 x 1 15/16	1.5
20C93	4	175	100	3000	GGV	2 x 1 11/16	3 1/8	3 x 2 5/8	2.5
26C41	1.5	200	90	2500	BAH	2 3/8	1 5/8	2 7/8 x 1 5/8	.75
26C43	2	200	50	2500	BAH	2 13/16	2	3 1/8 x 1 5/8	1.0
26C94	2	200	60	2500	BAH	3 1/8	2 1/4	3 3/4 x 2 1/4	1.5
27C30	2	200	73	2500	FB	1 7/16 x 1 11/16	2 1/2	2 1/16 x 2 5/16	1.75
20C49	4.5	200	58	2500	BAH	3 5/8	2 5/8	4 x 2 1/8	2.5
20C94	4.5	200	80	3000	GGV	2 1/4 x 2	3 5/8	3 x 3 1/8	3.5
20C55	6	200	75	2500	GGV	2 x 2 1/4	3 1/8	2 7/8 x 3 1/4	3.5
20C55P	6	200	75	2500	WAV	3 1/8 x 3 5/8	4 7/8	4 1/4 x 3 3/4	5
20C95	8	200	125	3000	GGV	2 1/4 x 2	3 5/8	3 x 3 1/8	3.5
27C22	8	200	85	2500	JB	2 1/8 x 2 5/8	3 7/8	3 1/16 x 3 9/16	7
25C34	8	200	85	2500	TAV	3 7/8 x 2 3/4	4 1/4	3 5/8 x 4 7/16	7
25C58	8	200	85	2500	TTV	3 7/8 x 2 3/4	4 1/4	3 5/8 x 4 7/16	7
20C96	8.5	200	120	3000	LAV	3 1/2 x 2 1/4	3 7/8	3 1/8 x 3	4.5
26C45	10	200	140	3000	GGV	2 7/8 x 2 1/4	3 1/2	2 7/8 x 4 1/8	4.9
27C23	12	200	140	2500	JB	2 1/8 x 2 5/8	3 7/8	3 1/16 x 3 9/16	7
25C35	12	200	140	2500	TAV	3 7/8 x 2 3/4	4 1/4	3 5/8 x 4 7/16	7
25C59	12	200	140	2500	TTV	3 7/8 x 2 3/4	4 1/4	3 5/8 x 4 7/16	7
20C97	15	200	150	5000	GGV	3 x 2 9/16	4 3/4	4 x 3 3/4	5.5
26C90	4	250	60	3000	GGV	2 1/4 x 2 3/8	3 5/8	3 x 3 1/2	4.3
20C98	4	250	60	3000	LAV	2 1/4 x 2 1/2	3 1/2	2 7/8 x 3 1/8	4.25
20C56	8	250	60	3500	GGV	3 x 2 1/2	3 7/8	3 1/2 x 4 1/4	6.75
20C56P	8	250	60	3500	WTV	3 1/8 x 3 5/8	4 7/8	4 1/4 x 3 3/4	8.5
27C24	8	250	90	2500	MB	3 x 3 11/16	4 15/16	4 x 4 11/16	10.5
25C36	8	250	90	2500	TAV	2 1/2 x 4 3/4	5 5/16	4 1/2 x 5 1/4	10.5
25C60	8	250	90	2500	TTV	2 1/2 x 4 3/4	5 5/16	4 1/2 x 5 1/4	10.5
26C93	1	300	43	2500	BAH	3 1/8	2 1/4	3 3/4 x 2 1/4	1.7
26C44	1	300	60	2500	BAH	2 13/16	2	3 1/4 x 2 1/8	1.5
27C34	2	300	48	2500	GB	1 3/4 x 2 1/8	2 13/16	2 3/8 x 2 3/4	2.5
27C31	2	300	47	2500	HB	1 55/64 x 2 19/64	3 3/16	2 5/8 x 3 1/16	3.25
26C91	2.8	300	60	2500	BAH	3 9/16	2 5/8	2 1/4 x 4	2.5
25C48	6	300	35	7500	TYV	3 1/2 x 5 3/8	6 1/16	5 1/16 x 5 7/8	16.5
20C69	8	300	80	3000	GGV	3 x 2 13/16	4 3/4	4 x 3 7/8	7.8
20C70	8	300	80	3000	CAV	3 x 2 1/2	4 5/8	3 1/2 x 3 3/4	7.3
27C25	8	300	60	3500	MB	3 x 3 11/16	4 15/16	4 x 4 11/16	12.5
25C37	8	300	60	3500	TAV	2 1/2 x 4 3/4	5 5/16	4 1/2 x 5 1/4	12.5
25C43	8	300	60	3500	TTV	2 1/2 x 4 3/4	5 5/16	4 1/2 x 5 1/4	12.5
27C36	10	300	85	2500	LA	2 11/16 x 3 5/16	5 9/16	3 11/16 x 4 5/16	10.5
25C47	10	300	40	7500	TYV-10	6 x 4 1/4	7 1/16	6 1/8 x 6 1/2	22
20C99	15	350	150	5000	GGV	3 x 4 1/16	4 3/4	4 x 5 1/4	11
26C92	.8	375	25	2500	BAH	3 1/8	2 1/2	3 3/4 x 2	1.5
25C46	6	500	35	9000	PUH	4 3/4 x 5 1/2	7	6 5/16 x 7 1/2	35
20C57	10	500	65	7500	PUV	7 x 2 3/4	6	4 3/4 x 7 3/4	25
25C45	10	500	40	9000	PUH	6 1/4 x 4 3/4	7	7 1/2 x 7 1/8	35
25C44	6	700	35	10000	PUH	4 3/4 x 5 5/16	7	7 1/2 x 6 7/8	35

27 SERIES
25 SERIES
GEO SERIES

For more detailed information on mounting type, special applications and frequency response refer to the GREEN section of this Catalog.

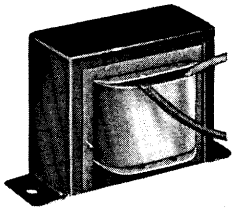

BAH



GGV



WAV WTV



CAV LAV



PUV

27 SERIES
25 SERIES
GEO SERIES

For more detailed information on mounting type, special applications and frequency response refer to the GREEN section of this Catalog.

TRANSFORMERS

Chokes

Dual Winding Chokes (Military Standard Transformers)

Part No.	MIL-T-27A Classification	MIL-T-27A Part No.	Inductance (Henrys) Series	Inductance (Henrys) Parallel	Current (MADC) Series	Current (MADC) Parallel	Case Size
27C01	TF1RX04FA001	MS-90009	16	4	80	160	FA
27C02	TF1RX04GA002	MS-90010	25	6.25	80	160	GA
27C03	TF1RX04HA003	MS-90011	40	10	80	160	HA
27C04	TF1RX04HA005	MS-90013	16	4	125	250	HA
27C05	TF1RX04JB006	MS-90014	25	6.25	125	250	JB
27C06	TF1RX0KA007	MS-90037	40	10	125	250	KA
27C07	TF1RX04LA009	MS-75000	16	4	200	400	LA
27C08	TF1RX04MA010	MS-75001	25	6.25	200	400	MA
27C09	TF1RX04NA012	MS-75002	16	4	315	630	NA
27C10.	TF1RX04YY013	MS-75003	25	6.25	315	630	YY

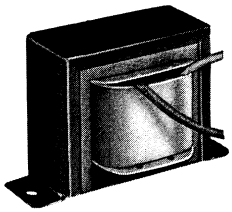

BAH

Modulation Chokes

Part No.	Recommended Application In:	Recommended Application With:	Inductance Rating Henrys	Inductance Rating MADC	Mtg. Type	Wt. Lbs.
25C40	250-watt Xmitter	Mod. Transformer 25M78	65	250	TSV-11	41
25C41	500 watt	Mod. Transformer 25M79	50	400	PUV	73
25C42	1-KW transmitter	Mod. Transformer 25M80	100	500	PUH	165



KTV

High Q Chokes (For Dynamic Noise Suppressor Circuits)

Part No.	Inductance	Mtg. Type	Wt. Lbs.
25C38	.8 Henrys	TAV-1	1/2
25C39	2.4 Henrys	TAV-1	1/2

These High Q Chokes were primarily designed for use in Dynamic Noise Suppressor Circuits, but these components may also be used effectively in any tuned circuit requiring the given inductances. Rated inductances are accurate within 5%, with up to 15 M.A.D.C. Minimum Q is 20.



TAV-1

Swinging Chokes

Part No.	Inductance Henrys	Inductance MADC	D.C.Res. In Ohms	Test Volts RMS	Mtg. Type	Mtg. Centers	Dimensions H.	Dimensions W. x D.	Wt. Lbs.
20C76	2-12	175-17.5	100	3000	GGV	2 x 1 11/16	3 1/8	2 5/8 x 2 5/8	2.5
20C77	2-12	200-20	80	3000	GGV	2 1/16 x 2 1/4	3 5/8	3 x 3 1/8	3.5
20C78	2-12	250-25	60	3000	GGV	2 1/4 x 2 3/8	3 5/8	3 x 3 1/2	4.25
20C75	4-14	150-15	125	2000	GGV	2 x 1 9/16	3 1/8	2 5/8 x 2 1/2	2.5
20C72	4-16	250-25	130	3000	GGV	2 1/2 x 2 1/2	3 7/8	3 1/4 x 3 3/4	6
20C79	4-20	300-30	80	3000	GGV	3 x 2 13/16	4 3/4	4 x 3 7/8	8
20C80	5-15	350-35	100	5000	GGV	3 x 2 9/16	4 3/4	4 x 3 3/4	8



GGV

Splatter Suppressor Filters (Modulation Reactor Type)

Phone transmission on the crowded amateur bands is greatly improved by a splatter suppression circuit. This unit limits transmission to the important voice frequencies, effectively reduces splatter interference caused by high levels of modulation and permits a higher average modulation level. Complete instruction for installation is furnished with these units.

Part No.	Inductance HY at MADC		D.C. Res.	Rms. Test	Mtg. Type	Mtg. Centers	Dimensions H.	Dimensions W. x D.	Wt. Lbs.
20C62	0.2 to 1.5	100	95	2700	BAH	2 7/8	2	3 1/4 x 2	1.25
20C60	0.2 to 1.5	300	47	9000	KTV	3 1/8 x 2 5/8	4 1/2	3 1/2 x 4 3/8	7
20C61	0.2 to 1.5	500	37	9000	KTV	3 1/2 x 2 7/8	4 7/8	3 7/8 x 4 3/4	9.0

Chokes

Reactors

Part No.	Inductance In Henrys	D.C. Res. In Ohms	Low Percentage Taps	Mtg. Type	Mtg. Centers	Dimensions H.	Dimensions W. x D.	Wt. Lbs.
MI-T19	12	830	None	MAH		3/8	3/8 x 11/32	.005
MI-T20	12	830	None	RSV-1	1 - Stud	9/16	7/16 Dia.	.014
TR-150	12	1880	None	MAH		1/4	3/8 x 5/16	.003
TR-151	20	2850	None	MAH		1/4	3/8 x 5/16	.003
GEO-59	50# to 53	750	6 - 1/2 h. Taps	3	1 1/4	2 1/4	1 25/64 x 1 1/16	5.5
GEO-67	100	1950	2 - 2%	1	1 - Hole Bracket	1 3/8	1 5/16 Dia.	1.5
27C37	300	6000	None	RSV	1 1/8	1 7/16	15/16 Dia.	.15
GEO-66	300	5400	2 - 2%	1	1 - Hole Bracket	1 3/8	15/16 Dia.	1.5
GEO-65	500	12000	2 - 2%	1	1 - Hole Bracket	1 3/8	15/16 Dia.	1.5
GEO-58	500#-125*	6000	4 - 3%, 2 - 6%	4	1 x 13/16	2 3/8	1 1/2 x 1 5/16	8.25
GEO-62	500#-125*	10500	4 - 2 1/2%	2A	1	1 13/16	1 1/16 x 7/8	3.4
GEO-64	1000	12000	2 - 2%	1	1 - Hole Bracket	1 3/8	15/16 Dia.	1.5
GEO-57	1000#-250*	10000	4 - 2 1/2% 2 - 5%	4	1 x 13/16	2 3/8	1 1/2 x 1 5/16	8.25
GEO-61	1000#-250*	13000	4 - 2%	2A	1	1 13/16	1 1/16 x 7/8	3.4
GEO-56	1050#-800#-550#-400#-280#	13000	None	3	1 1/4	2 1/4	1 25/64 x 1 1/16	5.5
GEO-60	1050#-800#-550#-400#-280#-245#-153#-133#-80#-68#-45#	11500	None	2A	1	1 13/16	1 1/16 x 7/8	3.4
GEO-63	1090-770-555-385-275	12000	None	2	1	1 11/16	1 1/16 x 7/8	3.2

MI-T SERIES

For more detailed information on these miniature transformers see the BLUE section of this catalog.



MAH



RSV -1

Tone Control Unit

This Dual Tone Control was developed to provide an effective tone compensating network for any sound system. The treble and bass frequencies may be attenuated or accentuated independently of one another. The system is applicable wherever smooth control over a wide range of audio frequencies is desired.

The Dual Tone Control may be installed between two resistance - coupled stages of an amplifier. Full instructions for assembly, schematic and pictorial diagrams are furnished with the Controls and Chokes.

Part No.	Application	Mtg. Type	Mtg. Centers	H.	Base Area	Wt. Lbs.
20C74	22 H Inductance Choke O D.C.M.A.	RAV	1 3/8 x 1 3/8	2	1 5/8 Dia.	0.5
R-1068X	Dual tone potentiometer to accompany 20C74					



RAV

Band Pass Filters

The speech filter has been designed for Amateur, Police, Emergency Radio Service and special audio applications. It is a small compact band pass filter with all components contained in a fully potted case. The 20C73 speech filter will function very well at any signal level up to 10 V.R.M.S. across the 100,000 ohm output grid circuit or .69 Volts R.M.S. at 500 ohms. In addition to the applications listed above, this unit is ideal for all communication receivers as a speech filter. It will limit the audio response and, thus, suppress high pitched heterodyne signal.

Part No.	Application	Mtg. Type	Mtg. Centers	H.	Base Area	Wt. Lbs.
20C73	Passes 20-3500 Cps. Input 10000	RTV	1 3/8 x 1 3/8	2 1/2	1 7/8" Dia.	0.5

* Balanced, parallel windings.
\# Balanced, two windings.

RTV

27 SERIES
25 SERIES
GEO SERIES

For more detailed information on mounting type, special applications and frequency response refer to the GREEN section of this Catalog.

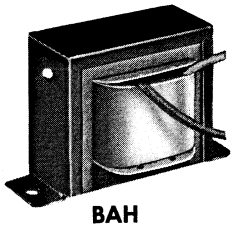

BAH



BGV



FGV



GGV



BGH



PUV

TRANSFORMERS

Drivers

Single Plate to Push-Pull Grids (in Order of Turns Ratio)

Part No.	Primary Ratio to 1/2 Sec.	Max. MADC	Mtg. Type	Mtg. Centers	Dimensions H.	Dimensions W. x D.	Wt. Lbs.
20D23	2:1	15	BAH	2 3/8	1 5/8	2 7/8 x 1 1/2	.75
20D27	2.2:1	30	BGV	2 3/8	2 1/2	2 7/8 x 1 7/8	1
20D75	2.4:1	10	BAH	2	1 3/8	2 3/8 x 1 1/4	.5
20D21	2.5:1	15	BAH	2 3/8	1 5/8	2 7/8 x 1 1/2	.75
20D86	2.5:1	30	BAH	2 7/8	2	3 1/8 x 2	1.25
20D77	2.5:1	30	FGV	2 3/8	2 3/8	2 7/8 x 2 1/8	1.5
20D24	2.5:1	40	GGV	2 x 1 7/8	3 1/8	2 5/8 x 2 3/4	2.5
20D26	3:1	20	BGH	2 13/16	2	3 1/4 x 1 7/8	1
20D25	4:1	15	BAH	2 3/8	1 5/8	2 7/8 x 1 1/2	.75
20D76	5.2:1	15	BAH	2	1 3/8	2 3/8 x 1 1/4	.5

Single or Push-Pull Plates to Push-Pull Grids (in Order of Turns Ratio)

Part No.	Primary Ratio to 1/2 Sec.	Max. MADC	Mtg. Type	Mtg. Centers	Dimensions H.	Dimensions W. x D.	Wt. Lbs.
20A29	2:1	50	GGV	2 x 2 1/4	3 5/8	3 x 3 1/4	3.75
20A28	2.8:1	18	BAH	3 9/16	3 1/8	4 x 2 5/8	2.5
20D85	3:1	10	BAH	2 3/8	1 5/8	2 7/8 x 1 5/8	.75
27D32	3:1	10	GA	2 1/8 x 1 3/4	3 13/16	2 3/4 x 2 3/8	2.25
25D49	3:1	10	TAV	2 11/16 x 1 3/4	3 1/8	3 x 2 1/2	2.25
25D55	3:1	10	TTV	2 11/16 x 1 3/4	3 1/8	3 x 2 1/2	2.25
27D33	3:1	25	GA	2 1/8 x 1 3/4	3 13/16	2 3/4 x 2 3/8	2.25
25D50	3:1	25	TAV	2 11/16 x 1 3/4	3 1/8	3 x 2 1/2	2.25
25D56	3:1	25	TTV	2 11/16 x 1 3/4	3 1/8	3 x 2 1/2	2.25
27D35	3:1	100	HA	2 19/64 x 1 55/64	4 1/4	2 5/8 x 3 1/16	3.5
25D52	3:1	100	TAV	3 1/8 x 2	3 1/2	2 7/8 x 3 1/2	3.5
25D58	3:1	100	TTV	3 1/8 x 2	3 1/2	2 7/8 x 3 1/2	3.5
25D54*	3:1	200	TTV#	5 3/8 x 3 1/2	6 1/16	5 1/16 x 5 7/8	12.25
20D80	3.2:1 2:1	100	GGV	1 3/4 x 2	3 1/8	2 5/8 x 2 3/4	2.5
20D82*	3.2:1 4:1 5:1	100	GGV	1 3/4 x 2	3 1/8	2 5/8 x 2 3/4	2.5
25D53●	3.5:1	200	UTV-7	2 3/8 x 2 5/8	5 1/4	3 3/8 x 3 15/16	6.5
27D34●	3.7:1 or 5:1	100	JA	2 1/8 x 2 5/8	4 7/8	3 1/16 x 3 9/16	4.5
25D51●	3.7:1 or 5:1	100	TAV	3 1/2 x 2 1/4	3 7/8	4 x 3 1/4	4.5
25D57●	3.7:1 or 5:1	100	TTV	3 1/2 x 2 1/4	3 7/8	4 x 3 1/4	4.5
20D78	4:1	40	GGV	2 x 1 3/4	3 1/8	2 5/8 x 2 3/4	2.5
20D30	5:1	45	GGV	2 x 1 15/16	3 1/8	2 5/8 x 2 5/8	2.75
20D81*	5:1	100	GGV	2 1/4 x 2 1/2	3 7/8	3 1/4 x 3 1/2	4.5
20D87**	5.2:1	30	BAH	2 7/8	2	3 1/8 x 2	1.25
20D79**	5.2:1	30	FGV	2 3/8	2 3/8	2 7/8 x 1 7/8	1.5

LINE to Push-Pull Grids — Primary 500 CT Ohm Line

Part No.	Primary Ratio To 1/2 Secondary	Max. Watts	Mtg. Type	Mtg. Centers	Dimensions H.	Dimensions W. x D.	Wt. Lbs.
20D84*	1:0.75, 1:0.85, 1:1.25, 1:1.4, 1:1.75, 1:2, 1:2.25, 1:2.5, 1:2.75, 1:3.15	20	GTV	2 x 2 1/4	3 1/2	2 7/8 x 3 1/4	3.5
20D83	1:0.75, 1:0.85, 1:1.25, 1:1.4, 1:1.75, 1:2, 1:2.25, 1:2.5, 1:2.75, 1:3.15	20	PUV	4 3/8 x 1 3/8	4	3 1/8 x 4 3/4	8
20D32	1:0.75, 1:0.85, 1:1.25, 1:1.4, 1:1.75, 1:2, 1:2.25, 1:2.5, 1:2.75, 1:3.15	15	GTV	2 x 1 15/16	3 1/8	2 5/8 x 3 5/8	3.25

** May be used in double sideband modulators.
* Has split windings for balancing and/or inverse feedback applications.
# TTV but with terminal lugs on top.
● Split secondary winding.

Drivers

TR SERIES
MI-T SERIES
For more detailed information on these miniature transformers see the BLUE section of this catalog.

Multi-Purpose Driver Transformer (Plate Load Impedance 2500/6000/10000)

Part No.	Primary Ratio To 1/2 Secondary	Primary MADC	Mtg. Type	Mtg. Centers	Dimensions H.	Dimensions W. x D.	Wt. Lbs.
20D31	1:1##/1.5:1/2:1	35	BAH	2 13/16	2	3 1/4 x 1 3/4	1

Transistor Driver Transformer

Part No.	Turns Ratio	Impedance Wdg. No. 1	Impedance Wdg. No. 2	Resistance Wdg. No. 1	Resistance Wdg. No. 2	Power Milliwatts
TR-64***	1:1	100	100CT	6.5	8.5	500
TR-1	1:1	500CT	500CT	40	55	300
TR-37	1:1	500CT	500CT	34	42	50
TR-38	1.09:1	6000	5000CT	330	250	
TR-2	1.23:1	5000CT	7500CT	550	980	150
TR-39	1.24:1	4000	2600CT	330	220	50
TR-3	1.41:1	5000CT	10000CT	550	1100	150
TR-65***	1.41:1	100	200CT	6.5	16.3	500
TR-66***	1.58:1	500CT	200CT	37	16.3	500
TR-4	1.73:1	1500	500CT	100	45	150
TR-5	1.81:1	490CT	150CT	30	16	150
TR-6	1.83:1	10000	3000CT	820	660	150
TR-125	2.24:1	10000	2000CT ●	1160	160	
TR-40	2.24:1	10000	2000CT	295	147	50
TR-7	2.24:1	10000	2000CT	740	300	150
TR-127	2.89:1	10000	1200CT ●	1160	105	
TR-11	3.16:1	500CT	50	30	5	150
TR-41	3.16:1	500	50	35	4.6	50
TR-45	4.46:1	1000	50	73	4.6	50
TR-133	4.47:1	10000CT ●	500CT ●	1160	44	
TR-17	5:1	20000	800CT	1350	95	150
TR-23	7.07:1	10000	200CT	900	11	150
TR-26	10:1	50000	500CT	1300	30	150

Expander-Compressor Transformer

Part No..	Application	Turns Ratio P/S	Primary MADC	Mtg. Centers	Dimensions H.	Dimensions D/A
20A26	Feed Back Transformer	3:1	15	1 5/16 x 1 5/16	2	1 9/16

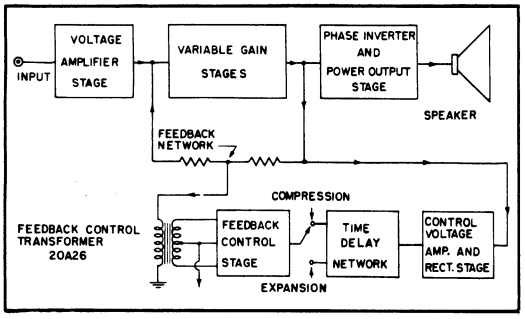

Special inverse feedback Control Transformer 20A26 is employed as a control element in a variable audio inverse feedback system that is basis of the expander compresser circuit.

In this circuit the variable gain action is produced by automatic controlling inverse feedback voltage.

The speed of response is faster and the harmonic distortion does not rise with control action as it does with the grid bias control systems. Complete instructions are supplied with each unit.



BAH

27 SERIES
25 SERIES
GEO SERIES

For more detailed information on mounting type, special applications and frequency response refer to the GREEN section of this Catalog.



BAV



GGV



CAV



LHV



KTV



WAV

TRANSFORMERS

Filament

Filament Transformers with Single Secondary

50/60 CPS

Part No.	Primary Voltage	Secondary Volts	Secondary Amps.	Mtg. Type	Mtg. Centers	Dimensions H.	Dimensions W. x D.	Wt. Lbs.
21F34	117	2.5	1.5	BAH	2 3/8	1 5/8	2 7/8 x 1 1/2	.7
21F35	117	2.5CT	2.5	BAH	2 3/8	1 5/8	2 7/8 x 1 1/2	.7
27F36	105/115/125	2.5	3	EB	1 3/8 x 1 1/4	2 7/16	1 15/15 x 1 13/16	1.5
21F00	117	2.5CT	5	BAV	2 3/8	2 3/8	2 7/8 x 1 3/4	1
21F31##	117	2.5CT	5	BAV	2 13/16	2 11/16	3 5/16 x 2 1/4	1.5
27F46*	115/230	2.5CT	5.25	GA	2 1/8 x 1 3/4	3 13/16	2 3/8 x 2 3/4	2
25F56*	115/230	2.5CT	5.25	TTV	2 11/16 x 1 3/4	3 1/8	3 x 2 1/2	2
21F01	117	2.5CT	10	BAV	2 3/4	2 3/4	3 1/4 x 2	1.5
21F32	107/117	2.5CT	10	GGV	2 x 1 3/4	3 1/8	2 5/8 x 2 5/8	2.5
27F37	105/115/125	2.5	10	GB	2 1/8 x 1 3/4	2 13/16	2 3/4 x 2 3/8	2.5
27F47 ★	115/230	2.5CT	10	GA	2 1/8 x 1 3/4	3 13/16	2 3/8 x 2 3/4	3
25F57	115/230	2.5CT	10	TTV	3 1/8 x 2	3 1/2	2 7/8 x 3 1/2	3
21F02P##	117	2.5CT	10	WAV	2 3/8 x 2 3/4	4 1/4	3 x 3 3/8	8.5
27F48 ○	115/230	2.5CT	10	JA	2 5/8 x 2 1/8	4 7/8	3 1/16 x 3 9/16	4
25F58 ○	115/230	2.5CT	10	TTV	3 1/2 x 2 1/4	3 7/8	4 x 3 1/4	4
21F02**	117	2.5CT	10	CAV	2 x 1 3/4	3 1/8	2 1/2 x 2 1/4	2.75
21F58**	117	2.5CT	10	LHV	2 1/4 x 1 7/8	3 1/2	2 7/8 x 2 1/2	2.5
27F44**	105/115/125	2.5	10	JB	2 5/8 x 2 1/8	3 7/8	3 1/16x 3 9/16	4.75
27F49 ○	115/230	2.5CT	15	KA	3 x 2 7/16	5 1/4	3 3/8 x 3 15/16	5.25
25F59 ○	115/230	2.5CT	15	TTV	3 7/8 x 2 3/4	4 1/4	3 5/8 x 4 7/16	6
21F03	117	5.0CT	3	BAV	2 3/8	2 3/8	2 7/8 x 1 3/4	1
27F38	105/115/125	5.0	3	FB	1 11/16 x 1 7/16	2 1/2	2 1/16 x 2 5/16	1.75
21F36 ★	117	5.0CT	3	GGV	2 x 1 1/2	3 1/8	2 5/8 x 2 1/2	2.5
21F05**	117	5.0CT	3	CAV	2 x 1 3/4	3 1/8	2 1/4 x 2 1/2	2.5
27F50	115/230	5.0CT	4	GA	2 1/8 x 1 3/4	3 13/16	2 3/8 x 2 3/4	2.25
25F60	115/230	5.0CT	4	TTV	1 3/4 x 2 11/16	3 1/8	2 1/2 x 3	2.25
21F37	117	5.0CT	6	LHV	2 x 2	3 1/8	2 1/2 x 2 1/2	2.25
21F04	117	5.0CT	8	CAV	2 x 1 3/4	3 1/8	2 1/4 x 2 1/2	2.5
21F13	117	5.0CT	10	CAV	2 x 2 3/8	3 1/8	2 7/8 x 2 1/2	3
27F51	115/230	5.0CT	10	HA	2 19/64 x 1 55/64	4 1/4	2 5/8 x 3 1/16	3.5
27F39	105/115/125	5.0	10	HB	2 19/64 x 1 55/64	3 3/16	2 5/8 x 3 1/16	4
25F61	115/230	5.0CT	10	TTV	2 x 3 1/8	3 1/2	3 1/2 x 2 7/8	3.5
27F52 ●	115/230	5.0CT	10	KA	3 x 2 7/16	5 1/4	3 3/8 x 3 15/16	6
27F45**	105/115/125	5.0	10	KB	3 x 2 7/16	4 5/16	3 3/8 x 3 15/16	7
25F62**	115/230	5.0CT	10	TTV	2 3/4 x 3 7/8	4 1/4	3 5/8 x 4 7/16	6
21F06	117	5.0CT	13	CAV	2 x 2	3 1/8	2 1/2 x 2 1/2	3.25
21F38**	107/117	5.0CT	14	KTV	2 3/4 x 6	5 1/8	4 5/8 x 8 1/2	12.5
26F66	117	5.0CT	15	LAV	2 x 2 1/4	3 1/8	2 1/2 x 2 7/8	3.5
21F20**	117	5.0CT	15	CAV	2 1/2 x 3	4 5/8	3 1/4 x 3 3/4	6.75
21F20P**	117	5.0CT	15	WAV	3 3/4 x 4 5/8	5 3/4	4 5/8 x 5 3/8	13
25F63	115/230	5.0CT	20	TTV	2 3/4 x 3 7/8	4 1/4	3 5/8 x 4 7/16	6.5
27F53**	115/230	5.0CT	20	MA	3 x 3 11/16	6	4 x 4 11/16	13
25F64**	115/230	5.0CT	20	TTV	2 1/2 x 4 3/4	5 5/16	4 1/2 x 5 1/4	13
21F07	117	5.0CT	21	CAV	2 1/4 x 2 1/2	3 7/8	2 3/8 x 2 5/8	5
21F39**	107/117	5.0CT	22	KTV	2 3/4 x 6	5 1/8	4 5/8 x 8 1/2	13.5
21F07A	117	5.0CT	29	CAV	2 1/2 x 2 1/2	3 7/8	3 1/8 x 3 1/8	5.5
21F33	110/115/120	5.0CT	30	GTV	2 1/2 x 3 1/8	3 7/8	3 3/16 x 4 7/8	6.2
25F65	115/230	5.0CT	30	TTV	2 1/2 x 4 3/4	5 5/16	4 1/2 x 5 1/4	10.5
25F66	115/230	5.0CT	30	TSV	2 1/2 x 4 3/4	5 5/16	4 1/2 x 5 1/4	10.5
21F21	117	6.3	0.6	BAH	2	1 3/8	2 3/8 x 1 1/4	.75
21F08	117	6.3CT	1	BAV	2	2	1 1/2 x 2 3/8	1
21F09	117	6.3CT	1.2	BAH	2 3/8	1 5/8	1 5/8 x 2 7/8	1
26F60 ★	117	6.3	1.2	BAH	2 13/16	2	3 1/4 x 2	1.25
26F65 ★	6.3	6.3	1.2	BAH	2 13/16	2	3 1/4 x 2	1.25
27F54	115/230	6.3CT	1.5	FA	1 11/16 x 1 7/16	3 1/8	2 1/16 x 2 5/16	1
25F67	115/230	6.3CT	1.5	TTV	1 1/2 x 2 3/8	2 3/4	2 1/4 x 2 11/16	1
27F33	105/115/125	6.3CT	2	EA	1 3/8 x 1 1/4	2 3/4	1 15/16 x 1 13/16	1
27F40	105/115/125	6.3	2	FB	1 11/16 x 1 7/16	2 1/2	2 1/16 x 2 5/16	1.75
21F10	117	6.3CT	3	BAH	2 13/16	2	3 1/4 x 2 1/8	1.25
21F40	117	6.3CT	3	BAV	2 3/8	2 3/8	2 7/8 x 1 3/4	1
27F55	115/230	6.3CT	3	GA	2 1/8 x 1 3/4	3 13/16	2 3/8 x 2 3/4	2
25F68	115/230	6.3CT	3	TTV	1 3/4 x 2 11/16	3 1/8	2 1/2 x 3	2
27F34	105/115/125	6.3CT	3.6	FA	1 11/16 x 1 7/16	3 1/8	2 1/16 x 2 5/16	1.75
27F41	105/115/125	6.3	5	GB	2 1/8 x 1 3/4	2 13/16	2 3/8 x 2 3/4	2.75
27F56	115/230	6.3CT	5.5	HA	2 19/64 x 1 55/64	4 1/4	2 5/8 x 3 1/16	3
25F69	115/230	6.3CT	5.5	TTV	2 x 3 1/8	3 1/2	2 7/8 x 3 1/2	3

CONTINUED ON NEXT PAGE

* 3500 Volts Test
★ 5000 Volts Test
7500 Volts Test
● 8000 Volts Test
○ 9000 Volts Test
** 10000 Volts Test

All units 2500 volts test unless otherwise noted.

Filament

Filament Transformers with Single Secondary

50/60 CPS (Continued)

Part No.	Primary Voltage	Secondary Volts	Secondary Amps	Mtg. Type	Mtg. Centers	Dimensions H.	Dimensions W. x D.	Wt. Lbs.
21F41	107/117	6.3CT	4	GGV	2 x 1 11/16	3 1/8	2 5/8 x 2 5/8	2.75
21F59	117	6.3CT	6	LHV	2 x 2	3 1/8	2 7/8 x 2 1/2	2.75
21F11	117	6.3CT	6	CAV	2 x 1 3/4	3 1/8	2 1/2 x 2 1/2	2.5
21F42	107/117	6.3CT	6	GGV	2 x 2 1/4	3 5/8	3 x 3 1/8	3.5
21F12	117	6.3CT	10	CAV	2 x 2	3 1/8	2 1/2 x 2 1/2	3.25
21F43	107/117	6.3CT	10	LAV	2 1/4 x 2 3/16	3 1/2	2 7/8 x 2 3/4	3.5
27F57	115/230	6.3CT	10	JA	2 5/8 x 2 1/8	4 7/8	3 1/16 x 3 9/16	5
27F42	105/115/125	6.3	10	JB	2 5/8 x 2 1/8	3 7/8	3 1/16 x 3 9/16	5
25F70	115/230	6.3CT	10	TTV	2 1/4 x 3 1/2	3 7/8	3 1/4 x 4	5
21F25	107/117	6.3CT	20	CAV	3 x 2 3/8	4 5/8	3 x 3 3/4	6.7
27F43	105/115/125	6.3	20	KB	3 x 2 7/16	4 5/16	3 3/8 x 3 15/16	8
21F44	117	7.5CT	2.5	BHV	2 3/8	2 3/8	2 7/8 x 1 3/4	1
21F15	117	7.5CT	4	BAV	2 7/8	2 3/4	3 3/8 x 2 1/8	2
21F45	117	7.5CT	4	LHV	2 x 2 1/8	3 1/8	2 1/2 x 2 7/8	2.7
25F71	115/230	7.5CT	5	TTV	2 x 3 1/8	3 1/2	2 7/8 x 3 1/2	3.25
21F16	117	7.5CT	8	CAV	2 x 2	3 1/8	2 1/2 x 2 3/4	3.25
21F62	117	7.5CT	8	LAV	2 1/2 x 2 3/8	3 7/8	3 1/8 x 2 7/8	4.7
21F46	107/117	7.5CT	8	GGV	2 1/2 x 2 3/16	3 7/8	3 1/4 x 3 3/8	4.7
21F17	117	7.5CT	12	CAV	2 1/4 x 2 1/4	3 1/2	2 7/8 x 3 1/4	5
25F72	115/230	7.5CT	12	TTV	2 3/4 x 3 7/8	4 1/4	3 5/8 x 4 7/16	6.5
21F26●	115/230	7.5CT	51	CTH	3 5/8 x 4 1/16	4 1/8	4 3/8 x 4 7/8	15
21F61	117	10.0CT	4	LHV	2 1/4 x 2 1/8	3 1/2	2 7/8 x 2 5/8	3.25
27F58	115/230	10.0CT	4	HA	2 19/64 x 1 55/64	4 1/4	2 5/8 x 3 1/16	3.25
25F73	115/230	10.0CT	4	TTV	2 x 3 1/8	3 1/2	2 7/8 x 3 1/2	3.25
21F18	117	10.0CT	5	CAV	2 x 1 3/4	3 1/8	2 1/4 x 2 1/2	2.25
21F47	107/117	10.0CT	5	GGV	2 1/2 x 1 15/15	3 7/8	3 1/4 x 3 1/8	4
25F74	115/230	10.0CT	6.5	TTV	2 1/4 x 3 1/2	3 7/8	3 1/4 x 4	5
21F28	117	10.0CT	8	CAV	2 1/2 x 2 3/8	3 7/8	3 1/8 x 3 1/8	4.9
21F29	107/117	10.0CT	8	GGV	2 1/2 x 2 7/16	4	3 1/4 x 3 5/8	5.2
25F75	115/230	10.0CT	10	TTV	2 3/4 x 3 7/8	4 1/4	3 5/8 x 4 7/16	6.5
21F48##	107/117	10.0CT	12	KTV	2 3/4 x 6	5 1/8	4 1/4 x 8 1/2	14.7
21F49##	107/117	11.0CT	10	KTV	2 3/4 x 6	5 1/8	4 1/4 x 8 1/2	13
26F67	117	12.6CT	2	BAH	2 13/16	2	2 x 3 1/4	1.25
21F50	117	12.6CT	3	LAV	2 x 2 1/16	3	2 1/2 x 2 7/8	3.5
21F52	117	12.6 or 25.2	7 3.5	GGV	2 1/4 x 2 5/8	3 5/8	3 x 3 1/2	5
26F68	117	24	1	BAH	2 13/16	2	3 1/4 x 2	1.5
21F51	117	25.2	1	BAH	2 13/16	2	3 1/4 x 2	1.5
21F27#	117	26.5CT	.6	BAH	2 13/16	2	3 1/4 x 2 1/8	1.6

Filament Transformers for 400 CPS Input

FREQUENCY 380-1000 CPS
All units 2500 volt R.M.S. insulation tests.

Part No.	Voltage	Secondary Volts	Secondary Amps	Mtg. Type	Mtg. Centers	Dimensions H.	Dimensions W. x D.	Wt. Lbs.
27F35	105/115/125	6.3CT	2	AJ-1	1 5/8	2 3/8	1 5/8 x 1 5/8	.75
27F59	105/115/125	6.3CT	3	AJ	1 3/16 x 1 3/16	2	1 5/8 x 1 5/8	.75
27F60	105/115/125	6.3CT	5.5	EA	1 1/4 x 1 3/8	2 3/4	1 13/16 x 1 15/15	1
27F61	105/115/125	6.3CT	10	FA	1 7/16 x 1 11/16	3 1/8	2 1/16 x 2 5/16	1.75
27F62	105/115/125	6.3CT	20	GA	1 3/4 x 2 1/8	3 13/16	2 3/8 x 2 3/4	2.5

3000 Volts Test
7500 Volts Test
● 9000 Volts Test

27 SERIES
25 SERIES
GEO SERIES

For more detailed information on mounting type, special applications and frequency response refer to the GREEN section of this Catalog.



GGV



CAV



LHV



BHV



BAV

27 SERIES
25 SERIES
GEO SERIES

For more detailed information on mounting type, special applications and frequency response refer to the GREEN section of this Catalog.



BAH



GGV



BAV



HKF



CAV LAV



BHH

TRANSFORMERS

Filament

Filament Transformers with Multiple Secondary

50/60 CPS

Part No.	Primary Voltage	Secondary Volts	Secondary Amps	Mtg. Type	Mtg. Centers	Dimensions H.	Dimensions W. x D.	Wt. Lbs.
21F53	117	2.5CT 5.0CT	6 3	LAV	2 x 2	3	2 1/2 x 2 1/2	2.5
21F14	117	2.5 or 5 or 6.3	2.5	BAH	2 13/16	2	3 1/4 x 1 3/4	1.5
21F22	117	5 7.5 or 6.3 or 5	3 6	GGV	2 x 2 1/2	3 7/8	3 1/4 x 3 1/4	5.5
21F54	117	5.0CT 5.0CT	3 3	BAV	2 13/16	2 3/4	3 1/4 x 2 1/2	1.7
26F61	117	5.0CT 6.3	3 3.6	BAH	3 5/8	2 1/2	2 1/8 x 4	2.5
21F55	107/117	5.0CT 6.3CT	3 6	GGV	2 1/2 x 2 1/16	3 7/8	3 1/4 x 3 1/4	3.5
21F23	117	5.0CT 6.3CT	6 6	GGV	2 1/4 x 2 1/2	4	3 1/4 x 3 3/8	4.8
21F56	107/117	5.0CT 6.3CT	6 6	GGV	2 1/2 x 2 3/16	3 7/8	3 1/4 x 3 3/8	4.8
21F57	117	5.0CT 7.5CT	3 3.25	GGV	2 1/2 x 1 15/16	3 7/8	3 1/4 x 3 1/4	3
26F63 ★	117	6.3 6.3	3 3	BAV	3 1/8	3	3 5/8 x 2 1/4	2
21F24	117	6.3 6.3 6.3 6.3	3 3 3 3	GGV	2 1/4 x 2 1/2	4	3 1/4 x 3 3/8	5
26F69	117	6.3 6.3	3 6	HKF	2 1/4 x 2 13/16	3 1/4	3 3/8 x 2 7/8	3
21F19	117	10CT 11CT	12 11	CAV	2 1/4 x 2 1/2	3 7/8	2 7/8 x 3 1/8	6
26F64	117	25 ■ 6.3■ 6.3	.320 6 1.2	GGV	2 x 1 3/4	3 1/8	2 5/8 x 2 3/4	3.5

Tube Checker Multi-Tapped Filament Transformer

Part No.	Secondary Volts	Primary Volts	Mtg. Type	Mtg. Centers	Dimensions H.	Dimensions W. x D.
21F30	1.1/1.4/1.5/2.0/2.5/3.0/3.3/5.0/6.3/7.0/7.5/12/25/30/35/50/70/85/110/117	125/115/105	BHH	3 9/16	2 5/8	4 x 2

■ Tapped-off primary winding.
★ 5000 Volts Test

Filament

Filament Tube Chart

Eimac Tubes

Tube Type	Filament Voltage	Filament Current
TETRODES . . . PENTODES		
4-64A	6.0	3.5
4-125A	5.0	6.5
4-250A	5.0	14.5
4-400A	5.0	14.5
4-1000A	7.5	21.0
4 X 150A	6.0	2.6
4 X 150D	26.5	.57
4 X 150G	2.5	6.25
4 X 500A	5.0	13.5
4 E 27A/5-125B	5.0	7.5
TRIODES		
2C39B	6.3	1.025
2C39A	5.0	1.0
3C24	6.3	3.0
3W5000A3	7.5	51.0
3W5000F3	7.5	51.0
3X2500A3	7.5	51.0
3X2500F3	7.5	51.0
3X3000F1	7.5	51.0
25T	6.3	3.0
35T	5.0	4.0
35TG	5.0	4.0
75TL	5.0	6.25
100TH	5.0	6.3
100TL	5.0	6.3
152TH	5.0	12.5
	10.0	6.25
152TL	5.0	12.5
	10.0	6.25
250TH	5.0	10.5
250TL	5.0	10.5
304TH	5.0	25.0
	10.0	12.5
304TL	5.0	25.0
	10.0	12.5
450TH	7.5	12.0
450TL	7.5	12.0
5g2/3-200A3	10.0	5.0
750TL	7.5	21.0
1000T	7.5	15.5
1500T	7.5	24.0

G.E. Electronic Tubes

Tube Type	Filament Voltage	Filament Current
KENOTRONS		
High Vacuum Rectifier Tubes		
GL-2B22	6.3	0.75
GL-2B23	6.3	0.3
2X2-A	2.5	1.75
5R4-GY	5.0	2.0
GL-217-C	10	3.25
GL-3B24	2.5	3
	5.0	3
FP-400	4	2.25
GL-411	10	14.5
GL-836	2.5	5.0
GL-1616	2.5	5.0
GL-1641	5.0	3.0
GL-5741/FP-85-A	10	5.0
GL-8013-A	2.5	5.0
GL-8020	5.0	6.0
GL-9004	6.3	0.15
GL-9006	6.3	0.15
PHANOTRONS		
Gaseous or Mercury-Vapor Rectifier Tubes		
GL-266-B	5.0	30
FG-280	5.0	10
GL-575-A	5.0	10
GL-673	5.0	10
GL-816	2.5	2
GL-857-B	5	30
GL-866-A	2.5	5
GL-869-B	5	19
GL-872-A	5	7.5
GL-5558/FG-32	5.0	4.5
GL-5561/FG-104	5.0	10
GL-8008	5	7.5
PLIOTRONS		
Grid-Controlled High Vacuum Tubes for use as Modulators, Amplifiers, Oscillators		
GL-2C39	6.3	1.1
GL-2C40	6.3	0.75
GL-2C43	6.3	0.9
GL-2E24	6.3	0.65
GL-2E26	6.3	0.80
GL-2E30	6.0	0.65
GL-3C22	6.3	2.0
GL-4C21	10.0	3.25
GL-4D21/4-125A	5.0	6.5
4X150A	6.0	2.6
GL-5C24	10.0	5.2
GL-35T	5.0	4.0
GL-100TH	5.0	6.3
GL-146	10	3.25
GL-152	10	3.25
GL-159	10	9.60
GL-169	10	9.60
GL-203-A	10	3.25
GL-204-A	11	3.85
GL-211	10	3.25
GL-242-C	10	3.25
FP-265	10	5.20
FP-285	10	3.25
4-250A/4D22	5.0	14.5
GL-592	10	5.0
GL-800	7.5	3.25
GL-801-A	7.5	1.25
GL-802	6.3	0.90
GL-803	10	5.00
GL-805	10	3.25
GL-806	5	10.0
GL-807	6.3	0.90
GL-809	6.3	2.50
GL-810	10.0	4.50
GL-811-A	6.3	4.00
GL-812-A	6.3	4.00
GL-813	10.0	5.00
GL-814	10.0	3.25
GL-815	6.3	1.61
GL-826	7.5	4.0
GL-828	10.0	3.25
GL-829-B	6.3	2.25
GL-830-B	10.0	2.0
GL-832-A	6.3	0.8
GL-833-A	10.0	10.0
GL-835	10.0	3.25
GL-837	12.6	0.70
GL-838	10.0	3.25
GL-842	7.5	1.25
GL-843	2.5	2.50
GL-845	10.0	3.25
GL-849	11.0	5.0
GL-954	6.3	0.15
GL-955	6.3	0.15
GL-956	6.3	0.15
GL-957	1.25	0.05
GL-959	1.25	0.05
GL-1603	6.3	0.3
GL-1612	6.3	0.3
GL-1613	6.3	0.70
GL-1614	6.3	0.90
GL-1619	2.5	2.0
GL-1620	6.3	0.3
GL-1621	6.3	0.7
GL-1622	6.3	0.9
GL-1623	6.3	2.5
GL-1624	2.5	2.0
GL-1625	12.6	0.45
GL-1629	12.6	0.15
GL-1633	25	0.15
GL-1851	6.3	0.45
GL-5516	6.0	0.7
GL-5518	6.3	2.50
GL-5588	6.3	2.5
GL-5610	6.3	0.15
GL-5648	6.3	1.1
GL-5654	6.3	0.175
GL-5670	6.3	0.350
GL-5691	6.3	0.6
GL-5692	6.3	0.6
GL-5693	6.3	0.3
GL-5740/FP-54	2.5	0.09
GL-5751	6.3	0.350
GL-5814	6.3	0.350
GL-5824	25	0.3
GL-8000	10	4.5
GL-8005	10	3.25
GL-8025-A	6.3	1.92
GL-9001	6.3	0.15
GL-9002	6.3	0.15
GL-9003	6.3	0.15
THYRATRONS		
Grid-Controlled Gaseous-Discharge Rectifier Tubes		
GL-2D21	6.3	0.6
GL-3C23	2.5	7.0
FG-27-A	5.0	4.5
FG-81-A	2.5	5.0
FG-97	2.5	5.0
FG-98-A	2.5	5.0
FG-105	5.0	10.0
FG-154	5.0	7.0
FG-172	5.0	10.0
FG-178-A	2.5	2.25
GL-393-A	2.5	7.0
GL-414	5.0	20.0
GL-502-A	6.3	0.6
GL-627	2.5	6.0
GL-672-A	5.0	5.0
GL-678	5.0	7.5
GL-884	6.3	0.6
GL-885	2.5	1.4
GL-2050	6.3	0.6
GL-5544	2.5	12
GL-5557/FG-17	2.5	5.0
GL-5559/FG-57	5.0	4.5
GL-5560/FG-95	5.0	4.5
GL-5632	2.5	9
GL-5662	6.3	0.15
GL-5663	6.3	0.150
GL-5720/FG-33	5.0	4.5
GL-5728/FG-67	5.0	4.5
GL-5830/FG-41	5.0	20.0

Westinghouse

Tube Type	Filament Voltage	Filament Current
TRANSMITTING TUBE		
801A	7.5	1.25
807	6.3	.9
807W	6.3	.9
807Y	6.3	.9
810	10	4.5
811A	6.3	4.0
812A	6.3	4.0
813	10	5.0
815	12.6	.8
	6.3	1.6
816	2.5	2.0
829B	6.3	2.25
	12.6	1.125
832A	12.6	.8
	6.3	1.6
866A	2.5	5.00
872A	5.0	7.5
5763	6.00	.75
5933	6.3	.9
6146	6.3	1.25
6159	26.5	.3
THYRATRONS		
WL2D21	6.3	0.6
WL3C23	2.5	7.0
WL33	5.0	4.5
WL41	5.0	20.0
WL81A	2.5	5.0
WL105	5.0	10.0
WL172	5.0	10.0
WL414	5.0	20.0
WL502A	6.3	0.6
KU610	2.5	6.5
WL624	5.0	10.0
KU627	2.5	5.0
KU628	5.0	11.5
WL629	2.5	2.6
WL632B	5.0	5.0
KU636	2.5	7.5
WL672A	5.0	5.0
KU676	5.0	10.0
WL677	5.0	10.0
WL678	5.0	7.5
WL884	6.3	0.6
WL885	2.5	1.5
WL2050	6.3	0.6
WL5557/17	2.5	5.0
WL5559/57	5.0	4.5
WL5664	2.5	6.3
WL5796	2.5	8.5
WL5683	2.5	6.3
WL5684	2.5	9.0

27 SERIES
25 SERIES
GEO SERIES

For more detailed information on mounting type, special applications and frequency response refer to the GREEN section of this Catalog.



BAH



FGV



BAV



GGV



KTV



PUV

TRANSFORMERS Modulation

Plate Modulation

Part No.	Impedance In Ohms	M.A.D.C. Pri.	M.A.D.C. Sec.	Typical Output Tubes	Class	Max. Watts	Mtg. Type	Mtg. Centers	Dimensions H.	Dimensions W. x D.	Wt. Lbs.
21M50	Pri. 10,000CT Sec. 4,750	30	30	Sgl. 6K6, 6V6	A	3	BAH	2	1 3/8	2 3/8 x 1 1/4	.5
21M59	Pri. 10,000CT Sec. 4000	32	50	Sgl. 37,38,41,1G5, 6K6,19,1G6,1J6, 6E6, 6G6, 6Z7 P.P. 30/49/1H4	A B	5	BAH	2 3/8	1 5/8	1 5/8 x 2 7/8	.75
21M52	Pri. 10,000CT Sec.3,000/3,750/ 4,500	80	80	Sgl. 6L6, 6F6, 6N7 P.P.6V6, 6K6,6BK5	A	10	FGV	2 3/8	2 3/8	2 7/8 x 2 1/8	1.5
21M63	Pri. 4500 Sec. 8500	60	50	Sgl. 6L6, HY69 #Sgl.6B5,6F6,6N6	A	10	BAH	2 13/16	2	3 1/4 x 2	1.25
21M53	Pri. 10,000CT Sec.3,000/3,750/ 4,500	80	80	Sgl. 6L6,6F6,6N7 P.P. 6V6,6K6,6BK5	A	10	BAH	2 7/8	2	2 x 3 1/8	1.25
21M68	Pri. 10,000CT Sec.4,000/5,000/ 7,500/10,000/ 12,000	70	60	Sgl. 6L6,6F6,6N7 P.P.6V6,6K6,6BK5	A	10	BAV	2 3/8	2 1/4	2 7/8 x 2 1/8	1.5
21M54	Pri. 6,600CT Sec.4,000	100	100	P.P.2A3, 801A 6A5, 6B4, 6L6	AB	25	GGV	2 x 2	3 1/8	2 5/8 x 2 7/8	3.25
21M67	Pri. 10,000CT Sec.3,000/5,000/ 6,500/8,000	100	100	Sgl. 6A6, 6N7 P.P.2A3, 6F6, 6V6	B AB2	25	GGV	2 x 1 7/8	3 1/8	2 5/8 x 2 3/4	2.8
21M56	Pri. 10,000CT Sec. 3,750/6,600	100	200	P.P. 800,801A P.P. HK24	AB AB	75	GGV	3 x 2 1/2	3 7/8	3 1/4 x 4 1/4	6.75
21M58	Pri. 15,000CT Sec. 6,250	200	200	P.P. 800,RK-18,RK-30 HK-354	AB	100	KTV	4 1/8 x 3 1/2	5 5/8	4 5/8 x 5 3/4	13
21M69	Pri. 9000/6900CT Sec. 6250/5000/ 4000/3300	200	300	P.P.RK-12,HY25, 35T,HY40Z,T40, TZ40,100TL,HK354, 756, 809, 830B	B	175	GTV	3 x 3 13/16	4 3/4	4 x 6 1/4	11.5
25M78*	Pri. 7500CT Sec. 5,000	250	250	203A, 838, 805	AB	250	TSV-10	4 1/4 x 6	7 1/16	6 1/8 x 6 1/2	25
25M76##	Pri.9,000/6,700CT Sec.4,000/6,000/ 8,000	350	350	203A,805,75TL, 203Z	B	350	TYV-10	4 1/4 x 6	7 1/16	6 1/8 x 6 1/2	22
25M79*	Pri.11,000CT Sec. 5,500	400	400	833-A	B	500	PUV	4 1/4 x 11 1/2	9 5/8	7 9/16 x 12	105
25M77##	Pri.18,000/ 12,000CT Sec. 6,250	500	500	810, 822, 4-250A	B	700	PUH	4 3/4 x 6 7/8	7	7 1/2 x 7 13/16	43
25M80*	Pri. 9,000CT Sec. 7,500	500	500	833-A	B	1000	PUH	7 1/2x11 13/16	12 3/4	10 3/8x 11 1/2	175

Line Modulation

Part No.	Impedance In Ohms	M.A.D.C. Pri.	M.A.D.C. Sec.	Typical Output Tubes	Max. Watts	Mtg. Type	Mtg. Centers	Dimensions H.	Dimensions W. x D.	Wt. Lbs.
21M66	Pri. 500 Sec. 5,000 to 10,000	210	200	Line	50	KTV	3 3/4 x 3 1/4	5 1/4	4 1/8 x 5 1/8	11

Multi-Match Modulation

UNIVERSAL MODULATION TRANSFORMERS TO MATCH ANY CLASS B PLATE LOAD FROM 2000 TO 20000 OHMS TO ANY CLASS C LOAD FROM 2000 TO 20000 OHMS

Part No.	M.A.D.C. Primary	M.A.D.C. Secondary	Maximum Watts	Mtg. Type	Mtg. Centers	Dimensions H.	Dimensions W. x D.	Wt. Lbs.
21M60	50	100	15	KTV	2 1/8 x 2 1/2	4	2 7/8 x 3 5/8	3.75
21M60A	50	100	15	GTV	1 3/4 x 2	3 1/8	2 5/8 x 2 5/8	2
21M71	150	150	30	GTV	2 1/4 x 2 1/2	4	3 1/4 x 3 1/2	4.2
21M61	125	250	60	PUV	2 5/8 x 1 3/4	4	3 1/8 x 4 7/8	8.75
21M61A	125	250	60	GGV	2 3/4 x 2 1/2	3 7/8	3 1/4 x 4	6.5
21M62	210	320	125	PUV	6 1/8 x 2 1/4	5 1/4	4 1/8 x 6 5/8	16.75
21M62A	210	320	125	GGV	3 1/4 x 3 1/2	5 1/4	4 3/8 x 4 3/4	15
21M72	225	225	125	GTV	3 x 3 5/16	4 3/4	4 x 4 1/2	9.5

\# Secondary used as primary.
Frequency response 1 DB from 200 to 3500 CPS.
* Frequency response 1 DB from 30 to 15000 CPS.

SEE FOLLOWING PAGE FOR DETAILED INFORMATION ON MULTI-MATCH MODULATION TRANSFORMERS.

Multi-Match and Universal Modulation Transformers

Through the use of Multi-Match and Universal Modulation transformers, it is possible to match any class B plate to plate load from 2000 to 20,000 ohms to any class C load of from 2000 to 20,000 ohms. The Multi-Match types have plug-in-jack terminals to enable the user to quickly obtain the correct turns ratio.

HOW TO DETERMINE THE CORRECT TRANSFORMER CONNECTIONS

In order to determine the correct transformer connections, it is first necessary to know the class C load and the plate to plate load to which it is to be matched. From these two values, the turns ratio may be determined by means of the curve (Fig. 1).

The use of the curve is as follows: Extend a vertical line from the "Class B Plate to Plate Load" line to the curve shown for the correct class C load. A horizontal line drawn from this point to the ordinate of the curve marked "Turns Ratio Primary to Secondary" gives the correct turns ratio.

EXAMPLE: To match a 10,000 ohm class B plate to plate load to a 5000 ohm class C load.

To determine the correct ratio: Draw a line vertically from "10,000 ohms" at the bottom of the chart to point "O", which is the intersection of the 10,000 ohm line and the class C curve marked "5000 ohms." Draw a horizontal line from this point to the "Turns Ratio" line on the left. The turns ratio of the modulation transformer from the total primary to the secondary is shown as 1.41 to 1. The nearest lower ratio available on the transformer is 1.4. This one should be used.

When the class C load is an odd value not covered by one of the curves, it may be interpolated between two of the curves.

EXAMPLE: To match a 6800 ohm plate to plate load to a 5500 ohm class C load.

To determine the correct ratio: Draw a line vertically from 6800 ohms on the "Plate to Plate Load" line to a point midway between the 5000 and the 6000 ohm class C curves. The correct ratio is 1.12 and the nearest lower ratio is 1.035, which is the one which should be used for this connection.

Since only part of the winding is used for some combinations, the maximum allowable value of plate to plate load is necessarily limited. This maximum value is shown in the last column of the table and should not be exceeded.

Care should be taken that the D.C. secondary current does not exceed the maximum rating of the transformer. A parallel connected secondary will carry twice the current of a series connection, and in the event that the class C current is greater than the allowable current of the series connection, a parallel connection must be used.

Whenever the exact ratio cannot be secured, the next lower ratio should be used. This reflects a lower value of plate to plate load, across which the modulator power is more easily developed. If a plate to plate load higher than normal is used, maximum audio power cannot be developed, and if the grids are driven harder so that the class B current increases to the normal value, serious distortion will result. With a plate to plate load slightly lower than normal, the efficiency is somewhat reduced for a given output; however, for speech, the plate dissipation is below normal and the slight decrease in efficiency will in no way cause the plate dissipation to be exceeded.

AT NO TIME SHOULD THE CLASS B MODULATORS BE OPERATED WITHOUT A LOAD. If CW operation is desired with a transmitter which normally incorporates a modulator, the secondary of the modulation transformer must be shorted.

For speech operation, the average modulator plate current is approximately one-half the sine wave value specified by the tube manufacturer.

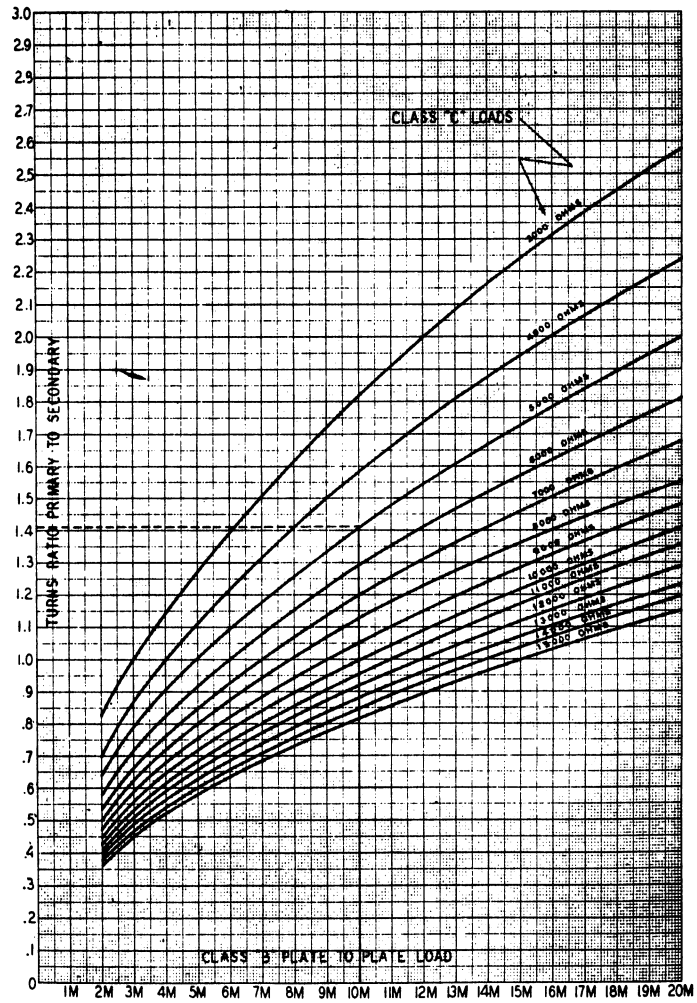

Fig. 1

27 SERIES
25 SERIES
GEO SERIES

For more detailed information on mounting type, special applications and frequency response refer to the GREEN section of this Catalog.

TRANSFORMERS

Plate

Single High Voltage Plate Supply

PRIMARY 115/230 VOLT 50/60 CYCLE — STATIC SHIELDED

Secondary voltage may be changed by a primary tap. Either of the given voltages are available.



GGV

Part No.	Secondary A.C.Volts	MADC	Mtg. Type	Mtg. Centers	Dimensions H.	Dimensions W. x D.	Wt. Lbs.
21P73 ●	415-0-415	200	GGV	2 1/2 x 2 3/16	4	3 1/4 x 3 7/16	5
21P76 ●	515-0-515	235	GGV	2 3/4 x 2 15/16	4 5/16	3 5/8 x 4 1/8	7
21P89 ●	550-0-550	175	GGV	3 x 2 1/2	3 7/8	3 1/4 x 4 1/4	6.5
21P78 ●	600-500-0-500-600	250	GGV	3 x 3 3/8	4 3/4	4 x 4	9.5
21P80 ●	665-0-665	250	GGV	3 x 3 3/16	4 3/4	4 x 4 3/8	9.6
21P84 ●	750-0-750	265	GGV	3 x 3 11/16	4 3/4	4 x 4 7/8	11.5
21P85	855-0-855 731-0-731	300	PUV	6 3/8 x 2 1/4	5 1/4	4 1/8 x 6 7/8	19
21P87 ●	835-0-835 656-0-656	220	GGV	3 3/8 x 3	4 5/8	3 7/8 x 4 1/2	10
21P86 ●	920-0-920	250	GGV	3 x 3 13/16	4 3/4	4 x 5	12
21P83	1560-0-1560 1250-0-1250	200	PUV	7 5/8 x 2 3/4	6	4 3/4 x 8 1/2	33
21P81	1560-0-1560 1265-0-1265	300	PUV	10 1/8 x 3 1/8	6 7/8	5 3/8 x 11	57
21P82	2100-0-2100 1600-0-1600	220	PUV	10 1/8 x 3 1/8	6 7/8	5 3/8 x 11	58

Single or Multiple Plate Supply — Common Center Tap

PRIMARY 115/230 VOLT 50/60 CYCLE STATIC SHIELDED

These plate transformers have a multitude of applications including induction heating, electronics control equipment, commercial and amateur transmission. They are conservatively designed and rated, and are amply insulated to provide the ultimate in reliability. Temperature rise is 40 to 50°C full load CCS duty. Under ICAS (approximately 1.35 times the rated MADC @ 15 minutes on and 15 minutes off) the temperature rise is also 40 to 50°C.



PUV



TTV

Part No.	Secondary AC Voltage	MADC	Mtg. Type	Mtg. Centers	Dimensions H.	Dimensions W. x D.	Wt. Lbs.
25P82	675-0-675 575-0-575	250	TTV	2 1/2 x 4 3/4	5 5/16	4 1/2 x 5 1/4	12
25P83	900-0-900 735-0-735	250	TTV	2 1/2 x 4 3/4	5 5/16	4 1/2 x 5 1/4	12
21P93 ●	1075-0-1075 500-0-500	95 125	GGV	3 x 3 5/8	4 5/8	3 7/8 x 4 3/4	10
25P84	1150-0-1150 870-0-870	250	PUH	4 3/4 x 5 1/2	7	6 5/16 x 7 1/2	37
21P91	1200-0-1200 900-0-900	110 150	PUV	6 7/8 x 2 1/4	5 1/4	4 1/8 x 7 3/8	22
25P85	1425-0-1425 600-0-600	150 200	TTV	3 1/2 x 5 3/8	6 1/16	5 1/16 x 5 7/8	26
25P86	1710-0-1710 1430-0-1430	300	PUH	6 11/16 x 4 3/4	7	7 1/2 x 7 1/2	43
21P79	1875-0-1875 1560-0-1560	400	PUV	10 1/8 x 3 1/8	6 7/8	5 5/8 x 11	60
25P87	2820-0-2820 2260-0-2260	300	PUH	5 1/2 x 6	8 1/2	8 1/4 x 8 7/8	71
25P88	2900-0-2900	500	PUV	12 3/8 x 4 1/4	9 5/8	7 5/8 x 13 1/2	95
21P77	3000-0-3000 2450-0-2450	300	PUV	10 1/8 x 3 1/8	9	6 3/8 x 11	70
21P96	3080-0-3080 2480-0-2480	500	JUV	6 1/2 x 5 3/4	9 7/8	6 3/4 x 8 1/2	63
21P75	3000-0-3000 2400-0-2400 1500-0-1500	500	PUV	12 3/8 x 4 1/4	9 5/8	7 5/8 x 13 1/2	90
25P89	3450-0-3450 2850-0-2850	500	PUH	8 1/4 x 7 1/2	10 1/2	10 1/4 x 11 1/2	137
25P90	4600-0-4600 4060-0-4060 3400-0-3400	600	PUH	8 7/8 x 9	12 3/4	10 3/8 x 13 13/16	150

● Primary 117 Volt 50/60 cycle.

Plate

Plate Transformers For Mercury Vapor Rectifiers

PRIMARY 117 VOLT 50/60 CYCLE

Part No.	Secondary AC Voltage	MADC	Mtg. Type	Mtg. Centers	Dimensions H.	Dimensions W. x D.	Wt. Lbs.
21P88	1200-0-1200	225	GGV-2	3 x 4 1/16	4 3/4	4 x 5 1/8	13
21P90	1200-0-1200	325	GGV-2	3 1/2 x 5 1/8	5 3/8	4 5/8 x 6 5/8	22.2
21P92	1475-0-1475	250	GGV-2	3 1/2 x 5	5 3/8	4 5/8 x 6 1/2	22.3
21P94	1790-0-1790	225	GGV-2	3 5/8 x 5	6	4 1/2 x 6 5/8	24
21P95	2065-0-2065	200	GGV-2	3 5/8 x 5 1/8	6	4 1/2 x 6 3/4	25



GGV - 2

Plate Testing Transformer

PRIMARY 117 VOLT 60 CYCLE — STATIC SHIELDED

This unit is suitable for use for half-wave power supplies, high voltage testing, high voltage demonstration and displays, dielectric air filtering and many other high voltage applications. The 24P79 has a maximum short circuited secondary current of 40 M.A. This current limiting feature has been accomplised by closed core double magnetic circuit.

Part No.	Secondary A.C. Volts	Mtg. Type	Mtg. Centers	Dimensions H.	Dimensions W. x D.	Wt. Lbs.
24P79	25000 OPEN CIRCUIT	CTV	3 1/2 x 4 1/2	14	6 3/8 x 8 1/2	42

27 SERIES
25 SERIES
GEO SERIES

For more detailed information on mounting type, special applications and frequency response refer to the GREEN section of this Catalog.

TRANSFORMERS

Power

260 Volt Power Transformers

PROVIDES APPROXIMATELY 260 VOLTS TO CONDENSER INPUT FILTER. PRIMARY 117 VOLT 50/60 CYCLE

Part No.	Plate Supply Volts	Plate Supply MADC	Rect. Fil. Volts	Rect. Fil. Amps	Other Fil. Volts	Other Fil. Amps	Mtg. Type	Mtg. Centers	Dimensions H.	Dimensions W. x D.	Wt. Lbs.
27R65	225-0-225	40	5	2	6.3CT	2	HA	2 11/64 x 1 55/64	4 1/4	2 5/8 x 3 1/16	3.25
25R01	225-0-225	40	5	2	6.3CT	2	TAV	3 1/8 x 2	3 1/2	2 7/8 x 3 1/2	3.25
26R63	225-0-225	90	5	2	6.3	5.15	AGF	2 1/4 x 2 13/16	3 3/4	2 13/16 x 3 3/8	4.5
25R23	225-0-225	40	5	2	6.3CT	2	TTV	3 1/8 x 2	3 1/2	2 7/8 x 3 1/2	3.25
24R00	240-0-240	40	5	2	6.3CT	2	AGF	2 x 2 1/2	2 5/8	3 x 2 1/2	2
24R00U	240-0-240	40	5	2	6.3CT	2	GGV	1 5/8 x 2	3 1/8	2 5/8 x 2 5/8	2
24R19	240-0-240	55	5	2	6.3CT	2	AGF	2 x 2 1/2	2 3/4	2 1/2 x 3	2.5
24R19U	240-0-240	55	5	2	6.3CT	2	GGV	2 x 1 11/16	3 1/8	2 5/8 x 2 3/4	2.5
22R00	250-0-250	40	5	2	6.3CT	2	AGF	2 x 2 1/2	2 1/2	3 x 2 1/2	2
24R09	250-0-250	70	5	2	6.3CT	2.5	AGF	2 x 2 1/2	3 1/8	3 x 2 1/2	3.2
24R09U	250-0-250	70	5	2	6.3CT	2.5	GGV	2 x 2 1/16	3 1/8	2 5/8 x 3 1/8	3.2
24R13	260-0-260	90	5	2	6.3CT	3	AGF	2 1/2 x 2 13/16	3 5/8	2 7/8 x 3 1/8	4
24R13U	260-0-260	90	5	2	6.3CT	3	GGV	2 1/4 x 2 1/4	3 1/2	3 x 3 5/8	4
26R36	260-0-260	150	5	5	6.3	5	AGF	2 1/2 x 3 1/8	3 3/4	3 1/8 x 3 3/4	4.25
26R52	260-0-260	380	5CT	6	12.6CT	6.4	GGV-1	3 x 5 1/2	6	3 3/4 x 5 1/2	11.0
26R48	265-0-265	228	5	3	12.6CT	5.5	AGF	2 1/2 x 3 1/8	3 7/8	3 1/8 x 3 3/4	5
26R59	265-0-265	300	5	6	12.6CT	6	GGV-1	3 x 5 1/2	6	3 3/4 x 5 1/2	11.0
26R47	268-0-268	260	5	3	6.3	10.5	AGF	2 11/16 x 3 5/16	3	3 1/8 x 3 3/4	5
26R53	268-0-268	260	5	3	6.3	8	GGV	2 3/4 x 2 15/16	4 3/16	3 7/16 x 4	6.25
27R66	270-0-270	55	5	2	6.3CT	2	HA	2 11/64 x 1 55/64	4 1/4	2 5/8 x 3 1/16	3.5
25R02	270-0-270	55	5	2	6.3CT	2	TAV	2 x 3 1/8	3 1/2	2 7/8 x 3 1/2	3.5
25R24	270-0-270	55	5	2	6.3CT	2	TTV	2 x 3 1/8	3 1/2	2 7/8 x 3 1/2	3.5
24R20	270-0-270	120	5	3	6.3CT	3.5	AGF	2 1/2 x 3 1/8	3 1/2	3 1/8 x 3 3/4	5
24R20U	270-0-270	120	5	3	6.3CT	3.5	GGV	2 1/2 x 2 3/16	3 7/8	3 1/4 x 3 1/2	5
26R44	270-0-270	200	5	3	6.3	8.5	AGF	2 11/16 x 3 5/16	4 1/4	3 1/8 x 3 3/4	6.25
26R49	270-0-270	200	5	3	12.6CT	4.5	AGF	2 1/2 x 3 1/8	3 5/8	3 1/8 x 3 3/4	5
22R01	275-0-275	50	5	2	6.3CT	2.5	AGF	2 x 2 1/2	2 1/2	3 x 2 1/2	2.25
22R30	275-0-275	50	5	2	6.3CT	2.5	GGV	2 x 2 1/4	3 1/8	2 5/8 x 3 1/8	2.25
26R43	275-0-275	275	5	3	12.6CT	6	GGV	2 1/2 x 3 1/8	3 7/8	3 7/16 x 4 3/8	7
26R56	275-0-275	310	5CT	3	6.3	12.6	AGF	3 5/16 x 4 1/16	5	3 3/4 x 4 1/2	8.25
26R58	276-0-276	315	5	6	6.3	11.5	AGF	3 3/16 x 4 1/16	5	3 3/4 x 4 1/2	8.25



AGF



GGV



GGV-1

Power Transformers

CHOKE INPUT FILTER, VR-TUBE REGULATED SUPPLY, SPEAKER FIELD FOR FILTER SUPPLIES, OR CONDENSER INPUT FILTER, PRIMARY 117 VOLT 50/60 CYCLE

Part No.	Plate Supply Volts	Plate Supply MADC	Rect. Fil. Volts	Rect. Fil. Amps	Other Fil. Volts	Other Fil. Amps	Mtg. Type	Mtg. Centers	Dimensions H.	Dimensions W. x D.	Wt. Lbs.
26R61	282-0-282	240	5	3	6.3	8.7	AGF	3 3/16 x 4 1/16	4 1/4	3 3/4 x 4 1/2	6.5
26R40	292-0-292	285	5	3	6.3	8.5	AGF	2 3/4 x 3 7/16	4 3/8	3 1/2 x 4 1/8	7.3
27R67	300-0-300	60	5	2	6.3CT	3	JA	2 5/8 x 2 1/8	4 7/8	3 1/16 x 3 9/16	4.5
25R03	300-0-300	60	5	2	6.3CT	3	TAV	2 1/4 x 3 1/2	3 7/8	3 1/4 x 4	4.5
25R26	300-0-300	60	5	2	6.3CT	3	TTV	2 1/4 x 3 1/2	3 7/8	3 1/4 x 4	4.5
24R21	300-0-300	70	5	3	6.3CT	3	AGF	2 1/4 x 2 13/16	3 1/4	2 13/16 x 3 3/8	4
24R21U	300-0-300	70	5	3	6.3CT	3	GGV	2 1/4 x 2 3/16	3 5/8	3 x 3 1/4	4
22R02	300-0-300	70	5	2	6.3CT	3	AGF	2 x 2 1/2	3 1/8	2 1/2 x 3	2.75
22R04	300-0-300	90	5	2	6.3CT	3.5	AGF	2 1/4 x 2 7/8	3 1/4	2 13/16 x 3 3/8	3
22R05	300-0-300	120	5	3	6.3CT	5	AGF	2 1/2 x 3 1/8	3 5/8	3 1/8 x 3 3/4	4.25
22R05U	300-0-300	120	5	3	6.3CT	5	GGV	2 1/2 x 2 9/16	3 7/8	3 1/4 x 3 3/4	4.25
26R71	300-0-300	230	5	3	6.3	9	AGF	2 3/4 x 3 7/16	4 1/4	3 7/16 x 4 1/8	8
24R01	325-0-325	40	5	2	6.3CT	2	AGF	2 x 2 1/2	2 7/8	3 x 2 1/2	2.5
24R01U	325-0-325	40	5	2	6.3CT	2	GGV	2 x 1 3/4	3 1/8	2 5/8 x 2 5/8	2.5
24R08	325-0-325	55	5	2	6.3CT	2	AGF	2 x 2 1/2	3 1/8	3 x 2 1/2	3.2
24R17	325-0-325	70	5	3	6.3	3.5	AGF	2 x 2 1/2	3 3/8	3 x 2 1/2	3.2
22R06	325-0-325	150	5	3	6.3CT	5	AGF	2 1/2 x 3 1/8	4 1/8	3 1/8 x 3 3/4	5.5
26R45	328-0-328	270	5	3	12.6CT	5.25	GGV-1	3 x 4 7/16	4 5/8	3 3/4 x 4 13/16	8
27R69	330-0-330	85	5	2	6.3CT	3	JA	2 5/8 x 2 1/8	4 7/8	3 1/16 x 3 9/16	6
25R05	330-0-330	85	5	2	6.3CT	3	TAV	2 3/4 x 3 7/8	4 1/4	3 5/8 x 4 7/16	6
25R28	330-0-330	85	5	2	6.3CT	3	TTV	2 3/4 x 3 7/8	4 1/4	3 5/8 x 4 7/16	6
27R68	335-0-335	70	5	2	6.3CT	3	JA	2 5/8 x 2 1/8	4 7/8	3 1/16 x 3 9/16	4 1/2
25R04	335-0-335	70	5	2	6.3CT	3	TAV	2 1/4 x 3 1/2	3 7/8	3 1/4 x 4	4.5
25R27	335-0-335	70	5	2	6.3CT	3	TTV	2 1/4 x 3 1/2	3 7/8	3 1/4 x 4	4.5
24R23#	337-0-337	200	5CT	3	6.3CT	5	GGV	3 x 3 5/16	4 3/4	4 x 4 1/4	9.5
27R70	345-0-345	105	5	2	6.3CT	5	KA	3 x 2 7/16	5 1/4	3 3/8 x 3 15/16	6.5
25R06	345-0-345	105	5	2	6.3CT	5	TAV	2 3/4 x 3 7/8	4 1/4	3 5/8 x 4 7/16	6.5
25R29	345-0-345	105	5	2	6.3CT	5	TTV	2 3/4 x 3 7/8	4 1/4	3 5/8 x 4 7/16	6.5

Primary voltage 107/117 Volts 50/60 CPS

CONTINUED ON NEXT PAGE

Power Transformers

CHOKE INPUT FILTER, VR-TUBE REGULATED SUPPLY, SPEAKER FIELD FOR FILTER SUPPLIES, OR CONDENSER INPUT FILTER, PRIMARY 117 VOLT 50/60 CYCLE (Continued)

Part No.	Plate Supply Volts	Plate Supply MADC	Rect. Fil. Volts	Rect. Fil. Amps	Other Fil. Volts	Other Fil. Amps	Mtg. Type	Mtg. Centers	Dimensions H.	Dimensions W. x D.	Wt. Lbs.
25R07	350-0-350	30	5	2	6.3CT	2	TAV	2 x 3 1/8	3 1/2	2 7/8 x 3 1/2	3.25
25R30	350-0-350	30	5	2	6.3CT	2	TTV	2 x 3 1/8	3 1/2	2 7/8 x 3 1/2	3.25
27R75	350-0-350	55##	5	2	6.3CT	2	HA	2 19/64 x 1 55/64	4 1/4	2 5/8 x 3 1/16	3 1/4
24R02	350-0-350	70	5	2	6.3CT	2.5	AGF	2 1/4 x 2 7/8	3 5/8	2 7/8 x 3 3/8	3.8
24R02U	350-0-350	70	5	2	6.3CT	2.5	AGF	2 1/4 x 2 7/8	3 5/8	2 7/8 x 3 1/2	3.8
27R61	350-0-350	70	5	3	6.3CT	3	JA	2 5/8 x 2 1/8	4 7/8	3 1/16 x 3 9/16	4.5
22R16	350-0-350	85	5	2	6.3CT	2.25	WAV	3 1/8 x 3 5/8	4 7/8	3 3/4 x 4 1/4	7.2
24R40	350-0-350	90	5	2	6.3CT	3	AGF	2 1/4 x 2 13/16	3 3/4	2 13/16 x 3 3/8	4.5
24R40U	350-0-350	90	5	2	6.3CT	3	GGV	2 1/4 x 2 3/8	3 5/8	3 x 3 5/8	4.5
24R04	350-0-350	90	5	3	6.3CT	3.5	AGF	2 1/4 x 2 7/8	4	2 7/8 x 3 3/8	4.5
24R04U	350-0-350	90	5	3	6.3CT	3.5	GGV	2 1/4 x 2 5/8	3 1/2	2 7/8 x 3 7/8	4.5
24R05	350-0-350	120	5	3	6.3CT	4.7	AGF	2 1/2 x 3 1/8	4 1/8	3 1/8 x 3 3/4	5.75
24R05U	350-0-350	120	5	3	6.3CT	4.7	GGV	2 3/4 x 2 1/2	3 7/8	3 1/4 x 4	5.75
24R18	350-0-350	150	5	3	6.3	6.5	GGV	2 1/2 x 2 7/8	3 7/8	3 1/4 x 4 1/8	6
22R07	350-0-350	200	5	3	6.3CT	6	AGF	3 x 3 3/4	3 7/8	3 3/4 x 4 1/2	7.5
22R31	360-0-360	80	5	2	6.3CT	2.5	GGV	2 x 2 3/4	3 1/8	2 9/16 x 4	4
24R22	360-0-360	120	5	3	6.3CT	3.5	AGF	2 1/2 x 3 1/8	3 3/4	3 1/8 x 3 3/4	5.5
24R22U	360-0-360	120	5	3	6.3CT	3.5	GGV	2 1/2 x 2 7/16	3 7/8	3 1/4 x 3 3/4	5.5
26R23	360-0-360	180	5	3	6.3	9	AGF	2 3/4 x 3 1/2	4 1/4	3 1/2 x 4 1/8	8
26R22	360-0-360	180	5CT	3	6.3	9	ARF	2 3/4 x 3 1/2	4 1/4	3 1/2 x 4 1/8	8
24R24	370-0-370	275	5CT	3	6.3CT	7	AGF	3 x 3 3/4	4 1/4	3 3/4 x 4 1/2	9.5
27R71	375-0-375	120	5	3	6.3CT	4	KA	3 x 2 7/16	5 1/4	3 3/8 x 3 15/16	9.5
25R08	375-0-375	120	5	3	6.3CT	4	TAV	2 1/2 x 4 3/4	5 5/16	4 1/2 x 5 1/4	9.5
25R31	375-0-375	120	5	3	6.3CT	4	TTV	2 1/2 x 4 3/4	5 5/16	4 1/2 x 5 1/4	9.5
24R06	375-0-375	150	5	3	6.3CT	4.7	AGF	2 3/4 x 3 1/2	3 7/8	3 1/2 x 4 1/8	6.25
24R06U	375-0-375	150	5	3	6.3CT	4.7	GGV	2 3/4 x 2 7/8	4 1/4	3 1/2 x 4	6.25
22R17	375-0-375	160	5	3	6.3CT	3.5	WAV	3 3/4 x 4 5/8	5 3/4	4 5/8 x 5 3/8	12.25
22R33	375-0-375	160	5	3	6.3CT	5	GGV	2 7/8 x 3	4 5/8	3 7/8 x 4	7.5
26R97	380-0-380	180	5	3	6.3	9	AGF	2 3/4 x 3 7/16	5 1/2	3 7/16 x 4 1/8	9.75
26R51	281-0-281	250	5	3	6.3	9	LGH	2 3/8 x 2 1/2	4	3 7/16 x 4 1/8	6.25
22R34	385-0-385	225	5	3	6.3	5	GGV	3 x 3 5/8	4 5/8	3 7/8 x 4 3/16	11.2
24R26	400-0-400	175	5	3	6.3	4.5	AGF	3 x 3 3/4	3 7/8	3 3/4 x 4 1/2	8
24R26U	400-0-400	175	5	3	6.3	4.5	GGV	3 x 2 13/16	4 3/4	4 x 4	8
24R07	400-0-400	200	5	3	6.3CT	5	AGF	3 x 3 3/4	4 1/2	3 3/4 x 4 1/2	9.25
24R07U	400-0-400	200	5	3	6.3CT	5	GGV	3 x 3 3/8	4 5/8	3 7/8 x 4 1/2	9.5
24R03	400-0-400	250	5	4	6.3CT	5	GGV	3 x 3 5/16	4 3/4	4 x 4 1/2	10
22R35	400-0-400	340	5	6	6.3CT	7	GGV	3 x 4	4 5/8	3 7/8 x 5 1/4	12.5
27R76	425-0-425	70##	5	2	6.3CT	3	JA	2 5/8 x 2 1/8	4 7/8	3 1/16 x 3 9/16	4.5
25R12	425-0-425	40	5	2	6.3CT	3	TAV	2 1/4 x 3 1/2	3 7/8	3 1/4 x 4	4.5
25R35	425-0-425	40	5	2	6.3CT	3	TTV	2 1/4 x 3 1/2	3 7/8	3 1/4 x 4	4.5
25R13	440-0-440	50	5	2	6.3CT	3	TAV	2 3/4 x 3 7/8	4 1/4	3 5/8 x 4 7/16	6
25R36	440-0-440	50	5	2	6.3CT	3	TTV	2 3/4 x 3 7/8	4 1/4	3 5/8 x 4 7/16	7
27R77	440-0-440	85##	5	2	6.3CT	3	JA	2 5/8 x 2 1/8	4 7/8	3 1/16 x 3 9/16	6
24R25	440-0-440	130	5	3	6.3CT	3.5	GGV	2 3/4 x 2 13/16	4 1/4	3 1/2 x 3 1/8	7
25R16	450-0-450	60	5	2	6.3CT	3.4	TAV	2 3/4 x 3 7/8	4 1/4	3 5/8 x 4 7/16	6.5
25R37	450-0-450	60	5	2	6.3CT	3.4	TTV	2 3/4 x 3 7/8	4 1/4	3 5/8 x 4 7/16	6.5
27R78	450-0-450	105##	5	2	6.3CT	3.5	KA	3 x 2 7/16	5 1/4	3 3/8 x 3 15/16	6.5
25R17	500-0-500	70	5	3	6.3CT	4	TAV	2 1/2 x 4 3/4	5 5/16	4 1/2 x 5 1/4	9.5
25R38	500-0-500	70	5	3	6.3CT	4	TTV	2 1/2 x 4 3/4	5 5/16	4 1/2 x 5 1/4	9.5
27R79	500-0-500	120##	5	3	6.3CT	4	KA	3 x 2 7/16	5 1/4	3 3/8 x 3 15/16	9.5
22R36	600-0-600	200	5	3	6.3	5	GGV	3 x 3 3/8	4 5/8	3 7/8 x 4 1/2	9.5

27 SERIES
25 SERIES
GEO SERIES

For more detailed information on mounting type, special applications and frequency response refer to the GREEN section of this Catalog.



AGF



WAV

Power Transformers (Primary 105/115/125 Volts 54-66 CPS.)

Part No.	Plate Supply Volts	Plate Supply MADC	Rect. Fil. Volts	Rect. Fil. Amps	Other Fil. Volts	Other Fil. Amps	Mtg. Type	Mtg. Centers	Dimensions H.	Dimensions W. x D.	Wt. Lbs.
27R86	200-100-0-100-200	70	6.3/5	2	6.3	3	HA	2 19/64 x 1 55/64	4 1/4	2 5/8 x 3 1/16	4
27R87	325-0-325	70	6.3/5	2	6.3	4	JB	2 5/8 x 2 1/8	3 7/8	3 1/16 x 3 9/16	5
27R88	325-0-325	150	5	3	6.3	5	KB	3 x 2 7/16	4 5/16	3 3/8 x 3 15/16	7.25
27R91	350-0-350	250					KB	3 x 2 7/16	4 5/16	3 3/8 x 3 15/16	7.25
27R89	400-0-400	175	5	3	6.3	8	LB	3 5/16 x 2 11/16	4 1/2	3 11/16 x 4 5/16	10
27R90	450-0-450	250	5	3	6.3	8	MB	3 x 3 11/16	4 15/16	4 x 4 11/16	13
27R92	550-0-550	250					LB	3 5/16 x 2 11/16	4 1/2	3 11/16 x 4 5/16	11
27R93	800-0-800	250					NB	4 1/16 x 3 5/16	5 1/2	4 5/16 x 5 1/16	16 1/2

Choke input filter.



ARF

27 SERIES
25 SERIES
GEO SERIES

For more detailed information on mounting type, special applications and frequency response refer to the GREEN section of this Catalog.



BGV



BAV



BAH



AGF



GGV



ARF

TRANSFORMERS

Power

Power Transformers

FOR USE WITH 6AX5, 6X4, 6X5 OR SELENIUM RECTIFIERS.
PRIMARY 117 VOLT 50-60 CPS

Part No.	Plate Supply Volts	Plate Supply MADC	Rectifier Fil. Volts	Rectifier Fil. Amps	Other Fil. Volts	Other Fil. Amps	Mtg. Type	Mtg. Centers	Dimensions H.	Dimensions W. x D.	Wt. Lbs.
26R32	117 (1/2 wave)	20			6.3CT	0.7	BGV	2	2	1 5/8 x 2 1/2	.75
26R37	125 (1/2 wave)	15			6.3	0.6	BAV	2	2	2 3/8 x 1 3/8	.7
26R38	125 (1/2 wave)	50			6.3	2.0	BAH	3 1/8	2 1/4	3 1/4 x 2 1/8	1.5
22R12	150 (1/2 wave)	50			6.3	1.5	BAH	3 1/8	2 1/4	3 1/4 x 2	1.5
22R39	125-0-125	25			6.3	1	BAV	2 3/8	2 3/8	2 7/8 x 1 3/4	1.0
22R38	180-0-180	42			6.3	2.8	AGF	1 3/4 x 2 1/4	2 3/4	2 5/8 x 2 1/4	1.8
24R10	220-0-220	50	6.3	0.6	25.2	0.5	GGV	2 x 1 9/16	3 3/16	2 5/8 x 2 5/8	2.2
24R11	230-0-230	50			6.3	2.5	AGF	2 x 2 1/2	2 5/8	3 x 2 1/2	2.2
24R11U	230-0-230	50			6.3	2.5	GGV	2 x 1 9/16	3 3/16	2 5/8 x 2 5/8	2.2
24R16	240-0-240	50			6.3	2.5	GGV	2 x 1 9/16	3 3/16	2 5/8 x 2 5/8	2.2
24R12	240-0-240	70			6.3	3.0	AGF	2 x 2 1/2	2 7/8	2 1/2 x 3	2.6
24R12U	240-0-240	70			6.3	3.0	GGV	2 x 1 13/16	3 3/16	2 5/8 x 2 7/8	2.6
27R63	250-0-250	10	6.3	0.6	6.3	1.2	GA	2 1/8 x 1 3/4	3 13/16	2 3/8 x 2 3/4	1.25
27R64	250-0-250	20	6.3	0.6	6.3	1.2	GA	2 1/8 x 1 3/4	3 13/16	2 3/8 x 2 3/4	1.75
26R31	260-0-260	90			6.3	4	AGF	2 1/4 x 2 13/16	3 1/2	2 5/8 x 3 3/8	3.5
26R31U	260-0-260	90			6.3	4	GGV	2 x 2 1/4	3 1/8	2 5/8 x 3 1/8	3.5

Power Transformers

SPECIAL OR COMBINATION FILAMENT WINDINGS
PRIMARY 117 VOLT 50/60 CYCLE

Part No.	Plate Supply Volts	Plate Supply MADC	Rectifier Fil. Volts	Rectifier Fil. Amps	Other Fil. Volts	Other Fil. Amps	Mtg. Type	Mtg. Centers	Dimensions H.	Dimensions W. x D.	Wt. Lbs.
22R08	250-0-250	40	5	2	2.5CT	4	AGF	2 x 2 1/2	2 1/2	2 1/2 x 3	1.75
26R88	265-0-265	300	5	6	6.3 6.3 6.3	6 6 1.2	AGF	3 x 3 3/4	5	3 3/4 x 4 1/2	11
22R09	275-0-275	50	5	2	2.5CT	7.5	AGF	2 x 2 1/2	2 5/8	2 1/2 x 3	2
26R41	275-0-275	220	5	3	6.3 7	8.5 .475	AGF	3 x 3 11/16	3 3/4	3 7/16 x 4 1/8	5
26R50	279-0-279	265	5	5	6.3 6.3 6.3	1.2 .9 7.1	AGF	3 x 3 3/4	4 3/4	3 3/4 x 4 1/2	10.5
24R32	280-0-280	50	5	2	6.3 6.3	1.5 .6	AGF	2 x 2	3	2 1/2 x 3	3.5
26R89	280-0-280	260	5	3	6.3 6.3 6.3	8 1.5 1.2	ARF	3 x 3 3/4	5 1/8	3 3/4 x 4 1/2	11.25
26R90	280-0-280	260	5	3	6.3 6.3 6.3	8 1.5 1.2	AGF	3 x 3 3/4	5	3 3/4 x 4 1/2	11
26R72	280-0-280	400	5	6	6.3 6.3	4.5 8.5	AGF	3 3/16 x 4 1/16	6	3 13/16 x 4 3/4	13
26R91	300-0-300	250	5	3	6.3 6.3	11.7 1.2	AGF	2 3/4 x 3 7/16	4 7/8	3 7/16 x 4 1/8	9.5
26R34	300-0-300	340	5	6	6.3 6.3 6.3	1.2 1.2 10.2	ARF-1	3 x 3 3/4	5 1/2	3 3/4 x 4 1/2	11
26R92	300-0-300	400	5	6	6.3 6.3 6.3	10 4.5 1.2	AGF	3 x 3 3/4	5 3/8	3 3/4 x 4 1/2	13
26R42	306-0-306	460	5	6	6.3 4.6	11.4 .150	AGF	3 1/2 x 4 3/8	4 3/4	4 3/8 x 5 1/4	11.5
26R93	315-0-315	310	5	6	6.3 6.3 6.3 6.3	6 6 1.2 1	AGF	3 x 3 3/4	5	3 3/4 x 4 1/2	11
24R37	320-0-320	150	5	3	6.3 6.3 6.3	3 8 1	GGV	3 x 3 3/16	4 3/4	4 x 4 1/4	9.5
22R13	325-0-325	40	5	2	2.5	4.0	AGF	2 x 2 1/2	2 3/4	2 1/2 x 3	2.5
22R37	325-0-325	80	5	2	6.3 6.3	1.2 .3	AGF	2 x 2 1/2	3 1/2	2 1/2 x 3	3.5
22R10	325-0-325	85	5	2	2.5CT 2.5CT	9 3.5	AGF	2 1/2 x 3 1/8	3 3/8	3 1/8 x 3 3/4	3.2
22R11	325-0-325	120	5	3	2.5CT 2.5CT	5 12.5	AGF	2 1/2 x 3 1/8	4 1/8	3 1/8 x 3 3/4	5.5
26R64	335-0-335	175	5	2	6.3 6.3	7 1.2	GGV	3 x 2 13/16	4 5/8	3 3/4 x 3 7/8	8.25

ARF-1 Mounting - same as ARF but has double mounted tube socket.

CONTINUED ON NEXT PAGE.

Power Transformers

SPECIAL OR COMBINATION FILAMENT WINDINGS
PRIMARY 117 VOLT 50/60 CYCLE (Continued)

Part No.	Plate Supply Volts	Plate Supply MADC	Rectifier Fil. Volts	Rectifier Fil. Amps	Other Fil. Volts	Other Fil. Amps	Mtg. Type	Mtg. Centers	Dimensions H.	Dimensions W. x D.	Wt. Lbs.
26R70	340-0-340	335	5	6	6.3 6.3 6.3	2.5 5.0 5.0	AGF	3 3/16 x 4 1/16	6	3 13/16 x 3 3/4	13
26R94	340-0-340	360	5	6	6.3 6.3 6.3	2.5 5 5	AGF	3 x 3 3/4	5 3/8	3 3/4 x 4 1/2	12.5
26R57	344-0-344	390	5	6	6.3 6.3 6.3	9.5 1.65 2.4	AGF	3 5/16 x 4 1/16	5 7/16	3 3/4 x 4 1/2	12.3
24R33	350-0-350	70	5CT	2	2.5CT	9	AGF	2 1/4 x 2 13/16	3 3/8	2 13/16 x 3 3/8	3.75
24R34	350-0-350	90	5CT	3	2.5CT	12.5	AGF	2 1/2 x 3 1/8	3	3 1/8 x 3 3/4	4.25
22R32	350-0-350	110	5	2	6.3CT 6.3CT	3 3	GGV	2 1/2 x 2 3/4	3 7/8	3 1/4 x 4	5.8
22R15	350-0-350	110	5	2	6.3CT 6.3CT	3 3	WAV	3 1/2 x 3 5/8	5 1/2	4 1/8 x 4 1/4	8.1
24R36	350-0-350	120	5CT	3	2.5CT 2.5CT	3.5 12.5	AGF	2 3/4 x 3 7/16	3 5/8	3 7/16 x 4 1/8	5.5
24R98	350-0-350	175	5 5	3 2	6.3 6.3	7 .9	AGF	3 x 3 3/4	4 1/8	3 3/4 x 4 1/2	8.5
26R25U	350-0-350	200	5 5	3 3	6.3 6.3	7 .6	GGV	3 x 3 3/4	4 5/8	3 7/8 x 4 7/8	11.2
26R20	350-0-350	225	5CT	3	6.3 6.3	10.7 2.7	ARF	3 x 3 3/4	4 3/4	3 3/4 x 4 1/2	11.5
26R21	350-0-350	225	5	3	6.3 6.3	10 2.7	AGF	3 x 3 3/4	4 3/4	3 3/4 x 4 1/2	11.5
26R69	350-0-350	270	5 5	2 6	6.3 6.3	1.6 7.8	AGF	3 x 3 3/4	5 1/4	3 3/4 x 4 1/2	13.1
26R73	356-0-356	295	5 5	2 6	12.6	5	AGF	3 3/16 x 4 1/16	6 5/8	3 13/16 x 4 3/4	17.25
26R62	356-0-356	458	5	6	6.3 6.3	14.5 2	VAV	3 5/16 x 4 1/16	4 3/4	4 7/8 x 4	11
26R17	360-0-360	250	5 5	3 3	6.3 6.3	9 3	AGF	3 x 3 3/4	5 1/8	3 3/4 x 4 1/2	11
26R68	360-0-360	250	5	2	6.3	0.6	AGF	3 3/16 x 4 1/16	5 5/16	3 3/16 x 4 3/4	11.5
26R15	360-0-360	250	5	3	6.3 6.3	9 3	AGF	3 x 3 3/4	5 1/8	3 3/4 x 4 1/2	11
26R35	360-0-360	270	5 5	3 3	6.3 6.3 6.3 6.3	4.5 4.5 1.6 2.5	AGF	3 x 3 3/4	4 1/4	3 3/4 x 4 1/2	10
26R16	362-0-362	295	5 5	6 2	12.6CT	5	AGF	3 x 3 3/4	4 3/4	3 3/4 x 4 1/2	10.7
27R72	370-0-370	150	5	3	6.3CT 6.3CT	4 1	MA	3 x 3 11/16	6	4 x 4 11/16	11.5
25R09	370-0-370	150	5	3	6.3CT 6.3CT	4 1	TAV	2 1/2 x 4 3/4	5 5/16	4 1/2 x 5 1/4	11.5
25R32	370-0-370	150	5	3	6.3CT 6.3CT	4 1	TTV	2 1/2 x 4 3/4	5 5/16	4 1/2 x 5 1/4	11.5
26R83	370-0-370	190	5	3	6.3 6.3	7.75 1.2	AGF	3 x 3 3/4	4 9/16	3 3/4 x 4 1/2	10.8
26R46	370-0-370	190	5	3	6.3 6.3	7.9 1.2	AGF	3 5/16 x 4 1/16	5 3/16	3 3/4 x 4 1/2	11.25
26R84	375-0-375	205	5 5	3 2	6.3	5.6	AGF	3 x 3 3/4	4 1/4	3 3/4 x 4 1/2	9.1
26R85	375-0-375	225	5CT	3	6.3 6.3	2 9	ARF	3 x 3 3/4	5	3 3/4 x 4 1/2	10.5
26R66	378-0-378	205	5	3	6.3 6.3	1.2 9.5	GGV	3 x 3 9/16	4 5/8	3 3/4 x 4 5/8	10.8
26R86	380-0-380	220	5	3	6.3 6.3 6.3	1.2 5 7	GGV	3 x 3 9/16	4 3/4	4 x 4 3/4	10.5
26R95	380-0-380	250	5	3	6.3 6.3 6.3	5 7 1.2	AGF	3 x 3 3/4	5	3 3/4 x 4 1/2	10.5
27R73	385-0-385	200	5	3	6.3CT 6.3CT	4.5 1	MA	3 x 3 11/16	6	4 x 4 11/16	12
25R10	385-0-385	200	5	3	6.3CT 6.3CT	4.5 1	TAV	2 1/2 x 4 3/4	5 5/16	4 1/2 x 5 1/4	12
25R33	385-0-385	200	5	3	6.3CT 6.3CT	4.5 1	TTV	2 1/2 x 4 3/4	5 5/16	4 1/2 x 5 1/4	12

CONTINUED ON NEXT PAGE.

27 SERIES
25 SERIES
GEO SERIES

For more detailed information on mounting type, special applications and frequency response refer to the GREEN section of this Catalog.



AGF



GGV



WAV



ARF

27 SERIES
25 SERIES
GEO SERIES

For more detailed information on mounting type, special applications and frequency response refer to the GREEN section of this Catalog.



AGF



GGV



WAV



ARF

TRANSFORMERS

Power

Power Transformers

SPECIAL OR COMBINATION FILAMENT WINDINGS
PRIMARY 117 VOLT 50/60 CYCLE

(Continued)

Part No.	Plate Supply Volts	Plate Supply MADC	Rectifier Fil. Volts	Rectifier Fil. Amps	Other Fil. Volts	Other Fil. Amps	Mtg. Type	Mtg. Centers	Dimensions H.	Dimensions W. x D.	Wt. Lbs.
26R67	385-0-385	230	5 5	2 3	6.3	9	AGF	3 3/16 x 4 1/16	5 9/16	3 13/16 x 4 3/4	12
24R35	400-0-400	110	5CT	3	2.5CT 2.5CT	3.5 15	AGF	2 1/2 x 3 1/8	3 3/8	3 1/8 x 3 3/4	5.5
24R39	400-0-400	200	5	3 50-24-18	6.3CT	5.3 25W	AGF	3 x 3 3/4	4 1/8	4 1/2 x 4 3/4	7.75
26R75	400-0-400	220	5 5 5	2 3 3	6.3 6.3	2.6 10	AGF	3 x 3 3/4	5 3/8	3 3/4 x 4 1/2	14.3
26R26U	400-0-400	300	5 5	3 6	12.6CT	10	GGV	3 1/2 x 4 1/4	5 1/2	4 5/8 x 5 3/4	10.2
24R15	438-0-438	185	5	3	6.3 6.3	4 3	GGV	3 x 3 3/8	4 5/8	3 7/8 x 4 1/2	9.5
27R83	440-0-440	165	5	3	6.3 6.3 6.3 6.3	7.5 .6 3 3	MA	3 x 3 11/16	6	4 x 4 11/16	12
25R14	440-0-440	165	5	3	6.3 6.3 6.3 6.3	7.5 .6 3 3	TTV	2 1/2 x 4 3/4	5 5/16	4 1/2 x 5 1/4	12
27R84	450-0-450	200	5	2	6.3 6.3 6.3	4 4 .6	MA	3 x 3 11/16	6	4 x 4 11/16	12
25R15	450-0-450	200	5	2	6.3 6.3 6.3	4 4 .6	TTV	2 1/2 x 4 3/4	5 5/16	4 1/2 x 5 1/4	12
27R80	510-0-510	150##	5	3	6.3CT 6.3CT	4 1	MA	3 x 3 11/16	6	4 x 4 11/16	11.5
25R18	510-0-510	85	5	3	6.3CT 6.3CT	4 1	TAV	2 1/2 x 4 3/8	5 5/16	4 1/2 x 5 1/4	11.5
25R39	510-0-510	85	5	3	6.3CT 6.3CT	4 1	TTV	2 1/2 x 4 3/8	5 5/16	4 1/2 x 5 1/4	11.5
27R81	520-0-520	200##	5	3	6.3CT 6.3CT	4.5 1	MA	3 x 3 11/16	6	4 x 4 11/16	12.5
25R19	520-0-520	115	5	3	6.3CT 6.3CT	4.5 1	TAV	2 1/2 x 4 3/4	5 5/16	4 1/2 x 5 1/4	11.5
25R40	520-0-520	115	5	3	6.3CT 6.3CT	4.5 1	TTV	2 1/2 x 4 3/4	5 5/16	4 1/2 x 5 1/4	11.5
24R27	600-0-600	200	5	3	6.3 6.3	3 3	GGV	3 x 3 1/16	4 3/4	4 x 4 3/4	8.5

Power Transformers (With Multiple Plate Supply)

(Continued)

Part No.	Plate Supply Volts	Plate Supply MADC	Rectifier Fil. Volts	Rectifier Fil. Amps	Other Fil. Volts	Other Fil. Amps	Mtg. Type	Mtg. Centers	Dimensions H.	Dimensions W. x D.	Wt. Lbs.
26R81	220-0-220 130-0-130	330 220	5	3	6.3 6.3	6.5 6.5	AGF	3 x 3 3/4	4 7/8	3 3/4 x 4 1/2	10.5
26R33	300-0-300 or 250-0-250	250 280	5 5	3 3	6.3 6.3	5.0 5.0	AGF	3 x 3 3/4	4 1/2	3 3/4 x 4 1/2	11
26R24	322-0-322 205-0-205	180 70	5CT	3	6.3 6.3	10 3	ARF	3 x 3 3/4	4 3/4	3 3/4 x 4 1/2	11.25
22R14	325-0-325 77V. Bias Tap	135 135	5 5	3 2	6.3CT 6.3CT	2 4	WAV	3 3/4 x 4 5/8	5 3/4	4 5/8 x 5 5/8	12.75
26R74	350-0-350 220-0-220	180 70	5	3	6.3 6.3	2 10	AGF	3 x 3 3/4	4 3/4	3 3/4 x 4 1/2	11.5
26R54	356-0-356 268-0-268	180 148	5 5	3 3	12.6CT	6	GGV	3 x 4	4 1/2	3 3/4 x 5	11.6
26R82	360-0-360 165-0-165	185 65	5	3	6.45	12	AGF	3 x 3 3/4	4 1/4	3 3/4 x 4 1/2	9.6
26R96	360-0-360* 165-0-165	185 65	5	3	6.3	12	AGF	3 x 3 3/4	4 3/8	3 3/4 x 4 1/2	10.5
24R94	365-0-365 200-0-200	210 90	5 5	2 6	6.3 6.3	5 5	AGF	3 x 3 3/4	5 7/8	3 3/4 x 4 1/2	16
26R18	375-0-375 325-0-325	170 130	5 5 5	3 3 2	12.6CT 6.3	5 2.6	AGF	3 x 3 3/4	4 3/4	3 3/4 x 4 1/2	11.5
26R87	385-0-385 235-0-235	195 105	5 5 5	2 3 2	6.3 6.3	7.65 0.6	AGF	3 x 3 3/4	4 3/4	3 3/4 x 4 1/2	11.1

Choke input filter current rating.
* Isolated high voltage secondaries.

CONTINUED ON NEXT PAGE

Power

Power Transformers with Multiple Plate Supply

PRIMARY 117VOLT 50/60 CYCLE

Part No.	Plate Supply Volts	Plate Supply MADC	Rectifier Fil. Volts	Rectifier Fil. Amps	Other Fil. Volts	Other Fil. Amps	Mtg. Type	Mtg. Centers	Dimensions H.	Dimensions W. x D.	Wt. Lbs.
26R27U	390-0-390 325-0-325	160 130	5 5 5	3 3 3	6.3 6.3	8 4	GGV	3 x 3 3/4	4 5/8	3 3/4 x 4 1/2	11.25
24R38	400-0-400 80V. Bias Tap	175	5CT	3	2.5 6.3CT 6.3CT	1.75 2.5 2.5	GGV	3 x 2 13/16	4 3/4	4 x 3 7/8	8.25
27R74	400-80-0- 80-400	250 #	5	6	6.3CT	7	NA	4 1/16 x 3 5/16	6 13/16	4 5/16 x 5 1/16	15
25R11	400-80-0- 80-400	250	5 5	6 2	6.3CT	7	TAV	3 1/2 x 5 3/8	6 1/16	5 1/16 x 5 7/8	15
25R34	400-80-0- 80-400	250	5 5	6 2	6.3CT	7	TTV	3 1/2 x 5 3/8	5 1/16	5 1/16 x 5 7/8	15
26R19	400-0-400 212-0-212	220 90	5 5	3 2	6.3 6.3	10 2.6	AGF	3 x 3 3/4	4 3/4	3 3/4 x 4 1/2	11.7
26R00	420-0-420 360-0-360 300-0-300	295	5 5	6 3	6.3 6.3 6.3 6.3	3 3 3 3	AGF	3 x 3 3/4	5	3 3/4 x 4 1/2	11
26R76	420-0-420 365-0-365 300-0-300 185-0-185	300	5 5	6 4	6.3 6.3 6.3 6.3	4 4 3 1.2	AGF	3 x 3 3/4	5 1/8	4 1/2 x 3 3/4	13
24R14	435-0-435 80V. Bias Tap	250	5 2.5	3 10	6.3CT 6.3 or 5	3 3	GGV	3 x 3 13/16	4 5/8	3 13/16 x 4 7/8	11.8
26R30U	450-0-450 325-0-325	240 200	5 5 5	3 3 3	6.3 6.3 6.3	6 6 2.6	GGV	3 5/8 x 3 7/8	6	4 3/4 x 5 7/8	16
27R82	550-0-550 370-0-370 75-0-75	300 #	5	6	6.3CT 6.3CT	5 1	NA	4 1/16 x 3 5/16	6 13/16	4 5/16 x 5 1/16	17.5
25R20	550-0-550 370-0-370 75-0-75	170	5	6	6.3CT 6.3CT.	5 1	TAV	3 1/2 x 5 3/8	6 1/16	5 1/16 x 5 7/8	17.5
25R41	550-0-550 370-0-370 75-0-75	170	5	6	6.3CT 6.3CT	5 1	TAV	3 1/2 x 5 3/8	6 1/16	5 1/16 x 5 7/8	17.5

Bias Transformers

PRIMARY: 50/60 CYCLES

Part No.	Primary Voltage	Plate Supply Volts	Plate Supply MADC	Rectifier Fil. Volts	Rectifier Fil. Amps	Mtg. Type	Mtg. Centers	Dimensions H.	Dimensions W. x D.	Wt. Lbs.
27R85	117	180-160-140- 120-0-120- 140-160-180	150	5	3	JA	2 5/8 x 2 1/8	4 7/8	3 1/16 x 3 9/16	5
25R21	117	180-160-140 120-0-120- 140-160-180	150	5	3	TAV	2 1/4 x 3 1/2	3 7/8	3 1/4 x 4	5
25R42	117	180-160-140 120-0-120- 140-160-180	150	5	3	TTV	2 1/4 x 3 1/2	3 7/8	3 1/4 x 4	5
25R22	230	180-160-140 120-0-120- 140-160-180	150	5	3	TAV	2 1/4 x 3 1/2	3 7/8	3 1/4 x 4	5
25R43	230	180-160-140- 120-0-120- 140-160-180	150	5	3	TTV	2 1/4 x 3 1/2	3 7/8	3 1/4 x 4	5

Choke input filter current rating.

27 SERIES
25 SERIES
GEO SERIES

For more detailed information on mounting type, special applications and frequency response refer to the GREEN section of this Catalog.



GGV



AGF



TAV



TTV

27 SERIES
25 SERIES
GEO SERIES

For more detailed information on mounting type, special applications and frequency response refer to the GREEN section of this Catalog.

TRANSFORMERS

Power

400 Cycle Power Transformer

(Primary 105/115/125 380-1000 CPS)

These units have been developed to aircraft and mobile communication control equipment, for use in the guided missile program, and should have application in future developments in the fields of aeronautics and rocketry.

Part No.	Plate Supply Volts	Plate Supply MADC	Rectifier Fil. Volt	Rectifier Fil. Amps	Other Fil. Volts	Other Fil. Amps	Mtg. Type	Mtg. Centers	Dimensions H.	Dimensions W. x D.	Wt. Lbs.
27R62*	250-0-250	40	6.3	1	6.3	1	EB	1 1/4 x 1 3/8	2 7/16	1 15/16 x 1 13/16	1.5
27R94	270-0-270	55	5	2	6.3CT	2	FA	1 11/16 x 1 7/16	3 1/8	2 1/16 x 2 5/16	1.5
27R95	335-0-335	70	5	2	6.3CT	3	FA	1 11/16 x 1 7/16	3 1/8	2 1/16 x 2 5/16	1.75
27R96	375-0-375	120	5	3	6.3CT	4	HA	2 19/64 x 1 55/64	4 1/4	2 5/8 x 3 1/16	2.5
27R97	440-0-440	165	5	3	6.3 6.3 6.3 6.3	7.5 3 3 6	JA	2 5/8 x 2 1/8	4 7/8	3 1/16 x 3 9/16	6
27R98	450-0-450	200	5	2	6.3 6.3 6.3	4 4 .6	JA	3 5/8 x 2 1/8	4 7/8	3 1/16 x 3 9/16	5.75
27R99	550-370-75 -0-75-370-550	300	5	6	6.3CT	5	KA	3 x 2 7/16	5 1/4	3 3/8 x 3 15/16	6.5



AGF



BGV



GGV

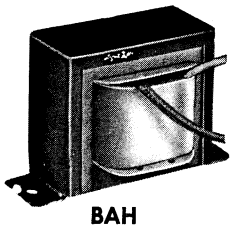

BAH

Half-Wave — Power Transformer

PRIMARY 117 VOLTS 50/60 CYCLE

Part No.	Plate Supply Volts	Plate Supply MADC	Filaments Volts	Filaments Amps	Mtg. Type	Mtg. Centers	Dimensions H.	Dimensions W. x D.	Wt. Lbs.
26R55	96	145	6.3	6.45	AGF	2 3/16	3 1/8	2 1/2 x 3	2.6
26R32	117	20	6.3CT	.7	BGV	2	2	1 5/8 x 2 1/2	.75
26R14	117	200	6.3 6.3 6.3	4.5 4.0 2.0	AGF	2 3/4 x 2 1/2	3 1/2	3 1/2 x 4 1/8	6.2
26R37	125	15	6.3	.6	BAV	2	2	2 3/8 x 1 3/8	.7
26R38	125	50	6.3	9	AGF	3 x 3 3/4	3 7/8	3 3/4 x 2 1/8	1.5
26R13	140 Tap 117	300	6.3 6.3 6.3	9 2 1	AGF	3 x 3 3/4	3 7/8	3 3/4 x 4 1/2	7.5
26R60	150	25	6.3	.5	BGV	2	2	1 3/4 x 2 1/2	.7
22R12	150	50	6.3	1.5	BAH	3 1/8	2 1/4	2 x 3 3/4	1.5
26R39	184 Tap 92	260 .600			AGF	1 3/4 x 2 3/16	2 3/4	2 3/16 x 2 5/8	2.0
24R31	1500	10	2.5 2.5	1.75 2.1	GGV	2 1/2 x 2 1/16	3 7/8	3 1/4 x 3 1/4	4
24R28	1600	2	2/1.25 6.3 6.3	1.75 .3 .3	GGV	2 1/2 x 2 1/16	3 7/8	3 1/4 x 3 1/4	4
26R28U	1750	2	2.5 6.3/2.5	2 2	GGV	2 x 2	3 1/8	2 5/8 x 2 7/8	2.6
22R40	1800	2	2.5 2.5 or 6.3	1.8 2.2 .6	GGV	2 1/2 x 2 7/8	3 7/8	3 1/4 x 3 3/4	5
24R91	1800	4	2.5	1.75	GGV	2 x 2	3 1/8	2 5/8 x 2 7/8	2.7
22R42	1880	1.5	2.5	1.75	BAH	3 5/8	2 1/2	2 5/8 x 4	2
24R92	2400	5	2.5	1.75	GGV	2 3/4 x 2 3/4	4 1/4	3 1/2 x 3 7/8	5.6
24R30	2400	5	2.5 2.5	2 2	GGV	2 3/4 x 2 11/16	4 1/4	3 1/4 x 3 3/4	5.5
26R29U	2500	5	2.5 6.3/2.5	2 3	GGV	2 1/4 x 2 1/2	3 7/8	3 1/4 x 3 1/2	4.6
24R29	2700	2	2/1.75 6.3 6.3	1.75 .3 .3	GGV	2 1/2 x 2 1/4	3 7/8	3 1/4 x 3 1/2	4.6

Power

Photo Flash

Part No.	Primary Voltage	Secondary Volts	Secondary MADC	Filament	Mtg. Type	Mtg. Centers	Dimensions H.	Dimensions W. x D.	Wt. Lbs.
22R41	4VDC	450 VDC • 900 VDC	16 8		BAV	2 3/8	2 3/8	2 1/8 x 2 7/8	1
22R42	117V-60 CPS	1880 AC	1.5	2.5 @ 1.75	BAH	3 5/8	2 1/2	2 5/8 x 4	2
22R43	117V-60 CPS or 4 VDC	1100 AC •2200 AC	4 2		BAV	2 13/16	2 3/4	2 1/8 x 3 3/8	2
22R44	Discharge from 200V Condenser	15 KV Peak			Single hole mtg.		1 1/2	1 1/8 x 2 1/4	.2
22R24	6 V VIB or 117 Volt 60 CPS	350-0-350	135	6.3 @ 4.7 with 117V only	GGV	3 x 3 1/8	4 5/8	3 7/8 x 4 1/4	8.75
22R46	6, 12 or 117 Volt 60 CPS	350-0-350	135	6.3V 3A 6.3V 3A	GGV	3 x 3	4 5/8	3 7/8 x 4	8.75



BAV



BAH

Variable DC Power Supply Components

The variable power supplies shown in the circuit are ideal for amateur phone and CW transmitters as well as in laboratory applications where a variable source of D.C. voltage is desired without resorting to expensive methods of primary voltage control.

The circuit constants shown provide three ranges of D.C. variable voltage. A smooth variable control of output voltage is provided by controlling the amount of phase shift of the Thyratron grid voltage as supplied by phase shift of the Thyratron grid voltage as supplied by phase shift transformer 22R50. These highly desirable variable power supplies are designed around standard conventional components.

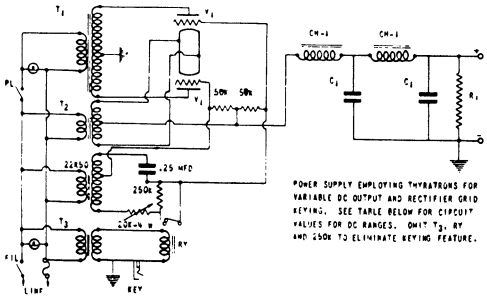

The circuit as shown is suitable for safe and click free CW transmission. With the elimination of the relay circuit a versatile piece of laboratory equipment can be constructed. The filter components have been selected to provide less than 1% ripple throughout the entire ranges of the supplies. When type 2050 thyratrons are used in the small power supply a slight circuit change is necessary. The screen of the thyratron must be connected to the cathode and the cathode to the center tap of the filament transformer. Phase shift bridge transformer 22R50 can be employed with other types of thyratron tubes and circuit applications where phase control is desired.

Part No.	Application	Mtg. Type	Mtg. Centers	Dimensions H.	Dimensions W. x D.	Wt. Lbs.
22R50	Special Phase Shift Transformer - Pri 117V	BAH	3 1/8	2 3/16	3 11/16 x 2	1.25

D.C. Voltage and Current		T_1	T_2	T_3	CH_1	V_1	C_1	R_1
50- 400 V	200 MA	21P89	21F10		20C54	2050	8 Mfd.	20 K
500-1500 V	500 MA	21P79	21F02	21F10	20C57	TT17 or FG17	4 Mfd.	50 K
1500-2500 V	500 MA	21P75	21F20	21F10	20C57	873	4 Mfd.	75 K



GGV

• Voltage obtained in voltage doubler circuits.

Vibrator



VIB

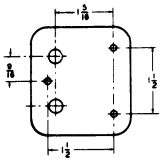

VIB-1

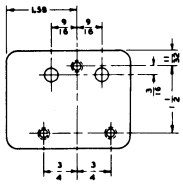

VIB-2

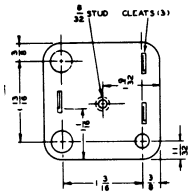

VIB-3

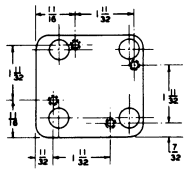

VIB-4

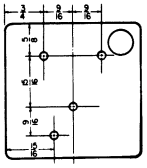

VIB-5



BAV



DAF



CAV



HFF



VAV

Auto Radio Vibrator Transformers

EXACT REPLACEMENT FOR 6 VOLT BATTERY AND VIBRATOR

Part No.	Original Part No.	Trade Name	DC Volts To Filter	MADC	Mtg. Type	Mtg. Centers	Dimensions H.	Dimensions W. x D.	Wt. Lbs.
22R55	65-0404	Philco	150	40	BAV	2 3/8	2 1/4	1 3/4 x 2 7/8	1
22R57	25B591533 25C500189	Motorola Motorola	150	50	HFF	1 3/4	2	1 7/8 x 2 1/4	1
22R61	TV-100, A.C. D 318V-2	Aircastle, Airline, Firestone, etc.	225	50	BAV	2 13/16	2 5/8	2 x 3 1/8	1.5
22R63	25K512083	Motorola	225	50	HFF	1 3/4	2 1/4	1 7/8 x 2 1/4	1.5
22R67	25B472533 141-0010	Motorola Sylvania (Ford)	250	60	VIB-1	Exact	3 1/16	2 3/16 x 2 3/8	2.5
22R69	32-8313-1	Philco (Ford)	260	60	DAF	1 3/4 x 2 3/16	2 1/4	2 3/16 x 2 5/8	1.5
22R71#	7255881	United Motors (Delco)	265	55	VIB-3	Exact	3 1/4	2 5/8 x 2 5/8	2.5
22R73	C-217020	Bendix	270	60	VIB-2	Exact	2 5/8	2 3/16 x 2 11/16	2.5
22R75	6060	United Motors (Delco)	270	75	VIB-1	Exact	3 1/16	2 3/8 x 2 1/2	2.5
22R77#	7240519	United Motors (Delco)	280	65	VIB-4	Exact	3 7/8	2 1/4 x 2 3/8	2.5

For 12 Volt Battery and Vibrator

EXACT REPLACEMENT FOR 12 VOLT BATTERY AND VIBRATOR

Part No.	Original Part No.	Trade Name	DC Volts To Filter	MADC	Mtg. Type	Mtg. Centers	Dimensions H.	Dimensions W. x D.	Wt. Lbs.
22R89#	6064, 6066	United Motors (Delco)	240	60	VIB-5	Exact	3 1/8	2 5/8 x 2 5/8	2.5
22R52	6065, 6067	United Motors (Delco)	280	78	DAF	1 3/4 x 2 3/16	2 1/4	2 3/1 x 2 5/8	1

Auto Radio Vibrator Transformers

6 VOLT BATTERY AND VIBRATOR

Part No.	Secondary A.C. Volts	D.C. Volts To Filter	MADC	Mtg. Type	Mtg. Centers	Dimensions H.	Dimensions W. x D.	Wt. Lbs.
22R25	150-0-150	150	40	VIB-2	1 1/2 x 1 1/2	2 5/8	2 3/16 x 2 11/16	2.0
22R23	160-0-160	160	80	VAV	1 11/16 x 1 5/8	2 9/16	2 1/4 x 2 1/8	1.75
22R70	165-0-165	165	40	BAV	2 13/16	2 3/4	3 1/4 x 2 1/8	1.7
22R29	210-0-210	210	60	VIB-2	1 1/2 x 1 1/2	2 5/8	2 3/16 x 2 11/16	2.5
22R81	237-0-237	225	75	CAV	1 19/32 x 2 1/16	3 1/16	2 1/2 x 2 1/2	2.5
22R86	240-0-240	240	60	VIB-2	1 1/2 x 1 1/2	2 5/8	2 3/16 x 2 11/16	2.1
22R28	240-0-240	240	80	VIB-2	1 1/2 x 1 1/2	2 5/8	2 3/16 x 2 11/16	3.5
22R27	250-0-250	250	50	VIB-2	1 1/2 x 1 1/2	2 5/8	2 3/16 x 2 11/16	3.5
22R20	250-0-250	250	50	CAV	1 1/2 x 1 3/4	2 5/8	2 3/16 x 2 1/2	2.5
22R80	250-0-250	250	60	CAV	1 19/32 x 2 1/16	3 1/16	2 1/2 x 2 1/2	2.5
22R26	250-0-250	250	80	VIB-2	1 1/2 x 1 1/2	2 5/8	2 3/16 x 2 11/16	2.5
22R72	255-0-255	250	40	BAV	2 13/16	2 3/4	3 1/4 x 2 1/8	1.7
22R76	255-0-255	250	50	VIB-1	1 1/2 x 1 1/2	3 1/32	2 1/2 x 2 3/8	2.5
22R74	260-0-260	265	50	CAV	1 19/32 x 2 1/16	3 1/16	2 1/2 x 2 9/16	2.5
22R78#	280-0-280	280	55	VIB-3	1 Stud Screw	3 1/4	2 5/8 x 2 5/8	2.5
22R18	285-0-285	285	75	CAV	1 3/4 x 1 3/4	2 5/8	2 3/16 x 2 5/8	2.8
22R22	325-0-325	325	75	CAV	2 x 2 1/2	3 1/8	2 1/2 x 3	3.5
22R19	330-0-330	330	100	CAV	2 1/4 x 2 1/4	3 1/2	2 7/8 x 2 7/8	3.5

For 12 Volt Battery and Vibrator

Part No.	Secondary A.C. Volts	D.C. Volts To Filter	MADC	Mtg. Type	Mtg. Centers	Dimensions H.	Dimensions W. x D.	Wt. Lbs.
22R82	170-0-170	150	40	BAV	2 3/8	2 3/8	2 7/8 x 2 3/8	1.5
22R54#	200-0-200	200	60	VIB-2	1 1/2 x 1 1/2	2 5/8	2 3/16 x 2 11/16	2.5
22R79	225-0-225	225	50	BAV	2 13/16	2 5/8	2 x 3 1/8	1.5
22R53#	240-0-240	240	60	VIB-2	1 1/2 x 1 1/2	2 5/8	2 3/16 x 2 11/16	2.5
22R84	245-0-245	245	60	GGV	1 3/4 x 2 3/16	2 1/4	2 3/16 x 2 5/8	2
22R83#	260-0-260	260	55	VIB-3	1 Stud Screw	3 1/4	2 5/8 x 2 5/8	2.75
22R85	285-0-285	285	70	VIB-1	2 1/4 x 2 3/8	3 1/4	2 1/4 x 2 3/8	2.5

Built-in Hash Filter

Vibrator

Vibrator Transformer

With 6 Volt D.C. And 117 Volt A.C. Primaries.

Part No.	Secondary Volts	Secondary MADC	Filament Volts	Filament Amps	Mtg. Type	Mtg. Centers	Dimensions H.	Dimensions W. x D.	Wt. Lbs.
22R24	350-0-350	135	6.3*	4.7	GGV	3 x 3 1/8	4 5/8	3 7/8 x 4 1/4	8.75
With 6, 12 Volt D.C. And 117 Volt A.C. Primaries									
22R46	350-0-350	135	6.3 6.3	3 3	GGV	3 x 3	4 5/8	3 7/8 x 4 1/8	8.6

* With 117 Volt Primary Only.



GGV

Vibrator Transformer Replacement Chart

This chart has been prepared for your convenience to show some popular uses for part of our Vibrator Transformer line. For complete information on our entire line of auto-radio component replacements, consult our latest AUTOMOBILE RADIO REPLACEMENT GUIDE available from your parts distributor.

MFR'S. NO.	REPLACE WITH
AIRCASTLE	
TV-86A	22R27
TV-100/A	22R61
TV-W100	22R57
TV-200	22R27
318V-2	22R61
B80-243/E	22R61
AIRLINE	
TV-86/A	22R27
TV-100A/C	22R61
TV-555-D	22R79
TV-600-6	22R63
318V-2	22R61
ALLSTATE	
76-555	22R79
C80-296	22R79
T80-21-0	22R55
T80-22-0	22R82
AUTOMATIC	
TV-86/A	22R27
TV-100/D	22R61
TV-600-6	22R63
318V-2	22R61
BUICK	
6060	22R75
6064	22R89
6066	22R89
7240519	22R77
7256939	22R77
7261410	22R75
7263118	22R89
7264252	22R89
CADILLAC	
6066	22R89
6067	22R52
CHEVROLET	
6067	22R52
1220867	22R83
1228663	22R69
7255881	22R71
7258747	22R69
CONTINENTAL	
C282975-2	22R52
CORONADO	
B80-243	22R61
FIRESTONE	
TV-100/C	22R61
318V-2	22R61
FORD	
95-1071	22R75
95-1073	22R67
95-1143	22R67
141-0004	22R73
141-0010	22R67
141-0025	22R63
C217020	22R73
C217453-1	22R27
25C532402/A	22R69
25C534414	22R52
25C535035/B	22R52
L-291818-1	22R52
G M C	
7255881	22R71
HUDSON	
95-1066	22R76
141-0025	22R63
INTERNATIONAL	
25B472533-J	22R67
25C472533	22R67
25C501303	22R63
25C521841	22R52
LINCOLN	
95-1071	22R75
95-1073	22R67
95-1143	22R67
141-0010	22R67
141-0025	22R63
C282975-1	22R69
C282975-2/-3	22R52
MERCURY	
28-2975-3	22R52
55-75782-2	22R67
95-1023	22R29
95-1024	22R29
95-1071	22R75
95-1073	22R67
95-1143	22R67
141-0010	22R67
141-0025	22R63
C282975-1	22R69
C282975-2	22R52
MOPAR	
32-8313-1/-2	22R69
32-8592/-1	22R52
65-0347	22R29
25B472533	22R67
25B372533	22R67
25C501644/-J	22R69
25C580066	22R73
25K512083	22R69
MOTOROLA	
25B472214	22R67
25B472533/-J	22R67
25B591533	22R57
25B70950/B/D/E	22R67
25C 72533/-J	22R67
25C472586	22R28
25C500189	22R57
25C501303/D/G	22R63
25C501644/-J	22R69
25C21841	22R52
25C534978	22R63
25C580066	22R73
25K512083	22R69
25K580539	22R67
25C591533	22R57
25K590650	22R69
NASH	
25B472533	22R67
25C472533	22R67
25C591533	22R57
OLDSMOBILE	
6064	22R89
6065	22R52
6067	22R52
7255881	22R52
7263094	22R52
7264884	22R52
PHILCO	
32-8313	22R69
65-0404	22R55
PONTIAC	
6067	22R52
7255881	22R71
7259375	22R71
STUDEBAKER	
6065	22R52
32-8313-1/-3	22R69
32-8314-3	22R86
65-0404	22R55
TRUETONE	
104295	22R61
B-80-243	22R61
12A23524	22R70
WILLYS	
25B472533	22R67

27 SERIES
25 SERIES
GEO SERIES

For more detailed information on mounting type, special applications and frequency response refer to the GREEN section of this Catalog.

MI-T SERIES

For more detailed information on these miniature transformers see the BLUE section of this catalog.



BCV



BCH



BAH



BAV



GGV

TRANSFORMERS

Output

Single Plate to Voice Coil (3.5 ohms)

(Speaker Housing And Twist Leg Mounting)

Part No.	Primary Impedance In Ohms	Primary MADC	Watts	Mtg. Type	Mtg. Centers	Dimensions H.	Dimensions W. x D.	Wt. Lbs.
24S30	5,000	30	3	BCV**	1 3/16	1 7/16	1 3/16 x 1	.2
24S31	7,000	30	5	BCH	1 11/16	1 3/8	1 11/16 x 1 1/4	.3
24S32	7,000	20	3	BCH	1 7/16	1 3/16	1 7/16 x 1	.25
24S33	7,000	30	5	BCV	1 3/8	1 11/16	1 3/8 x 1 1/4	.3
24S34	8,000	30	5	BCH	1 11/16	1 3/8	1 11/16 x 1 1/4	.3
24S35	9,000	30	5	BCH	1 11/16	1 3/8	1 11/16 x 1 1/4	.3
24S36	10,000	30	3	BCH	1 7/16	1 3/16	1 7/16 x 1	.2
24S37	10,000	30	3	BCV	1 3/16	1 7/16	1 3/16 x 1	.2
24S38	10,000	30	5	BCH	1 11/16	1 3/8	1 11/16 x 1 1/4	.3
24S39	10,000	30	5	BCV**	1 3/8	1 11/16	1 3/8 x 1 1/4	.3
24S40	12,000	20	3	BCH	1 7/16	1 3/16	1 7/16 x 1	.2

Single Plate to Voice Coil (3.5 ohms)

Part No.	Primary Impedance	Primary MADC	Watts	Mtg. Type	Mtg. Centers	Dimensions H.	Dimensions W. x D.	Wt. Lbs.
24S53	2,000	50	3	BAH	1 3/4	1 3/16	2 1/8 x 1	0.2
24S50	2,000	55	5	BAH	2	1 3/8	2 3/8 x 1 1/4	0.5
24S95	2,000 or 6,000	60/10	5	BAH	2	1 3/8	2 3/8 x 1 1/4	0.5
22S45	1,500 - 3,000	55	5	BAH	2	1 3/8	2 3/8 x 1 1/4	0.5
26S58	2,500	40	3	BAV	1 1/2	1 3/8	1 1/4 x 1 7/8	0.2
22S46	2,000 - 3,000	35	5	BAH	2	1 3/8	2 3/8 x 1 1/4	0.5
26S50	3,500	60	8	BAH	2 3/8	1 5/8	2 7/8 x 1 5/8	0.75
24S48	4-5,000	40	3	BAH	1 3/4	1 1/4	2 1/8 x 1	0.4
24S51	5,000	40	5	BAH	2	1 3/8	2 3/8 x 1 1/4	0.5
26S49	5,000	50	8	BAH	2 3/8	1 5/8	2 7/8 x 1 5/8	0.75
24S94	6,000	10	3	BAH	1 3/4	1 3/16	2 1/8 x 7/8	0.3
24S49	7-8,000	30	3	BAH	1 3/4	1 3/16	2 1/8 x 1	0.4
24S52	7-10,000	30	5	BAH	2	1 3/8	2 3/8 x 1 1/4	0.5
26S48	7,000	40	8	BAH	2 3/8	1 5/8	2 7/8 x 1 5/8	0.75
24S81	8,000	20	3	BAV	1 1/2	1 3/8	1 7/8 x 1	0.25
24S82	8,000	30	3	BAH	1 3/4	1 3/16	2 1/8 x 1 1/8	0.25
24S97	9,000/2,500	10/40	5	BAH	2	1 3/8	2 3/8 x 1 1/4	0.5
24S83	10,000	30	3	BAH	1 3/4	1 3/16	2 1/8 x 1 1/4	0.25
24S84	10,000	30	3	BAV	1 1/2	1 3/8	1 7/8 x 1 1/4	0.25
24S98	10,000	30	5	BAH	2	1 3/8	2 3/8 x 1 1/4	0.5
24S54	15-20,000	10	5	BAH	2	1 3/8	2 3/8 x 1 1/4	0.5
24S99	25,000	5	5	BAH	2	1 3/8	2 3/8 x 1 1/4	0.5
MI-T47	50,000	.5	3MW	MAH		7/16	1/2 x 13/32	.095
MI-T48	50,000	.5	3MW	RAV-2	1 - Stud	23/32	21/32 Diameter	.028
MI-T49	50,000	.5	3MW	RSV-1	1 - Stud	23/32	21/32 Diameter	.031

Single Plate to Line or Voice Coil

Part No.	Primary Impedance	Secondary Impedance	MADC	Watts	Mtg. Type	Mtg. Centers	Dimensions H.	Dimensions W. x D.	Wt. Lbs.
24S41	900	4/8	120	10	BAH	2 13/16	2	3 1/8 x 2	1.2
24S78	1,500	2/4/6	55	5	BAH	2	1 3/8	2 3/8 x 1 3/4	.5
24S88	2,500	4/8/16	60	10	BAH	2 13/16	2	3 1/8 x 1 3/4	1
24S90	4,000	4/8/16	40	10	BAH	2 13/16	2	3 1/8 x 1 3/4	1
27S03	4,800/7,600	4/8/16	40	2	AJ	1 3/16 x 1 3/16	2 3/8	1 5/8 x 1 5/8	1
27S15	5,000	4/8/16/150/600	55	5	GA	2 1/8 x 1 3/4	3 13/16	2 3/8 x 2 3/4	2.25
25S38	5,000	4/8/16/150/600	55	5	TAV	1 3/4 x 2 11/16	3 1/8	2 1/2 x 3	2.25
25S43	5,000	4/8/15/150/600	55	5	TTV	1 3/4 x 2 11/16	3 1/8	2 1/2 x 3	2.25
24S92	5,000	4/8/16	50	10	BAH	2 13/16	2	3 1/8 x 1 3/4	1
24S91	5,000	4/8/15/500	55	20	GGV	2 x 1 11/16	3 1/8	2 5/8 x 2 5/8	2.5
24S96	7,000	4/8/16	40	10	BAH	2 13/16	2	3 1/8 x 1 3/4	1
27S16	8,000	4/8/16/150/600	55	5	GA	2 1/8 x 1 3/4	3 13/16	2 3/8 x 2 3/4	2.25
25S39	8,000	4/8/16/150/600	55	5	TAV	1 3/4 x 2 11/16	3 1/8	2 1/2 x 3	2.25
25S44	8,000	4/8/16/150/600	55	5	TTV	1 3/4 x 2 11/16	3 1/8	2 1/2 x 3	2.25

** Twist leg mounting for slotted chassis.

Output

Humbucking Single Plate to Voice Coil (3.5 ohms)

Part No.	Primary Impedance	Primary MADC	Watts	Mtg. Type	Mtg. Centers	Dimensions H.	Dimensions W. x D.	Wt. Lbs.
24S50A	2000 (3% & 6% Tap)	55	5	BAH	2	1 3/8	2 3/8 x 1 1/4	.5
24S85	2000 (5% Tap)	60	5	BAH	2	1 3/8	2 3/8 x 1 1/4	.5
24S87	2500 (5% Tap)	50	5	BAH	2	1 3/8	2 3/8 x 1 1/4	.5
24S89	3000 (3% & 6% Tap)	50	5	BAH	2	1 3/8	2 3/8 x 1 1/4	.5
24S51A	5000 (3% & 6% Tap)	40	5	BAH	2	1 3/8	2 3/8 x 1 1/4	.5

Push-Pull Plates to Line or Voice Coil

Part No.	Primary Secondary Impedance	Primary MADC	Watts	Mtg. Type	Mtg. Centers	Dimensions H.	Dimensions W. x D.	Wt. Lbs.
22S60	2500/4000CT to 3.5/8	60	10	BAH	2 13/16	2	3 1/8 x 1 3/4	1.25
22S72	3000CT to 3.5/8/16/250/500	90	25	GGV	1 3/4 x 2	3 1/8	2 5/8 x 2 5/8	2.5
27S11	3000/5000CT* to 600/16/8CT* and 150/4	90	15	JA	2 5/8 x 2 1/8	4 7/8	3 1/16 x 3 9/16	6
22S95	3000/5000CT to 3.5/8/16	60	25	GGV	1 3/4 x 2	3 1/8	2 5/8 x 2 5/8	2.5
22S96	3000/5000CT to 3.5/8/16	60	15	WTV	2 3/4 x 2 3/8	4 3/8	3 x 3 3/8	7.25
24S79	3300/3800CT to 4/8/250/500	125	75	GGV	3 x 2 13/16	4 3/4	4 x 3 7/8	8
22S78	3300CT to 3.5/8/16/250/500	180	60	GGV	2 1/2 x 2 1/2	3 7/8	3 1/4 x 3 3/4	5.25
MI-T62	4000CT to 3.2	0	4 MW	MAH		7/16	1/2 x 13/32	.095
MI-T63	4000CT to 3.2	0	4 MW	RAV-2	1 - Stud	21/32	23/32 Diameter	.028
MI-T64	4000CT to 3.2	0	4 MW	RSV-1	1 - Stud	21/32	23/32 Diameter	.031
24S77	4400CT# to 4/8/16/250/500	70	30	GGV	2 x 2 1/4	3 5/8	3 x 3 1/8	3.5
24S17	5000CT to 4/8/16	80	15	BAV	2 3/8	2 3/8	2 7/8 x 1 3/4	1
24S43	5000CT to 2/4/8/16/250/500	70	20	BHH	3 1/8	2 3/16	3 11/16 x 2	1.5
27S12	5000CT to 4/8/16/150/600	120	20	JA	2 5/8 x 2 1/8	4 7/8	3 1/16 x 3 9/16	6.5
25S35	5000CT to 4/8/16/150/600	120	20	TAV	2 3/4 x 3 7/8	4 1/4	3 5/8 x 4 7/16	6.5
25S40	5000CT to 4/8/16/150/600	120	20	TTV	2 3/4 x 3 7/8	4 1/4	3 5/8 x 4 7/16	6.5
22S70	5000CT to 3.5/8/16/250/500	80	25	GGV	1 3/4 x 2	3 1/8	2 5/8 x 2 5/8	2.5
22S71	5000CT to 4/8/16/250/500	80	30	GGV	2 x 2 1/4	3 5/8	3 x 3 3/8	3.7
22S58	5000/7000CT to 3.5/8	45	10	BAH	2 13/16	2	3 1/8 x 1 3/4	1.25
22S97	6000CT to 3.5/8/16/250/500	60	25	GGV	1 3/4 x 2	3 1/8	2 5/8 x 2 5/8	2.5
22S98	6000CT to 3.5/8/16/250/500	60	20	WTV	2 3/4 x 2 3/8	4 3/4	3 x 3 3/8	7.25
27S14	6000CT to 4/8/16/150/600	250	30	MA	3 11/16 x 3	6	4 11/16 x 4	9
25S37	6000CT to 4/8/16/150/600	250	30	TAV	2 1/2 x 4 3/4	5 5/16	4 1/2 x 5 1/4	9
25S42	6000CT to 4/8/16/150/600	250	30	TTV	2 1/2 x 4 3/4	5 5/16	4 1/2 x 5 1/4	9
22S47	6000/7000CT to 3.5	35	5	BAH	2	1 3/8	2 3/8 x 1 1/4	.5
22S68	6500CT to 3.5/8/16/250/500	70	25	GGV	1 3/4 x 2	3 1/8	2 5/8 x 2 5/8	2.5
24S57	6600CT to 3.5/8/16/250/500	150	35	GGV	2 1/2 x 2 3/16	4	3 1/4 x 3 1/8	4
24S18	6600CT# to 4/8/16/500	150	35	GGV	2 1/2 x 2 3/16	4	3 1/4 x 3 3/8	4.8
22S66	8000CT to 3.5/8/16/250/500	60	25	GGV	1 3/4 x 2	3 1/8	2 5/8 x 2 5/8	2.5
22S56	8000/10000CT to 3.5/8	35	10	BAH	2 13/16	2	3 1/8 x 1 3/4	1.25

* Split center tap.
\# Has extra 10% feedback winding.

CONTINUED ON NEXT PAGE.

27 SERIES
25 SERIES
GEO SERIES

For more detailed information on mounting type, special applications and frequency response refer to the GREEN section of this Catalog.

MI-T SERIES

For more detailed information on these miniature transformers see the BLUE section of this catalog.



BAH



GGV



WTV



BAV



BHH

27 SERIES
25 SERIES
GEO SERIES

For more detailed Information on mounting type, special applications and frequency response refer to the GREEN section of this Catalog.



VAV



WTV



BAV



BHH



TAV-1

TRANSFORMERS

Output

Push-Pull Plates to Line or Voice Coil (Continued)

Part No.	Primary Secondary Impedance	Primary MADC	Watts	Mtg. Type	Mtg. Centers	Dimensions H.	Dimensions W. x D.	Wt. Lbs.
22S44	9500CT to 3.5/8/16	35	12	VAV	1 7/8 x 2	3	2 1/2 x 2 3/8	2.5
22S94	9500CT to 3.5/8/16	50	20	WTV	2 3/4 x 2 3/8	4 3/8	3 x 3 3/8	7.25
22S93	9500CT to 3.5/8/16	50	25	GGV	1 3/4 x 2	3 1/8	2 5/8 x 2 5/8	2.5
24S93	10000CT to 3.5	40	5	BAH	2	1 3/8	2 3/8 x 1 1/4	.4
27S10	10000CT* to 8/16/600* and 150/4	80	5	HA	2 19/64 x 1 55/64	4 1/4	3 1/16 x 2 5/8	4
24S56	10000CT to 2/4/8	75	8	BAH	2 3/8	1 5/8	1 1/2 x 2 7/8	.7
26S59	1000CT to 3.5/8/16	30	12	BAH	2 13/16	2	2 x 3 1/8	1
24S19	10000CT to 4/8/16	60	12	BAV	2 3/8	2 3/8	2 7/8 x 1 3/4	1
24S44	10000CT to 2/4/8/16/250/500	45	15	BHH	2 13/16	2	3 1/4 x 1 3/4	1
27S13	10000CT# to 4/8/16/150/600	200	15	JA	2 5/8 x 2 1/8	4 7/8	3 9/16 x 3 1/16	5
25S36	10000CT# to 4/8/16/150/600	200	15	TAV	2 1/4 x 3 1/2	3 7/8	3 1/4 x 4	5
25S41	10000CT# to 4/8/16/150/600	200	15	TTV	2 1/4 x 3 1/2	3 7/8	3 1/4 x 4	5
24S58	10000/7000CT to 3.5/8/16/500	60	25	GGV	2 x 1 11/16	3 3/16	2 5/8 x 2 5/8	2.7
22S48	12000/10000CT to 3.5	8	5	BAH	2	1 3/8	2 3/8 x 1 1/4	.5
26S47	14000CT to 3.5	35	12	BAH	2 13/16	2	3 1/8 x 2	1
24S20	14000CT to 4/8/16	60	15	BAV	2 3/8	2 3/8	2 7/8 x 1 3/4	1
24S26	20000CT to 4/8/16	50	15	BAV	2 3/8	2 3/8	2 7/8 x 1 3/4	1
24S59	25000CT to 3.5	20	5	BAH	2	1 3/8	2 3/8 x 1 3/8	.4
24S28	50000CT to 3.5	20	5	BAH	2	1 3/8	2 3/8 x 1 1/4	.5
24S29	50000CT to 3.5	20	8	BAH	2 3/8	1 5/8	2 7/8 x 1 1/2	.6

Hybrid Circuit Output

The circuit shown at the right is a typical 'Patch' hybrid circuit using two 22S51 transformers.

This circuit is ideally suited for use in duplex radio communications where two way communication to and from a remote point is desired. It may also be adapted to operate sound distribution systems or speech amplifier and modulator for transmission from remote point. The output from a radio receiver may then be connected to the transformer marked T2 so that the received signal may be transmitted (through the 500 ohm line) to the remote point.

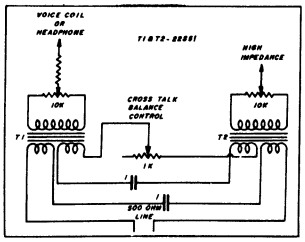

Part No.	Impedance in Ohms Primary	Impedance in Ohms Secondary	Mtg. Type	Mtg. Centers	Dimensions H.	Dimensions W. x D.	Wt. Lbs.
22S51	10,000	500 each	TAV-1	1 15/16	1 15/16	1 9/16 x 2 1/4	1.0

* Split center tap.
\# Has extra 10% feedback winding.

Output

Universal Output Single or Push-Pull Plates to Voice Coil

Part No.	Primary Impedance	Secondary Impedance	Primary MADC	Watts	Mtg. Type	Mtg. Centers	Dimensions H.	Dimensions W. x D.	Wt. Lbs.
22S86	2000 to 14000CT	3.5/8	50	3	BAH	2	1 3/8	2 3/8 x 1 1/4	.5
24S04	4000 to 14000CT	.1 to 50	35	4	BHH	2	1 3/8	2 3/8 x 1 1/4	.5
24S05	2000 to 13000CT	.1 to 50	50	4	BHH	2	1 3/8	2 3/8 x 1 1/4	.5
24S60	4000 to 14000CT	.1 to 30	35	4	BHH	2	1 3/8	2 3/8 x 1 1/4	.5
22S87	2000 to 14000CT	3.5/8	50	6	BAH	2	1 3/8	3 1/8 x 1 3/8	1
24S09	2500 to 13000CT	.1 to 50	70	8	BHV	2	2	2 3/8 x 2 1/8	.75
24S08	4000 to 20000CT	.5 to 50	50	8	BHV	2	2	2 3/8 x 2 1/8	.75
24S07	4000 to 10000	3 to 8	40	8	BHH	2 3/8	1 5/8	2 7/8 x 1 1/2	.75
24S06	4000 to 14000CT	.1 to 50	40	8	BHH	2 3/8	1 5/8	2 7/8 x 1 1/2	.75
24S61	4000 to 14000CT	.1 to 30	40	8	BHH	2 3/8	1 5/8	2 7/8 x 2	1
24S63	1500 to 4500	.1 to 7.2	75	8	BHH	2 13/16	2	3 1/8 x 1 5/8	1
22S62	1500 to 4000CT	.1 to 30	50	8	BHH	2 13/16	2	3 1/8 x 2 1/8	1.25
22S88	2000 to 14000CT	3.5/8	50	8	BAH	2 13/16	2	3 1/8 x 1 3/8	1
24S64	1500 to 10000	.02 to 30	55	10	BHH	2 3/8	1 5/8	2 7/8 x 1 1/2	.7
24S11	2500 to 14000CT	.1 to 30	50	10	BHV	2 3/8	2 3/8	2 7/8 x 1 1/2	1
24S13	2500 to 13000CT	.1 to 50	75	15	BHV	2 3/8	2 3/8	2 7/8 x 2 3/8	1.5
24S12	3500 to 14000CT	.1 to 50	40	18	BHV	2 3/8	2 3/8	2 7/8 x 2	1.33
26S46	4000 to 14000CT	.1 to 30	40	18	BHV	2 3/8	2 3/8	2 7/8 x 2 1/4	1.5
24S14	4000 to 14000CT	.1 to 50	50	18	BHH	2 13/16	2	3 1/8 x 2	1.25
24S15	8000 to 14000CT	4/8/16/500	60	18	GGV	2 x 1 7/16	3 1/8	2 5/8 x 2 1/2	2.25
24S55	3000 to 10000CT	1 to 30	60	20	BHV	2 13/16	2 5/8	2 1/4 x 3 5/16	1.8
24S16	4000 to 14000CT	.1 to 5	60	20	BHV	3 1/8	3 1/8	3 5/8 x 2 1/2	3
24S42	3000 to 10000CT	.17 to 32	70	24	BHH	3 1/8	2 1/4	3 11/16 x 2 1/8	1.8
22S74	2500 to 14000CT	1 to 30	80	25	BHH	3 5/8	2 1/2	4 x 2 5/8	2.5

Tube to Line Mixer

Part No.	Impedance Primary	Impedance Secondary	Primary MADC	Watts	Mtg. Type	Mtg. Centers	Dimensions H.	Dimensions W. x D.	Wt. Lbs.
MI-T73	25,000	500	.5	009	MAH		7/16	3/4 x 5/8	.023
MI-T74	25,000	500	.5	009	RAV-3	1 5/32	29/32	7/8 Diameter	.059
MI-T75	25,000	500	.5	009	RSV-2	1 5/32	29/32	7/8 Diameter	.063
MI-T76	30,000	50	1	009	MAH		7/16	3/4 x 5/8	.023
MI-T77	30,000	50	1	009	RAV-3	1 5/32	29/32	7/8 Diameter	.059
MI-T78	30,000	50	1	009	RSV-2	1 5/32	29/32	7/8 Diameter	.063
MI-T79	100,000	60	.25	009	MAH		7/16	3/4 x 5/8	.023
MI-T80	100,000	60	.25	009	RAV-3	1 5/32	29/32	7/8 Diameter	.059
MI-T81	100,000	60	.25	009	RSV-2	1 5/32	29/32	7/8 Diameter	.063
MI-T91	25,000	500	1.5	.01	BAH	1 1/16	5/8	1 9/32 x 19/32	.031
MI-T92	25,000	500	1.5	.01	RAV-3	1 5/32	1 3/32	7/8 Diameter	.075
MI-T93	25,000	500	1.5	.01	RSV-2	1 5/32	1 3/32	7/8 Diameter	.082
MI-T94	30,000	50	1	.01	BAH	1 5/32	5/8	1 9/32 x 19/32	.031
MI-T95	30,000	50	1	.01	RAV-3	1 5/32	1 3/32	7/8 Diameter	.075
MI-T96	30,000	50	1	.01	RSV-2	1 5/32	1 3/32	7/8 Diameter	.082
MI-T97	100,000	60	.25	.01	BAH	1 1/16	5/8	1 9/32 x 19/32	.031
MI-T98	100,000	60	.25	.01	RAV-3	1 5/32	1 3/32	7/8 Diameter	.075
MI-T99	100,000	60	.25	.01	RSV-2	1 5/32	1 3/32	7/8 Diameter	.082
27S27	15,000	50/250/500	0	.01	RSV	1 1/8	1 7/16	15/16 Diameter	.12
27S28	15,000	50/250/500	3	.01	RSV	1 1/8	1 7/16	15/16 Diameter	.12
22S53	8,000 to 15,000CT*	50/125/200/ 250/333/500	1	.01	RAV	2 1/4	2 5/8	1 3/4	1
MI-T118	15,000	50/250/600	0	.02	BAH	1 1/8	3/4	1 5/8 x 13/16	.069
MI-T119	15,000	50/250/600	0	.02	RAV-4	1 1/8	1 7/16	15/16 Diameter	.106
MI-T120	15,000	50/250/600	0	.02	RSV	1 1/8	1 7/16	15/16 Diameter	.116
27S07	15,000	150/600	10	.031	FA	1 11/16 x 1 7/16	3 1/8	2 1/16 x 2 5/16	2.25
25S23	15,000	150/600	10	.031	UTV	1 3/8 x 1 9/16	3 1/8	2 1/16 x 2 5/16	1.5
25S28	20,000CT	150/600CT*	10	.031	UTV	1 3/8 x 1 9/16	3 1/8	2 1/16 x 2 5/16	1.5
27S31	20,000CT	150/600	4	.12	RSV	1 1/8	1 7/16	15/16 Diameter	.12
27S17	15,000	62.5/150/ 250/600	10	.4	5A	1 1/2	2 1/2	1 1/2 x 1 1/2	0.75
27S06	60,000CT	600CT*	20	.5	AJ	1 3/16 x 1 3/16	2 3/8	1 5/8 x 1 5/8	1
25S32	15,000	50/150/200/ 250/333/500	0	.5	UTV-1	1 1/8 x 1 1/8	2	1 1/2 x 1 1/2	1
25S34	15,000	50/150/200/ 250/333/500	0	.5	UTV-1	1 1/8 x 1 1/8	2	1 1/2 x 1 1/2	1
25S33	30,000CT	50/150/200/	5	.5	UTV-1	1 1/8 x 1 1/8	2	1 1/2 x 1 1/2	1
27S08	20,000CT*	150/600CT*	10	1	HA	2 19/64 x 1 55/64	4 1/4	2 5/8 x 3 1/16	3
27S05	24,000CT	600CT*	20	1	AJ	1 5/16 x 1 3/16	2 3/8	1 5/8 x 1 5/8	1

* Split center tap.

CONTINUED ON NEXT PAGE.

27 SERIES
25 SERIES
GEO SERIES

For more detailed information on mounting type, special applications and frequency response refer to the GREEN section of this Catalog.

MI-T SERIES

For more detailed information on these miniature transformers see the BLUE section of this catalog.

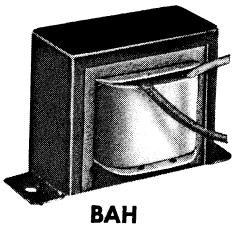

BAH



BHH



BHV



GGV

TRANSFORMERS

Output

27 SERIES
25 SERIES
GEO SERIES

For more detailed information on mounting type, special applications and frequency response refer to the GREEN section of this Catalog.

MI-T SERIES

For more detailed information on these miniature transformers see the BLUE section of this catalog.



BHH



BGH



FGV



BHV



BAV

Tube to Line Mixer

Part No.	Impedance Primary	Impedance Secondary	Primary MADC	Watts	Mtg. Type	Mtg. Centers	Dimensions H.	Dimensions W. x D.	Wt. Lbs.
GEO-34	15,000CT*	500*	5	1	3	1 1/4	2 1/4	1 25/64 x 1 1/16	.4
GEO-35	15,000CT*	500*	5	1.5	3	1 1/4	2 1/4	1 25/64 x 1 1/16	.4
27S04	15,000CT	600CT*	10	2	AJ	1 3/16 x 1 3/16	2 3/8	1 5/8 x 1 5/8	1
GEO-37	16,000CT*	500/333/233/ 200/125/67.5/ 50/17	25	2	4	1 x 13/16	2 3/8	1 1/2 x 1 5/16	.5
GEO-38	16,000CT*	500/333/233/ 200/125/67.5/ 50/17	20	2	4	1 x 13/16	2 3/8	1 1/2 x 1 5/16	.5
GEO-39	20,000CT*	60/45/30/24/	5	2	4	1 x 13/16	2 3/8	1 1/2 x 1 5/16	.5
22S75	7,000	50	30	3	BHH	1 3/4	1 3/16	2 1/8 x 1 1/4	.25
22S92	20,000CT	125/200/500	10	3	RTV	1 3/8 x 1 3/8	2	1 5/8 Diameter	.5
22S59	15,000	500CT	10	4	BGH	2 3/8	1 5/8	2 7/8 x 1 5/8	.75
25S25	10,000CT	8/16/600CT* and 4/150	60	5	UTV	1 7/8 x 2	4 1/4	2 5/8 x 3 1/16	4
22S90	20,000CT	125/200/500	25	8	FGV	2 3/8	2 3/8	2 7/8 x 1 7/8	1
22S91	20,000CT	125/200/500	25	8	BAH	2 13/16	2	3 1/8 x 2	1
22S77	2,500 to 7,000	500	60	10	BHV	2 13/16	2 11/16	3 1/8 x 2 1/4	1.5
24S25	8,000 to 14,000CT	500	55	10	BHV	2 13/16	2 3/4	3 1/8 x 2 1/4	1.5
24S27	5,000/10,000 20,000CT	50/125/333/ 500	15	10	BHH	2 13/16	2	3 1/8 x 1 3/4	1
27S09	7,500CT##	150/600CT*	60	20	JA	2 5/8 x 2 1/8	4 7/8	3 1/16 x 3 9/16	6
22S76	3,000 to 14,000CT	500	60	25	BHH	3 5/8	2 1/2	4 x 2 5/8	2.5

Line to Voice Coil

Part No.	Impedance Primary	Impedance Secondary	Watts	Mtg. Type	Mtg. Centers	Dimensions H.	Dimensions W. x D.	Wt. Lbs.
22S81	45/50	3.5/8	8	BAH	2 3/8	1 5/8	2 7/8 x 1 5/8	1
24S75	500	3.5/8	5	BHH	2	1 3/8	1 1/4 x 2 3/8	.5
27S01	600CT*	4/8/16	2	AJ				1
GEO-43	500/125	4/16	1	2	1	1 11/16	1 1/16 x 7/8	4.2
24S45	500	4/6/8/15	15	BHV	2 3/8	2 5/16	2 7/8 x 1 3/4	1.2
22S80	500/600	3.5/8/16	8	BHH	3 1/8	2 1/4	3 3/4 x 2 1/4	1.5
22S84	500/1000/1500/2000	3.5/8/16	8	BAH	2 13/16	2	3 1/8 x 1 3/4	1
24S46	500/1000/1500/2000	3.5/8	8	BHH	2 3/8	1 5/8	2 7/8 x 1 5/8	1.2
22S85	500/1000/1500/2000	3.5/8/16	8	BAH	2 3/8	1 5/8	2 7/8 x 1 5/8	1.2
24S66	500/1000/1500/2000	3.5/8	10	BAV	2	2	2 1/2 x 1 5/8	1
24S47	500/1000/1500/2000	3.5/8	12	BHV	2 3/8	2 5/16	2 7/8 x 1 7/8	1.2
24S10	2500/4000/6000/8000	6 - 8	12	BAV	2 3/8	2 5/16	2 7/8 x 1 3/4	1.1
22S83	500/1000/1500/2000	3.5/8/16	15	BAH	3 1/8	2 1/4	3 3/4 x 2	2.25
24S67	500/1000/1500/2000	3.5/8	18	BHV	2 3/8	2 5/16	2 7/8 x 2	1.7
22S82	500/1000/1500/2000	3.5/8	25	BHH	3 5/8	2 1/2	4 x 2 5/8	2.25
24S00	500/1000/1500	4/8/16	25	BHV	3 1/8	3 1/8	3 5/8 x 2 1/4	2.5

Line To Multiple Voice Coil

DESIGNED TO OPERATE ONE OR MORE SPEAKERS IN PARALLEL ACROSS A 500 OHM LINE

Part No.	Impedance in Ohms	Watts	Mtg. Type	Mtg. Centers	Dimensions H.	Dimensions W. x D.	Wt. Lbs.
24S76	Pri. 500/1000/1500/2000/2500/3000 Sec. .06 to 8 ohms when pri. is 500 ohms .12 to 16 ohms when pri. is 1000 ohms, etc.	15	BHV	2 3/8	2 5/16	2 7/8 x 2	1.4
24S62	Pri. 500/1000/1500/2000/2500/3000 Sec. .06 to 8 ohms when pri. is 500 ohms .12 to 16 ohms when pri. is 1000 ohms, etc.	25	BAV	3	3	3 3/8 x 2 1/8	2

Tube or Crystal Cutter and Voice Coil

Part No.	Primary-Secondary Impedance	MADC	Watts	Mtg. Type	Mtg. Centers	Dimensions H.	Dimensions W. x D.	Wt. Lbs.
22S99	5000 ohm plate to 10,000 ohm crystal and 3.2 ohm	50	4	BGH	2 7/8	2	3 1/8 x 1 3/4	1.25

* Split CT.
\## Has extra 15% feedback winding.

Output

High Fidelity Output Transformer

Part No.	Impedance Primary	Impedance Secondary	Primary MADC Each Side CT	Watts	Mtg. Type	Mtg. Centers	Dimensions H.	Dimensions W. x D.	Wt. Lbs.
25S29	2500/3000CT*	8/16/600CT* and 4/150	130	40	UTV	2 11/16 x 3 5/16	5 9/16	3 11/16 x 4 5/16	9.5
22S41	3000CT	8/16	175	50	GGV	2 3/4 x 3 1/16	4 5/16	3 1/2 x 4 1/4	7.5
25S27	3000/5000CT*	8/16/600CT* and 4/150	100	15	UTV	2 1/8 x 2 3/8	4 7/8	3 1/16 x 3 9/16	6
22S63	5000CT	8/16	150	50	GGV	2 3/4 x 3 1/16	4 5/16	3 1/2 x 4 1/4	6
22S39	6600CT●	4/8/16	100	20	TAV	2 3/4 x 3 7/8	4 1/4	3 9/16 x 4 7/16	4
22S67	6600CT	8/16	125	50	GGV	2 3/4 x 3 1/16	4 5/16	3 9/16 x 4 1/4	6
22S42	7400CT●	4/8/16	100	40 ▲	GGV	2 1/2 x 2 7/8	3 7/8	3 1/4 x 3 7/8	6
22S43	7400CT●	4/8/16	100	40 ■	TAV	2 3/4 x 3 7/8	4 1/4	4 7/16 x 3 5/8	7.5
25S26	7500CT	8/20	120	20	UTV	2 1/8 x 2 3/8	4 7/8	3 1/16 x 3 9/16	5.75
22S65	7600CT●	4/8/16	100	25	GGV	2 3/4 x 3 1/16	4 5/16	3 9/16 x 4 1/4	6
22S69	9000CT	8/16	100	50	GGV	2 3/4 x 3 1/16	4 5/16	3 9/16 x 4 1/4	6
22S49	9500CT●	4/8/16	100	15	TAV	2 3/4 x 3 7/8	4 1/4	3 9/16 x 4 7/16	4
25S25	10000CT*	8/16/600CT* and 4/150	80	5	UTV	1 7/8 x 2	4 1/4	2 5/8 x 3 1/16	4
25S30	10000CT	8/16/600CT*	80	5	UTV	2 1/8 x 2 3/8	4 7/8	3 1/16 x 3 9/16	6
25S31	10000CT●	4/8/16	130	20	UTV	2 1/8 x 2 3/8	4 7/8	3 1/16 x 3 9/16	7

* Split center tap.
\# Has extra 15% feedback winding.
● Has ultra-Linear screen taps.
▲ Frequency response ± 1 DB 10-100,000 CPS.
■ Frequency response ± 1/2 DB 10-100,000 CPS @ 10 Watts.

27 SERIES
25 SERIES
GEO SERIES

For more detailed information on mounting type, special applications and frequency response refer to the GREEN section of this Catalog.



GGV



TAV

High Fidelity Output Transformer Applications

The Amplifier Circuit shown below is a Williamson type using an ultra-linear output transformer. The addition of this ultra-linear feature into the Williamson type amplifier not only increases the power output of the unit but also reduces the percentage of distortion to a level unobtainable by previous methods.

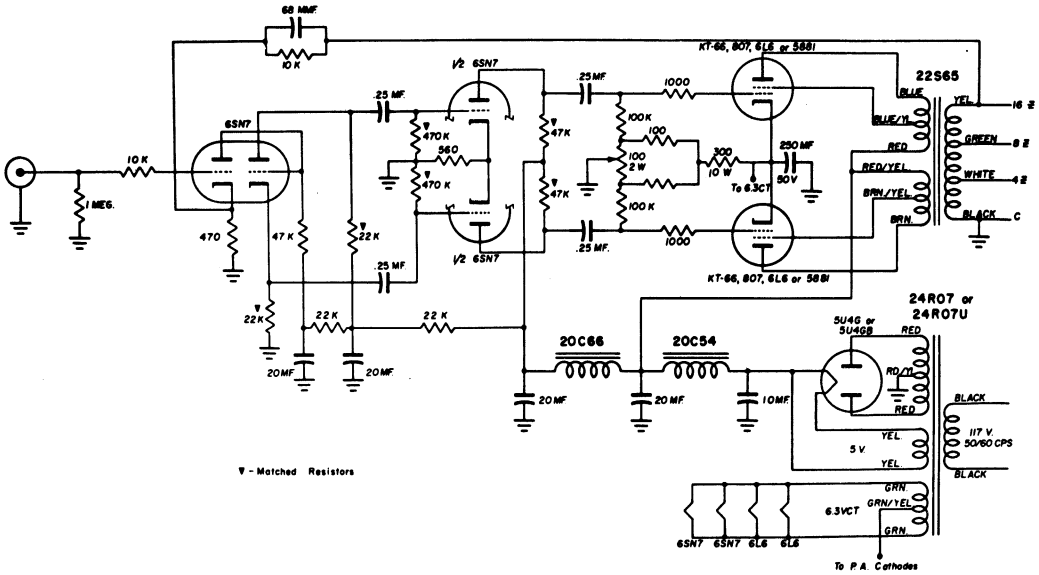

TRANSFORMERS

Output



BAH

"Twin Coupled" Output Transformer

- ▶ USES CONVENTIONAL POWER TRANSFORMER. NO SPECIAL TAPS OR VOLTAGES NEEDED.
- ▶ LOWER PRICED OUTPUT TRANSFORMER.
- ▶ NO DISTORTED POWER PEAKS.
- ▶ NO OVERLOAD DISTORTION.
- ▶ PUSH-PULL PHASE INVERTER.
- ▶ PUSH-PULL DRIVER STAGE.
- ▶ PUSH-PULL FEED BACK REDUCES BALANCING PROBLEMS.
- ▶ MORE STABLE OPERATION.
- ▶ CIRCUIT READILY ADAPTABLE TO PUSH-PULL INPUT.
- ▶ LESS THAN 1 1/2% 2ND HORMONIC DISTORTION AT 10 WATTS CONTINUOUS TONE.
- ▶ EXCELLENT FREQUENCY RESPONSE.

Part No.	Impedance In Ohms	MADC	Watts	Mtg. Type	Mtg. Centers	Dimensions H.	Dimensions W. x D.	Weight Lbs.
22S21	Pri. 4000 Ohms CT Sec. 8/16/32	75	7.5	BAH	3 1/8	2 1/4	3 3/4 x 2	2.25

FREQUENCY RESPONSE FOR 22S21 "TWIN COUPLED" AMPLIFIER

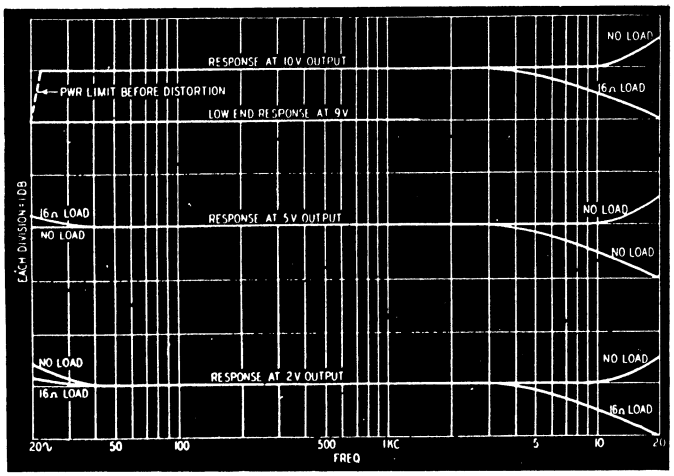

Frequency response at different levels: measured with continuous tone. Taken with R6-C1 connected. Operation into dynamic speaker or combination with dynamic tweeter comes out nearer to flat than either high-end curve. For electrostatic tweeter (without internal compensation of any kind) and R6-C1 removed, response is about ± 2 db at 20,000 cycles, according to tweeter referred capacitance.

Twin Coupled Amplifier

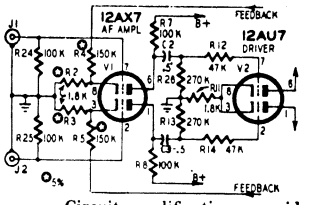

Circuit modification provides push-pull input.

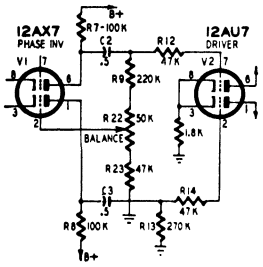

Circuit shows how to add a balance control.

15 Watts

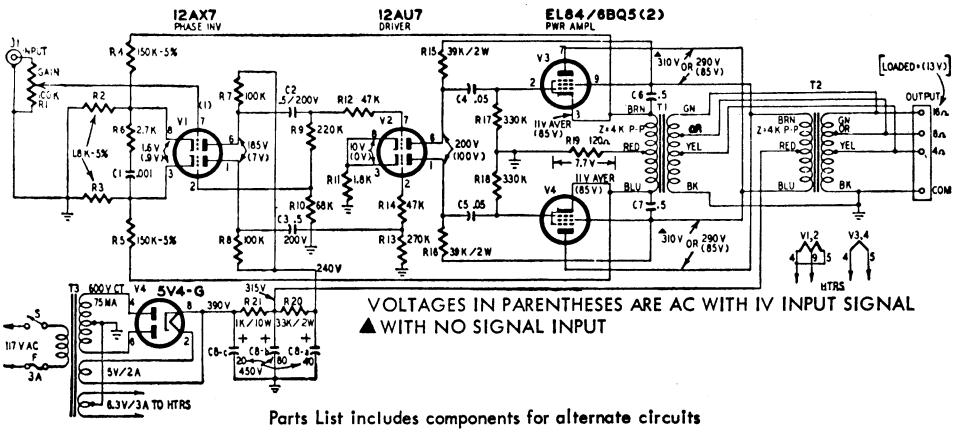

VOLTAGES IN PARENTHESES ARE AC WITH IV INPUT SIGNAL
▲ WITH NO SIGNAL INPUT

Parts List includes components for alternate circuits

R1-pot, 100,000 ohms, audio taper, with spst switch
R2, 3-1,800 ohms, 5%
R4, 5-150,000 ohms, 5%
R6-2,700 ohms, 5%
R7, 8-100,000 ohms
R9-220,000 ohms
R10-68,000 ohms
R11-1,800 ohms
R12, 14-47,000 ohms
R13, 26-270,000 ohms
R15, 16-39,000 ohms, 2 watts
R17, 18-330,000 ohms
R19-120 ohms, 2 watts
R20-33,000 ohms, 2 watts
R21-1,000 ohms, 10 watts, wirewound
R22-pot, 50,000 ohms, linear tapes
R23-47,000 ohms
R24, 25-100,000 ohms
All resistors 1/2 watt, 10% unless noted
C1-.001 uf
C2, 3-0.5 uf. 200 volts, paper tubular
C4, 5-.05 uf. 600 volts
C6, 7-0.5 uf. 600 volts, paper tubular
C8-40-80-20 uf. 450 volts, electrolytic, can type
F-Fuse, 3 amp
J1, 2-phono jacks
S-spst switch on R1
T1, 2-output transformers, 7 1/2 watts, 4,000 ohms, plate to plate ct: 8-, 16-, 32-ohm secondary 22S21.
T3-power transformer: primary, 117 volts; secondary, 600 volts. ct. 75 ma: 5 volts, 2 amp; 6.3 volts, 3 amp. 22R02
V1-12AX7
V2-12AU7
V3, 4-Amperex EL84
V5-5V4
Chassis, 9 x 7 x 2 inches
Sockets, 9-pin shielded (2)
Sockets, 9-pin unshielded (2)
Socket, octal
Fuse extractor post
Barrier strip, Cinch-Jones 4-141 or equivalent
Grommets, 3/8 inch (4)
Grommet, 1/4 inch
Tie strip, Cinch Jones 52A
Tie strip, Cinch Jones 53C (one mounting lug removed)
Miscellaneous hardware

Output

Output 70.7 Volt & 25 Volt

The 70.7 Volt and the 25 Volt sound distribution systems have become the most widely accepted distribution systems in use today. The 70.7 and the 25 Volt Line to Voice Coil Transformers have been designed to provide systems that combine simplicity and versatility with excellent sound reproduction.

There are many advantages in using a 70.7 or 25 Volt System for multi-speaker installations, one of the main advantages being simplicity itself. It is only necessary to know the full power output of the amplifier and the full power desired at each speaker to design the complete speaker system. To choose the correct transformers match the power to be delivered to each speaker with the power rating of a 70.7 or 25 Volt Line Transformer. Then connect the primaries of the transformers to the 70.7 or 25 Volt tap on the amplifier. When the sum of the power rating shown on each transformer is equal to the full power output rating of the amplifier, and the speakers are connected to the appropriate secondary tap, the system is perfectly matched.

Most newer amplifiers have a designated 70.7 and/or 25 volt outlet, but almost any amplifier has an impedance tap which may be used as a 70.7 or 25 volt output.

The following table gives these impedance taps:

Full Power Output of Amplifier	Impedance tap for 70.7 Volt Line	Impedance tap for 25 Volt Line
5	1000 Ohms	125 Ohms
10	500 Ohms	62.5 Ohms
20	250 Ohms	31.2 Ohms
25	200 Ohms	25 Ohms
40	125 Ohms	15.6 Ohms
50	100 Ohms	12.5 Ohms
100	50 Ohms	6.25 Ohms

For Power ratings not shown use the following formulae:

$\frac{5000}{W}$ Impedance Tap for 70.7 Volt Line

$\frac{625}{W}$ Impedance Tap for 25 Volt Line

W Full Power Output of Amplifier

Another big advantage of these systems is its versatility. Speakers may be added, removed or their power level changed by simply moving a single connection on the transformers. For systems that must have extreme flexibility the 24S70 which is complete with integrated tap switch to give instantaneous speaker control.

25 Volt Line to Voice Coil

Part No.	Power Steps In Watts	Impedance In Ohms	Mtg. Type	Mtg. Centers	Dimensions H.	Dimensions W. x D.	Wt. Lbs.
24S24	5/2.5/1.25/.625/.312	Pri. 125/250/500/1000/2000 Sec. 4/8	BHV	1 3/4	1 3/4	2 x 1 1/4	0.4
24S21	8/4/2/1/.5	Pri. 78/156/312.5/625/1250 Sec. 4/8/16	BHV	2 1/8	2	2 5/8 x 1 3/4	1
24S23 ●	10/5/2.5/1.25	Pri. 62.5/125/250/500 Sec. 4/8	BHV	2 3/8	2 3/8	2 7/8 x 1 3/4	1.4
24S22	16/8/4/2/1/.5	Pri. 39/78/156/312.5/625/1250 Sec. 4/8/16	BHV	2 13/16	2 3/4	3 1/4 x 2 1/8	1.75

70.7 Volt Line to Voice Coil

Part No.	Power Steps In Watts	Impedance In Ohms	Mtg. Type	Mtg. Centers	Dimensions H.	Dimensions W. x D.	Wt. Lbs.
24S01	2/1/.5/.25/.125	2500/5000/10000/20000/40000 Sec. 4/8	BHV	1 3/4	1 3/4	2 x 1 1/4	.5
24S74	5/2.5/1.25/.62/.31	Pri. 1000/2000 4000/8000/16000 Sec. 4/8	BHH	2	1 3/8	2 3/8 x 1 1/4	0.5
24S71	8/4/2/1/0.5	Pri. 625/1250/2500/5000/10000 Sec. 4/8/16	BHV	2	2	2 1/2 x 1 5/8	1
24S73 ●	10/5/2.5/1.25	Pri. 500/1000/2000/4000 Sec. 4/8	BHV	2 3/8	2 3/8	2 x 2 7/8	1.5
24S72	16/8/4/2/1/0.5	Pri. 312.5/625/1250/2500/5000/10000 Sec. 4/8/16	BHV	2 13/16	2 5/8	2 1/4 x 3 1/8	1.75
24S70 ▶	16/8/4/2/1/0.5	Pri. 312.5/625/1250/2500/5000/10000 Sec. 4/8/16	TAV Special	3 1/2 x 2	3 1/2	3 1/2 x 2 13/16	2.5
24S02	24/12/6/3/1.5	208/416/832/1664/3330 Sec. 4/8/16	BHV	3 1/8	3 1/16	3 5/8 x 3 5/8	2.5

▶ Provided with wattage selection switch.
● Autoformer.



TAV-SPECIAL



BHV



BHH

TYPICAL 25 VOLT LINE DISTRIBUTION SYSTEM

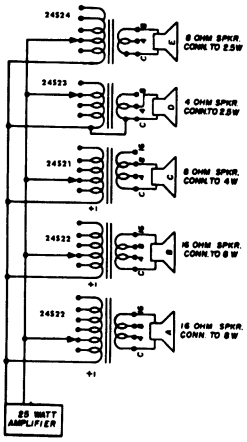

TYPICAL 70.7 VOLT LINE DISTRIBUTION SYSTEM

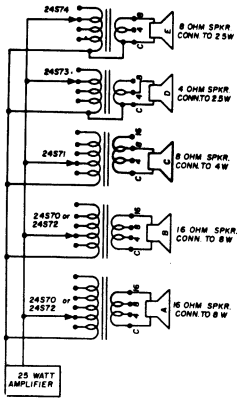



BAH



BAV



BHV



XAV



BCH

Transistor Output Transformers

These Transistor Output Transformers have been designed to cover almost all of the power transistor applications such as used in automobile radios, audio power amplifiers and many other circuits. The TR-57 and TR-59 has been designed to cover parallel 3.2 and 8 ohm voice coil applications.

Part No.	Impedance		Primary MADC	Watts	Mtg. Type	Mtg. Centers	Dimensions		Wt. Lbs.
	Primary	Secondary					H.	W. x D.	
TR-57	32CT	1.6/4	575	10	BAH	2 13/16	2	3 5/16 x 1 7/8	1.0
TR-58	32CT	3.2/8/16	575	10	BAH	2 13/16	2	3 5/16 x 1 7/8	1.0
TR-59	48CT	1.6/4	550	10	BAV	2 3/8	2 5/16	2 7/8 x 2	1.0
TR-60	48CT	3.2/8/16	550	10	BHV	2 3/8	2 5/16	2 7/8 x 2	1.0
TR-61	48CT	3.2/8/16	550	5	BHV	1 3/4	1 3/4	2 x 1 1/4	0.5
TR-62	100	3.2/8/16	150	3	BAV	1 1/2	1 1/2	1 7/8 x 1 1/4	0.4
TR-63	100CT	3.2/8/16	500	10	BAV	2 3/8	2 5/16	2 7/8 x 2	1.0
TR-67	125CT	8	50*	1.5	XAV	1 1/4	1 3/4	1 1/4 x 1 1/4	.75

300 Milliwatt-Transistor Output Transformers

BAH MTG. TYPE

Part No.	Turns Ratio	Impedance		Resistance		Mtg. Centers	Dimensions	
		Wdg. No. 1	Wdg. No. 2	Wdg. No. 1	Wdg. No. 2		H.	W. x D.
TR-110	1.7:1	48CT	4,8,16	4.15	.78	1 3/8	3/4	1 1/2 x 7/8
TR-8	2.45:1	48CT	8 or 4	4	1.2	1 3/8	3/4	1 1/2 x 7/8
TR-111	2.5:1	100CT	4,8,16	10.9	1.45	1 3/8	3/4	1 1/2 x 7/8
TR-112	3.27:1	160	4,8,16	18.7	1.4	1 3/8	3/4	1 1/2 x 7/8
TR-113	5:1	400CT	4,8,16	34	1.5	1 3/8	3/4	1 1/2 x 7/8
TR-114	5.6:1	500CT	4,8,16	47	0.85	1 3/8	3/4	1 1/2 x 7/8
TR-21	6.33:1	160CT	8 or 4	12	1	1 3/8	3/4	1 1/2 x 7/8
TR-115	6.63:1	700CT	4,8,16	7.7	1.15	1 3/8	3/4	1 1/2 x 7/8
TR-22	7.07:1	400CT	8 or 4	26	1.1	1 3/8	3/4	1 1/2 x 7/8
TR-117	12.5:1	2,500	4,8,16	172	1.15	1 3/8	3/4	1 1/2 x 7/8
TR-18	5.52:1	500CT	16.4	30	1.7	1 3/8	3/4	1 1/2 x 7/8

150 Milliwatt-Transistor Output Transformers

BCH MTG. TYPE

Part No.	Turns Ratio	Impedance		Resistance		Mtg. Centers	Dimensions	
		Wdg. No. 1	Wdg. No. 2	Wdg. No. 1	Wdg. No. 2		H.	W. x D.
TR-4	1.73:1	1,500	500CT	100	45	13/16	11/16	13/16 x 3/4
TR-5	1.81:1	490CT	150CT	30	16	13/16	11/16	13/16 x 3/4
TR-11	3.16:1	500CT	50	30	5	13/16	11/16	13/16 x 3/4
TR-12	3.16:1	100CT	10CT	13	1.5	13/16	11/16	13/16 x 3/4
TR-15	4.47:1	300CT	15	21	2.5	13/16	11/16	13/16 x 3/4
TR-16	5.00:1	400CT	16	28	2	13/16	11/16	13/16 x 3/4
TR-101	5.22:1	350CT	4 or 12	38	1.45	13/16	11/16	13/16 x 3/4
TR-18	5.52:1	500CT	16.4	30	1.7	13/16	11/16	13/16 x 3/4
TR-102	5.53:1	500CT	4,8,16	75.3	3.55	13/16	11/16	13/16 x 3/4
TR-103	5.65:1	600CT	4,8,16	73.2	3.2	13/16	11/16	13/16 x 3/4
TR-19	6.04:1	400CT	11	27	1.3	13/16	11/16	13/16 x 3/4
TR-20	6.22:1	650CT	16.8	38	1.4	13/16	11/16	13/16 x 3/4
TR-104	6.75:1	825CT	4,8,16	74	2.7	13/16	11/16	13/16 x 3/4
TR-23	7.07:1	10,000	200CT	900	11	13/16	11/16	13/16 x 3/4
TR-25	8.66:1	15,000	200CT	1100	11	13/16	11/16	13/16 x 3/4
TR-105	9.80:1	1,250	4,12	132.5	1.4	13/16	11/16	13/16 x 3/4
TR-26	10.0:1	50,000	500CT	1300	30	13/16	11/16	13/16 x 3/4
TR-107	11.8:1	2,500	4,16	370	2.3	13/16	11/16	13/16 x 3/4
TR-27	12.5:1	500CT	3.2	30	.3	13/16	11/16	13/16 x 3/4
TR-29	15.6:1	825CT	3.4	40	.25	13/16	11/16	13/16 x 3/4
TR-30	15.8:1	50,000	200CT	1400	9	13/16	11/16	13/16 x 3/4
TR-31	20.0:1	40,000	100	1150	5	13/16	11/16	13/16 x 3/4
TR-109	24.6:1	10,000CT	4,8,16	1174	2.6	13/16	11/16	13/16 x 3/4
TR-32	25.5:1	9,800	15	1070	2.5	13/16	11/16	13/16 x 3/4

Output

50 Milliwatt Transistor Output Transformers

MAH MTG. TYPE

Part No.	Turns Ratio	Impedance Wdg. No. 1	Impedance Wdg. No. 2	Resistance Wdg. No. 1	Resistance Wdg. No. 2	Dimensions H.	Dimensions W. x D.	Weight
TR-41	3.16:1	500	50	35	4.6	1/2	7/16 x 7/16	1/10 Oz.
TR-43	3.53:1	125CT	10	11	1	1/2	7/16 x 7/16	1/10 Oz.
TR-45	4.46:1	1,000	50	73	4.6	1/2	7/16 x 7/16	1/10 Oz.
TR-46	4.47:1	200CT	10	18	1	1/2	7/16 x 7/16	1/10 Oz.
TR-47	5.46:1	300CT	10	27	1	1/2	7/16 x 7/16	1/10 Oz.
TR-49	7.06:1	500CT	10	40	1	1/2	7/16 x 7/16	1/10 Oz.
TR-50	7.9:1	200CT	3.2	18	.36	1/2	7/16 x 7/16	1/10 Oz.
TR-51	9.65:1	300CT	3.2	27	.36	1/2	7/16 x 7/16	1/10 Oz.
TR-52	11.8:1	7,000	50	440	4.6	1/2	7/16 x 7/16	1/10 Oz.
TR-53	12.5:1	500CT	3.2	40	3.6	1/2	7/16 x 7/16	1/10 Oz.

TR SERIES

For more detailed information on these miniature transformers see the BLUE section of this catalog.



MAH

25 Milliwatt Transistor Output Transformers

MAH MTG. TYPE

Part No.	Turns Ratio	Impedance Winding No. 1	Impedance Wdg. No. 2	Resistance Wdg. No. 1	Resistance Wdg. No. 2	Dimensions H.	Dimensions W. x D.	Weight
TR-121	1:1.1	500CT#	600	58	105	1/4	3/8 x 5/16	1/20 Oz.
TR-122	1:1.41	300CT#	600	35	110	1/4	3/8 x 5/16	1/20 Oz.
TR-123	1.25:1	900CT#	600	105	110	1/4	3/8 x 5/16	1/20 Oz.
TR-124	1.58:1	1,500CT#	600	210	120	1/4	3/8 x 5/16	1/20 Oz.
TR-126	2.83:1	400	50	70	10	1/4	3/8 x 5/16	1/20 Oz.
TR-128	3.16:1	500	50	105	10	1/4	3/8 x 5/16	1/20 Oz.
TR-129	3.54:1	150CT	12	25	2.9	1/4	3/8 x 5/16	1/20 Oz.
TR-131	4.46:1	1,000	50	240	15	1/4	3/8 x 5/16	1/20 Oz.
TR-136	5:1	300CT# 400CT#	12 16	35	2.4	1/4	3/8 x 5/16	1/20 Oz.
TR-137	7.07:1	600CT# 800CT#	12 16	86	2.4	1/4	3/8 x 5/16	1/20 Oz.
TR-138	8.15:1	800CT# 1,070CT#	12 16	100	2.4	1/4	3/8 x 5/16	1/20 Oz.
TR-139	9.14:1	1,000CT# 1,330CT#	12 16	150	2.4	1/4	3/8 x 5/16	1/20 Oz.
TR-140	11.2:1	1,500CT# 2,000CT#	12 16	250	2.3	1/4	3/8 x 5/16	1/20 Oz.
TR-141	13.7:1	600	3.2	90	.8	1/4	3/8 x 5/16	1/20 Oz.
TR-144	19.3:1	1,200	3.2	190	.8	1/4	3/8 x 5/16	1/20 Oz.
TR-145	25:1	7,500CT# 10,000CT#	12 16	750	2.3	1/4	3/8 x 5/16	1/20 Oz.
TR-146	56:1	10,000	3.2	1500	.8	1/4	3/8 x 5/16	1/20 Oz.

Balanced windings.

Output Transformer Chart

Tube	Use	Class	Watts	Load Resistance	Type Exact	Type Universal
1A5	S	A	.115	25,000	24S99	22S86
1B8	S	A	.21	14,000	24S54	22S86
1C5	S	A	.24	8,000	24S49	22S86
1D8	S	A	.20	12,000	24S40	22S86
1E7	PP	A	.60	24,000	24S59	24S60
1F4	S	A	.30	16,000	24S54	22S86
1G5	S	A	.55	9,000	24S52	24S60
1G6	PP	B	.67	12,000	22S48	22S86
1H4	PP	B	2.10	10,000	24S93	24S60
1J5	S	A	.45	13,500	24S54	22S86
1J6	PP	B	2.10	10,000	24S93	24S60
1LA4	S	A	.10	25,000	24S54	22S86
1LB4	S	A	.20	12,000	26S47	22S86
1N6	S	A	.30	25,000	24S54	22S86
1Q5	S	A	.27	8,000	24S49	22S86
1S4	S	A	.27	8,000	26S49	22S86
1T5	S	A	.17	14,000	26S47	24S60
1V5	S	A	.05	25,000	24S54	24S60
1W4	S	A	.20	12,000	26S47	24S60
2A3	S	A	3.50	2,500	22S45	22S87
	PP	AB_1	10.00	5,000	22S96	22S58
	PP	AB_2	15.00	3,000	22S96	24S55
2A5	S	A	4.8	7,000	24S52	24S61
	PP	A_1	10.5	10,000	22S44	22S56
	PP	AB_2	18.5	10,000	26S46	24S55
2E30	PP	AB_2	17.0	3,800	22S90	26S46
3A4	S	A	0.70	8,000	24S81	24S60
3B5	S	A	0.20	5,000	24S51 24S48	24S60
3C5	S	A	.200	8,000	24S81 24S49	22S86
3D6	S	A	0.60	14,000	24S54	24S60
3E5	S	A	0.175	8,000	24S81 24S49	24S60
3LE4	S	A	0.30	6,000	24S48	24S60
3LF4	S	A	0.27	8,000	24S49	24S60
3Q4	S	A	0.27	10,000	24S84	24S60
3Q5	S	A	0.27	8,000	24S81 24S49	22S86
3S4	S	A	0.27	8,000	24S49	22S86
3V4	S	A	0.27	10,000	24S83 24S84	24S60
4A6	PP	A	1.0	8,000	22S47	22S86
5AQ5	S	A	4.5	5,000	24S51	22S58
	PP	AB_1	10	10,000	24S56	22S56
5V6	S	A	4.5	5,000	24S51	24S61
	PP	AB_1	10	10,000	24S56	22S56
6A3	S	A	3.5	2,500	22S45	22S60
	PP	AB	10	5,000	22S95	22S58
	PP	AB_1	10	10,000	24S95	22S74
6A4	S	A	1.4	8,000	24S81	22S86
6A5	S	A	3.75	2,500	26S58	24S60
	PP	A	10	5,000	22S58	22S95
	PP	AB	15	3,000	22S96	22S95
6A6	PP	AB	8	8,000	22S56	22S88
	PP	B	4.6	8,000	22S56	24S05
6AC5	S	A	3.7	7,000	24S49	24S60
	PP	B	9.5	10,000	22S44	24S11
6AD7	S	A	3.2	7,000	24S52	24S60
	PP	AB_1	6	14,000	22S48	24S61
6AE7	PP	A	9.5	10,000	22S94	24S56
6AG7	S	A	3	10,000	24S83 24S84	24S60
6AK6	S	A	1.10	10,000	24S83 24S84	24S60
6AK7	S	A	3	10,000	24S83 24S84	24S60

Tube	Use	Class	Watts	Load Resistance	Type Exact	Type Universal
6AL6	S	A	6.5	2,500	22S60	24S61
	S	A_1	6.5	4,500	26S49	24S61
	PP	A	18	5,000	24S57	26S46
	PP	AB_1	25	6,600	22S67	22S74
	PP PAR	AB_2	50	3,300	22S78	
6AM5	S	A	1.4	16,000	24S54	22S48
	PP	AB_1	4.8	20,000	24S59	22S48
6AN5	S	A	1.3	2,500	26S58	22S62
6AQ5	PP	AB_1	13	8,000	22S66	26S46
6AQ5 (w)	S	A	4.5	5,000	24S51	24S51A
	PP	AB_1	10	10,000	24S56	22S56
6AR5	S	A	3.4	7,600	24S49	24S60
6AS5	S	A	2.2	4,500	24S48	24S60
6B4	S	A	3.2	2,500	26S58	22S62
	PP	AB	15	3,000	22S96	22S95
	S	AB	3.5	2,500	22S45	22S62
	PP	AB_1	10	5,000	22S97	22S58
6B5	S	A	4	7,000	24S52	24S60
6BF5	S	A	1.9	2,500	22S45	22S62
6BK5	S	A	3.5	6,500	24S52 26S48	24S60
6BU6	S	A	.30	10,000	24S83 24S84	24S60
6BW6	S	A	5.5	8,500	24S52	24S61
6CA5	S	A	1.5	4,500	24S48	24S60
6CL6	S	A	2.8	7,500	24S81	24S60
6CM6	S	A	4.5	5,000	24S51	22S88
	PP	AB_1	10	10,000	24S56	24S11
6CU5	S	A	2.3	2,500	22S45	22S62
6CZ5	S	A	5.4	5,000	26S49	24S06
6DG6	S	A	2.1	2,000	24S53	22S62
	S	A	3.8	4,000	24S51	22S62
6E6	PP	A	1.6	14,000	22S48	22S86
	PAR.	A	1.6	14,000	22S48	24S54
6F6	S	A	4.5	7,000	26S48	24S61
	PP	A	11	10,000	22S64	24S55
	PP	A_1	10.5	10,000	24S56	24S11
	PP	AB_2	10	10,000	22S94	24S55
6G6	S	A	1.1	10,000	24S83	24S60
6K6	S	A	3.4	7,600	24S62	24S60
	S	A	4.5	9,000	24S52	24S61
	PP	A_1	10.5	12,000	26S46	24S11
6L6	S	A	6.5	2,500	26S50	22S84
	S	A_1	6.5	4,500	26S49	24S61
6L6-(G) (GA)	PP	A_1	18.5	5,000	22S70	24S55
	PP	AB_1	26.5	6,000	22S74	22S65
	PP	AB_2	47.0	3,800	22S78	
6M5	S	A	3.90	7,000	24S52	24S60
	PP	AB_1	9.40	7,000	22S58	24S11
6N6	S	A	4.0	7,000	24S52	24S60
6N7	PP	B	10	10,000	22S44	24S11
6R8	S	A	0.30	10,000	24S83 24S84	24S60
6U6	S	A	5.50	3,000	26S50	24S61
6V5	S	A	4.5	5,000	24S51	24S61
	S	AB_1	4.50	5,000	24S51	24S61
	PP	A	10.00	9,500	22S44	24S55
	PP	AB_1	10	9,500	22S44	24S55
6V6	S	A	4.50	5,000	24S51	24S61
	PP	AB_1	10.00	9,500	22S44	24S11
6V7	S	A	0.35	20,000	24S54	
6W6	S	A	3.30	2,000	24S50	22S86
6Y6	S	A	3.6	2,000	24S50	22S86
	S	A	6	2,600	22S46	22S62
6Y7	PP	B	8.0	14,000	22S48	24S61
6Z7	PP	B	4.20	12,000	22S48	24S61
7A5	S	A	1.50	2,500	26S58	22S86
7B5	S	A	3	7,000	24S62	24S60
	S	A	4.50	9,000	24S52	24S61
	PP	AB_2	19.00	10,000	22S93	26S46

Output Transformer Chart Cont.

Tube	Use	Class	Watts	Load Resistance	Type Exact	Type Universal
7C5	S	A	4.5	5,000	24S51	24S61
	S	A	5.50	8,500	24S52	24S61
	PP	AB_1	10.0	10,000	22S44	22S56
12A5	S	A	3.40	3,300	22S46	22S60
	S	A	.8	4,500	24S48	24S60
12A6	S	A	3.40	7,500	24S52	24S60
12A7	S	A	0.55	13,500	26S47	22S86
12AB5	S	A	4.5	5,000	24S51	22S58
	PP	AB_1	10	10,000	22S44	24S11
12AQ5	S	A	4.5	5,000	24S51	22S58
	PP	AB_1	10	10,000	24S56	22S74
	PP	AB_1	13	8,000	22S44	26S46
12BK5	S	A	3.5	6,700	24S52	22S86
12BU6	S	A	0.30	10,000	24S83 24S84	24S60
12CA5	S	A	1.5	4,500	24S51	24S60
12CM6	PP	AB_1	10	10,000	22S44	24S11
12CU5	S	A	2.3	2,500	22S45	22S62
12L6	S	A	2.7	2,500	22S45	22S62
	S	A	2.1	2,000		22S86
12L8	S	A	1.0	10,000	24S83 24S84	24S60
12SR7	S	A	0.30	10,000	24S84 24S83	24S60
12V6	S	A	4.5	5,000	26S49	22S58
	PP	AB_1	10	9,500	22S44	22S56
12W6	S	A	2.1	2,000	24S53	22S62
14A5	S	A	2.80	7,500	24S49	24S60
14C5	S	A	4.5	5,000	26S49	22S58
	PP	AB_1	10	9,500	22S44	22S56
19	PP	B	2.10	10,000	24S93	24S60
19AQ5	S	A	4.50	5,000	24S51	24S51A
	PP	AB_1	13	8,000	22S66	26S46
20	S	A	.11	6,500	24S49	24S60
25A6	S	A	2.2	5,000	24S51	24S60
25A7	S	A	0.77	4,500	24S48	24S60
	S	A	2.0	2,000	22S45	24S50
25AC5	S	A	2	2,000	24S53	22S86
	PP	B	6.0	4,800	26S49	26S50
25B5	S	A	2.00	2,000	24S58	22S86
25BK5	S	A	3.5	6,700	24S52	24S60
25B6	S	A	1.75	2,000	24S53	22S86
	S	A	4.3	5,000	26S49	24S60
25C6	S	A	3.6	2,000	24S53	22S86
	S	A	6.0	2,600	22S46	22S62
25L6	S	A	2.10	2,000	24S53	22S85
25N6	S	A	2.0	2,000	24S53	22S86
26A7	S	A	0.18	1,500	22S45	22S85
28D7	S	A	0.10	4,000	24S48	24S60
31	S	A	.37	5,700	24S48	22S86
32L7	S	A	1.0	2,600	26S58	22S60
35A5	S	A	1.5	2,500	26S58	22S62
	S	A	3.3	4,500	24S48	24S60
35B5	S	A	1.5	2,500	26S58	22S62
35C5	S	A	1.50	2,500	26S58	22S62
35L6	S	A	1.5	2,500	26S58	22S62
	S	A	3.3	4,500	24S48	24S60
41	S	A	3.4	7,600	24S81	24S60
	S	A	4.5	9,000	24S52	24S61
	PP	A_1	10.5	12,000	24S56	24S11
42	S	A	3	7,000	24S52	24S60
	S	A	4.5	7,000	24S52	24S61
	PP	A_1	10.5	10,000	22S44	24S11
	PP	AB_2	19	10,000	24S58	26S46
43	S	A	2.2	5,000	24S51	24S60
45	S	A	2	4,600	24S51	24S60
	PP	AB_2	12	5,000	22S70	26S46
46	S	A	1.25	6,400	24S49	24S60
	PP	B	20	5,800	22S70	24S55
47	S	A	2.7	7,000	24S52	24S60
	PP	A	6	14,000	22S48	22S87

Tube	Use	Class	Watts	Load Resistance	Type Exact	Type Universal
48	S	A	2.5	1,500	22S45	24S60
49	S	A	.17	11,000	24S83 24S84	22S87
50	S	A	4.6	4,350	26S49	24S64
50A5	S	A	2.20	22,000	24S53	22S60
50B5	S	A	1.90	3,000	22S45	22S60
50C5	S	A	1.90	2,500	26S58	22S62
50C6	S	A	3.60	2,000	24S50	22S60
50L6	S	A	2.1	2,000	24S53	22S85
	S	A	2.7	2,500	26S58	22S60
59	S	A	3	6,000	24S51	22S86
	PP	B	20	6,000	22S98	24S55
70A7	S	A	1.50	2,500	26S58	22S60
70L7	S	A	1.8	2,000	24S53	22S62
71A	S	A	.79	4,800	24S48	24S60
117L7/M7-6T	S	A	.85	4,000	24S51	24S60
117N7	S	A	1.2	3,000	22S45	22S62
117P7	S	A	0.85	4,000	24S51	24S60
807	PP	A	8	10,000	24S56	24S61
	PP	A	25	7,600	22S65	22S74
1614	PP	A	10	10,000	22S44	24S11
	PP	AB_1	26.5	6,600	22S67	22S64
5640	S	A	1.25	3,000	22S45	22S60
5672	S	A	0.065	20,000	24S54	
5686	S	A	2.70	9,000	24S52	24S60
5824	S	A	4.30	1,700	22S45	24S63
5871	S	A	5.5	8,500	24S52	24S61
5881	S	A	6.50	2,500		22S63
	PP	A	8	10,000	24S56	24S61
	PP	A	25	7,600	22S65	22S74
	PP	A	18	5,000	22S63	26S46
5902	S	A	1.0	3,000	22S46	22S62
6005	S	A	4.5	5,000	22S51	24S60
	S	A	10.0	10,000	22S56	24S64
6146	PP	A	18	10,000	22S95	26S46
6550	S	A	12.5	3,000		26S65
	PP	A	22	5,000	22S63	
EL-34	PP	A	20	7,000	24S58	24S55
	PP	AB_2	50	3,300	22S63	
EL-84	S	A	5.3	5,000	24S51	24S61
	PP	A	15	10,000	22S94	26S46

High Fidelity Application

5V6	PP	A	12	10,000	22S69*	
5AL6	PP	A	16	10,000	22S69*	
5AL6	PP	A	18	5,000	22S63*	
6L6	PP	A	17.5	5,000	22S63*	
6V6	PP	A	12	9,500	22S44*	
807	PP	A	22	5,000	22S63*	
1614	PP	A	19	10,000	22S69*	
5881	PP	A	21	5,000	22S63*	
6146	PP	A	18	10,000	22S69*	
6550	PP	A	22	5,000	22S63*	
EL-34	PP	A	22	10,000	22S69*	
EL-84	PP	A	15	10,000	22S69*	
KT-66	PP	A	19	5,000	22S63*	
5AL6	PP	A	20	6,600	22S39†	
6L6	PP	A	20	6,600	22S39†	
	PP	A	15	9,500	22S49†	
807	PP	A	25	7,600	22S65†	
1614	PP	A	28.3	6,600	22S39†	
5881	PP	A	25	7,600	22S65†	
6550	PP	A	31.7	6,600	22S39†	
EL-34	PP	A	36.3	7,600	22S65†	
EL-84	PP	A	16.9	6,600	22S39†	
KT-66	PP	A	30.4	7,600	22S65†	

* Pentode connected.
† Williamson with screen tap connection.



BHV



CHV



CTH



GGV



GMH

Automation Control Transformers

PRIMARY 115V/230V 50/60 CYCLE

These units have been ruggedized to provide trouble free performance for high speed automatic assembly equipment. Particularly well adapted to relays and pilot lamps.

Part No.	Secondary		V.A. Rating	Mtg. Type	Mtg. Centers	Dimensions		Wt. Lbs.
	Parallel	Series				H	W. x D.	
23V50	6V @ 2A	12V @ 1A	12	BHV	2 3/8	2 3/8	2 7/8 x 2	.75
23V51	6V @ 4A	12V @ 2A	24	BHV	2 7/8	3 5/8	3 3/8 x 2 1/4	1.5
23V52	12V @ 4A	24V @ 2A	48	BHV	3 1/8	3 1/8	3 5/8 x 2 3/8	2.
23V53	12V @ 8A	24V @ 4A	96	CHV	2 3/8 x 2 1/4	3 3/8	2 7/8 x 3	3.5
23V54	12V @ 16A	24V @ 8A	192	CHV	2 7/8 x 2 3/4	4 1/8	3 1/2 x 3 1/2	8.

Automation Control Transformer Connection Data

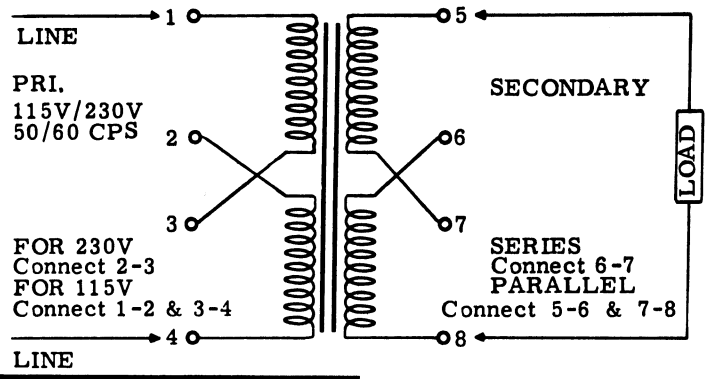

Isolation Control 1:1:1:1 Multi-Purpose

This series has four isolated windings with seven possible combinations: for step-up, step-down, and isolation applications in industrial, home or laboratory use. They are particularly well adapted to 220-volt line step-down.

Part No.	Primary Volts	Secondary Volts	V.A. Rating	Mtg. Type	Mtg. Centers	Dimensions		Weight Lbs.
						H.	W. x D.	
23V34	115/230	115/230	50	CTH	2 1/2 x 2 1/8	2 5/8	3 x 2 1/2	2.75
23V35	115/230	115/230	100	CTH	3 1/8 x 2 1/8	3 1/4	3 3/4 x 2 7/8	5
23V36	115/230	115/230	200	CTH	3 3/4 x 2 3/4	2 7/8	4 1/2 x 3 5/8	9
23V37	115/230	115/230	300	CTH	4 1/8 x 2 7/8	4 1/8	4 7/8 x 3 3/4	11
23V38	115/230	115/230	500	CTH	4 1/8 x 4 1/8	4 1/8	4 7/8 x 5	17
23V39	115/230	115/230	1000	CTH	5 3/8 x 4 1/2	5 3/8	6 3/8 x 5 1/2	23

Control and Power Circuit Transformers

SUITABLE FOR OPERATING RELAYS, SIRENS, HORNS, ETC. FROM 115 VOLT 50/60 CYCLE LINE

Part No.	Secondary Volts	V.A. Rating	Mtg. Type	Mtg. Centers	Dimensions		Weight Lbs.
					H.	W. x D.	
23V40	4, 8, 12, 16, 24	50	GGV	1 7/8 x 2 1/4	3 9/16	3 x 3 1/2	3
23V41	4, 8, 12, 16, 24	100	GGV	2 1/8 x 2 1/2	4	3 1/4 x 4	5
23V42	4, 8, 12, 16, 24	250	GGV	3 1/4 x 3	4 5/8	4 x 5	10

Autoformers

STEP UP - STEP DOWN

Designed especially for converting a 208 Volt air conditioner to operate on a 230 Volt line or a 230 Volt air conditioner to operate on a 208 Volt line. Complete instructions for connecting the transformer is included with each unit.

Part No.	Application	V.A. Rating	Mtg. Type	Mtg. Centers	Dimensions		Wt. Lbs.
					H.	W. x D.	
23V46	For Air Conditioners using 1 to 3 H.P. Motors	3000	GMH	2 1/2 x 3 3/4	4	4 1/2 x 6	10

Control

Isolation Transformers

STATIC SHIELDED TRANSFORMERS 50/60 CYCLE

Part No.	Primary Volts	Secondary Volts	V.A. Rating	Mtg. Type	Mtg. Centers	Dimensions H.	Dimensions W. x D.	Wt. Lbs.
23V17	117	117	35	BAH	3 1/8	2 1/4	3 13/16 x 2 1/4	1.75
23V80	230/115	115	40	BAH	3 1/8	2 1/4	3 13/16 x 2 1/2	1.75
23V45	117	117	50	GMV	2 1/2 x 1 15/16	4	3 1/4 x 3 1/4	4.25
23V18	117	117	80	GGV	2 1/2 x 2 5/16	3 7/8	3 3/16 x 3 1/2	5.0
23V48	117	117	100	GMV	3 x 2 7/16	4 3/4	3 7/8 x 3 1/2	6.5
23V49	117	117	150	GMV	2 9/16 x 3	4 3/4	3 7/8 x 3 3/4	7
23V33	117	117	185	GMV	2 3/4 x 3 11/16	4 1/4	3 1/2 x 4 3/4	7
23V58	117	117	250	GMV	3 x 3 9/16	4 3/4	3 7/8 x 5 3/4	12.5
23V44	117	117	600	GMV	3 x 6	4 5/8	3 7/8 x 6 1/4	13
23V25	105/115/125	115	100	GMV	2 3/4 x 2 5/8	4 1/4	3 1/2 x 3 7/8	6.25
23V26	105/115/125	115	300	PUV	2 3/4 x 6 1/4	6	4 3/4 x 7 1/8	18
23V28	105/115/125	115	500	GMV	4 5/8 x 4 1/4	6 3/8	5 3/8 x 7 5/8	22
23V27#	105/115/125	115	1000	JUV	4 5/8 x 5 3/4	9 7/8	6 3/4 x 6 1/4	38



BAH



GMV

Isolation Testing Transformer

Large enough to handle almost any television or radio receiver on test. Has three standard receptacles providing output voltage of 105, 115 and 125, with 117 volts from the line for testing purposes or for correction of high or low line voltage. Has electrostatic shield. Primary provided with 6 ft. line cord and plug.

Part No.	Wattage	Voltage Primary	Voltage Secondary	Mtg. Type	Mtg. Centers	Dimensions H.	Dimensions W. x D.	Wt. Lbs.
23V19	350	117	105/115/125	GMV	3 1/2 x 3 7/8	5 3/8	4 1/2 x 5 3/4	13

Autoformers (All Units Have Plug In Receptacle And 6ft. Line Cord And Plug)

Part No.	Primary Voltage	Secondary Volts	V.A. Rating	Mtg. Type	Mtg. Centers	Dimensions H.	Dimensions W. x D.	Wt. Lbs.
23V70	230	115	65	GMV	2 x 1 11/16	3 1/16	2 1/2 x 2 3/4	2.7
23V21	220/250	110/125	100	GMV	1 3/4 x 2 1/2	3 7/8	3 1/4 x 2 7/8	3
23V71	230	115	100	GMV	2 x 2 1/4	3 1/2	3 x 3 1/8	3.7
23V22	220/250	110/125	150	GMV	2 x 2 1/2	3 7/8	3 1/4 x 3 1/8	4
23V23	220/250	110/125	250	GMV	2 3/8 x 3	4 5/8	3 7/8 x 3 1/2	6.25
23V72	230	115	250	GMV	2 3/4 x 2 7/8	4 1/4	3 1/2 x 3 7/8	7
23V20	230	115	300	GMV	3 x 3 1/16	4 3/4	4 x 4 1/8	10
23V24	220/250	110/125	500	GMV	3 3/8 x 3	4 5/8	3 7/8 x 4 1/2	10.25
23V73	230	115	1000	GMV	3 1/2 x 4 1/4	5 1/4	4 3/8 x 5 3/4	19.5
23V32#	220/250	110/125	1000	JUV	4 1/4 x 3 1/2	6 5/8	5 x 6 5/8	20



PUV

Varivolt Isolation Transformers Giving Line (42 steps) Metered Adjustments

Part No.	Output Range on 117 Volt Line	VA Rating (Resistive Load)	Dimensions H.	Dimensions W. x D.	Lbs.
23V56	95-145	500*	7 1/4	5 7/8 x 8	25
23V75	95-145	150*	5 1/4	6 x 4 13/16	12



JUV

Line Voltage Regulators

These Line Voltage Regulators provide the correct voltage to radios, TV Sets, air conditioners, refrigerators, deep freezes, automatic washers and many other appliances, even with variation in line voltage of 65-75-90-100-115-130 or 145 volts. They are also useful in altering the 115 volt line above and below the line voltage. An output receptacle and volt meter are internally connected to the 115 volt tap. All units are supplied with 6 ft. line cord and plug. All units have GMV Type Mounting with Meter.

Part No.	V.A. Rating	Input Voltage 50/60 Cycle	Output Voltage	Mtg. Centers	Dimensions H.	Dimensions W. x D.	Wt. Lbs.
23V11	150	65/75/90/100/115/130/145	115	3 x 4 5/16	5 1/8	3 7/8 x 5 3/8	6.4
23V12	350	65/75/90/100/115/130/145	115	3 x 5 1/16	5 1/2	3 7/8 x 6 1/8	10.5
23V13	500	65/75/90/100/115/130/145	115	3 x 5 13/16	5 1/2	3 7/8 x 6 7/8	15.0
23V14	750	65/75/90/100/115/130/145	115	3 1/2 x 6 5/8	6 5/16	4 1/2 x 8 1/8	19.0
23V09	1100	65/75/90/100/115/130/145	115	3 1/2 x 7 3/4	6 5/16	4 1/2 x 10	25



GMV WITH METER

Has an octagon outlet box for house wiring connections.

* At 90 volts in or out, VA rating should be reduced by 30%.

TRANSFORMERS Selenium Rectifier



LHV

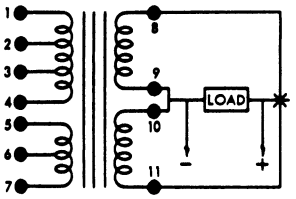

FULL WAVE CT

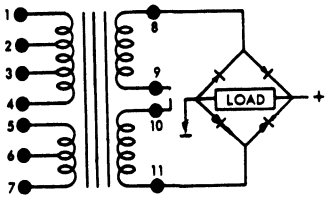

FULL WAVE BRIDGE

Selenium Rectifier Transformers

PRIMARY 117 VOLT 50/60 CYCLE

Each Selenium Rectifier Transformer listed in this section has terminal numbering and winding arrangement as shown in the schematics at the left.

Primary connections are made to terminals 1, 2, 3, 4, 5, 6, and 7. The winding connected to terminals 5, 6 and 7 is a separate isolated primary winding, designed for the purpose of extending the voltage range of the transformer. This is accomplished by connecting the winding in series aiding or in series bucking with terminals 2, 3 or 4.

Two identical secondary windings are connected to terminals 8 and 9 and to 10 and 11.

The voltage ratings and connections shown below for each transformer have been given as a guide and do not cover all the possible output voltages.

Part No.	FULL WAVE CT				FULL WAVE BRIDGE				PRIMARY		
	OUTPUT 2.0 A.D.C.				OUTPUT 1.25 A.D.C.				117 V A.C.		
	Resistive Load		Capacitive Load *		Resistive Load		Capacitive Load **		Terminal No.		
	Secondary Volts AC	Output Volts DC	Secondary Volts AC	Output Volts DC	Secondary Volts AC	Output Volts DC	Secondary Volts AC	Output Volts DC	Connect To Term.	Join Term.	
23V60	29.4	11.2	28.8	13.8	28.5	23.0	27.9	30.0	1-2	—	MTG. TYPE LHV Overall Dimensions H—3 1/8 W—2 1/2 D—3 3/8 Weight—2.5 lbs.
	26.0	9.8	25.7	11.7	25.4	20.0	25.1	26.4	1-7	2-6	
	23.0	8.4	22.7	9.9	22.3	17.3	21.8	22.2	1-6	2-5	
	20.9	7.4	20.8	8.6	20.2	15.4	19.8	19.7	1-7	2-5	
	19.4	6.7	19.1	7.6	18.6	13.9	18.2	17.6	1-3	—	
	17.8	6.1	17.6	6.7	17.2	12.8	16.8	15.7	1-7	3-6	
	16.3	5.3	16.1	6.0	15.7	11.2	15.2	15.2	1-6	3-5	
	14.9	4.7	14.8	5.3	14.3	10.3	14.1	12.4	1-7	3-5	
	14.2	4.4	14.2	5.0	13.7	9.7	13.5	11.6	1-4	—	
	13.4	4.0	13.3	4.4	12.7	8.8	12.5	10.4	1-7	4-6	
	12.4	3.6	12.4	3.9	11.7	7.9	11.7	9.5	1-6	4-5	
	11.7	3.3	11.7	3.5	11.1	7.4	11.1	8.7	1-7	4-5	
	*	1000 MFD.		**	500 MFD.						
	OUTPUT 4.0 A.D.C.				OUTPUT 2.0 A.D.C.						
23V61	29.7	11.1	29.3	14.7	29.7	24.3	29.3	33.0	1-2	—	MTG Type LHV Overall Dimensions H—3 5/8 W—2 7/8 D—3 1/2 Weight—3.8 lbs.
	26.2	9.8	26.0	12.6	26.2	21.5	26.0	29.0	1-7	2-6	
	24.4	8.8	24.0	11.3	24.3	19.5	23.9	26.0	1-6	2-5	
	21.9	7.8	21.7	9.9	21.8	17.6	21.5	23.1	1-7	2-5	
	20.9	7.4	20.7	9.3	20.9	16.6	20.6	21.7	1-3	—	
	19.2	6.6	18.9	8.2	19.1	15.1	18.9	19.6	1-7	3-6	
	18.0	6.1	17.8	7.5	18.0	14.2	17.8	18.2	1-6	3-5	
	16.6	5.5	16.4	6.6	16.6	12.8	16.4	16.3	1-7	3-5	
	14.4	4.4	14.2	5.3	14.4	19.8	14.2	13.7	1-4	—	
	13.5	4.1	13.4	4.9	13.5	10.1	13.4	12.6	1-7	4-6	
	12.9	3.9	12.7	4.4	12.9	9.5	12.7	11.7	1-6	4-5	
	12.2	3.7	12.0	4.0	12.2	8.9	12.0	10.8	1-7	4-5	
	*	2000 MFD.		**	1000 MFD.						
	OUTPUT 8.0 A.D.C.				OUTPUT 4.0 A.D.C.						
23V62	29.2	12.0	28.8	14.5	29.2	24.0	29.0	32.4	1-2	—	MTG Type LHV Overall Dimensions H—4 W—3 1/4 D—4 1/8 Weight—6 lbs.
	25.7	10.5	25.7	12.6	25.7	21.1	25.4	29.2	1-7	2-6	
	22.8	9.2	22.8	10.9	22.8	18.7	22.7	25.7	1-6	2-5	
	20.6	8.3	20.6	9.6	20.7	16.6	20.6	22.8	1-7	2-5	
	19.3	7.7	19.3	8.7	19.4	15.4	19.0	21.0	1-3	—	
	17.6	7.0	17.6	7.8	17.8	14.0	17.6	19.0	1-7	3-6	
	16.2	6.3	16.2	6.9	16.3	12.7	16.1	17.2	1-6	3-5	
	15.0	5.8	15.0	6.3	15.1	11.6	14.9	15.6	1-7	3-5	
	14.2	5.4	14.2	5.8	14.4	11.0	14.2	14.8	1-4	—	
	13.3	5.0	13.3	5.3	13.4	10.2	15.3	13.5	1-7	4-6	
	12.5	4.6	12.5	4.9	12.6	9.4	12.5	12.4	1-6	4-5	
	11.7	4.3	11.7	4.5	11.8	8.8	11.6	11.4	1-7	4-5	
	*	4000 MFD.		**	2000 MFD.						
	OUTPUT 12.0 A.D.C.				OUTPUT 6.0 A.D.C.						
23V63	29.8	11.5	29.6	14.4	29.6	24.0	29.2	32.0	1-2	—	MTG Type LHV Overall Dimensions H—4 1/4 W—3 7/8 D—5 1/8 Weight 9 lbs.
	26.0	9.9	25.8	12.0	25.8	20.6	25.4	27.3	1-7	2-6	
	23.8	9.8	23.6	10.7	23.8	18.6	23.6	24.6	1-6	2-5	
	21.2	7.6	21.0	9.0	21.2	16.4	21.0	21.4	1-7	2-5	
	19.7	7.0	19.7	8.4	19.7	15.2	19.4	19.2	1-3	—	
	17.9	6.2	17.8	7.2	17.9	13.5	17.8	17.3	1-7	3-6	
	16.7	5.7	16.6	6.6	16.8	12.5	16.6	15.8	1-6	3-5	
	15.4	5.1	15.4	5.9	15.4	11.4	15.2	14.0	1-7	3-5	
	14.6	4.7	14.5	5.2	14.6	10.6	14.5	13.4	1-4	—	
	13.5	4.2	13.4	4.7	13.5	9.8	13.4	12.0	1-7	4-6	
	12.9	3.9	12.8	4.3	12.9	9.2	12.8	11.0	1-6	4-5	
	12.0	3.4	12.0	3.9	12.0	8.4	12.0	10.0	1-7	4-5	
	*	6000 MFD		**	3000 MFD						
	OUTPUT 15.0 A.D.C.				OUTPUT 8.0 A.D.C.						
23V64	29.2	11.4	29.2	14.8	29.2	23.7	29.0	32.5	1-2	—	MTG Type LHV Overall Dimensions H—4 3/4 W—3 3/4 D—5 1/4 Weight 12.5 lbs.
	25.4	9.9	25.4	12.5	25.3	21.0	25.2	27.0	1-7	2-6	
	24.1	9.3	24.0	11.6	24.0	19.4	23.9	25.5	1-6	2-5	
	21.5	8.2	21.5	10.0	21.3	17.0	21.3	22.0	1-7	2-5	
	19.3	7.1	19.3	8.7	19.1	14.9	19.1	21.2	1-3	—	
	17.6	6.4	17.5	7.7	17.4	13.4	17.4	17.0	1-7	3-6	
	16.8	6.0	16.8	7.2	16.8	12.9	16.7	16.1	1-6	3-5	
	15.6	5.5	15.5	6.5	15.4	11.7	15.4	14.5	1-7	3-5	
	14.4	5.0	14.4	5.7	14.2	10.7	14.2	13.1	1-4	—	
	13.4	4.5	13.4	5.1	13.3	9.8	13.3	11.9	1-7	4-6	
	13.0	4.3	12.9	4.8	12.9	9.5	12.8	11.4	1-6	4-5	
	12.2	3.9	12.1	4.4	12.1	8.7	12.1	10.4	1-7	4-5	
	*	7500 MFD.		**	4000 MFD						
	OUTPUT 22.5 A.D.C.				OUTPUT 12.0 A.D.C						
23V66	29.1	11.4	28.8	14.3	29.0	23.5	28.7	33.0	1-2	—	MTG Type LHV Overall Dimensions H—5 3/8 W—4 3/8 D—6 3/8 Weight 20 lbs.
	25.2	9.7	25.1	12.0	25.3	20.4	25.1	28.0	1-7	2-6	
	23.6	8.9	23.6	10.9	23.5	18.8	23.5	25.7	1-6	2-5	
	21.1	7.7	21.0	9.4	21.0	16.3	20.9	22.3	1-7	2-5	
	19.3	7.2	19.3	8.3	19.2	14.8	19.2	20.2	1-3	—	
	17.7	6.3	17.7	7.2	17.5	13.4	17.5	17.7	1-7	3-6	
	16.9	6.0	16.9	6.7	16.8	12.5	16.8	16.7	1-6	3-5	
	15.6	5.4	15.7	5.9	15.5	11.5	15.5	15.1	1-7	3-5	
	14.6	4.9	14.6	5.4	14.5	10.7	14.5	13.7	1-4	—	
	13.5	4.4	13.5	4.7	13.5	9.7	13.4	12.6	1-7	4-6	
	13.0	4.3	13.0	4.5	13.0	9.3	13.0	11.9	1-6	4-5	
	12.2	3.9	12.1	4.0	12.2	8.6	12.0	10.8	1-7	4-5	
	*	11,250 MFD		**	6000 MFD.						

Continued on next Page

Selenium Rectifier Transformers

Selenium Rectifier Transformers — Cont.

PRIMARY 117 VOLTS 50/60 CYCLES
FULL WAVE BRIDGE

Part No.	Secondary AC Volts	DC Output Resistive Load	DC Output Capacitive Load	Load Current	Mtg. Type	Mtg. Centers	Dimensions H.	Dimensions W. x D.	Wt. Lbs.
23V65	25 to 53.5	18-49V.	25 to 63V.	8	LHV	3 1/2 x 4 1/4	5 3/8	4 3/8 x 7 1/2	26
23V67	25 to 53	18-43.5V.	24 to 60V.	12	LHV	4 5/8 x 5 1/2	7 1/8	5 5/8 x 6 1/4	23

Autoformers

Part No.	Secondary Rating A.C. Volts	Secondary Rating Amps.	Mtg. Type	Mtg. Centers	Dimensions H.	Dimensions W. x D.	Wt. Lbs.
23V68	77	8	GGV	3 1/16 x 3	4 5/8	3 3/4 x 4 1/8	6.75
23V69	154	4	GGV	2 9/16 x 3	4 5/8	3 3/4 x 3 5/8	5

Isolation

PRIMARY 117 VOLTS, 50/60 CYCLES

Part No.	Secondary Voltage	Secondary Current	Mtg. Type	Mtg. Centers	Dimensions H.	Dimensions W. x D.	Wt. Lbs.
23V47	26CT	3A	LAH	2 13/16 x 2 1/8	2 13/16	3 3/8 x 2 3/4	3.2
	or						
	13V	3A					
	13V	3A					
	or						
	13V	6A					

400 CPS Step-Down Transformer

THREE-PHASE 400 CYCLES

27V17 is a Y-& connected 400 cycle 3 phase step down transformer. Primary is 115 volt per phase. Designed for use in airborne and control equipment.

Part No.	Secondary Volts	Secondary VA	Mtg. Type	Mtg. Centers	Dimensions H.	Dimensions W. x D.	Wt. Lbs.
27V17	28.5	140	HA	2 19/64 x 1 55/64	4 1/4	2 5/8 x 3 1/16	3

Selenium Rectifier Chart

The following chart has been prepared to simplify the choosing of the correct selenium rectifier transformer for your needs. A wide range of output voltages are available, which may be used to change the DC output voltage or to compensate for aging selenium rectifiers.

RECTIFIER Federal Catalog No.	TRANSFORMER #Bridge *Full Wave	RECTIFIER Radio Receptor Code No.	TRANSFORMER #Bridge *Full Wave	RECTIFIER Sarkes Tarzian Type	TRANSFORMER #Bridge *Full Wave	SILICON RECTIFIER Sarkes Tarzian Type	TRANSFORMER #Bridge *Full Wave
010	*23V61	H1B1S1G	#23V64	D-10	*23V60	L	*23V60
011	*23V61	H2B1S1G	#23V65	D-11	*23V61	L	#23V60
012	*23V62	H4B1S1G	#23V68	D-12	*23V62	LF	*23V62
013	*23V62	H1C1S1G	*23V63	D-13	*23V62	LF	#23V66
014	*23V63	L1B1C1G	#23V65●	D-14	*23V63	M	#23V60
015	*23V64	L1B2S1G	#23V67●	D-15	*23V64	N2	*23V60
016	*23V66	L2B1S1G	#23V67	D-16	*23V66	N2	#23V61
210	#23V60	L1C1S1G	*23V64	D-52	#23V60	N3	*23V60
211	#23V61	U1BS1G	#23V61	D-17	#23V61	N3	#23V61
212	#23V62	U1B1S1G	#23V62	D-18	#23V62	N4	*23V60
213	#23V63	U1C1S1G	*23V62	D-19	#23V63	N4	#23V61
214	#23V64	S1B1S1G	#23V60	D-20	#23V64	P1	*23V61
215	#23V66	S1C1S1G	*23V60	D-21	#23V66	P1	#23V62
216	#23V65●	T1B1S1G	#23V64	D-22	#23V65●	P2	*23V62
217	#23V67●	T2B1S1G	#23V65	D-23	#23V67●	P2	#23V64
312	#23V65	T1C1S1G	*23V62	D-26	#23V65	P3	*23V62
313	#23V65	W1B1S1G	#23V63	D-27	#23V65	P3	#23V64
314	#23V67	W2B1S1G	#23V65	D-28	#23V67	P4	*23V62
413	#23V68	W6B1S1G	#23V69	D-34	#23V68	P4	#23V64
814	#23V69	W1C1S1G	*23V62	D-48	#23V69	Q4	*23V66

● —Parallel secondary windings.

27 SERIES
25 SERIES
GEO SERIES

For more detailed information on mounting type, special applications and frequency response refer to the GREEN section of this Catalog.



LHV



GGV

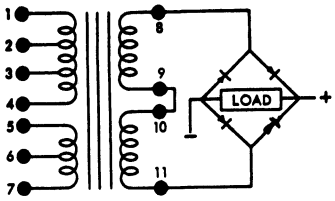

FULL WAVE BRIDGE

Transistor



BAH

Characteristic Curves

To determine the correct transformer impedance of a class A single ended output stage or a class B push-pull output stage use the characteristic curves shown below.

To select the proper transformer for a medium powered transistor, first locate the required output in milliwatts (MW) and trace its line across to the point intersecting with the intended voltage supply. Then read directly below for the load impedance.

Example 1: A class A single-ended audio amplifier with a required output of 100 MW at 12 volts the load impedance is 500 ohms. Use TR-11, TR-18, TR-27, or TR-102 depending upon the necessary secondary impedance.

Example 2: A class B push-pull audio amplifier with an output of 280 MW at 9 volts the load impedance is 400 ohms. Use TR-22 or TR-113 depending upon the necessary secondary impedance.

Once the primary impedance of the desired transformer is known, it is then only necessary to select from the proper power group the correct transformer for your application.

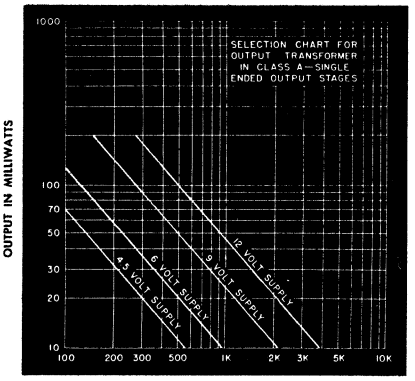

TRANSISTOR LOAD IMPEDANCE OHMS. (COLLECTOR)

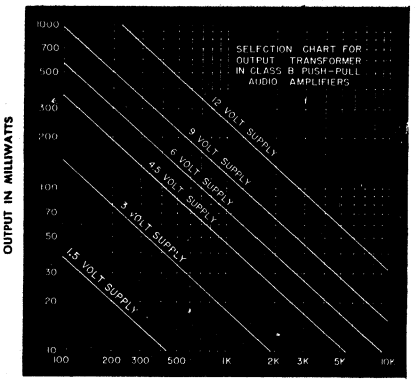

TRANSISTOR TO TRANSISTOR LOAD IMPEDANCE OHMS. (COLLECTOR) (COLLECTOR)

300 Milliwatt Transistor Transformer

MTG. TYPE: BAH H. W. x D.
MTG. CENTERS 1 3/8 DIMENSIONS: 3/4 1 5/8 x 13/16

(DOUBLE LISTING)

Listed In Order Of The Turns Ratio

Part No.	Turns Ratio	Impedance Wdg. #1	Impedance Wdg. #2	Resistance Wdg. #1	Resistance Wdg. #2	Applications
TR-1	1.00:1	500CT	500CT	40	55	D - J
TR-110	1.70:1	48CT	4/8/16	4.1	.78	S
TR-8	2.45:1	48CT	4/8	4	1.2	S
TR-111	2.50:1	100CT	4/8/16	11	1.5	S
TR-112	3.27:1	160	4/8/16	19	1.5	S
TR-21	4.47:1	160CT	4/8	12	1	S
TR-113	5.00:1	400CT	4/8/16	34	1.5	S
TR-114	5.60:1	500CT	4/8/16	47	.85	S
TR-115	6.63:1	700CT	4/8/16	77	1.15	S
TR-22	7.07:1	400CT	4/8	26	1.1	S
TR-116	7.9:1	1,000	4/8/16	120	1.6	S
TR-24	8.17:1	100,000	1,500CT	3,000	45	A - J
TR-117	12.5:1	2,500	4/8/16	172	1.15	S
TR-118	13.7:1	3,000	4/8/16	192	1.2	S
TR-28	14.1:1	200,000	1,000	3,000	30	A
TR-119	14.1:1	200,000CT	1,000CT	1,815	123	A
TR-33	35.4:1	250,000	200CT	4,400	8.5	A
TR-35	44.7:1	100,000	50	3,100	5	A
TR-36	50.0:1	500,000	200CT	7,000	8.5	A

Listed In Order Of The Impedance

Part No.	Impedance Wdg. #1	Impedance Wdg. #2	Resistance Wdg. #1	Resistance Wdg. #2	Applications
TR-8	48CT	4/8	4	1.2	S
TR-110	48CT	4/8/16	4.1	.78	S
TR-111	100CT	4/8/16	11	1.5	S
TR-112	160	4/8/16	19	1.5	S
TR-21	160CT	4/8	12	1	S
TR-22	400CT	4/8	26	1.1	S
TR-113	400CT	4/8/16	34	1.5	S
TR-1	500CT	500CT	40	55	D - J
TR-114	500CT	4/8/16	47	.85	S
TR-115	700CT	4/8/16	77	1.15	S
TR-116	1,000	4/8/16	120	1.6	S
TR-117	2,500	4/8/16	172	1.15	S
TR-118	3,000	4/8/16	192	1.2	S
TR-35	100,000	50	3,100	5	A
TR-24	100,000	1,500CT	3,000	45	A - J
TR-28	200,000	1,000	3,000	30	A
TR-119	200,000CT	1,000CT	1,815	123	A
TR-33	250,000	200CT	4,400	8.5	A
TR-36	500,000	200CT	7,000	8.5	A

Applications (A) Input, (D) Driver, (J) Interstage, (S) Output

Transistor Transformers

150 Milliwatt Transistor Transformers

MOUNTING TYPE— BCH
MOUNTING CENTERS 13/16 DIMENSIONS: H. 11/16 W. x D. 13/16 x 5/8

(DOUBLE LISTING)

Listed In Order Of The Turns Ratio

Part No.	Turns Ratio	Impedance Wdg. #1	Impedance Wdg. #2	Resistance Wdg. #1	Resistance Wdg. #2	Application
TR-2	1.23:1	5,000CT	7,500CT	550	980	D - J
TR-3	1.41:1	5,000CT	10,000CT	550	1,100	D - J
TR-4	1.73:1	1,500	500CT	100	45	D-J-S
TR-5	1.81:1	490CT	150CT	30	16	D - S
TR-6	1.83:1	10,000	3,000CT	820	6660	D - J
TR-7	2.24:1	10,000	2,000CT	740	300	D - J
TR-9	2.45:1	5,000	20,000CT	370	1,300	A - J
TR-10	3.00:1	5,000CT	45,000	310	1,400	A - J
TR-11	3.16:1	500CT	50	30	5	D - S
TR-12	3.16:1	100CT	10CT	13	1.5	S
TR-13	4.00:1	5,000CT	80,000	260	1,520	A - J
TR-108	4.00:1	5,000CT	80,000CT	573	5,740	A - J
TR-14	4.08:1	20,000	1,200	1,250	94	A - J
TR-106	4.08:1	20,000CT	1,200	1,860	142	A - J
TR-15	4.47:1	300CT	15	21	2.5	S
TR-16	5.00:1	400CT	16	28	2	S
TR-17	5.00:1	20,000	800CT	1,350	95	A-D-J
TR-101	5.22:1	350CT	4/12	38	1.45	S
TR-18	5.52:1	500CT	16.4	30	1.7	S
TR-102	5.53:1	500CT	4/8/16	75	3.5	S
TR-103	5.65:1	600CT	4/8/16	73	3.2	S
TR-19	6.04:1	400CT	11	27	1.3	S
TR-20	6.22:1	650CT	16.8	38	1.4	S
TR-104	6.75:1	825CT	4/8/16	14	2.7	S
TR-23	7.07:1	10,000	200CT	900	11	D - S
TR-25	8.66:1	15,000	200CT	1,100	11	J - S
TR-105	9.80:1	1,250	4/12	132	1.4	S
TR-26	10:1	50,000	500CT	1,300	30	A-D-S
TR-107	11.8:1	2,500	4/16	370	2.3	S
TR-27	12.5:1	500CT	3.2	30	.3	S
TR-29	15.6:1	825CT	3.4	40	.25	S
TR-30	15.8:1	50,000	200CT	1,400	9	A - S
TR-31	20:1	40,000	100	1,150	5	A - S
TR-109	24.6:1	10,000CT	4/8/16	1,174	2.6	S
TR-32	25.5:1	9,800	15	1,070	2.5	A - S
TR-34	40.8:1	50,000	30CT	1,400	2.5	A

Listed In Order Of The Impedance

Part No.	Impedance Wdg. #1	Impedance Wdg. #2	Resistance Wdg. #1	Resistance Wdg. #2	Application
TR-12	100CT	10CT	13	1.5	S
TR-15	300CT	15	21	2.5	S
TR-101	350CT	4/12	38	1.45	S
TR-19	400CT	11	27	1.3	S
TR-16	400CT	16	28	2	S
TR-5	490CT	150CT	30	16	D - S
TR-27	500CT	3.2	30	.3	S
TR-18	500CT	16.4	30	1.7	S
TR-102	500CT	4/8/16	75	3.5	S
TR-11	500CT	50	30	5	D - S
TR-103	600CT	4/8/16	73	3.2	S
TR-20	650CT	16.8	38	1.4	S
TR-29	825CT	3.4	40	.25	S
TR-104	825CT	4/8/16	74	2.7	S
TR-105	1,250	4/12	132	1.4	S
TR-4	1,500	500CT	100	45	D-J-S
TR-107	2,500	4/16	370	2.3	S
TR-2	5,000CT	7,500	550	980	D - J
TR-3	5,000CT	10,000CT	550	1,100	D - J
TR-9	5,000	30,000CT	370	1,300	A - J
TR-10	5,000CT	45,000	310	1,400	A - J
TR-13	5,000CT	80,000	260	1,520	A - J
TR-108	5,000CT	80,000CT	573	5,740	A - J
TR-32	9,800	15	1,070	2.5	A - S
TR-109	10,000CT	4/8/16	1,174	2.6	S
TR-23	10,000	200CT	900	11	D - S
TR-7	10,000	2,000CT	740	300	D - J
TR-6	10,000	3,000CT	820	660	D - J
TR-25	15,000	200CT	1,100	11	J - S
TR-17	20,000	800CT	1,350	95	A-D-J
TR-14	20,000	1,200	1,250	94	A - J
TR-106	20,000CT	1,200	1,860	142	A - J
TR-31	40,000	100	1,150	5	A - S
TR-34	50,000	30CT	1,400	2.5	A
TR-30	50,000	200CT	1,400	9	A - S
TR-26	50,000	500CT	1,300	30	A-D-S



MAH



BCH

50 Milliwatt-Transistor Transformers

MOUNTING— MAH DIMENSIONS: H. 7/16 W. x D. 1/2 x 7/16

(DOUBLE LISTING)

Listed In Order Of The Turns Ratio

Part No.	Turns Ratio	Impedance Wdg. #1	Impedance Wdg. #2	Resistance Wdg. #1	Resistance Wdg. #2	Application
TR-37	1:1	500CT	500CT	34	42	D - J
TR-38	1.09:1	6,000	5,000CT	330	250	D - J
TR-39	1.24:1	4,000	2,600CT	330	220	D - J
TR-40	2.24:1	10,000	2,000CT	295	147	D - J
TR-41	3.16:1	500	50	35	4.6	D - S
TR-42	3.16:1	20,000	2,000CT	560	140	A - J
TR-43	3.53:1	125CT	10	11	1	S
TR-44	4.08:1	20,000	1,200	560	72	A - J
TR-45	4.46:1	1,000	1,000	73	4.6	D - S
TR-46	4.47:1	200CT	10	18	1	S
TR-47	5.46:1	300CT	10	27	1	S
TR-48	5.75:1	20,000	600	560	43	A - J
TR-49	7.06:1	500CT	10	40	1	S
TR-50	7.9:1	200CT	3.2	18	.36	S
TR-51	9.65:1	300CT	3.2	27	.36	S
TR-52	11.8:1	7,000	50	440	4.6	S
TR-53	12.5:1	500CT	3.2	40	.36	S
TR-54	14.1:1	200,000	1,000	1,300	20	A - J
TR-55	44.7:1	100,000	50	1,170	1.7	A
TR-56	30 HY @ 1 MADC 4,000 Ohms					

Listed In Order Of The Impedance

Part No.	Impedance Wdg. #1	Impedance Wdg. #2	Resistance Wdg. #1	Resistance Wdg. #2	Application
TR-43	125CT	10	11	1	S
TR-50	200CT	3.2	18	.36	S
TR-46	200CT	10	18	1	S
TR-51	300CT	3.2	27	.36	S
TR-47	300CT	10	27	1	S
TR-53	500CT	3.2	40	.36	S
TR-49	500CT	10	40	1	S
TR-41	500	50	35	4.6	D - S
TR-37	500CT	500CT	34	42	D - J
TR-45	1,000	50	73	4.6	D - S
TR-39	4,000	2,600CT	330	220	D - J
TR-38	6,000	5,000CT	330	250	D - J
TR-52	7,000	50	440	4.6	S
TR-40	10,000	2,000CT	295	147	D - J
TR-48	20,000	600	560	43	A - J
TR-44	20,000	1,200	560	72	A - J
TR-42	20,000	2,000CT	560	140	A - J
TR-55	100,000	50	1,170	1.7	A
TR-54	200,000	1,000	1,300	20	A - J

Applications (A) Input, (D) Driver, (J) Interstage, (S) Output.

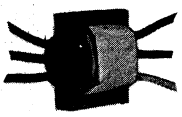

MAH

20 Milliwatt Transistor Transformers

MOUNTING TYPE MAH DIMENSIONS: H. 1/4 W. x D. 3/8 x 5/16

(DOUBLE LISTING)

Listed In Order Of The Turns Ratio

Part No.	Turns Ratio	Impedance Wdg. #1	Impedance Wdg. #2	Resistance Wdg. #1	Resistance Wdg. #2	Applications
TR-121	1:1.1	500CT*	600	58	105	D - S
TR-122	1:1.41	300CT*	600	35	110	D - S
TR-123	1.25:1	900CT*	600	105	110	D - S
TR-124	1.58:1	1,500CT*	600	210	120	D - S
TR-125	2.24:1	10,000	2,000CT*	1,160	160	D
TR-130	2.58:1	10,000CT*	1,500CT*	1,150	105	J
TR-126	2.83:1	400	50	70	10	S
TR-127	2.89:1	10,000	1,200CT*	1,160	105	D
TR-128	3.16:1	500	50	105	10	S
TR-129	3.54:1	200CT	16	25	2.9	S
TR-131	4.46:1	1,000	50	240	15	S
TR-132	4.47:1	20,000	1,000	1,700	275	J
TR-133	4.47:1	10,000CT*	500CT*	1,160	44	D
TR-134	5:1	30,000	1,200	1,600	170	J
TR-135	5:1	30,000CT*	1,200CT*	1,500	160	J
TR-136	5:1	400CT*	16	35	2.4	S
TR-137	7.07:1	800CT*	16	86	2.4	S
TR-138	8.15:1	1,070CT*	16	100	2.4	S
TR-139	9.14:1	1,330CT*	16	150	2.4	S
TR-140	11.2:1	2,000CT*	16	240	2.3	S
TR-141	13.7:1	600	3.2	90	.8	S
TR-142	14.1:1	200,000	1,000	6,500	250	A
TR-143	14.1:1	200,000CT	1,000CT	6,500	250	A
TR-144	19.3:1	1,200	3.2	190	.8	S
TR-145	25:1	10,000CT*	16	750	2.3	S
TR-146	56:1	10,000	3.2	1,500	.8	S
TR-147	1 HY @ 2 MADC	130 Ohms DC Resistance				
TR-148	3 HY @ 2 MADC	330 Ohms DC Resistance				
TR-149	6 HY @ 2 MADC	1180 Ohms DC Resistance				
TR-150	12 HY @ 0 MADC	1880 Ohms DC Resistance				
TR-151	20 HY @ 0 MADC	2850 Ohms DC Resistance				

Listed In Order Of The Impedance

Part No.	Impedance Wdg. #1	Impedance Wdg. #2	Resistance Wdg. #1	Resistance Wdg. #2	Applications
TR-129	200CT	16	25	2.9	S
TR-122	300CT*	600	35	110	D - S
TR-136	400CT*	16	35	2.4	S
TR-126	400	50	70	10	S
TR-128	500	50	105	10	S
TR-121	500CT*	600	58	105	D - S
TR-141	600	3.2	90	.8	S
TR-137	800CT*	16	86	2.4	S
TR-123	900CT*	600	105	110	D - S
TR-131	1,000	50	240	15	S
TR-138	1,070CT*	16	100	2.4	S
TR-144	1,200	3.2	190	.8	S
TR-139	1,330CT*	16	150	2.4	S
TR-124	1,500CT*	600	210	120	D - S
TR-140	2,000CT*	16	240	2.3	S
TR-146	10,000	3.2	1,500	.8	S
TR-145	10,000CT*	10	750	2.3	S
TR-133	10,000CT*	500CT*	1,160	44	D
TR-127	10,000	1,200CT*	1,160	105	D
TR-130	10,000CT*	1,500CT*	1,150	105	J
TR-125	10,000	2,000CT*	1,160	160	D
TR-132	20,000	1,000	1,700	275	J
TR-135	30,000CT*	1,200CT*	1,500	160	J
TR-134	30,000	1,200	1,600	170	J
TR-142	200,000	1,000	6,500	250	A
TR-143	200,000CT	1,000CT	6,500	250	A

* Balanced windings. Applications (A) Input, (D) Driver, (J) Interstage, (S) Output.

TR-120 Transistor Interstage Transformer

1/700TH OF A POUND

1 MILLIWATT OUTPUT

PRIMARY IMPEDANCE	20,000 OHMS
SECONDARY IMPEDANCE	1,000 OHMS
PRIMARY DC RESISTANCE	2,200 OHMS
SECONDARY DC RESISTANCE	310 OHMS

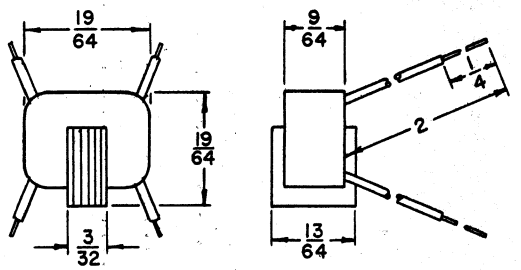

OVERALL DIMENSIONS

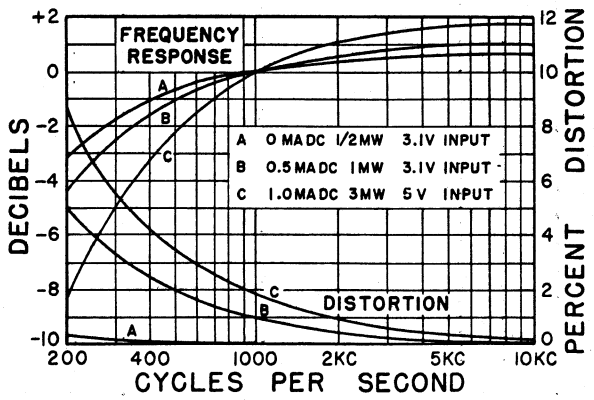

Transistor Transformers

Power Transistor Outputs

These transistor output transformers have been designed to cover almost all of the power transistor applications, such as used in automobile radios, audio power amplifiers and many circuits.
The TR-57 and TR-59 has been designed to cover parallel 3.2 and 8 ohm voice coil applications. These transformers may be used with such transistors as Sylvania's 2N68, 2N95, 2N141 and CBS's 2N255 and 2N256.

Part No.	Impedance Primary	Impedance Secondary	Primary MADC	Power In Watts	Mtg. Type	Mtg. Centers	Dimensions H.	Dimensions W. x D.	Wt. Lbs.
TR-57	32CT	1.6/4	575	10	BAH	2 13/16	2	3 5/16 x 1 7/8	1.0
TR-58	32CT	3.2/8/16	575	10	BAH	2 13/16	2	3 5/16 x 1 7/8	1.0
TR-59	48CT	1.6/4	550	10	BAV	2 3/8	2 5/16	2 7/8 x 2	1.0
TR-60	48CT	3.2/8/16	550	10	BHV	2 3/8	2 5/16	2 7/8 x 2	1.0
TR-61	48CT	3.2/8/16	550	5	BHV	1 3/4	1 3/4	2 x 1 1/4	0.5
TR-62	100	3.2/8/16	150	3	BAV	1 1/2	1 1/2	1 7/8 x 1 1/4	0.4
TR-63	100CT	3.2/8/16	500	10	BAV	2 3/8	2 5/16	2 7/8 x 2	1.0

Hi-Fi Transistor Transformers

Completely encased for use in wide range transistor high fidelity audio amplifiers. Each has a frequency response of ± 1/2 db from 20-20,000 CPS in properly designed circuits.

TR-67	125CT	8	50*	1.5	XAV	1 1/4	1 3/4	1 1/4 x 1 1/4	.75
TR-68	5000	3000CT	20*	.20	XAV	1 1/4	1 3/4	1 1/4 x 1 1/4	.75

* Unbalanced primary current

Drivers

When used in conjunction with the output transformers listed above these driver transformers give the best in performance and at a very low cost.
Designed especially for driving power transistors such as Sylvania's 2N68, 2N95, 2N141 and CBS's 2N255 and 2N256.

TR-64	100	100CT	200	.5	BAH	1 3/4	1 1/4	2 1/8 x 1	.4
TR-65	100	200CT	200	.5	BAH	1 3/4	1 1/4	2 1/8 x 1	.4
TR-66	500CT	200CT	50	.5	BAH	1 3/4	1 1/4	2 1/8 x 1	.4

Transistor Power Supply Transformers

Recent developments in the power transistor field have made possible the design of circuits which are efficient and rugged converters of low voltage DC to high voltage AC or DC power. These transistorized power supplies are ideally suited for powering all kinds of battery operated equipment such as mobile communication systems, aircraft and marine navigational systems, photo-flash, ultrasonic applications and even 117 Volts 60 CPS from an automobile battery so as to operate 117V radio, television, electric shavers, etc.
These transistor power supply transformers give a wide range of voltage and power to choose from. Complete instructions supplied with each transformer.

Part No.	DC Supply Voltage	Output # Voltage	Power Output	Mtg. Type	Mtg. Centers	Dimensions H.	Dimensions W. x D.
TR-69	6	*117VAC	50	GGV	1 5/8 x 2	3 1/8	2 5/8 x 2 5/8
TR-70	12	*117VAC	50	GGV	1 5/8 x 2	3 1/8	2 5/8 x 2 5/8
TR-71	12	*117VAC	110	GGV	2 3/16 x 2 1/2	3 7/8	3 3/16 x 3 1/2
TR-72	12	*117VAC	250	GGV	3 1/16 x 3	4 5/8	3 13/16 x 4 9/16
TR-73	24	*117VAC	400	GGV	3 5/8 x 3 7/8	5 7/8	4 3/8 x 6
TR-74	12	150VDC	15	TAV	1 1/4 x 2 1/8	2 1/4	1 7/8 x 2 7/16
TR-75	12	200VDC	20	TAV	1 1/4 x 2 1/8	2 1/4	1 7/8 x 2 7/16
TR-76	6	225VDC	15	TAV	1 1/4 x 2 1/8	2 1/4	1 7/8 x 2 7/16
TR-77	12	225VDC	20	TAV	1 1/4 x 2 1/8	2 1/4	1 7/8 x 2 7/16
TR-78	12	250VDC	16.5	DAH	1 1/2	1 3/4	1 3/4 x 1 3/8
TR-79	6	250VDC	50	TAV	1 1/2 x 2 3/8	2 7/8	2 1/4 x 2 11/16
TR-80	12	250VDC	50	TAV	1 1/2 x 2 3/8	2 7/8	2 1/4 x 2 11/16
TR-81	12	250VDC	100	TAV	1 3/4 x 2 11/16	3 5/16	2 1/2 x 3
TR-82	12	275VDC	48	TAV	1 1/4 x 2 1/8	2 1/4	1 7/8 x 2 7/16
TR-83	12	300VDC	30	DAH	1 1/2	1 7/8	2 3/8 x 1 7/8
TR-84	12	300 & 150VDC	120	TAV	1 1/2 x 2 3/8	2 7/8	2 1/4 x 2 11/16
TR-85	12	325VDC	50	DAH	1 1/2	2	2 3/8 x 2 7/16
TR-86	12	350VDC	30	TAV	1 1/4 x 2 1/8	2 1/4	1 7/8 x 2 7/16
TR-87	12	375VDC	70	DAH	1 1/2	2	2 3/8 x 2 7/16
TR-88	4.5	390VDC	12	DAH	1 1/2	1 3/4	1 3/4 x 1 11/32
TR-89	12	400VDC	50	TAV	1 1/2 x 2 3/8	2 7/8	2 1/4 x 2 11/16
TR-90	12	450 & 225VDC	40	TAV	1 1/2 x 2 3/8	2 7/8	2 1/4 x 2 11/16
TR-91	12	450VDC	120	TAV	1 3/4 x 2 11/16	3 5/16	2 1/2 x 3
TR-92	12	500 & 250VDC	50	TAV	1 1/2 x 2 3/8	2 7/8	2 1/4 x 2 11/16
TR-93	12	500 & 250VDC	100	TAV	1 3/4 x 2 11/16	3 5/16	2 1/2 x 3
TR-94	12	500VDC	150	TAV	1 3/4 x 2 11/16	3 5/16	2 1/2 x 3
TR-95	12	600VDC	120	DAH	3 11/16	2	4 1/8 x 3
TR-96	12	800VDC	120	TAV	1 3/4 x 2 11/16	3 5/16	2 1/2 x 3
TR-97	12	1000VDC	100	TAV	1 3/4 x 2 11/16	3 5/16	2 1/2 x 3
TR-98	12	1500VDC	20	TAV	1 1/2 x 2 3/8	2 7/8	2 1/4 x 2 11/16
TR-99	6 & 12	200-225-250 or 275VDC	20	TAV	1 1/2 x 2 3/8	2 7/8	2 1/4 x 2 11/16
TR-100	25	20KC 9 ohms output	200	TAV	1 1/4 x 2 1/8	2 1/4	1 7/8 x 2 7/16

* 60 CPS


BAH


BAV


BHV


XAV


GGV


TAV

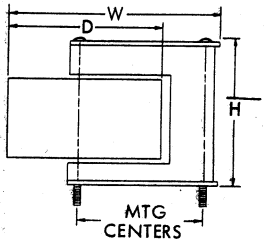

DAH

Transistor Coils & Condensers

SS

IF



FR



FF

US



VM

Transistor IF Transformers

PERMEABILITY TUNED. MAY BE USED IN PRINTED CIRCUITS. ALL UNITS 1/2" SQUARE - LUG MOUNTED. FIG. SS.

Part No.	Frequency	Schematic No.	Primary Impedance	Secondary Impedance	Height	Application
16-9001	262 KC	106	20000	600	3/4	A - J - S
16-9002	455 KC	106	25000	600	3/4	A - J - S
16-9003	455 KC	106	10000	500	5/8	A - J
16-9004	455 KC	106	10000	1500	5/8	S
16-9007	455 KC	107	80000	25	5/8	A
16-9008	455 KC	107	30000	25	5/8	J
16-9009	455 KC	106	30000	1000	5/8	S
16-9012	455 KC	106	25000	250	5/8	A
16-9013	455 KC	106	20000	150	5/8	J
16-9014	455 KC	106	20000	1000	5/8	S
16-9015	455 KC	106	100000	1000	5/8	S

PERMEABILITY TUNED. MAY BE USED IN PRINTED CIRCUITS. BOTH UNITS 3/8" SQUARE - LUG MOUNTED. FIG. SS.

Part No.	Frequency	Schematic No.	Primary Impedance	Secondary Impedance	Height	Application
16-9016	455 KC	106	25000	600	5/8	A
16-9017	455 KC	106	25000	1000	5/8	S

Applications: (A) Input, (J) Interstage, (S) Output.

Transistor Ferrite Antenna Coils

HIGH Q FOR MAXIMUM PICKUP - MAXIMUM TRANSFER OF ENERGY TO TRANSISITOR. BROADCAST FREQUENCIES.

Part No.	Fig.	Schematic No.	Tuning Condenser Cap. M.M.F.	Nominal Inductance U.H.	Dimensions
14-9001	FF	103	98	880	5/32 x 3/4 x 2 5/8
14-9003	FR	12	365	240	1/2 Dia. x 7 lg.
14-9005	FF	104	123	667	5/32 x 3/4 x 3 1/8
14-9009	FR	12	165	506	3/8 Dia. x 7 lg.
14-9011	FR	12	73	1125	3/8 Dia. x 5 lg.
14-9013	FR	12	123	667	3/8 Dia. x 5 lg.
14-9015	IF	4	Any Cap. 100 - 365	Adjustable 200 - 900	3/8 Dia. x 2 lg.
14-9017	FR	103	365	240	3/4 x 1 x 3 1/2 with MTG Bracket
14-9019	FF	103	365	240	5/32 x 13/16 x 3 1/2

Transistor Oscillator Coils

POPULAR COILS FOR REPLACEMENT, HOBBYIST AND EXPERIMENTER. BROADCAST FREQUENCIES.

Part No.	Fig.	Schematic No.	Tuning Condenser Cap. M.M.F.	Nominal Inductance U.H.	Dimensions
14-9004	IF	15	365 (Pad. 750)	140	11/16 Dia. x 7/8 H.
14-9006	SS	105	78	248	1/2 x 1/2 x 5/8 H.
14-9020	SS	106	98	207	3/8 x 3/8 x 5/8 H.
14-9010	IF	83	82	262	9/16 Dia. x 1 1/8 H.
14-9012	US	83	82	262	9/16 Dia. x 1 1/8 H.
14-9014	IF	83	98	207	11/16 Dia. x 7/8 H.
14-9016	IF	83	365 (Pad. 750)	145	11/16 Dia. x 7/8 H.

Midget Variable Condensers

FOR TRANSISTOR TYPE RECEIVERS

Two section counter clockwise rotation for capacity increase. Shaft diameter is 1/4". Each section provided with a trimmer. Osc. section cut plates for 455KC I.F.

Part No.	Capacity Range Antenna Section	Capacity Range Osc. Section	Dimensions	Mounting
21-9001	5.5 to 74 MMF	5.2 to 58 MMF	1 3/8 x 1 5/16 x 15/16	4-36 Tapped Holes
21-9002	8.8 to 131.9	8.5 to 106.3	1 3/8 x 1 5/16 x 1 3/16	6-32 Tapped Holes
21-9003	8.8 to 131.9	7.7 to 85.9	1 3/8 x 1 5/16 x 15/16	6-32 Tapped Holes
21-9004	9.9 to 182.3	7.7 to 85.9	1 3/8 x 1 5/16 x 1 3/16	6-32 Tapped Holes
21-9005	10 to 365	10 to 365	2 3/16 x 1 13/16 x 1 5/8	6-32 Tapped Holes
21-9006	Single Section 10-365 MMF		1 3/8 x 1 5/16 x 1 3/16	6-32 Tapped Holes

Schematics listed in back of catalog.

Miniature

MIniature Transformers

The most complete line of top efficiency miniature transformers ever made available. These miniature transformers are designed for a wide range of civilian and government applications. Used by many manufacturers of hearing aids and a variety of miniature electronic devices where maximum efficiency is necessary. Ideally suited for installation in original equipment and for replacement.

MAH



RAV-1



RAV-2

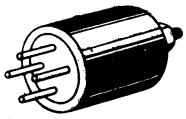

RSV-1

1 Milliwatt_MI-T

Part No.	Application	Impedance Primary	Impedance Secondary	Primary MADC	Primary Resistance	Secondary Resistance	Mtg. Type	Dimensions H.	Dimensions W. x D.
MI-T1	Interstage	20,000	1,000	.5	1,150	175	MAH	3/8	3/8 x 11/32
MI-T2							RAV-1	27/64	7/16 Diameter
MI-T3							RSV-1	9/16	7/16 Diameter
MI-T4	Interstage	20,000	1,000	.5	930	95	MAH	3/8	3/8 x 11/32
MI-T5							RAV-1	27/64	7/16 Diameter
MI-T6							RSV-1	9/16	7/16 Diameter
MI-T7	Output	600	50	3	66	7.7	MAH	3/8	3/8 x 11/32
MI-T8							RAV-1	27/64	7/16 Diameter
MI-T9							RSV-1	9/16	7/16 Diameter
MI-T10	Output	400	50	3	70	9.3	MAH	3/8	3/8 x 11/32
MI-T11							RAV-1	27/64	7/16 Diameter
MI-T12							RSV-1	9/16	7/16 Diameter
MI-T13	Input	200,000	1,000	0	2,600	135	MAH	3/8	3/8 x 11/32
MI-T14							RAV-1	27/64	7/16 Diameter
MI-T15							RSV-1	9/16	7/16 Diameter
MI-T16	Output	1,000	50/60	3	160	9	MAH	3/8	3/8 x 11/32
MI-T17							RAV-1	27/64	7/16 Diameter
MI-T18							RSV-1	9/16	7/16 Diameter
MI-T19	Choke 12 HY @ 0 MADC 830 Ohms DC Resistance						MAH	3/8	3/8 x 11/32
MI-T20	Choke 12 HY @ 0 MADC 830 Ohms DC Resistance						RSV-1	9/16	7/16 Diameter

2.5 Milliwatt-MI-T

Part No.	Applications	Impedance Primary	Impedance Secondary	Primary MADC	Primary Resistance	Secondary Resistance	Mtg. Type	Dimensions H.	Dimensions W. x D.
MI-T21	Interstage	20,000	1,000	0.5	1,080	125	MAH	3/8	3/8 x 3/8
MI-T22							RAV-2	41/64	17/32 Diameter
MI-T23							RSV-1	11/16	17/32 Diameter
MI-T24	Output	400	50	3	54	6.3	MAH	3/8	3/8 x 3/8
MI-T25							RAV-2	41/64	17/32 Diameter
MI-T26							RSV-1	11/16	17/32 Diameter
MI-T27	Output	600	50	3	64	7.5	MAH	3/8	3/8 x 3/8
MI-T28							RAV-2	41/64	17/32 Diameter
MI-T29							RSV-1	11/16	17/32 Diameter
MI-T30	Input	200,000	1,000	0	3,200	181	MAH	3/8	3/8 x 3/8
MI-T31							RAV-2	41/64	17/32 Diameter
MI-T32							RSV-1	11/16	17/32 Diameter
MI-T33	Output	1,000	50	3	163	11.7	MAH	3/8	3/8 x 3/8
MI-T34							RAV-2	41/64	17/32 Diameter
MI-T35							RSV-1	11/16	17/32 Diameter
MI-T36	Interstage	30,000	150	0.5	1,610	15	MAH	3/8	3/8 x 3/8
MI-T37							RAV-2	41/64	17/32 Diameter
MI-T38							RSV-1	11/16	17/32 Diameter
MI-T39	Choke 20 HY @ 1 MADC 2200 Ohms DC Resistance						MAH	3/8	3/8 x 3/8
MI-T40	Choke 20 HY @ 1 MADC 2200 Ohms DC Resistance						RSV-1	11/16	17/32 Diameter

TRANSFORMERS

Miniature



MAH



RAV-2

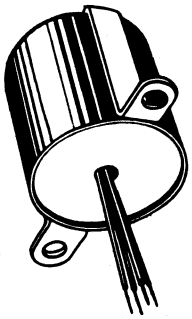

RAV-3

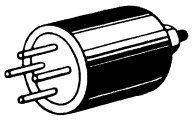

RSV-1



RSV-2



BAH

4 Milliwatt-MI-T

Part No.	Application	Impedance Primary	Impedance Secondary	Primary MADC	Primary Resistance	Secondary Resistance	Mtg. Type	Dimensions H.	Dimensions W. x D.
MI-T41	Interstage	500	500	0	45	45	MAH	7/16	1/2 x 7/16
MI-T42							RAV-2	23/32	21/32
MI-T43							RSV-1	23/32	21/32
MI-T44	Output	600	50	3	58	5.4	MAH	7/16	1/2 x 7/16
MI-T45							RAV-2	23/32	21/32
MI-T46							RSV-1	23/32	21/32
MI-T47	Output	50,000	3.4	0.5	2,270	.9	MAH	7/16	1/2 x 7/16
MI-T48							RAV-2	23/32	21/32
MI-T49							RSV-1	23/32	21/32
MI-T50	Interstage	100,000	1,200	0	2,850	94	MAH	7/16	1/2 x 7/16
MI-T51							RAV-2	23/32	21/32
MI-T52							RSV-1	23/32	21/32
MI-T53	Interstage	25,000CT	1,200	0.5	1,580	97	MAH	7/16	1/2 x 7/16
MI-T54							RAV-2	23/32	21/32
MI-T55							RSV-1	23/32	21/32
MI-T56	Input	600CT	1,200CT	0.5	55	109	MAH	7/16	1/2 x 7/16
MI-T57							RAV-2	23/32	21/32
MI-T58							RSV-1	23/32	21/32
MI-T59	Interstage	25,000	600	0.5	1,620	36	MAH	7/16	1/2 x 7/16
MI-T60							RAV-2	23/32	21/32
MI-T61							RSV-1	23/32	21/32
MI-T62	Output	4,000	3.2	0	488	.5	MAH	7/16	1/2 x 7/16
MI-T63							RAV-2	23/32	21/32
MI-T64							RSV-1	23/32	21/32
MI-T65	Choke	30 HY @ 1 MADC 4000 Ohms DC Resistance					MAH	7/16	1/2 x 7/16
MI-T66	Choke	30 HY A 1 MADC 4000 Ohms DC Resistance					RSV-1	23/32	21/32

9 Milliwatt-MI-T

Part No.	Application	Impedance Primary	Impedance Secondary	Primary MADC	Primary Resistance	Secondary Resistance	Mtg. Type	Dimensions H.	Dimensions W. x D.
MI-T67	Input	200	250,000	0	13.4	3,580	MAH	7/16	3/4 x 5/8
MI-T68							RAV-3	29/32	7/8 Diameter
MI-T69							RSV-2	29/32	7/8 Diameter
MI-T70	Interstage	10,000	90,000	.25	820	3,500	MAH	7/16	3/4 x 5/8
MI-T71							RAV-3	29/32	7/8 Diameter
MI-T72							RSV-2	29/32	7/8 Diameter
MI-T73	Output	25,000	500	0.5	1,750	30	MAH	7/16	3/4 x 5/8
MI-T74							RAV-3	29/32	7/8 Diameter
MI-T75							RSV-2	29/32	7/8 Diameter
MI-T76	Output	30,000	50	1	2,600	4.7	MAH	7/16	3/4 x 5/8
MI-T77							RAV-3	29/32	7/8 Diameter
MI-T78							RSV-2	29/32	7/8 Diameter
MI-T79	Output	100,000	60	.25	4,800	3.5	MAH	7/16	3/4 x 5/8
MI-T80							RAV-3	29/32	7/8 Diameter
MI-T81							RSV-2	29/32	7/8 Diameter
MI-T82	Choke	50 HY @ 1 MADC 4500 Ohm DC Resistance					MAH	7/16	3/4 x 5/8
MI-T83							RAV-3	29/32	7/8 Diameter
MI-T84							RSV-2	29/32	7/8 Diameter

12 Milliwatt-MI-T

Part No.	Application	Impedance Primary	Impedance Secondary	Primary MADC	Primary Resistance	Secondary Resistance	Mtg. Type	Centers	Dimensions H.	Dimensions W. x D.
MI-T85	Input	200	250,000	0	21.5	2,650	BAH	1 1/16	5/8	1 1/4 x 19/32
MI-T86							RAV-3	1 5/32	1 3/32	7/8 Diameter
MI-T87							RSV-2	1 5/32	1 3/32	7/8 Diameter
MI-T88	Interstage	10,000	90,000	.25	222	2,800	BAH	1 1/16	5/8	1 1/4 x 19/32
MI-T89							RAV-3	1 5/32	1 3/32	7/8 Diameter
MI-T90							RSV-2	1 5/32	1 3/32	7/8 Diameter
MI-T91	Output	25,000	500	1.5	1,750	29	BAH	1 1/16	5/8	1 1/4 x 19/32
MI-T92							RAV-3	1 5/32	1 3/32	7/8 Diameter
MI-T93							RSV-2	1 5/32	1 3/32	7/8 Diameter
MI-T94	Output	30,000	50	1	1,900	3.9	BAH	1 1/16	5/8	1 1/4 x 19/32
MI-T95							RAV-3	1 5/32	1 3/32	7/8 Diameter
MI-T96							RSV-2	1 5/32	1 3/32	7/8 Diameter
MI-T97	Output	100,000	60	.25	4,000	4.38	BAH	1 1/16	5/8	1 1/4 x 19/32
MI-T98							RAV-3	1 5/32	1 3/32	7/8 Diameter
MI-T99							RSV-2	1 5/32	1 3/32	7/8 Diameter
MI-T100	Choke	50 HY @ 1 MADC 3200 Ohm DC Resistance					BAH	1 1/16	5/8	1 1/4 x 19/32
MI-T101							RAV-3	1 5/32	1 3/32	7/8 Diameter
MI-T102							RSV-2	1 5/32	1 3/32	7/8 Diameter

20 Milliwatt MI-T

Part No.	Application	Impedance Primary	Impedance Secondary	Primary MADC	Primary Resistance	Secondary Resistance	Mtg. Type	Centers	Dimensions H.	Dimensions W. x D.
MI-T103	Input	50/250/600	50,000CT	0	24.5	2,480	BAH	1 1/8	3/4	1 5/8 x 13/16
MI-T104							RAV-4	1 1/8	1 7/16	15/16 Diameter
MI-T105							RSV	1 1/8	1 7/16	15/16 Diameter
MI-T106	Input	4/8	50,000CT	0	.35	2,600	BAH	1 1/8	3/4	1 5/8 x 13/16
MI-T107							RAV-4	1 1/8	1 7/16	15/16 Diameter
MI-T108							RSV	1 1/8	1 7/16	15/16 Diameter
MI-T109	Output	400CT	4/8	0	37	1	BAH	1 1/8	3/4	1 5/8 x 13/16
MI-T110							RAV-4	1 1/8	1 7/16	15/16 Diameter
MI-T111							RSV	1 1/8	1 7/16	15/16 Diameter
MI-T112	Interstage	15,000	60,000	0	1,250	3,450	BAH	1 1/8	3/4	1 5/8 x 13/16
MI-T113							RAV-4	1 1/8	1 7/16	15/16 Diameter
MI-T114							RSV	1 1/8	1 7/16	15/16 Diameter
MI-T115	Interstage	15,000	90,000	0	1,250	5,900	BAH	1 1/8	3/4	1 5/8 x 13/16
MI-T116							RAV-4	1 1/8	1 7/16	15/16 Diameter
MI-T117							RSV	1 1/8	1 7/16	15/16 Diameter
MI-T118	Output	15,000	50/250/600	0	1,250	32	BAH	1 1/8	3/4	1 5/8 x 13/16
MI-T119							RAV-4	1 1/8	1 7/16	15/16 Diameter
MI-T120							RSV	1 1/8	1 7/16	15/16 Diameter
MI-T121	Output	160	4/8	35	13.7	.72	BAH	1 1/8	3/4	1 5/8 x 13/16
MI-T122							RAV-4	1 1/8	1 7/16	15/16 Diameter
MI-T123							RSV	1 1/8	1 7/16	15/16 Diameter
MI-T124	Mike To Line	50,000CT	50/250/600	0	2,480	24.5	BAH	1 1/8	3/4	1 5/8 x 13/16
MI-T125							RAV-4	1 1/8	1 7/16	15/16 Diameter
MI-T126							RSV	1 1/8	1 7/16	15/16 Diameter
MI-T127	Mike To Line	50/250	50/250/600	0	17.5	33.5	BAH 1	1 1/8	3/4	1 5/8 x 13/16
MI-T128							RAV-4	1 1/8	1 7/16	15/16 Diameter
MI-T129							RSV	1 1/8	1 7/16	15/16 Diameter
MI-T130	Choke	50 HY @ 3 MADC	500 Ohm DC Resistance				BAH	1 1/8	3/4	1 5/8 x 13/16
MI-T131							RAV-4	1 1/8	1 7/16	15/16 Diameter
MI-T132							RSV	1 1/8	1 7/16	15/16 Diameter
MI-T133	50:1 Input	200	500,000	0	17.5	4,800	BAH	1 1/8	3/4	1 5/8 x 13/16
MI-T134							RAV-4	1 1/8	1 7/16	15/16 Diameter
MI-T135							RSV	1 1/8	1 7/16	15/16 Diameter
MI-T136	10:1 Interstage	10,000	1 MEG	0	377	5,400	BAH	1 1/8	3/4	1 5/8 x 13/16
MI-T137							RAV-4	1 1/8	1 7/16	15/16 Diameter
MI-T138							RSV	1 1/8	1 7/16	15/16 Diameter

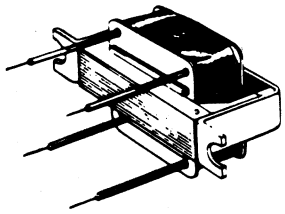

BAH

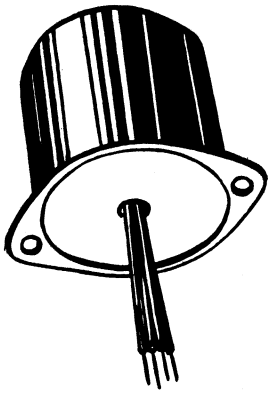

RAV-4



RSV-1

Flybacks

PART NO.	MANUFACTURER
Fly-1	RCA ★
Fly-2	RCA ★
Fly-3	GE ★
Fly-4	RCA ★
Fly-5	Multi-Purpose
Fly-6	Admiral
Fly-7A	Sparton
Fly-8	Emerson ★
Fly-9	Magnavox
Fly-10	Admiral
Fly-11	Philco
Fly-12	RCA ★
Fly-12M	Muntz
Fly-13	Emerson
Fly-14	RCA ★
Fly-15	RCA ★
Fly-16	RCA ★
Fly-17	Philco
Fly-18	Hoffman
Fly-19	GE
Fly-20	Motorola
Fly-21	Admiral
Fly-22	Sylvania
Fly-23	Sylvania
Fly-24	RCA ★
Fly-24W	Hoffman
Fly-25	Crosley ★
Fly-26	Magnavox
Fly-27	Philco
Fly-28	Magnavox
Fly-29	Motorola
Fly-30	Philco
Fly-31	Philco
Fly-32	Motorola
Fly-33	Motorola
Fly-34	Raytheon ★
Fly-35	Raytheon ★
Fly-36	Raytheon ★
Fly-37	Raytheon ★
Fly-38	RCA ★
Fly-39	Raytheon ★
Fly-40	Motorola
Fly-41	Raytheon ★
Fly-42	Raytheon
Fly-43	RCA
Fly-44	RCA ★
Fly-45	RCA
Fly-46	Emerson
Fly-47	Philco
Fly-48	Philco
Fly-49	GE & Majestic
Fly-50	Regal
Fly-51	Silvertone
Fly-52	Zenith
Fly-53	Zenith
Fly-54	Travler
Fly-55	Philco
Fly-56	Muntz
Fly-57	Motorola ★
Fly-58	CBS ★
Fly-59	Airking ★
Fly-60	RCA
Fly-61	Dumont
Fly-62	Motorola
Fly-63	Motorola
Fly-64	Motorola
Fly-65	Motorola
Fly-66	RCA
Fly-67	Muntz
Fly-68	Silvertone ★
Fly-69	Sylvania
Fly-70	Crosley
Fly-71	Crosley
Fly-72	Crosley
Fly-73	Westinghouse
Fly-74	Motorola
Fly-75	Admiral
Fly-76	Admiral
Fly-77	Admiral
Fly-78	Admiral
Fly-79	Magnavox

PART NO.	MANUFACTURER
Fly-80	Raytheon ★
Fly-81	Sylvania
Fly-82	Zenith
Fly-83	Zenith
Fly-84	Zenith
Fly-85	Crosley
Fly-86	GE
Fly-87	GE
Fly-88	GE
Fly-89	Emerson
Fly-90	GE
Fly-91	Sylvania
Fly-92	Sentinel ★
Fly-93	Sentinel ★
Fly-94	GE
Fly-95	Westinghouse ★
Fly-96	Westinghouse ★
Fly-97	Raytheon ★
Fly-98	Raytheon ★
Fly-99	Raytheon ★
Fly-100	RCA
Fly-101	Raytheon
Fly-102	GE
Fly-103	CBS
Fly-104	GE
Fly-105	GE
Fly-106	CBS ★
Fly-107	GE
Fly-108	GE
Fly-109	Hallicrafter ★
Fly-110	Zenith
Fly-111	Zenith
Fly-112	GE
Fly-113	Sentinel ★
Fly-114	Zenith
Fly-115	Dumont
Fly-116	Zenith
Fly-117	Zenith
Fly-118	Zenith
Fly-119	Philco
Fly-120	Crosley
Fly-121	Motorola
Fly-122	Admiral
Fly-123	Motorola
Fly-124	RCA
Fly-125	Silvertone
Fly-126	Silvertone
Fly-127	Silvertone
Fly-128	Zenith
Fly-129	Bendix
Fly-130	Philco
Fly-131	Philco
Fly-132	Zenith
Fly-133	Zenith
Fly-134	Capehart
Fly-135	Motorola
Fly-136	Admiral
Fly-137	Admiral
Fly-138	Bendix
Fly-139	Zenith
Fly-140	Crosley
Fly-141	Emerson
Fly-142	Emerson
Fly-143	Emerson
Fly-144	GE
Fly-145	GE
Fly-146	Hallicrafter ★
Fly-147	Kaye Halbert ★
Fly-148	RCA ★
Fly-149	Magnavox ★
Fly-150	RCA
Fly-151	Muntz
Fly-152	Muntz
Fly-153	CBS
Fly-154	Travler ★
Fly-155	Travler
Fly-156	Magnavox
Fly-157	Mirrortone
Fly-158	Westinghouse
Fly-159	Westinghouse
Fly-160	Emerson
Fly-161	Hoffman

MANUFACTURER'S PART NO.	REPLACEMENT PART NO.
Admiral	
79B65-1	Fly-136
79B70-1	Fly-122
79C17-1/-2/-3	Fly-4
79C19/-1/-2	Fly-1
79C23/-2	Fly-1
79C28-1/-3	Fly-1
79C30-1/-3	Fly-10
79C30-2/-4	Fly-6
79C36-1/-3	Fly-10
79C38-1	Fly-6
79C60-1	Fly-75
79C60-2	Fly-76
79C60-3/-4/-5/-6	Fly-77
79C60-10	Fly-77
79C70-1	Fly-122
79C73-1	Fly-122
79D38-1	Fly-6
79D41-1/-2	Fly-21
79D48-1	Fly-78
79D65-1/-2/-3	Fly-136
79D77-2/-3/-4	Fly-137
Airking	
A10104/7/8/10/35	Fly-59
Airline	
C9.236	Fly-1
C9.240-1	Fly-1
C12M-18285	Fly-34
C12M-18689/-1/-2	Fly-35
C12M-19407-1/-2	Fly-36
C12M-19408	Fly-36
C201-18530	Fly-35
C201-18562/-1	Fly-35
C201-18842/43	Fly-36
C201-19269	Fly-36
C201-19533	Fly-36
12E-23939	Fly-80
12E-27097	Fly-99
20E995	Fly-25
22E42	Fly-1
53X296/229	Fly-1
53X319	Fly-35
53X320	Fly-35
53X330/336	Fly-37
55C113	Fly-1
55C117	Fly-1
201-19817/-1/-3	Fly-36
201-19999	Fly-37
201-21025/-1	Fly-39
201-22396/-1	Fly-41
MW22E57/-2/-3/-5/-6	Fly-92
MW22E61-2/-3	Fly-92
MW22E67	Fly-93
MW22E75/-L	Fly-113
493V004M04	Fly-95
R-2057-1	Fly-154
Bendix	
265078-3	Fly-138
265106-1	Fly-80
NH265051-1	Fly-129
TSOH02	Fly-1
TSOH03	Fly-138
Capehart	
750002A	Fly-4
750163A-1/C-1	Fly-2
850220B-1/D-1	Fly-134
850285D-1/E-1	Fly-134

MANUFACTURER'S PART NO.	REPLACEMENT PART NO.
CBS — Columbia	
A10136/-B/-CM	Fly-58
PC10136/R	Fly-58
PC10137	Fly-58
PC10147	Fly-106
PC10155	Fly-16
PC10161	Fly-106
12000151	Fly-153
12000751	Fly-153
12001051	Fly-103
12001091	Fly-103
12001101	Fly-153
12001131	Fly-103
Coronado	
12E23939	Fly-80
12E25423	Fly-97
12E25424	Fly-97
12E27097	Fly-99
12E27149	Fly-98
53X296	Fly-1
53X326	Fly-37
53X328	Fly-37
53X329	Fly-37
53X330	Fly-37
53X336	Fly-37
534346	Fly-37
55A333	Fly-146
55C113-1	Fly-1
C-12M-18285	Fly-34
C12M-18408	Fly-36
C12M-18689	Fly-35
C12M-18689-1/-2	Fly-35
C12M-19407/-1/-2	Fly-36
C12M-19408	Fly-36
C201-18530	Fly-35
C201-18562/-1	Fly-35
T-124A/B	Fly-5
T-124D	Fly-3
80-252	Fly-1
521066	Fly-24
201-19817-1	Fly-36
Crosley	
AC145629	Fly-1
AC145902	Fly-4
AD148258	Fly-85
AD149567	Fly-85
AD149661	Fly-85
AD151195	Fly-85
AD151802	Fly-85
AD155514-1A	Fly-71
B144724	Fly-1
W139194	Fly-1
W160201	Fly-1
145629	Fly-1
153619	Fly-85
154069-1	Fly-70
154990	Fly-70
155445-1/-2	Fly-72
155445-5	Fly-72
155514-1	Fly-71
156330-1	Fly-71
157045-1	Fly-71
157820-5-1	Fly-25
157820-6	Fly-25
158481-1	Fly-25
158481-2	Fly-25
158481-3-5	Fly-25
158481-5	Fly-25
159412-1/-5-3-12	Fly-25
159412/-1-3	Fly-25
159947-1	Fly-120
159947-2	Fly-120
172387-2	Fly-140

★ HAS ADDITIONAL APPLICATIONS SEE MANUFACTURER'S PART NUMBER LIST.

Flybacks

Manufacturer's Part No.	Replacement Part No.
Dumont	
20003951	Fly-4
20004061	Fly-4
20004261	Fly-1
20005021	Fly-61
20006731	Fly-115
20008061	Fly-12
20-375	Fly-1
Emerson	
738000	Fly-1
738009	Fly-1
738012	Fly-1
738014	Fly-4
738015	Fly-1
738024	Fly-4
738028	Fly-1
738034	Fly-46
738047/48/A	Fly-2
738053	Fly-2
738060	Fly-8
738067	Fly-13
738073/75	Fly-13
738079	Fly-160
738082/83	Fly-13
73884	Fly-160
738085/86	Fly-13
738087	Fly-16
738091	Fly-89
738096	Fly-89
738099	Fly-89
738100	Fly-89
738103	Fly-141
738106	Fly-142
738107	Fly-142
738109	Fly-141
738111	Fly-142
738119	Fly-143
738122	Fly-143
738128/29	Fly-143
738140	Fly-143
739000	Fly-1
Firestone	
A10104	Fly-59
A10108	Fly-59
A10135	Fly-59
A10136/37	Fly-58
PC10104	Fly-59
PC10108	Fly-59
PC10147	Fly-106
PC10155	Fly-16
TTR154	Fly-1
508883	Fly-5
508971	Fly-5
509385	Fly-15
12E23939	Fly-80
12E25423/24	Fly-97
12E27097	Fly-99
12E27149	Fly-98
12E27949	Fly-98
22E34	Fly-1
53X326	Fly-37
53X330	Fly-37
53X342	Fly-37
53X346	Fly-37
53X347	Fly-37
55-304	Fly-146
12000082	Fly-58
12000092	Fly-58
General Electric	
77J1	Fly-3
RTO-068	Fly-3
RTO-071	Fly-3
RTO-101	Fly-49
RTO-104	Fly-49
RTO-109	Fly-49
RTO-114	Fly-49
RTO-116	Fly-5
RTO-125	Fly-86
RTO-126	Fly-86
RTO-127	Fly-86
RTO-130	Fly-87
RTO-131	Fly-88
RTO-141	Fly-88
RTO-146/-3	Fly-19
RTO-149/-1	Fly-90
RTO-150	Fly-90
RTO-151-3	Fly-102
RTO-161	Fly-112
RTO-165-1	Fly-105
RTO-166/-5	Fly-104
RTO-174	Fly-104
RTO-175/-3	Fly-94
RTO-179	Fly-107
RTO-183	Fly-108
RTO-187	Fly-94
RTO-190	Fly-107
RTO-196	Fly-144
RTO-208	Fly-145
Hallicrafters	
55-117	Fly-1
55-301	Fly-146
55-304	Fly-146
55-307	Fly-146
55C113	Fly-1
55C121-1	Fly-1
55C152/B	Fly-12
55C156/E	Fly-8
55C171	Fly-8
55C180	Fly-24
55C301	Fly-146
55D180	Fly-24
55D193	Fly-57
55D197	Fly-57
55D251	Fly-25
55D270	Fly-25
55D285	Fly-109
Hoffman	
5134	Fly-1
5135	Fly-4
5139	Fly-24W
5148	Fly-24W
5149	Fly-24W
5155	Fly-24W
5156	Fly-14
5160	Fly-14
5184	Fly-18
5187	Fly-161
5191A	Fly-109
T5102	Fly-1
Kaye Halbert	
C2112	Fly-147
Magnavox	
320026-1	Fly-1
320034-1	Fly-1
320035-1	Fly-4
320042/-1	Fly-1
320048	Fly-1
320055-1	Fly-59
320061-1/-3	Fly-9
360552-1/-2	Fly-26
360552-2A	Fly-26
360577-1	Fly-26
360580-1	Fly-28
360604-1	Fly-28
360606/-1	Fly-79
360659-1	Fly-149
360700-1/-2	Fly-156
Majestic	
C9.240-1	Fly-1
C9.251	Fly-49
C9.253-1/-2	Fly-49
C9.259/-1	Fly-49
Motorola	
24A790184	Fly-32
24C701134	Fly-33
24C701552	Fly-29
24C701636	Fly-33
24C710636	Fly-33
24C711265/A	Fly-63
24C711652	Fly-29
24C721290/C	Fly-63
24C730902	Fly-20
24C731610	Fly-74
24C736084	Fly-64
24C739283	Fly-135
24C790184	Fly-32
24C790958	Fly-65
24C792596D	Fly-33
24C792691	Fly-40
24K700588	Fly-33
24K701099	Fly-33
24K702975	Fly-62
24K711266	Fly-63
24K711937	Fly-62
24K712193	Fly-62
24K721290/C	Fly-63
24K721301/C	Fly-63
24K722126	Fly-63
24K730692	Fly-63
24K730902	Fly-20
24K730903	Fly-20
24K730904	Fly-20
24K732584	Fly-74
24K732746	Fly-20
24K732747	Fly-20
24K733106	Fly-64
24K733407	Fly-74
24K733646	Fly-64
24K735844	Fly-57
24K736488	Fly-121
24K739284	Fly-123
24K741938	Fly-123
24K741937	Fly-135
24K790958	Fly-65
24K791974	Fly-32
24K792753	Fly-33
24K792753D	Fly-33
25C90052	Fly-1
Muntz	
TO-17A	Fly-1
TO-20/21	Fly-1
TO-174	Fly-1
TO-0017A	Fly-1
TO-0020	Fly-151
TO-0021	Fly-151
TO-0024	Fly-151
TO-0028	Fly-67
TO-0029	Fly-67
TO-0031/-2	Fly-12M
TO-0036	Fly-56
TO-0039	Fly-152
C9.253-1/-2	Fly-49
Olympic	
TR-1342	Fly-1
TR-1492	Fly-1
TR-1914	Fly-1
TR-2293/-1	Fly-59
TR-2615	Fly-59
TR-2771/-1	Fly-14
TR-2771-2	Fly-12
TR-3597-1/-2	Fly-75
TR-3599/-2	Fly-14
Philco	
32-8305	Fly-1
32-8409	Fly-1
32-8428-1/-2	Fly-47
32-8453/-3	Fly-48
32-8465-2	Fly-30
32-8484-2	Fly-31
32-8509	Fly-30
32-8509-2	Fly-31
32-8533	Fly-55
32-8534	Fly-55
32-8555	Fly-11
32-8565	Fly-27
32-8572	Fly-119
32-8607	Fly-27
32-8634	Fly-17
32-8653	Fly-27
32-8695/-1	Fly-131
32-8709	Fly-130
Raytheon	
C12E-23939	Fly-80
C12E27097	Fly-99
C12E27149-1	Fly-98
C12M-179568	Fly-34
C12M-18285	Fly-34
C12M-18286	Fly-34
C12M-18530	Fly-35
C12M-18689-1-2	Fly-35
C 12M-19407-1-2	Fly-36
C201-18562/-1	Fly-35
C 201-19533/-1	Fly-36
C201-19817/-3	Fly-36
C201-19874	Fly-37
C201-19999	Fly-37
C201-21025/-1	Fly-39
C201-21270	Fly-37
C201-22369B	Fly-41
C 201-22396/B	Fly-41
12E-23939	Fly-80
12E-24612/-1	Fly-101
12E-25040	Fly-97
12E-25423	Fly-97
12E-25424	Fly-97
12M-18689-2	Fly-35
201-19817-1	Fly-36
201-22382	Fly-42
201-22396-1	Fly-41
RCA	
71416	Fly-1
73570	Fly-1
74145	Fly-4
74952	Fly-2
75240	Fly-45
75519	Fly-45
75585	Fly-45
76154	Fly-45
76381	Fly-45
76501	Fly-43
76795	Fly-24
77833	Fly-66
78201	Fly-60
78810	Fly-60
79145	Fly-60
79736	Fly-60
79870	Fly-60
100285	Fly-124
100828	Fly-124
100860	Fly-60
103092	Fly-100
103839	Fly-148
104481	Fly-100
104876	Fly-150
211T1/-3	Fly-1
211T5	Fly-4
217T1	Fly-147
225T1	Fly-12
230T1	Fly-14
231T1	Fly-15
232T1	Fly-38
235T1	Fly-16
971239-1	Fly-60
971239-2	Fly-60
971390-1	Fly-43
971390-2	Fly-66
971715-1	Fly-60
971715-2	Fly-60
972401-1/-2	Fly-60
972440-1/-2	Fly-124
972914-1	Fly-100
972942-1	Fly-150
973432-1	Fly-100
50-94292-1	Fly-148
Sentinel	
20E995	Fly-25
20E995-2	Fly-25
22E34-2	Fly-1
22E42	Fly-1
22E57/-2/-3	Fly-92
22E57-4/-5/-6	Fly-92
22E61/-2/-3	Fly-92
22E67	Fly-93
22E75/-2	Fly-113
360659-1	Fly-149
Silvertone	
A1095	Fly-1
A10100	Fly-1
A10104	Fly-59
A10108	Fly-59
A10126	Fly-51
A10135	Fly-59
A10136	Fly-58
A10137	Fly-58
M55C144	Fly-5
M55C154	Fly-5
M55C155	Fly-5
M55C156	Fly-8
M55C171	Fly-8
N24989	Fly-12
N40513	Fly-16
PC10107	Fly-59
PC10138	Fly-51
PMC56002	Fly-12
R65441	Fly-1
R70155	Fly-1
R70930	Fly-1
T80-263	Fly-68
T80-265/G	Fly-68
T80-278	Fly-37
T80-279	Fly-68
T80-293	Fly-37
T80-320	Fly-125
T80-370	Fly-24
TTR-154	Fly-1
TTR-181-D	Fly-1
TTR-186-D/-1D	Fly-1
TTR-208-D	Fly-2
TTR-210	Fly-5
TTR-212	Fly-5
W508058	Fly-1
80-326	Fly-127
80-336	Fly-127
80-361	Fly-127
80-363	Fly-127
80-368	Fly-126
80-375	Fly-127
80-376	Fly-127
80-390	Fly-126
80-411	Fly-126
55-301	Fly-146
55B251	Fly-25
55B253	Fly-25
55B266	Fly-25
55B274	Fly-25
55C301	Fly-146
55D270	Fly-25
55D285	Fly-109
Sparton	
PB40216	Fly-1
PC70001-5/B	Fly-37
PC70010	Fly-7A
PC70010-6	Fly-7A
PC70012/F	Fly-7A
PC70015/B	Fly-37
Stromberg Carlson	
161016	Fly-1
161018	Fly-4
161021	Fly-4
161023	Fly-4
161034	Fly-4
161040	Fly-61
161043-1	Fly-12
161045	Fly-16
161046	Fly-12
161048	Fly-12
161106	Fly-1
161237	Fly-1
161286	Fly-76
Sylvania	
5191A	Fly-109
241-0003	Fly-22
241-0005	Fly-22
241-0006	Fly-22
241-0007	Fly-23
241-0010	Fly-69
241-0011	Fly-91
241-0012	Fly-69
241-0013	Fly-81
241-0044	Fly-109
241-0046	Fly-148
Travler	
TR-24	Fly-154
TR-27	Fly-155
TV-TR-4	Fly-1
TV-TR-15/A	Fly-54
TV-X-107	Fly-54
TV-X-108	Fly-54
TV-X-109	Fly-54
TV-X-144	Fly-54
TV-X-130/A	Fly-54
TV-X-141A	Fly-54
Truetone	
C9.236	Fly-1
C12M18285	Fly-34
C12M18286	Fly-34
C12M18689-2	Fly-35
C12M19407	Fly-36
C201-21025	Fly-39
12E23939	Fly-80
12E25423	Fly-97
12E25424	Fly-97
12E27097	Fly-99
12E27149/-1	Fly-98
53X296	Fly-1
53X299	Fly-1
53X306/311	Fly-68
53X319	Fly-35
53X320	Fly-35
53X326/328	Fly-37
53X329	Fly-37
53X330	Fly-37
53X340	Fly-37
55-301	Fly-146
55-304	Fly-146
55-307	Fly-146
55A333	Fly-146
55C113	Fly-1
201-19533	Fly-36
201-19817/-1	Fly-36
201-19817-3	Fly-36
201-19999	Fly-37
201-21025-1	Fly-39
521343	Fly-16
521735	Fly-16
TR-24	Fly-154
Westinghouse	
V5934	Fly-1
V6213	Fly-4
V9904/-1	Fly-158
V9904-2	Fly-159
V10204-1	Fly-159
V10213-1	Fly-158
V10214-1	Fly-159
V11548-1/-2/-3	Fly-73
493V004H07	Fly-95
493V003M03	Fly-96
493V004M02/3	Fly-95
Zenith	
S-15015	Fly-53
S-15709/911	Fly-53
S-15912	Fly-53
S-16191/204	Fly-53
S-16566	Fly-52
S-17130	Fly-52
S-17140	Fly-52
S-17233	Fly-52
S-17244	Fly-53
S-17245	Fly-52
S-17646	Fly-52
S-17265	Fly-53
S-17434	Fly-52
S-17435	Fly-52
S-17669	Fly-53
S-17767	Fly-53
S-17812	Fly-53
S-17927	Fly-52
S-17939	Fly-52
S-18125	Fly-52
S-18487	Fly-52
S-18537	Fly-52
S-18566	Fly-82
S-18567	Fly-82
S-18990	Fly-82
S-19032	Fly-83
S-19079	Fly-83
S-19408	Fly-110
S-19728	Fly-82
S-19854	Fly-82
S-20099	Fly-132
S-20908	Fly-52
S-20993	Fly-84
S-21078	Fly-84
S-21219	Fly-117
S-21261	Fly-117
S-21264	Fly-116
S-21317	Fly-111
S-21345	Fly-111
S-22130	Fly-114
S-22154	Fly-116
S-22169	Fly-114
S-22451	Fly-118
S-22720	Fly-139
S-22996	Fly-114
S-23049	Fly-133
S-23438	Fly-118
S-23995	Fly-118
S-23998	Fly-118
S-24978	Fly-128

LISTED IN COUNTER FACTS

LISTED IN SAMS PHOTOFACT

Yokes

Deflection Yokes

ALL YOKES HAVE LEADS AND NETWORK INSTALLED — COSINE WOUND FOR ANTI-ASTIGMATIC FOCUSING.

Yokes Y-1 through Y-13 are 3 1/8 dia. x 2 3/4 long, Y-14, Y-15, Y-16 are 3 1/8 dia. x 3 1/8 long Y-17 through Y-53 are exact replacements.

Part No.	Application	Inductance (M.H.)		Resistance		Max. Scan
		Horizontal	Vertical	Horizontal	Vertical	
Y-1	Multi-Purpose	8.3	50	14	68	50
Y-2	Multi-Purpose	8	48	15	68	50
Y-3	Multi-Purpose	8.3	50	13.5	64.6	53
Y-4	Multi-Purpose	13.3	41	23.5	48	70
Y-5	Multi-Purpose	8.4	55	11.5	70	70
Y-6	Multi-Purpose	10.3	36	13.5	48.7	70
Y-7	Multi-Purpose	13.3	41	23.5	48	70
Y-8	Multi-Purpose	30	48	45	63	70
Y-9	Multi-Purpose	17	44	20	60	70
Y-10	Multi-Purpose	20	40	28	50	70
Y-11	Multi-Purpose	25	3.3	27	4	70
Y-12	Multi-Purpose	30	45	45	60	70
Y-13	Multi-Purpose	30	3.5	45	3.5	70
Y-14	Multi-Purpose	12	41	14	44	90
Y-15	Multi-Purpose	30	42	50	44	90
Y-16	Multi-Purpose	19	43	30	50	90
Y-17	RCA	30	3.6	43	3.5	70
Y-18	Motorola	25	45	45	60	70
Y-19	Sylvania	14	36	20	50	70
Y-20	Motorola	20	38	32	50	90
Y-21	GE	12	44	15	45	90
Y-22	Sylvania	20	43	29	49	70
Y-23	Sylvania	20	43	29	50	70
Y-24	RCA	14	3.3	24	3.3	70
Y-25	RCA	20	39	29	39	90
Y-26	Crosley-Airline	20	40	29	44	90
Y-27	GE	15	30	32	58	70
Y-28	GE	50	39	118	86	70
Y-29	GE	50	22	115	60	70
Y-30	GE	35	13	79	30	70
Y-31	GE	44	41.5	110	68	70
Y-32	GE	12	42	28	72	70
Y-33	GE	12	42	30	68	70
Y-34	GE	15	47	20	40	90
Y-35	Motorola	26	3.0	38	3.0	70
Y-36	Motorola	26	3.0	38	3.0	70
Y-37	Motorola	26	3.0	38	3.0	70
Y-38	Motorola	24	3.2	30	3.5	90
Y-39	Zenith	13	42	24	50	90
Y-40	Philco	30	40	40	46	70
Y-41	Dumont	19	40	26	46	70
Y-42	RCA	13.3	40	20	45	70
Y-43	Philco	31	42	44	45	90
Y-44	Muntz	20	3.6	26	3.8	90
Y-45	Motorola	25	39	32	46	90
Y-46	RCA-Sylvania	31	34	72	35	110
Y-47	RCA	18.6	14.8	35	17.7	110
Y-48	RCA	17.3	14.8	34	13.8	110
Y-49	Emerson	24	11	40	10	90
Y-50	RCA	18.5	11	27	10	90
Y-51	GE	12	40	17	44	110
Y-52	Admiral	18.6	33	14.8	14	110
Y-53	Westinghouse	19	35	34	34	110

Yokes

THIS PAGE HAS BEEN PREPARED FOR YOUR CONVENIENCE TO SHOW SOME POPULAR USES FOR PART OF OUR YOKE LINE.

PART NUMBER	PART
Admiral	
A3222	Y-6
A3178/97	Y-6
94B2/-1/-2	Y-3
94B24-1/-2	Y-3
94C30-1	Y-4
94C30-3	Y-6
94C51-1/-3	Y-10
94C54-1	Y-14
94C73-3	Y-16
94C74-5/-6	Y-16
94D74-1/-2	Y-14
94D74-5/-6	Y-16
94D147-1/-2/-3	Y-52
94D150	Y-52
Airline	
A D1584261-2	Y-26
B13H19488	Y-3
B13M-13590	Y-3
B13M-19488	Y-1
C9-209	Y-3
C9-242	Y-5
9A1987	Y-3
9A2048	Y-3
9A2106	Y-3
9A2193/-4/-5	Y-7
9A2371-1	Y-16
9A2373-1	Y-16
30E141-2	Y-3
53B140	Y-3
201-10940	Y-5
201-21130	Y-5
MW22E788-2	Y-13
MW30E164/2/ -5/-6/-7	Y-7
MW30E168	Y-5
MW30E176	Y-5
490V005M01	Y-16
496V003M06	Y-16
Capehart	
38986	Y-3
750155A-G1	Y-13
750155B/C	Y-13
750192D-3	Y-13
850247B-1	Y-11
CBS	
A28322-1	Y-5
A28278-1/-3	Y-5
PC28317-1	Y-5
Coronado	
9A1987	Y-3
9A2048	Y-3
9A2080	Y-7
9A2106	Y-3
9A2255	Y-7
13M-23755	Y-5
53A180	Y-3
53B140	Y-3
B13M-13590	Y-3
B13M-18888	Y-5
C201-19490	Y-5
DY-12-M	Y-7
83-650	Y-3
Crosley	
158420-1/-4	Y-26
158420-1-2	Y-26
158426-1/-2	Y-26
158426-1-17	Y-26
158426-2	Y-26
172388-1-4F	Y-26
AB144904	Y-3
AB146321	Y-3
AB146996	Y-3
AB147445	Y-3
AB147560	Y-3
AB147631	Y-3
AB148145	Y-3
AB160455	Y-3

PART NUMBER	PART
AC145571	Y-3
AC148887-3/-5	Y-5
AC148887-6/ -7/-11	Y-5
AC160569	Y-3
W139200	Y-3
Dumont	
21004241	Y-5
21004243	Y-3
21004971	Y-5
21005541	Y-5
21005711	Y-6
21005711B	Y-6
21006091	Y-6
21006191	Y-6
21006641	Y-6
21006926	Y-6
21008871	Y-5
21009961	Y-4
21009462	Y-5
21011061/62	Y-41
21011742	Y-41
21013881	Y-16
87000021	Y-5
87000031/41	Y-6
87000051	Y-5
87000061	Y-3
87000201	Y-5
89012702	Y-41
89013321	Y-41
89013333	Y-14
89014092	Y-16
21-338	Y-3
Emerson	
708030	Y-3
708036	Y-3
708043	Y-13
708073	Y-13
708117	Y-13
708122	Y-6
708130/-L/-R	Y-3
708131/35	Y-13
708150	Y-13
708288	Y-49
Firestone	
A28278-3	Y-5
A28302-1	Y-5
A28302-1E	Y-5
A28322-1	Y-5
A28330	Y-5
PB28278-3	Y-5
PC28278-3	Y-5
PC28302-1	Y-5
TTR159-D	Y-3
508675	Y-6
2E80	Y-3
9A2327-2	Y-4
General Electric	
RLD-025	Y-27
RLD-037	Y-28
RLD-039	Y-29
RLD-040	Y-30
RLD-041	Y-30
RLD-042	Y-31
RLD-045	Y-30
RLD-047	Y-31
RLD-052	Y-32
RLD-059	Y-34
RLD-067	Y-32
RLD-068	Y-33
RLD-069	Y-21
RLD-073	Y-33
RLD-075	Y-33
RLD-080	Y-51
Hallicrafters	
53A180	Y-3
53A190	Y-5
53A212	Y-12

PART NUMBER	PART
53A271	Y-11
53B140	Y-3
53B190	Y-5
53C186	Y-6
53C201	Y-7
53C203C	Y-12
53C218	Y-12
55B140	Y-3
Hoffman	
5389	Y-18
9714	Y-7
9723	Y-11
9129	Y-10
T5216	Y-3
Hotpoint	
RLD-073	Y-33
RLD-075	Y-33
Magnavox	
320462-1	Y-6
360330-1/-5	Y-3
360330-7	Y-5
360330-9	Y-3
360384-1	Y-3
360462-1/-4	Y-6
360462-5/-6/ G-1	Y-6
360464	Y-6
360496-1	Y-6
360515-1/-2	Y-6
361222-1	Y-16
Motorola	
24C90118	Y-3
24C700050	Y-18
24C701600	Y-6
24C701601/-9	Y-6
24C701611/-12	Y-6
24C702655	Y-35
24C702958	Y-35
24C703260/B	Y-35
24C711217	Y-35
24C711236	Y-35
24C720154	Y-35
24C730632	Y-36
24C730633	Y-11
24C730634	Y-36
24C73411	Y-37
24C733436	Y-37
24C734459	Y-37
24C735763	Y-37
24C792171	Y-18
24C792506	Y-18
24C792699	Y-6
24C792714	Y-6
24D733239	Y-38
24D736445	Y-45
24D736978	Y-45
24K485474	Y-3
24K485475	Y-3
24K485476	Y-3
24K700694	Y-18
247700714	Y-18
24K700174	Y-18
247700776	Y-18
24K700778	Y-18
24K701136	Y-18
24K701138	Y-18
24K701139	Y-18
24K701141	Y-18
24K701142	Y-18
24K701610	Y-6
24K702039	Y-18
24K702040	Y-6
24K702657	Y-11
24K703239	Y-6
24K703240	Y-6
24K703262	Y-35
24K711268	Y-35
24K711581/-3/ -4/-5/-7	Y-35

PART NUMBER	PART
24K720155	Y-35
24K720622	Y-11
24K721831	Y-35
24K730633	Y-36
24K732710	Y-37
24K732711	Y-37
24K732811	Y-37
24K733239B	Y-20
24K735873	Y-38
24K780549	Y-3
24K791181	Y-8
24K792173	Y-18
24K792508	Y-18
24K792714	Y-6
24K792756	Y-18
Muntz	
LC-46	Y-3
LC-48	Y-5
LC-51	Y-5
LC-0046	Y-3
LC-0048	Y-5
LC-0051	Y-5
LC-0053	Y-5
LC-0056	Y-5
LC-0058/-1/-2	Y-7
LC-0060	Y-7
LC-0085-1	Y-44
C9-254-3	Y-7
Packard Bell	
29501	Y-3
29530	Y-6
29533	Y-13
29536	Y-13
29537	Y-13
Philco	
32-8633	Y-6
32-9648	Y-40
32-9670/80	Y-40
32-9689/-1	Y-43
76-9173-2	Y-43
76-9173-3	Y-40
76-9173-8/-6/ -10	Y-43
76-9173-9	Y-40
Raytheon	
B13M-13590	Y-3
B13M-18693	Y-5
B13M-19488	Y-3
C201-21524	Y-5
D13M-25738	Y-16
201-19947-1	Y-5
201-20936	Y-5
RCA	
71420	Y-3
71777	Y-3
74141	Y-3
74262	Y-3
74952	Y-17
75204	Y-13
76136	Y-13
76612	Y-42
76653	Y-24
77625	Y-42
77695	Y-7
77697	Y-42
78278	Y-24
100586	Y-25
101147	Y-25
103114	Y-50
103830	Y-46
104078	Y-47
104309	Y-50
104369	Y-50
104408	Y-47
104482	Y-48
105053	Y-47
970669-1	Y-11
970690-1	Y-13

PART NUMBER	PART
971385-1-2	Y-42
971385-1-2-3	Y-42
971385-3	Y-42
971386-2	Y-42
971387-3	Y-24
971736-1	Y-42
971736-2	Y-42
971744	Y-24
972459-1/-3/-4	Y-25
972913-1/-2	Y-50
972958-2	Y-47
972958-3	Y-48
972958-4/-5	Y-47
51-94416-1	Y-46
51-88337-1	Y-46
Sentinel	
2E80	Y-3
2E115	Y-5
20E932-2	Y-14
20E1251-2	Y-16
30E141-2/-3	Y-3
30E164/-2	Y-5
30E164-2/-3	Y-5
30E164-4/-5/ -7	Y-5
30E168/176	Y-5
360660	Y-16
361212-2	Y-16
Silvertone	
A28261	Y-3.
A28278-2/-3	Y-5
A28301-3	Y-15
A28302-1E	Y-5
A28317-3	Y-5
A28322-1	Y-5
A28330	Y-5
M53A180	Y-3
M53C194	Y-3
M53C195	Y-5
M53C202	Y-5
M53C203	Y-12
M53C217	Y-12
N23817	Y-9
PB23802-1/-E	Y-5
PC28278	Y-5
PC28330	Y-5
R65461	Y-3
T82-694	Y-5
T83-669	Y-5
T83-694	Y-5
TTR-159-D	Y-3
TTR-201-D	Y-5
TTR-217-D	Y-12
TTR-220-D	Y-5
TTR-223-D	Y-5
TTR-227-D	Y-12
TTR-242-D	Y-5
TTR-252-D	Y-5
W507791	Y-3
W508675	Y-6
YD-10001	Y-6
YDB10000A	Y-6
10-692	Y-10
10-699	Y-10
Sonora	
H-6922	Y-3
H-8057	Y-5
R-1421	Y-10
R-1948	Y-14
Sparton	
AB43070-2	Y-5
AB43525-1/-2/-3	Y-8
PC70002	Y-8
PC70003	Y-12
PC70004	Y-4
PC70009	Y-6
PC70009C	Y-6
PC70011	Y-5
PC70013	Y-5

PART NUMBER	PART
PC70016/-A/-1	Y-6
PC-70017	Y-5
PC-70031	Y-10
Sylvania	
5192A-1	Y-10
100-0003	Y-19
100-0004	Y-22
100-0005/-6/-7	Y-19
100-0009	Y-23
100-0011/-13	Y-14
100-0030	Y-10
100-0031	Y-46
100-0032	Y-46
Truetone	
B13M13590	Y-3
C9209	Y-3
9A1987	Y-3
9A2048	Y-3
9A2069	Y-3
9A2080	Y-7
9A2105	Y-5
9A2115/-9	Y-5
53A180	Y-3
53B140	Y-3
53B190	Y-6
64T4	Y-6
201-19490	Y-5
Wells Gardner	
9A2080	Y-7
9A2106	Y-3
9A2149	Y-5
9A2194	Y-7
9A2255	Y-7
9A2256	Y-6
9A2261	Y-7
9A2274	Y-6
Westinghouse	
V-6073	Y-3
V-6486-1	Y-8
V-6486-2/-4	Y-12
V-6486-3	Y-8
V-6612	Y-3
V-8201	Y-3
V-8298	Y-12
V-9210-2	Y-8
V-9210-3	Y-12
V-9596-1	Y-12
V-10045-1	Y-6
V-10045-3	Y-5
V-10045-4	Y-6
V-10046	Y-5
V-10049-1/-2	Y-5
V-10538-1/-6	Y-6
V-10538-7	Y-6
V-10911-1	Y-6
V-10911-3/-4	Y-6
V-11045-3/-5	Y-5
V-11049-5	Y-5
490V006H01	Y-53
496V003H07	Y-53
Zenith	
95-1110	Y-3
95-1165	Y-3
95-1198	Y-7
95-1217	Y-3
95-1241	Y-7
95-1246	.Y-7
95-1263/-7	Y-7
95-1292	Y-7
95-1297/-E	Y-7
95-1306/-7	Y-7
95-1335/-7	Y-7
95-1357/-8	Y-7
95-1359	Y-14
95-1443	Y-39
95-1448	Y-39
95-1509	Y-39
55-1546	Y-39



AGF



GGV



ARF



LGH

Television Power Transformers

PRIMARY 117 VOLT 50/60 CYCLE

All AGF type mounting have universal mounting brackets provided for flush, vertical, or horizontal placement.

Part No.	Plate Supply Volts	Plate Supply MADC	Rectifier Fil. Volts	Rectifier Fil. Amps	Other Fil. Volts	Other Fil. Amps	Mtg. Type	Mtg. Centers	Dimensions H.	Dimensions W. x D.	Wt. Lbs.
26R55	96	145			6.3	6.45	AGF	2 3/16	3 1/8	2 1/2 x 3	2.65
26R14	117	200			6.3 6.3 6.3	4.5 4 2	AGF	2 3/4 x 3 7/16	3 1/2	3 1/2 x 4 1/8	6.2
26R13	140 Tap 117	300			6.3 6.3 6.3	9 2 1	AGF	3 x 3 3/4	3 7/8	3 3/4 x 4 1/2	7.5
26R39	184 92V Tap	260 .600					AGF	1 3/4 x 2 3/16	2 3/4	2 3/16 x 2 5/8	2.0
26R81	220-0-220 130-0-130	330 220	5	3	6.3 6.3 or 12.6CT	6.5 6.5 6.5	AGF	3 x 3 3/4	4 7/8	3 3/4 x 4 1/2	10.5
26R63	225-0-225	90	5	2	6.3	5.15	AGF	2 1/4 x 2 13/16	3 3/4	2 13/16 x 3 3/8	4.5
26R36	260-0-260	150	5	5	6.3	5	AGF	2 1/2 x 3 1/8	3 3/4	3 1/8 x 3 3/4	4.25
26R52	260-0-260	380	5CT	6	12.6CT	6.4	GGV	3 x 5 1/2 3 Hole Mount	6	3 3/4 x 5 1/2	11.0
26R59	265-0-265	300	5	6	12.6CT	6	GRV	3 x 5 1/2	6	3 3/4 x 5 1/2	11.0
26R48	265-0-265	228	5	3	12.6CT	5.5	AGF	2 1/2 x 3 1/8	3 7/8	3 1/8 x 3 3/4	5.0
26R88	265-0-265	300	5	6	6.3 6.3 6.3	6 6 1.2	AGF	3 x 3 3/4	5	3 3/4 x 4 1/2	11
26R47	268-0-268	260	5	3	6.3	10.5	AGF	2 11/16 x 3 5/16	3	3 1/8 x 3 3/4	5.0
26R53	268-0-268	260	5	3	6.3	8	GGV	2 3/4 x 2 15/16	4 3/16	3 7/16 x 4	6.25
26R44	270-0-270	200	5	3	6.3	8.5	AGF	2 11/16 x 3 5/16	4 1/4	3 1/8 x 3 3/4	6.25
26R49	270-0-270	200	5	3	12.6CT	4.5	AGF	2 1/2 x 3 1/8	3 5/8	3 1/8 x 3 3/4	5.0
26R43	275-0-275	275	5	3	12.6CT	6	GGV	2 1/2 x 3 1/8	3 7/8	3 7/16 x 4 3/8	7.0
26R41	275-0-275	220	5	3	6.3 7.0	8.5 .475	AGF	3 x 3 11/16	3 3/4	3 7/16 x 4 1/8	5.0
26R56	275-0-275	310	5CT	3	6.3	12.6	AGF	3 5/16 x 4 1/16	5	3 3/4 x 4 1/2	8.25
26R58	276-0-276	315	5	6	6.3	11.5	AGF	3 3/16 x 4 1/16	5	3 5/8 x 4 1/2	10.0
26R50	279-0-279	265	5	5	6.3 6.3 6.3	1.2 .9 7.1	AGF	3 x 3 3/4	4 3/4	3 3/4 x 4 1/2	10.5
26R89	280-0-280	260	5	3	6.3 6.3 6.3	8 1.5 1.2	ARF	3 x 3 3/4	5 1/8	3 3/4 x 4 1/2	11.25
26R90	280-0-280	260	5	3	6.3 6.3 6.3	8 1.5 1.2	AGF	3 x 3 3/4	5	3 3/4 x 4 1/2	11
26R72	280-0-280	400	5	6	6.3 6.3	4.5 8.5	AGF	3 3/16 x 4 1/16	6	3 13/16 x 4 3/4	13
26R51	281-0-281	250	5	3	6.3	9.5	LGH	2 3/8 x 2 1/2or 2 3/8 x 1 3/16	4	3 7/16 x 4 1/8	6.25
26R61	282-0-282	240	5	3	6.3	8.7	AGF	3 3/16 x 4 1/16	4 1/4	3 3/4 x 4 1/2	6.5
26R40#	292-0-292	285	5	3	6.3	8.5	AGF*	2 3/4 x 3 7/16	4 3/8	3 1/2 x 4 1/8	7.3
26R71	300-0-300	230	5	3	6.3	9	AGF	2 3/4 x 3 7/16	4 1/4	3 7/16 x 4 1/8	8
26R91	300-0-300	250	5	3	6.3 6.3	11.7 1.2	AGF	2 3/4 x 3 7/16	4 7/8	3 7/16 x 4 1/8	9.5
26R33	300-0-300 or 250-0-250	250 280	5 5	3 3	6.3 6.3	5 5	AGF	3 x 3 3/4	4 1/2	3 3/4 x 4 1/2	11
26R34	300-0-300	340	5	6	6.3 6.3 6.3	1.2 1.2 10.2	ARF-1 ##	3 x 3 3/4	5 1/2	3 3/4 x 4 1/2	11
26R92	300-0-300	400	5	6	6.3 6.3 6.3	10 4.5 1.2	AGF	3 x 3 3/4	5 3/8	3 3/4 x 4 1/2	13
26R42	306-0-306	460	5	6	6.3 46	11.4 .150	AGF	3 1/2 x 4 3/8	4 3/4	4 3/8 x 5 1/4	11.5
26R93	315-0-315	310	5	6	6.3 6.3 6.3 6.3	6 6 1.2 1	AGF	3 x 3 3/4	5	3 3/4 x 4 1/2	11
26R24	322-0-322 205-0-205	180 70	5CT	3	6.3 6.3	10 3	ARF	3 x 3 3/4	4 3/4	3 3/4 x 4 1/2	11.25
26R45	328-0-328	270	5	3	12.6CT	5.25	GGV	3 x 4 7/16	4 5/8	3 3/4 x 4 13/16	8.0
26R64	335-0-335	175	5	2	6.3 6.3	7 1.2	GGV	3 x 2 13/16	4 5/8	3 3/4 x 3 7/8	8.25
26R70	340-0-340	335	5	6	6.3 6.3 6.3	2.5 5 5	AGF	3 3/16 x 4 1/16	6	3 13/16 x 3 3/4	13
26R94	340-0-340	360	5	6	6.3 6.3 6.3	2.5 5 5	AGF	3 x 3 3/4	5 3/8	3 3/4 x 4 1/2	12.5

CONTINUED ON NEXT PAGE.

Primary 107/117 Volts. * Has special GE bracket. ## ARF-1 same as ARF but has double tube socket.

Television Power Transformers — Cont.

PRIMARY 117 VOLT 50/60 CYCLE

Part No.	Plate Supply Volts	Plate Supply MADC	Rectifier Fil. Volts	Rectifier Fil. Amps	Other Fil. Volts	Other Fil. Amps	Mtg. Type	Mtg. Centers	Dimensions H.	Dimensions W. x D.	Wt. Lbs.
26R57	344-0-344	290	5	6	6.3 6.3 6.3	9.5 1.65 2.4	AGF	3 5/16 x 4 1/16	5 7/16	3 3/4 x 4 1/2	12.3
24R98	350-0-350	175	5 5	3 2	6.3 6.3	7 0.9	AGF	3 x 3 3/4	4 1/8	3 3/4 x 4 1/2	8.5
22R07	350-0-350	200	5	3	6.3CT	6	AGF	3 x 3 3/4	3 7/8	3 3/4 x 4 1/2	7.5
26R25U	350-0-350	200	5 5	3 3	6.3 6.3	7 0.6	GGV	3 x 3 3/4	4 5/8	3 7/8 x 4 7/8	11.2
26R20	350-0-350	225	5CT	3	6.3 6.3	10 2.7	ARF	3 x 3 3/4	4 3/4	3 3/4 x 4 1/2	11.5
26R21	350-0-350	225	5	3	6.3 6.3	10 2.7	AGF	3 x 3 3/4	4 3/4	3 3/4 x 4 1/2	11.5
26R69	350-0-350	270	5	2	6.3 6.3	1.6 7.8	AGF	3 x 3 3/4	5 1/4	3 3/4 x 4 1/2	13.1
26R74	350-0-350 220-0-220	180 70	5	3	6.3 6.3	2 10	AGF	3 x 3 3/4	4 3/4	3 3/4 x 4 1/2	11.5
26R54	356-0-356 268-0-268	180 148	5 5	3 3	12.6CT	6	GGV	3 x 4	4 1/2	3 3/4 x 5	11.6
26R73	356-0-356	295	5 5	2 6	12.6	5	AGF	3 3/16 x 4 1/16	6 5/8	3 13/16 x 4 3/4	17.25
26R62	356-0-356	458	5	6	6.3 6.3	14.5 2	VAV	3 5/16 x 4 1/16	4 3/4	4 7/8 x 4	11
26R23	360-0-360	180	5	3	6.3	9	AGF	2 3/4 x 3 1/2	4 1/4	3 1/2 x 4 1/8	8
26R22	360-0-360	180	5CT	3	6.3	9	ARF	2 3/4 x 3 1/2	4 1/4	3 1/2 x 4 1/8	8
26R82	360-0-360 165-0-165	185 65	5	3	6.45	12	AGF	3 x 3 3/4	4 1/4	3 3/4 x 4 1/2	9.6
26R96	360-0-360** 167-0-167**	185 65	5	3	6.3	12	AGF	3 x 3 3/4	4 3/8	3 3/4 x 4 1/2	10.5
26R65	360-0-360	200	5	3	6.3 6.3	1.2 7.75	AGF	3 3/16 x 4 1/16	5 9/16	3 13/16 x 4 3/4	10
26R17	360-0-360	250	5 5	3 3	6.3 6.3	9 3	AGF	3 x 3 3/4	5 1/8	3 3/4 x 4 1/2	11
26R15	360-0-360	250	5 5	3 3	6.3 6.3	9 3	AGF	3 x 3 3/4	5 1/8	3 3/4 x 4 1/2	11
26R68	360-0-360	250	5 5	2 3	6.3 6.3	0.6 8	AGF	3 3/16 x 4 1/16	5 5/16	3 3/16 x 4 3/4	11.5
26R35	360-0-360	270	5 5	3 3	6.3 6.3 6.3 6.3	4.5 4.5 1.6 2.5	AGF	3 x 3 3/4	4 1/4	3 3/4 x 4 1/2	10
26R16	362-0-362	295	5 5	6 2	12.6CT	5	AGF	3 x 3 3/4	4 3/4	3 3/4 x 4 1/2	10.7
24R94	365-0-365 200-0-200	210 90	5 5	2 6	6.3 6.3	5 5	AGF	3 x 3 3/4	5 7/8	3 3/4 x 4 1/2	16
26R83	370-0-370	190	5	3	6.3 6.3	7.75 1.2	AGF	3 x 3 3/4	4 9/16	3 3/4 x 4 1/2	10.8
26R46	370-0-370	190	5	3	6.3 6.3	7.9 1.2	AGF	3 5/16 x 4 1/16	5 3/16	3 3/4 x 4 1/2	11.25
24R06	375-0-375	150	5	3	6.3CT	4.7	AGF	2 3/4 x 3 1/2	3 7/8	3 1/2 x 4 1/8	6.25
24R06U	375-0-375	150	5	3	6.3CT	4.7	GGV	2 3/4 x 2 7/8	4 1/4	3 1/2 x 4	6.25
26R18	375-0-375 325-0-325	170 130	5 5 5	3 3 2	12.6CT 6.3	5 2.6	AGF	3 x 3 3/4	4 3/4	3 3/4 x 4 1/2	11.5
26R84	375-0-375	205	5	3	5 6.3	2 5.6	AGF	3 x 3 3/4	4 1/4	4 3/4 x 4 1/2	9.1
26R85	375-0-375	225	5CT	3	6.3 6.3	2 9	ARF	3 x 3 3/4	5	3 3/4 x 4 1/2	10.5
26R66	378-0-378	205	5	3	6.3 6.3	1.2 9.5	GGV	3 x 3 9/16	4 5/8	3 3/4 x 4 5/8	10.8
26R97	380-0-380	180	5	3	6.3	9	ARF	2 3/4 x 3 7/16	5 1/2	3 7/16 x 4 1/8	9.75
26R95	380-0-380	250	5	3	6.3 6.3 6.3	5 7 1.2	AGF	3 x 3 3/4	5	3 3/4 x 4 1/2	11
26R86	380-0-380	220	5	3	6.3 6.3 6.3 or 12.6CT	1.2 5 7	GGV	3 x 3 9/16	4 3/4	4 x 4 3/4	10.5
26R87	385-0-385 235-0-235	195 105	5 5	2 3	6.3 6.3 5	7.65 0.6 2	AGF	3 x 3 3/4	4 3/4	3 3/4 x 4 1/2	11.1
26R67	385-0-385	230	5 5	2 3	6.3	9	AGF	3 3/16 x 4 1/16	5 9/16	3 13/16 x 4 3/4	12
26R27U	390-0-390 325-0-325	160 130	5 5 5	3 3 3	6.3 6.3	8 4	GGV	3 x 3 3/4	4 5/8	3 7/8 x 4 7/8	11.25
26R75	400-0-400	220	5 5 5	2 3 3	6.3 6.3	2.6 10	AGF	3 x 3 3/4	5 3/8	3 3/4 x 4 1/2	14.3



AGF



GGV



ARF



VAV

** Separate windings.

CONTINUED ON NEXT PAGE.



GGV



AGF



BGV



BAH



RCS



RAS

Television Power Transformers — Cont.

PRIMARY 117 VOLT 50/60 CYCLE

Part No.	Plate Supply Volts	Plate Supply MADC	Rectifier Fil. Volts	Rectifier Fil. Amps	Other Fil. Volts	Other Fil. Amps	Mtg. Type	Mtg. Centers	Dimensions H.	Dimensions W. x D.	Wt. Lbs.
26R26U	400-0-400	300	5 5	3 6	12.6CT	10	GGV	3 1/2 x 4 1/4	5 1/2	4 5/8 x 5 3/4	10.2
26R19	400-0-400 212-0-212	220 90	5 5	3 2	6.3 6.3	10 2.6	AGF	3 x 3 3/4	4 3/4	3 3/4 x 4 1/2	11.7
26R76	840CT 730CT 600CT 370CT	300	5 5	6 4	6.3 6.3 6.3 6.3	4 4 3 1.2	AGF	3 x 3 3/4	5 1/8	4 1/2 x 3 3/4	13

TV Booster and Converter Power Transformers

PRIMARY 117 VOLT 50/60 CYCLE

Part No.	Plate Supply Volts	Plate Supply MADC	Filaments Volts	Filaments Amps.	Mtg. Type	Mtg. Centers	Dimensions H.	Dimensions W. x D.	Weight Lbs.
23R32	117	20	6.3CT	0.7	BGV	2	2	1 5/8 x 2 1/2	.75
26R14	117	200	6.3 6.3 6.3	4.5 4.0 2.0	AGF	2 3/4 x 2 1/2	3 1/2	3 1/2 x 4 1/8	6.2
26R37	125	15	6.3	0.6	BAV	2	2	2 3/8 x 1 3/8	.7
26R38	125	50	6.3	2.0	BAH	3 1/8	2 1/4	3 3/4 x 2 1/8	1.5
26R60	150	25	6.3	0.5	BGV	2	2	1 3/4 x 2 1/2	.7
22R12	150	50	6.3	1.5	BAH	3 1/8	2 1/4	2 x 3 3/4	1.5

Focus Coils

Part No.	D.C. Resistance	Maximum M.A.D.C.	Mtg. Type	Dimensions O. Dia.	Dimensions Depth	Weight Lbs.
FC-1	245	200	RCS	3 3/8	1 1/2	2
FC-2	360	140	RCS	3 3/8	1 1/2	2
FC-3	470	100	RAS	4 3/4	1 5/16	3.2
FC-4	1000	75	RCS	3 3/8	1 1/2	2

Television Replacements

Vertical Deflection Output Transformers

Part No.	Turns Ratio	Primary Impedance	Mtg. Type	Mtg. Centers	Dimensions H.	Dimensions W. x D.	Wt. Lbs.
26S10	2.8:1 21:1 **	6000 @ 20 MA	BAH	3 1/8	2 1/4	2 x 3 5/8	2.5
26S09	2.8:1 32:1 **	9000 @ 20 MA	BAH	2 13/16	2	2 x 3 1/16	1.5
26S70	5:1	6500 @ 13 MA	BAH	2 13/16	2	3 x 1 3/4	1.5
26S71	6:1	7500 @ 27 MA	BAH	3 1/8	2 1/4	3 3/4 x 2	2.5
26S15*	6:1	7500 @ 28 MA	BAH	3 9/16	2 5/8	2 1/8 x 4	3.0
26S11*	6.71:1 13.3:1#	6000 @ 20 MA	BAH	2 13/16	2	2 x 3 1/16	1.5
26S74	7 and 15:1	8500 @ 34 MA	CAF-1	3 1/8	2 1/4	3 3/4 x 2 1/2	1.8
26S72	8:1	7000 @ 30 MA	BAH	3 1/8	2 1/4	3 3/4 x 2	2.5
26S77	8.8:1	16500 @ 10 MA	BAH	2 13/16	2	1 3/4 x 3 1/4	1.0
26S73*	9:1	11000 @ 19 MA	BAH	3 1/8	2 1/4	3 5/8 x 1 3/4	2.5
26S13*	9:1●	10500 @ 27 MA	BAH	3 1/8	2 1/4	2 x 3 5/8	2.5
26S79	9:1	11000 @ 19 MA	CAF-2	3 5/16	1 1/2	3 3/4 x 2 3/16	1.7
26S18	9:1	11000 @ 19 MA	CAF-1	RCA Exact	2 5/8	2 1/2 x 2 1/4	2.0
26S51	10:1	18000 @ 12 MA	BAH	2 13/16	2	3 x 1 1/4	1.5
26S53	10:1	19700 @ 13 MA	BAH	3 1/8	2 1/4	3 3/4 x 2	2.5
24S86	10:1	20000 @ 13 MA	CAV	1 9/16 x 2	3 1/8	2 1/2 x 2 1/2	2.5
26S78	10:1	18000 @ 10 MA	CAV	1 19/32 x 1 3/4	3 1/16	2 1/4 x 2 1/2	2.2
26S52*	11.4:1	15000 @ 20 MA	BAH	2 13/16	2	3 x 1 3/4	1.5
26S14*	12.5:1	17000 @ 19 MA	BAH	3 1/8	2 1/4	2 x 3 5/8	2.5
26S21	15:1	26000 @ 10 MA	BAV	2 3/8	2 3/8	2 7/8 x 1 3/4	1.5
26S19*	15:1	11000 @ 27 MA	BAH	2 13/16	2	1 1/2 x 3 1/16	1.5
26S76*	15:1■	18000 @ 11 MA	BAH	2 13/16	2	3 1/4 x 1 7/8	1.5
26S54*	18:1	30000 @ 10 MA	BAH	3 1/8	2 1/4	3 3/4 x 2	2.5
26S20	32:1	22000 @ 0 MA	BAH	2 3/8	1 5/8	1 1/2 x 2 7/8	1.0
26S12	35.8:1	27000 @ 7 MA	BAH	2 3/8	1 5/8	1 5/8 x 2 7/8	1.0
26S55*	25:1 50:1	14000 @ 20 MA	BAH	3 1/8	2 1/4	3 3/4 x 2	2.5
26S56	25:1 50:1	17200 @ 20 MA	BAV	3 1/8	3 1/8	3 5/8 x 2 1/4	2.5
26S57	44:1	11000 @ 20 MA	CAV	1 19/32 x 2	3	2 1/2 x 2 3/8	2.25
26S17*	44:1	13500 @ 15 MA	BAH	2 13/16	2	1 1/2 x 3 1/16	1.5
26S16*	45:1	15000 @ 25 MA	BAH	3 9/16	2 5/8	2 1/8 x 4	3.0
26S75	5,6,7.5,9 10,12,15,20, 28,41,50:1	40 MA Max.	BAH	2 13/16	2	3 1/4 x 2 1/2	1.75

* Autoformer
■ Also has Blanking Winding - Turns Ratio Primary to Blanking Winding 2.5:1.
\# Primary to Blanking Winding
** Primary to Blocking Oscillator Windings
● Unit has Screen Tap.

Vertical Blocking Oscillator Transformers

Part No.	Turns Ratio	Mtg. Type	Mtg. Centers	Dimensions H.	Dimensions W. x D.	Wt. Lbs.
24A87	1:4.14	BAH	2	1 3/8	2 3/8 x 1 3/4	0.5
24A88	1:4.14	TAV	2	1 3/4	2 3/8 x 1 1/2	.75
26A01►	1:0.48-1:1	BAH	2 3/8	1 5/8	2 7/8 x 1 5/8	1.0
26A02	1:1.5	BAV	1 3/4	1 3/4	1 1/4 x 2	0.5
26A03	1:4.14	BAH	1 3/4	1 3/16	1 x 2 1/8	0.5
26A04	1:4.14	XAV	1 3/16	1 9/16	1 3/16 x 1 3/16	0.75
26A05	1:3.5	BAH	1 3/4	1 3/16	2 3/8 x 1 1/2	0.5
26A06	1:1.5	BAH	2	1 1/2	1 1/2 x 2 1/2	0.5

► Constructed with two isolated secondaries.

Horizontal Blocking Oscillator Transformers

Part No.	Turns Ratio	Mtg. Type	Mtg. Centers	Dimensions H.	Dimensions W. x D.	Wt. Lbs.
24A89	2:1	BAH	2	1 3/8	2 3/8 x 1 1/2	0.5
24A90	2:1	TAV	2	1 3/4	2 3/8 x 1 1/4	0.75

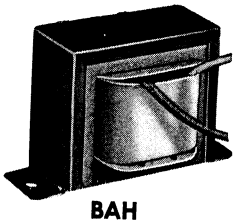
BAH


CAF. 1


CAF. 2


CAV


BAV


TAV


XAV



IF

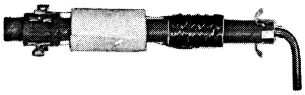

PR



SU

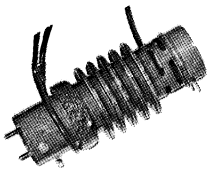

OC

PS

Width and Linearity Controls

Part No.	Schematic No.	Inductance (MH)	Res.	Notes	Mtg. Type	Mtg. Hole	Dimensions H.	Dimensions O. Diam.
WC-10	3	.05-.3	.194		IF	5/16 or 7/16	2	9/16
WC-11	3	.05-.3	.51		IF	5/16 or 7/16	1 1/2	7/16
WC-12	3	.8-3.7	17		IF	5/16 or 7/16	2 1/2	1/2
WC-13	13	4.2-30 .76	22	AGC Winding	IF	5/16 or 7/16	2 1/2	7/8
WC-14	3	5.5-20	34		IF	5/16 or 7/16	2	5/8
WC-15	3	.17-.61	1		IF	5/16 or 7/16	2 7/8	1/2
WC-16	4	.55-2.3	8.3	Tapped	IF	5/16 or 7/16	2 13/16	7/16
WC-17	4	1.3-4.3	7	Tapped	IF	5/16 or 7/16	2	5/8
WC-18	3	2.5-17	18		IF	5/16 or 7/16	2 1/4	3/4
WC-19	3	10-50	40		IF	5/16 or 7/16	2 1/4	3/4
WC-20	13	2.6-7.5 4-28	22 22	AGC Winding	IF	5/16 or 7/16	2 1/4	3/4
WC-21*	100	1.2-18 2-.17	10 2.8	Parallel Coil Series Coil	PR	5/16	3 1/4	5/8
WC-22	3	1-10	8		IF	5/16 or 7/16	2 1/8	9/16
WC-23	3	.5-3.5	2.3		IF	5/16 or 7/16	2 1/2	1/2
WC-24*	100	4.4-29 2.3-.35	28 3.5	Parallel Coil Series Coil	PR	5/16	2 3/4	5/8
WC-25	3	.75-3.9	16	Linearity Coil	IF	5/16	2	1/2
WC-26	13	10-23 .22-1.1	114 1.2	Width Coil with AGC	IF	5/16	2 3/4	11/16
WC-27	13	3.2-9 .16-.70	28 1.0	Width Coil with keyed wdg.	IF	5/16	2 3/8	5/8
WC-28	4	7-11.8	10	Width Coil Tapped at 7.22	IF	7/16	2 5/8	5/8
WC-29*	100	4-30 .075-.80	23 3	Width Coil with AGC	PR	5/16	2 3/4	9/16
WC-30	3	45-215	130	Width Coil	IF	7/16	2 1/4	1 3/16
WC-31	13	1.75-10.5 9.4-26	9 47	Tapped Sec. Coil	IF	5/16	2 1/4	3/4
WC-32	83	3.5-31 2.0-8.5CT	27.5 23CT	AGC Winding Center Tapped	IF	7/16	2 1/2	7/8
WC-33	4	.55-4.6	8.3	Center Tapped	IF	5/16	2 1/2	3/4

* Units specially designed for use in "Double Action" width control circuits - one coil in parallel with flyback transformer, the other coil in series with deflection yoke.

Horizontal "Sync" Transformers

Part No.	Schematic No.	Description	Mtg. Type	Mtg. Centers	Dimensions H.	Dimensions Base Area
HS-1	58	Horiz. Osc. and AFC Discr.	SU	1 3/8	2 1/4	1 3/8 x 1 3/8
HS-2	30	Horiz. Osc. and Sync Control	SU	1 3/8	2	1 3/8 x 1 3/8
HS-3	43	Horiz. Osc. and Sync Stabilizer	SU	1 3/8	2 5/8	1 3/8 x 1 3/8
HS-4	3	14-28 MH Ringing Coil	PS	1/4 hole	2	1" Diameter
HS-5	3	10-50 MH Ringing Coil	IF	5/16 or 7/16 hole	2 5/16	3/4" Diameter
HS-6	4	90-160 MH Horiz. Osc. Coil	IF	7/16 hole	2 5/16	3/4" Diameter
HS-7●	4	15-85 MH Horiz. Osc. Coil	IF	5/16 or 7/16	2	11/16 Diameter
HS-8#	3	5.2-15.8 MH Horiz. Wave Shaping Coil	IF	5/16	1 5/8	1/2 Diameter
HS-9*	43	Horiz. Osc. and Sync. Stabilizer	SU	1 3/8	2 5/8	1 3/8 x 1 3/8
HS-10**	3	24-26 MH Ringing Coil	IF	Printed Circuit	1 3/4	3/4 Diameter

● Exact replacement for RCA 103103.
Exact replacement for RCA 103102.
* Same as HS-3 but has Horizontal Frequency adjustment opposite the terminal end.
** Exact replacement for Admiral 94C17-4.

High Voltage Oscillator Coils

Part No.	Schematics No.	Description	Mtg. Type	Mtg. Centers	Dimensions H.	Dimensions Dia.
HVO-50	26	10 KV at 50 UA with recommended circuit. 8 KV at 400 UA	OC	1 1/4	4 3/16	2
HVO-51	27	30 KV at 50 UA with recommended circuit	OC	1 1/2	5 1/2	2 3/8

NOTES

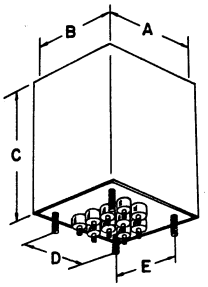

MIL-T-27A CASE TYPE

TERMINAL SIZE & TYPE

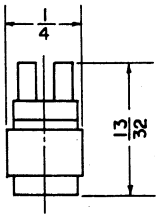

A

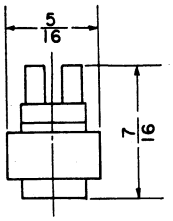

B

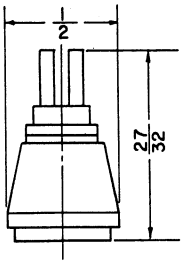

C

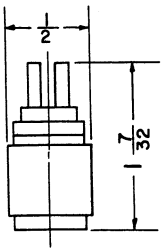

D

"STEEL JACKET" TRANSFORMERS

MEET ALL MIL-T-27A REQUIREMENTS

Specifications

These famous "Steel Jacket" hermetically-sealed transformers meet all the requirements of Grade 1 and Grade 4 MIL-T-27A specifications for Class R operation. Some units shown in this catalog are listed for Class S operation.

These transformers and reactors have been designed to provide the maximum of protection against climate. All units have been rigidly and carefully tested under MIL-T-27A specifications, and meet all Military requirements for communications and control equipment, whether airborne, ship-borne, mobile or ground installed; guided missiles; and in any installation where hermetic sealing and quality construction is necessary.

The famous "Steel Jacket" line has been developed so that the designer may have available to him a complete line of Military transformers, from which he can select for his development applications, pilot runs, pre-production models, "bread board" stages, and "first articles," with complete assurance that these components are acceptable to the Military, and can be duplicated exactly as the original, for his production requirements.

Although maintaining complete "in-plant" test facilities, for performing all testing required, necessary or desirable under MIL-T-27A specifications; these facilities are periodically inspected by the cognizant government agencies, and are part of the rigid Quality Control System.

All "Steel Jacket" Transformers tested under MIL-T-27A specifications are put through the following performance tests, among others:

1. Moisture Resistance tested in temperatures from plus 65° C. to minus 10° C. at 90-95% relative humidity for ten 24 hour cycles.
2. Operated at predetermined overload for 48 hours at rated ambient temperature.
3. Temperature and Immersion cycled for 5 complete cycles of five steps each in temperatures from plus 85° C. to minus 55° C. including salt water immersion test.
4. Insulation Resistance in excess of 1000 megohms at intervals throughout hot and cold cycles.
5. Subjected to "shake table" vibration tests for ten periods of 15 minutes each.
6. Pull Test on all terminals from all directions of 5 lbs. for 30-second periods.
7. Class R units are operated in 65° C. ambient temperature with a temperature rise not exceeding 40°C. Class S units are operated in an 85° C. ambient with a temperature rise not exceeding 40° C.
8. Tested for corona discharge, as required.
9. Each winding is tested at twice the rated A-C voltage and frequency.

Purchasers and users of military type transformers and reactors will note that most of the units in this section are "steel jacketed" in case-types described by 2 letters; that is, EB, FB, GB, etc. These letters are the exact same case-type, with the exact same dimensions and stud sizes as set forth in MIL-T-27A.

Mil-T-27A Case Dimensions

AS DESIGNATED IN MIL-T-27A SPECIFICATIONS

Mtg. Type	-A-	-B-	-C-	D. x E.	STUD SIZE
AF	3/4	3/4	1 1/8	9/16	4-40 x 3/8
AG	1	1	1 3/8	3/4	4-40 x 3/8
AH	1 5/16	1 5/16	1 3/4	1 1/4	6-32 x 3/8
AJ	1 5/8	1 5/8	2 3/8	1 3/16 x 1 3/16	6-32 x 3/8
EA	1 15/16	1 13/16	2 3/4	1 3/8 x 1 1/4	6-32 x 3/8
EB	1 15/16	1 13/16	2 7/16	1 3/8 x 1 1/4	6-32 x 3/8
FA	2 5/16	2 1/16	3 1/8	1 11/16 x 1 7/16	6-32 x 3/8
FB	2 5/16	2 1/16	2 1/2	1 11/16 x 1 7/16	6-32 x 3/8
GA	2 3/4	2 3/8	3 13/16	2 1/8 x 1 3/4	6-32 x 3/8
GB	2 3/4	2 3/8	2 13/16	2 1/8 x 1 3/4	6-32 x 3/8
HA	3 1/16	2 5/8	4 1/4	2 39/64 x 1 55/64	8-32 x 3/8
HB	3 1/16	2 5/8	3 3/16	2 39/64 x 1 55/64	8-32 x 3/8
JA	3 9/16	3 1/16	4 7/8	2 5/8 x 2 1/8	8-32 x 3/8
JB	3 9/16	3 1/16	3 7/8	2 5/8 x 2 1/8	8-32 x 3/8
KA	3 15/16	3 3/8	5 1/4	3 x 2 7/16	10-32 x 1/2
KB	3 15/16	3 3/8	4 5/16	3 x 2 7/16	10-32 x 1/2
LA	4 5/16	3 11/16	5 9/16	3 5/16 x 2 11/16	10-32 x 1/2
LB	4 5/16	3 11/16	4 1/2	3 5/16 x 2 11/16	10-32 x 1/2
MA	4 11/16	4	6	3 11/16 x 3	1/4-20 x 5/8
MB	4 11/16	4	4 15/16	3 11/16 x 3	1/4-20 x 5/8
NA	5 1/16	4 5/16	6 13/16	4 1/16 x 3 5/16	1/4-20 x 5/8
NB	5 1/16	4 5/16	5 1/2	4 1/16 x 3 5/16	1/4-20 x 5/8
OA	5 1/2	4 1/2	6 3/4	3 3/4 x 3	1/4-20 x 5/8

MIL-T-27A Steel Jacket Line

MILITARY STANDARD TRANSFORMERS

The U. S. Army Signal Corps, U. S. Bureau of Ships, and the U. S. Air Force, working jointly through the Armed Services Electronic Standards Agency, and in cooperation with leading producers of military transformers, have established certain military standard transformers.
These transformers bear government classification and part numbers, as shown below. Dimensions, mounting centers, terminal arrangements, and markings are all in accordance with government specifications.
All these units will meet the requirements of Grade 1 and Grade 4 MIL-T-27A specifications for Class R operation.
The components listed in this series have application in military communication and control equipment, whether air-borne, ship-borne, mobile or ground installed.

Input

300 TO 10,000 CPS
MAXIMUM ALTITUDE 50,000 FT.

Part No.	MIL-T-27A Classification	MIL-T-27A Part No.	Primary Impedances (Ohms)	Max. D.C. Amps. in Primary	Secondary Impedance (Ohms)	Max. Power Level	Case Size	Wt. Lbs.
27A02	TF1RX10AJ001	MS-90002	*600 ohms CT		135,000 ohms CT	15 dbm.	AJ	.75

Interstage

300 TO 10,000 CPS
MAXIMUM ALTITUDE 50,000 FT.

Part No	MIL-T-27A Classification	MIL-T-27A Part No.	Primary Impedances (Ohms)	Max. D.C. Amps. in Primary	Secondary Impedance (Ohms)	Max. Power Level	Case Size	Wt. Lbs.
27A03	TF1RX16AJ001	MS-90003	*600 ohms CT		*600 ohms CT	15 dbm.	AJ	.75
27A01	TF1RX15AJ001	MS-90000	10000 ohms CT	.010 amp.	22,500 ohms CT 22,500 ohms CT	15 dbm.	AJ	.75

Output

300 TO 10,000 CPS
MAXIMUM ALTITUDE 50,000 FT.

Part No.	MIL-T-27A Classification	MIL-T-27A Part No.	Primary Impedances (Ohms)	Max.D.C. Amps. in Primary	Secondary Impedance (Ohms)	Max. Power Level	Case Size	Wt. Lbs.
27S01	TF1RX16AJ002	MS-90001	*600 ohms CT		4/8/16 ohms	2 watts	AJ	1
27S02	TF1RX13AJ001	MS-90004	4800/7600	.040 amp.	*600 ohms CT	2 watts	AJ	1
27S03	TF1RX13AJ002	MS-90005	4800/7600	.040 amp.	4/8/16 ohms	2 watts	AJ	1
27S04	TF1RX13AJ003	MS-90006	15000 ohms CT	.010 amp.	*600 ohms CT	2 watts	AJ	1
27S05	TF1RX13AJ004	MS-90007	24000 ohms CT	.020 amp.	*600 ohms CT	1 watt	AJ	1
27S06	TF1RX13AJ005	MS-90008	60000 ohms CT	.020 amp.	*600 ohms CT	.5 watt	AJ	1

Chokes

Part No.	MIL-T-27A Classification	MIL-T-27A Part No.	Inductance (Henrys) Series	Inductance (Henrys) Parallel	Current (MADC) Series	Current (MADC) Parallel	Case Size
27C01	TF1RX04FA001	MS-90009	16	4	80	160	FA
27C02	TF1RX04GA002	MS-90010	25	6.25	80	160	GA
27C03	TF1RX04HA003	MS-90011	40	10	80	160	HA
27C04	TF1RX04HA005	MS-90013	16	4	125	250	HA
27C05	TF1RX04JB006	MS-90014	25	6.25	125	250	JB
27C06	TF1RX0KA007	MS-90037	40	10	125	250	KA
27C07	TF1RX04LA009	MS-75000	16	4	200	400	LA
27C08	TF1RX04MA010	MS-75001	25	6.25	200	400	MA
27C09	TF1RX04NA012	MS-75002	16	4	315	630	NA
27C10	TF1RX04YY013	MS-75003	25	6.25	315	630	YY

Filament Transformers

PRIMARY—105/115/125V—FREQUENCY—54-66 CYCLES

Part No.	MIL-T-27A Classification	MIL-T-27A Part No.	Secondary Volts	Secondary Amps	Insulation Volts RMS	Case Size	Wt. Lbs.
27F36	TF1RX01EB002	MS-90016	2.5	3.0	2500	EB	1 1/2
27F37	TF1RX01GB003	MS-90017	2.5	10	2500	GB	2 1/2
27F38	TF1RX01FB004	MS-90018	5.0	3.0	2500	FB	1 3/4
27F39	TF1RX01HB005	MS-90019	5.0	10	2500	HB	4
27F40	TF1RX01FB006	MS-90020	6.3	2.0	2500	FB	1 3/4
27F41	TF1RX01GB007	MS-90021	6.3	5.0	2500	GB	2 3/4
27F42	TF1RX01JB008	MS-90022	6.3	10	2500	JB	5
27F43	TF1RX01KB009	MS-90023	6.3	20	2500	KB	8
27F44	TF1RX01JB012	MS-90024	2.5	10	10000	JB	4 3/4
27F45	TF1RX01KB013	MS-90025	5.0	10	10000	KB	7

Power Transformers — Reactor Input Systems

PRIMARY—105/115/125 V.
FREQUENCY—54-66 CYCLES

Part No.	MIL-T-27A Classification	MIL-T-27A Part No.	Secondary A-C Volts	Secondary D-C MA.	D-C V Output	Rectifier Filament Volts	Rectifier Filament Amps	Filament No. 2 Volts	Filament No. 2 Amps	Case Size	Wt. Lbs.
27R86	TF1RX03HA001	MS-90026	200-100-0-100-200	70	385	6.3/5	2	6.3	3	HA	4
27R87	TF1RX03JB002	MS-90027	325-0-325	70	260	6.3/5	2	6.3	4	JB	5
27R88	TF1RX03KB006	MS-90028	325-0-325	150	245	6.3	5	5	3	KB	7 1/4
27R89	TF1RX03LB003	MS-90029	400-0-400	175	318	5	3	6.3	8	LB	10
27R90	TF1RX03MB004	MS-90030	450-0-450	250	345	5	3	6.3	8	MB	13
27R91	TF1RX02KB001	MS-90031	350-0-350	250	255					KB	7 1/2
27R92	TF1RX02LB002	MS-90032	550-0-550	250	419					LB	11
27R93	TF1RX02NB003	MS-90036	800-0-800	250	640					NB	16 1/2

* Split center tap—balanced windings.

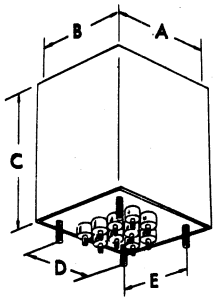

MIL-T-27A
CASE TYPE

CASE DIMENSIONS

	AJ	EB	FA	FB	GA
A	1 5/8	1 15/16	2 5/16	2 5/16	2 3/4
B	1 5/8	1 13/16	2 1/16	2 1/16	2 3/8
C	2 3/8	2 7/16	3 1/8	2 1/2	3 13/16
D	1 3/16	1 3/8	1 11/16	1 11/16	2 1/8
E	1 3/16	1 1/4	1 7/16	1 7/16	1 3/4

	GB	HA	HB	JB
A	2 3/4	3 1/16	3 1/16	3 9/16
B	2 3/8	2 5/8	2 5/8	3 1/16
C	2 13/16	4 1/4	3 3/16	3 7/8
D	2 1/8	2 19/64	2 19/64	2 5/8
E	1 3/4	1 55/64	1 55/64	2 1/8

	KA	KB	LA	LB
A	3 15/16	3 15/16	4 5/16	4 5/16
B	3 3/8	3 3/8	3 11/16	3 11/16
C	5 1/4	4 5/16	5 9/16	4 1/2
D	3	3	3 5/16	3 5/16
E	2 7/16	2 7/16	2 11/16	2 11/16

	MA	MB	NA	NB
A	4 11/16	4 11/16	5 1/16	5 1/16
B	4	4	4 5/16	4 5/16
C	6	4 15/16	6 13/16	5 1/2
D	3 11/16	3 11/16	4 1/16	4 1/16
E	3	3	3 5/16	3 5/16

REFER TO PAGE 67 FOR STUD AND TERMINAL SIZE

TRANSFORMERS

MIL-T-27A Steel Jacket Line

The transformers in this group meet all requirements of Grade 1 and Grade 4 MIL-T-27A specifications for Class R operation, including case sizes and mounting dimensions, which are identical to MIL-T-27A specifications.
In properly designed circuits, the frequency response of these transformers is within 1/2 DB over the entire range from 30 to 15,000 CPS.

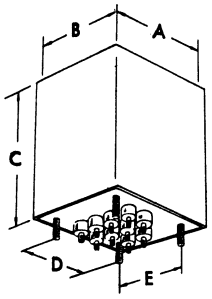

MIL-T-27A CASE TYPE

CASE DIMENSIONS

	FA	GA	HA	JA
A	2 5/16	2 3/4	3 1/16	3 9/16
B	2 1/16	2 3/8	2 5/8	3 1/16
C	3 1/8	3 13/16	4 1/4	4 7/8
D	1 11/16	2 1/8	2 19/64	2 5/8
E	1 7/16	1 3/4	1 55/64	2 1/8

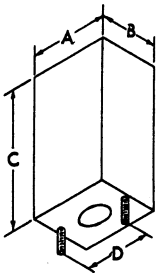

6/32 Studs - 3/8" long

(Not in accordance to MIL-T-27A Case sizes)

	4A	5A	5B
A	1 1/2	1 1/2	1 5/8
B	1 1/4	1 1/2	1 7/8
C	2 3/8	2 1/2	2 3/4
D	1 1/2	1 1/2	1 1/2

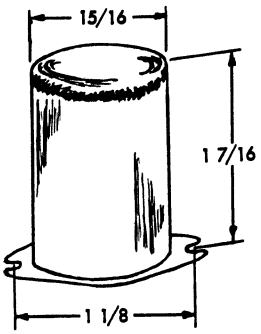

RSV

REFER TO PAGE 67 FOR STUD AND TERMINAL SIZE

Input - Interstage

FREQUENCY RESPONSE, 30 TO 15,000 CYCLES

Part No.	Application	Impedance Primary-Secondary	Operating Level #	Hum Reduction	Case Size	Terminal Type	Wt. Lbs.
27A04	Line to Single or Push-Pull Grids	*Pri: 600/150 ohms CT *Sec: 50,000 ohms CT	+15 dbm.	−70 db.	FA	B	1 1/2
27A05	Line to Line	Pri: 600/150 ohms CT Sec: 600/150 ohms CT	+15 dbm.	−70 db.	FA	B	1 1/2
27A06	Interstage - P-P Pl. to Sgl. or P-P Grids	*Pri: 20,000 ohms CT *Sec: 50,000 ohms CT	+15 dbm.	−70 db.	FA	B	1 1/2
27A07	Low imped, mike, Pickup, or multiple line to grid	Pri: 50/150/250/600 *Sec: 50,000 ohms CT	+15 dbm	−70 db.	FA	B	1 1/2
27A08	Single Plate to Push-Pull Grids	Pri: 10,000 ohms *Sec: 50,000 ohms CT	+15 dbm.	−70 db.	FA	B	1 1/2
27A14	Univ. line or Mike to P.P. Grids	Pri: 600CT/250CT/150/62.5 Sec: 117,600 CT	+10 dbm.	−45 db.	4A	8 Pin	.5
27A11	Interstage - P.P. Plates to P.P. Grids	Pri: 20,000/5000 CT *Sec: 60,000 CT	+21 dbm.	−45 db.	5A	9 Pin	.75
27A12	Bridging line to 1 or 2 Grids	Pri: 20,000/5000 *Sec: 80,000 CT	+15 dbm.	−95 db.	5A	9 Pin	.75
27A13	Interstage S. Plate to P.P. Grids	Pri: 15,000 (6 MA) *Sec: 60,000 CT	+14 dbm.	−45 db	5B	7 Pin	1.1

Output

FREQUENCY RESPONSE, 30 TO 15,000 CYCLES

Part No.	Application	Impedance Primary-Secondary	Operating Level #	Output Tubes	Case Size	Terminal Type	Wt. Lbs.
27S07	Single Plate to Line	§ Pri: 15,000 ohms *Sec: 600/150 ohms CT	+15 dbm.	6C4's or equiv.	FA	B	2 1/4
27S17 ●	Plate to Univ. Line	Pri: 15,000 Sec: 600/250/150/62.5	+26 dbm.	6C4's or equiv.	5A	B	.75
27S08	Push-Pull Plates to Line	*Pri: 20,000 ohms CT *Sec: 600/150 ohms CT	+30 dbm.	6C5's or equiv.	GA	B	3
27S09	Push-Pull Plates to Line	Pri: 7,500 ohms CT *Sec: 600/150 ohms CT ‡	+43 dbm.	6L6's or equiv.	JA	B	6
27S10	P-P Plates to Line or Voice Coil	*Pri: 10,000 ohms CT *Sec: 600/16/8 ohms CT and 150-4 ohms	+37 dbm.	6V6's or equiv.	HA	B	4
27S11	P-P Plates to Line or Voice Coil	*Pri: 5000/3000 ohms CT *Sec: 600/16/8 ohms CT and 150/4 ohms	+42 dbm.	6B4G's or equiv.	JA	B	6

Miniature Audio Transformers

RSV CASE

Part No.	Application	Primary	Secondary	Operating Level #	DC MA In Primary	Frequency Response
27A20	Mike, Pickup Line to Grid	50/200CT/500 CT	50,000	0 DBM	0	50-15000
27A21	Mike, Line to P.P. Grids	50/200CT/500 CT	50,000 CT	+ 5 DBM	0	50-15000
27A22	Dyn. Mike or VC to Grid	30/12/4	50,000	0 DBM	0	50-12000
27A23	Plate to Grid	15,000	60,000	+ 10 DBM	0	50-15000
27A24	Single Plate to P.P. Grids	15,000	60,000 CT	+ 14 DBM	4	200-10,000
27A25	Single Plate to P.P. Grids	15,000	95,000 CT	+ 5 DBM	0	50-10,000
27A26	Single Plate to P.P. Grids	15,000	95,000 CT*	+ 11 DBM	4	200-10,000
27S27	Plate to Line	15,000	600/250/50	+ 10 DBM	0	50-15,000
27S28	Plate to Line	15,000	600/250/50	+ 10 DBM	3	200-10,000
27A29	Line to Line	600/250/50	600/250/50	+ 10 DBM	0	50-15,000
27A30	Plate to Grid 10:1	10,000	1 Meg	+ 10 DBM	0	300-2500
27S31	S or P.P. Plate to Line	20,000 CT	150/600	+ 21 DBM	4	200-10,000
27A32	Input to Grid 82/41:1	150,600	1 Meg	+ 10 DBM	0	300-2,500
27A33	Transistor Interstage	10,000/2500 CT*	2000/500CT*	+ 20 DBM	4	100-10,000
27A34	Transistor Interstage	10,000/2500 CT*	4000/1000CT*	+ 20 DBM	4	100-10,000
27S35	Transistor to Line	1,500 CT	500/125 CT*	+ 20 DBM	8	100-10,000
27S36	Transistor to VC	2,000 CT 4,000 CT	8 16	+ 20 DBM	4	100-10,000
27C37	Reactor	300 Henrys @ O-MADC, 50 Henrys @ 3 MADC - 6000 Ohms				

* Split and balanced windings.
§ 0 to 10 MA. D-C.
\# 0dbm. reference level 1 milliwatt.
‡ Has tertiary winding for 15% inverse feedback.
● This Unit shielded for -70 dbm. Hum Reduction.

MIL-T-27A Steel Jacket Line

MIL-T-27A (STEEL JACKET) AUDIO TRANSFORMERS COVERING THE PUBLIC ADDRESS FREQUENCY RANGE

These transformers are popular for use in military communication and test equipment. Sizes and mounting dimensions are as specified in MIL-T-27A. Frequency response is within ½ decibel from 50 to 10,000 cycles per second.

Driver Transformers

Part No.	Typical Driver Tubes	Primary Impedance	Primary M.A.D.C.	Turns Ratio Pri: ½ Sec.	Case Size	Terminal Type	Wt. Lbs.
27D32	P-P 6N7's, 6A6's 6J5's, 6C4's, etc.	20,000 ohms CT	10	3:1	GA	B	2¼
27D33	P-P 6N7's, 6A6's 6J5's, 6C4's, etc.	20,000 ohms CT	25	3:1	GA	B	2¼
27D34	P-P 6B4G's, 45's 2A3's, 6L6's, etc.	5,000/10,000 ohms CT	100	5:1	JA	B	4½

Output Transformers

ALL UNITS HAVE TERTIARY WINDINGS TO PROVIDE 10% INVERSE FEEDBACK

Part No.	Typical Output Tubes	Class	Impedances Primary-Secondary	Primary M.A.D.C.	Power Level	Terminal Type	Case Size	Wt. Lbs.
27S12	P-P 6B4G's, 6L6's P-P 6V6's, 6L6's	A_1 AB	Pri: 5,000 ohms CT Sec: 600/150/ 16/8/4 ohms	120	20 watts	B	JA	6½
27S13	P-P 6V6's, 6F6's P-P 6K6's	AB AB_1	Pri: 10,000 ohms CT Sec: 600/150/ 16/8/4 ohms	200	15 watts	B	JA	5
27S14	P-P 6L6's P-P Parallel 6V6's	B AB_2	Pri: 6,000 ohms CT Sec: 600/150/ 16/8/4 ohms	250	30 watts	B	MA	9

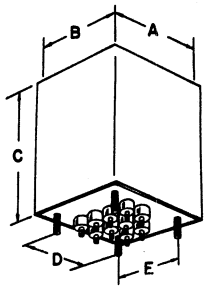

MIL-T-27A CASE TYPE

CASE DIMENSIONS

	AJ	FA	GA
A	1⅝	2 5/16	2¾
B	1⅝	2 1/16	2⅜
C	2⅜	3⅛	3 13/16
D	1 3/16	1 11/16	2⅛
E	1 3/16	1 7/16	1¾

	HA	JA	MA
A	3 1/16	3 9/16	4 11/16
B	2⅝	3 1/16	4
C	4¼	4⅞	6
D	2 33/64	2⅝	3 11/16
E	1 55/64	2⅛	3

MIL-T-27A (STEEL JACKET) AUDIO TRANSFORMERS COVERING THE COMMUNICATIONS FREQUENCY RANGE

These transformers have been engineered for use in equipment designed for unattenuated voice reproduction.

They are built to meet Grade 1 and Grade 4 MIL-T-27A specifications for Class R operation. All units are "steel jacketed" in cases exactly conforming to MIL-T-27A size and mounting dimensions. Frequency response is within 1 decibel from 200 to 3500 cycles per second. These rugged units are guaranteed against high humidity, severe shock, and other possible operating hazards created by accident or climate.

Input Transformers

Part No.	Application	Impedances Primary-Secondary	Case Size	Terminal Type	Wt. Lbs.
27A09	Low Level Line to Single or P-P Grids	Pri: 600/150 ohms *Sec: 100,000 ohms CT	AJ	B	¾
27A10	Low Level SB or DB Microphone to Sgl. or P-P Grids	Pri: 125/50 ohms, 80 MA. Sec: 125,000 ohms CT	FA	B	¾
27A15	Mike or Line to Grid	Pri: 15,000 Sec: 95,000 CT	AF-1	5 Pin	.125

Driver Transformer

Part No.	Application	Primary Impedance	Max. D.C. in Pri.	* Ratio Pri./½ Sec.	Case Size	Terminal Type	Wt. Lbs.
27D35	P-P 2A3's, 6B4G's, etc. to P-P Grids	5,000 ohms CT	100 MA.	3:1	HA	B	3½

Output Transformers

SINGLE PLATE TO LINE OR VOICE COIL

Part No.	Typical Output Tubes	Class	Impedances Primary-Secondary	Max. D.C. in Pri.	Power Level	Case Size	Wt. Lbs.
27S15	Sgl. 6L6, 6V6	A	Pri: 5,000 ohms Sec: 600/150/ 16/8/4 ohms	55 MA.	5 watts	GA	2¼
27S16	Sgl. 6F6, 6V6, 6N6, 6K6, 7B5	A	Pri: 8,000 ohms Sec: 600/150/ 16/8/4 ohms	55 MA.	5 watts	GA	2¼

* Split and balanced windings.

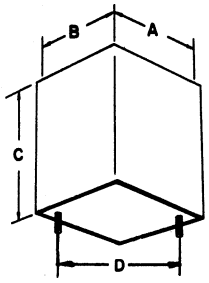

AF-1

	AF1
A	3/4
B	3/4
C	1 1/8
D	2 7/32

REFER TO PAGE 67 FOR STUD AND TERMINAL SIZE

MIL-T-27A (STEEL JACKET) POWER TRANSFORMERS

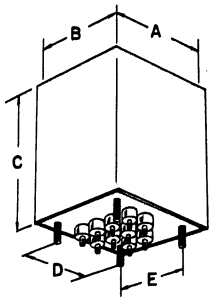

MIL-T-27A CASE TYPE

Power

FOR CAPACITOR INPUT FILTERS
PRIMARY 117 VOLTS, 50/60 CYCLES

Part No.	Plate Supply Volts	Plate Supply M.A.D.C.	Rectifier Volts	Rectifier Amps	Filament Volts	Filament Amps.	Filament Volts	Filament Amps.	Case Size	Terminal Type	Wt. Lbs.
27R63	250-0-250	10			6.3	0.6	6.3	1.2	GA	B	1 1/4
27R64	250-0-250	20			6.3	0.6	6.3	1.2	GA	B	1 3/4
27R65	225-0-225	40	5	2	6.3 CT	2			HA	B	3 1/4
27R66	270-0-270	55	5	2	6.3 CT	2			HA	B	3 1/2
27R67	300-0-300	60	5	2	6.3 CT	3			JA	B	4 1/2
27R68	335-0-335	70	5	2	6.3 CT	3			JA	B	4 1/2
27R61	350-0-350	70	5	3	6.3 CT	3			JA	B	4 1/2
27R69	330-0-330	85	5	2	6.3 CT	3			JA	B	6
27R70	345-0-345	105	5	2	6.3 CT	3.5			KA	B	6 1/2
27R71	375-0-375	120	5	3	6.3 CT	4			KA	B	9 1/2
27R72	370-0-370	150	5	3	6.3 CT	4	6.3 CT	1	MA	B	11 1/2
27R73	385-0-385	200	5	3	6.3 CT	4.5	6.3 CT	1	MA	B	12
27R74	400-80-0-80-400	250	5	6	6.3 CT	7	5	2	NA	B	15

Power

FOR CHOKE INPUT FILTERS
PRIMARY 117 VOLTS, 50/60 CYCLES

Part No.	Plate Supply Volts	Plate Supply M.A.D.C.	Rectifiers Volts	Rectifiers Amps.	Filament Volts	Filament Amps.	Filament Volts	Filament Amps.	Case Size	Terminal Type	Wt. Lbs.
27R75	350-0-350	55	5	2	6.3 CT	2			HA	B	3 1/4
27R76	425-0-425	70	5	2	6.3 CT	3			JA	B	4 1/2
27R77	440-0-440	85	5	2	6.3 CT	3			JA	B	6
27R78	450-0-450	105	5	2	6.3 CT	3.5			KA	B	6 1/2
27R79	500-0-500	120	5	3	6.3 CT	4			KA	B	9 1/2
27R80	510-0-510	150	5	3	6.3 CT	4	6.3 CT	1	MA	B	11 1/2
27R81	520-0-520	200	5	3	6.3 CT	4.5	6.3 CT	1	MA	B	12 1/2
27R82	550-370-75-0-75-370-550	300	5	6	6.3 CT	5	6.3 CT	1	NA	B	17 1/2

Power

FOR REGULATED POWER SUPPLIES
PRIMARY 117 VOLTS, 50/60 CYCLES

Part No.	Plate Supply Volts	Plate Supply M.A.D.C.	Rectifier Volts	Rectifier Amps.	Filament Volts	Filament Amps.	Filament Volts	Filament Amps.	Case Size	Terminal Type	Wt. Lbs.
27R83	440-0-440	165	5	3	6.3 6.3	7.5 0.6	6.3 6.3	3 3	MA	B	12
27R84	450-0-450	200	5	2	6.3 6.3	4 4	6.3	0.6	MA	B	12

Power

BIAS TRANSFORMERS—COMBINATION PLATE AND FILAMENT SUPPLY
PRIMARY 117 VOLTS, 50/60 CYCLES

Part No.	Plate Supply Volts	Plate Supply M.A.D.C.	Rectifier Filament Volts	Rectifier Filament Amps.	Case Size	Terminal Type	Wt. Lbs.
27R85	180-160-140-120-0-120-140-160-180	150	5.0	3.0	JA	B	5

CASE DIMENSIONS

	GA	HA	JA
A	2 3/4	3 1/16	3 9/16
B	2 3/8	2 5/8	3 1/16
C	3 13/16	4 1/4	4 7/8
D	2 1/8	2 19/64	2 5/8
E	1 3/4	1 55/64	2 1/8

	KA	MA	NA
A	3 15/16	4 11/16	5 1/16
B	3 3/8	4	4 5/16
C	5 1/4	6	6 13/16
D	3	3 11/16	4 1/16
E	2 7/16	3	3 5/16

MIL-T-27A Steel Jacket Line

MIL-T-27A (STEEL JACKET) FILAMENTS AND CHOKES

Filaments

PRIMARY 115/230 VOLTS, 50/60 CYCLES

These transformers will accommodate practically all receiving and transmitting tubes currently in use. Numbers 27F47, 27F48, 27F49, 27F52, and 27F53 are designed for high voltage rectifier supplies.

Part No.	Secondary Volts	Secondary Amps.	Test Volts Rms.	Case Size	Terminal Type	Wt. Lbs.
27F46	2.5 CT	5.25	3500	GA	C*	2
27F47	2.5 CT	10	5000	GA	C*	3
27F48	2.5 CT	10	9000	JA	D	4
27F49	2.5 CT	15	9000	KA	D	5 1/4
27F50	5.0 CT	4	2500	GA	B	2 1/4
27F51	5.0 CT	10	2500	HA	B	3 1/2
27F52	5.0 CT	10	8000	KA	D*	6
27F53	5.0 CT	20	10000	MA	D	13
27F54	6.3 CT	1.5	2500	FA	B	1
27F55	6.3 CT	3	2500	GA	B	2
27F56	6.3 CT	5.5	2500	HA	B	3
27F57	6.3 CT	10	2500	JA	B	5
27F58	10.0 CT	4	2500	HA	B	3 1/4

* Terminal type shown is for Secondary, Primary has B type terminal.

Filaments

PRIMARY 105/115/125 VOLTS, 50 60 CYCLES

Part No.	Secondary Volts	Secondary Amps.	Test Volts Rms.	Case Size	Terminal Type	Wt. Lbs.
27F33	6.3 CT	2	2000	EA	7 Pin	1
27F34	6.3 CT	3.6	2000	FA	7 Pin	1 3/4

Chokes

Designed to provide maximum inductance at given current rating in minimum size. Ratings matched with those of the Power Transformers on the preceding page.

Part No.	Inductance Henrys	MADC	Resistance in Ohms	Test Volts Rms.	Case Size	Terminal Type	Wt. Lbs.
27C11	15	10	680	1000	AJ	B	1
27C35	30	20	1000	2500	EB	B	1 1/4
27C12	15	20	680	1000	AJ	B	1
27C13	15	40	475	2500	FB	B	1 1/2
27C32	20	40	350	2500	FB	B	1 3/4
27C33	12	50	385	2500	EB	B	1 1/4
27C14	10	55	230	2500	FB	B	1 3/4
27C15	15	55	420	2500	FB	B	2
27C16	10	85	175	2500	GB	B	2 1/2
27C17	15	85	285	2500	GB	B	2 3/4
27C18	8	105	100	2500	HB	B	3 3/4
27C19	12	105	170	2500	HB	B	4
27C20	8	150	100	2500	JB	B	5 1/4
27C21	12	150	150	2500	JB	B	5 1/2
27C22	8	200	85	2500	JB	B	7
27C23	12	200	140	2500	JB	B	7
27C24	8	250	90	2500	MB	B	10 1/2
27C34	2	300	48	2500	GB	B	2 1/2
27C25	8	300	60	3500	MB	B	12 1/2
27C36	10	300	85	2500	LA	B	10 1/2

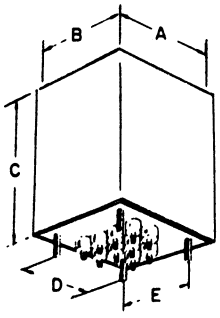

MIL-T-27A CASE TYPE

CASE DIMENSIONS

	AJ	EA	FA	FB
A	1 5/8	1 15/16	2 5/16	2 5/16
B	1 5/8	1 13/16	2 1/16	2 1/16
C	2 3/8	2 3/4	3 1/8	2 1/2
D	1 3/16	1 3/8	1 11/16	1 11/16
E	1 3/16	1 1/4	1 7/16	1 7/16

	GA	GB	HA
A	2 3/4	2 3/4	3 1/16
B	2 3/8	2 3/8	2 5/8
C	3 13/16	2 13/16	4 1/4
D	2 1/8	2 1/8	2 19/64
E	1 3/4	1 3/4	1 55/64

	HB	JA	JB
A	3 1/16	3 9/16	3 9/16
B	2 5/8	3 1/16	3 1/16
C	3 3/16	4 7/8	3 7/8
D	2 19/64	2 5/8	2 5/8
E	1 55/64	2 1/8	2 1/8

	KA	LA	MA	MB
A	3 15/16	4 5/16	4 11/16	4 11/16
B	3 3/8	3 11/16	4	4
C	5 1/4	5 9/16	6	4 15/16
D	3	3 5/16	3 11/16	3 11/16
E	2 7/16	2 11/16	3	3

REFER TO PAGE 67 FOR STUD AND TERMINAL SIZE

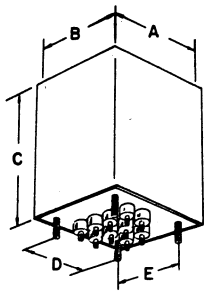

MIL-T-27A CASE TYPE

CASE DIMENSIONS

	AH	AJ	AJ-1	EA
A	1 5/16	1 5/8	1 5/8	1 15/16
B	1 5/16	1 5/8	1 5/8	1 13/16
C	1 3/4	2 3/8	2 3/8	2 3/4
D	Diag. 1 1/4	1 3/16	1 5/8	1 3/8
E		1 3/16		1 1/4

	EB	FA	FB	GA
A	1 15/16	2 5/16	2 5/16	2 3/4
B	1 13/16	2 1/16	2 1/16	2 3/8
C	2 7/16	3 1/8	2 1/2	3 13/16
D	1 3/8	1 11/16	1 11/16	2 1/8
E	1 1/4	1 7/16	1 7/16	1 3/4

	HA	HB	JA	KA
A	3 1/16	3 1/16	3 9/16	3 15/16
B	2 5/8	2 5/8	3 1/16	3 3/8
C	4 1/4	3 3/16	4 7/8	5 1/4
D	2 19/64	2 19/64	2 5/8	3
E	1 55/64	1 55/64	2 1/8	2 7/16

REFER TO PAGE 67 FOR STUD AND TERMINAL SIZE

MIL-T-27A (STEEL JACKET) POWERS, CHOKES, FILAMENTS FOR 400 CYCLE OPERATION

These transformers are designed to meet all of the specifications of MIL-T-27A Class S. They are "steel jacketed," in case sizes and dimensions, exactly as specified by MIL-T-27A standards.

These units have been developed for aircraft and mobile communication control equipment, for use in the guided missile program, and should have application in future developments in the fields of aeronautics and rocketry.

Power

PRIMARY 105/115/125 V. 380-1000 CYCLES

Part No.	Plate Supply		Rectifier Filament		Other Filaments		Case Type	Terminal Type	Wt. Lbs.
	Volts	M.A.D.C.	Volts	Amps.	Volts	Amps.			
27R62*	250-0-250	40	6.3 CT	1	6.3	1	EB	B	1 1/2
27R94	270-0-270	55	5.0	2	6.3 CT	2	FA	A	1 1/2
27R95	335-0-335	70	5.0	2	6.3 CT	3	FA	A	1 3/4
27R96	375-0-375	120	5.0	3	6.3 CT	4	HA	B	2 1/2
27R97	440-0-440	165	5.0	3	6.3 6.3 6.3 6.3	7.5 3 3 0.6	JA	B	6
27R98	450-0-450	200	5.0	2	6.3 6.3 6.3	4 4 0.6	JA	B	5 3/4
27R99	550-370-75-0 75-370-550	300	5.0	6	6.3 CT 6.3 CT	5 1	KA	B	6 1/2

* Primary 115 Volts 380-1000 CPS.

Filament Transformers

PRIMARY 105/115/125 V. 380-1000 CYCLES

Part No.	Secondary		Insulation Volts Rms.	Case Type	Terminal Type	Wt. Lbs.
	Volts	Amps.				
27F35	6.3 CT	2	2000	AJ-1	7 Pin	3/4
27F59	6.3 CT	3	2500	AJ	B	3/4
27F60	6.3 CT	5.5	2500	EA	B	1
27F61	6.3 CT	10	2500	FA	B	1 3/4
27F62	6.3 CT	20	2500	GA	B & C	2 1/2

Chokes

Part No.	Inductance Ratings		D.C. Resistance (Ohms)	Insulation Volts Rms.	Case Type	Terminal Type	Wt. Lbs.
	Henrys	M.A.D.C.					
27C26	2.0	55	160	2500	AH	B	1/4
27C27	2.0	70	165	2500	AH	B	1/2
27C28	2.0	120	100	2500	EB	B	1
27C29	2.0	165	90	2500	EB	B	1 1/2
27C30	2.0	200	73	2500	FB	B	1 3/4
27C31	2.0	300	47	2500	HB	B	3 1/4

Step-Down Transformer

THREE-PHASE 400 CYCLES

400 cycle 3 phase. 27V17 is a Y-Y connected 400 cycle 3 phase Step-Down Transformer—Primary is 115 volts per phase. Designed for use primarily in airborne communication and control equipment. This transformer is rated at 140 VA.

Part No.	Secondary		Case Type	Terminal Type	Wt. Lbs.
	Volts	VA. Cap.			
27V17	28.5	140	HA	B	3

NOTES

POWER TRANSFORMERS

Power

PRIMARY 117 VOLTS, 50/60 CYCLES

These ruggedized transformers will provide plate and filament supply for a number of tubes most popular in modern circuits. Temperature rise will not exceed 50° C—comfortably within RETMA standards. These transformers are encased in steel to provide strength, climate resistance, electrostatic and magnetic shielding, ease in mounting, and in modern compact appearance. Current ratings and mounting types are matched with the filter reactors shown on the next page.

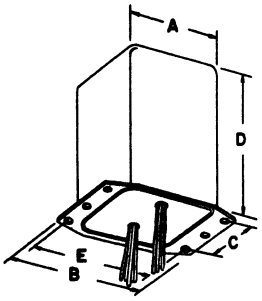

TAV

Part No.	Plate Supply		Rectifier		Filament		Filament		Mtg. Type	Wt. Lbs.
	Volts	M.A.D.C.*	Volts	Amps.	Volts	Amps.	Volts	Amps.		
25R01 25R23	225-0-225	L 70 C 40	5	2	6.3 CT	2			TAV-5 TTV-5	3¼
25R02 25R24	270-0-270	L 95 C 55	5	2	6.3 CT	2			TAV-5 TTV-5	3½
25R03 25R26	300-0-300	L105 C 60	5	2	6.3 CT	3			TAV-6 TTV-6	4½
25R04 25R27	335-0-335	L120 C 70	5	2	6.3 CT	3			TAV-6 TTV-6	4½
25R05 25R28	330-0-330	L145 C 85	5	2	6.3 CT	3			TAV-7 TTV-7	6
25R06 25R29	345-0-345	L180 C105	5	2	6.3 CT	3.5			TAV-7 TTV-7	6½
25R07 25R30	350-0-350	L 55 C 30	5	2	6.3 CT	2			TAV-5 TTV-5	3¼
25R08 25R31	375-0-375	L210 C120	5	3	6.3 CT	4			TAV-8 TTV-8	9½
25R09 25R32	370-0-370	L260 C150	5	3	6.3 CT	4	6.3 CT	1	TAV-8 TTV-8	11½
25R10 25R33	385-0-385	L350 C200	5	3	6.3 CT	4.5	6.3 CT	1	TAV-8 TTV-8	12
25R11 25R34	400-80-0- 80-400	L430 C250	5	6	6.3 CT	7	5.0	2	TAV-9 TTV-9	15
25R12 25R35	425-0-425	L 70 C 40	5	2	6.3 CT	3			TAV-6 TTV-6	4½
25R13 25R36	440-0-440	L 85 C 50	5	2	6.3 CT	3			TAV-7 TTV-7	6
25R14	440-0-440	L285 C165	5	3	6.3 6.3	7.5 0.6	6.3 6.3	3 3	TTV-8	12
25R15	450-0-450	L350 C200	5	2	6.3 6.3	4 4	6.3	0.6	TTV-8	12
25R16 25R37	450-0-450	L105 C 60	5	2	6.3 CT	3.4			TAV-7 TTV-7	6½
25R17 25R38	500-0-500	L120 C 70	5	3	6.3 CT	4			TAV-8 TTV-8	9½
25R18 25R39	510-0-510	L150 C 85	5	3	6.3 CT	4	6.3 CT	1	TAV-8 TTV-8	11½
25R19 25R40	520-0-520	L200 C115	5	3	6.3 CT	4.5	6.3 CT	1	TAV-8 TTV-8	12¼
25R20 25R41	550-370-75-0- 75-370-550	L300 C170	5	6	6.3 CT	5	6.3 CT	1	TAV-9 TTV-9	17½

* L for Choke Input filter, C for Capacitor Input filter.

Bias Transformers

COMBINATION PLATE AND FILAMENT SUPPLY **PRIMARY: 50/60 CYCLES**

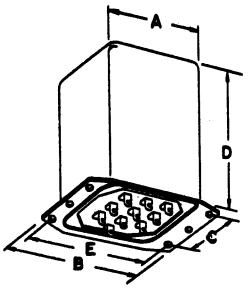

TTV

Part No.	Primary	Plate Supply		Rectifier Filament		Mtg. Type	Wt. Lbs.
	Volts	Volts	M.A.D.C.	Volts	Amps		
25R21 25R42	115	180-160-140-120-0 120-140-160-180	150	5.0	3.0	TAV-6 TTV-6	5
25R22 25R43	230	180-160-140-120-0 120-140-160-180	150	5.0	3.0	TAV-6 TTV-6	5

	TAV TTV 5	TAV TTV 6	TAV TTV 7	TAV TTV 8	TAV TTV 9
A	2⅞	3¼	3 1/16	4 9/16	5 15/16
B	3½	4	4 7/16	5¼	5⅞
C	2	2¼	2¾	2½	3½
D	3 9/16	4	4 15/16	5 15/16	6 1/16
E	3⅛	3½	3⅞	4¾	5⅜

FILAMENTS AND CHOKES

Filament

PRIMARY 115-230 V. 50/60 CYCLES

For heating a variety of popular receiving and transmitting tubes. Solder-lug terminals are used where secondaries are rated under 6 amps.; screw type terminals are used where secondaries are rated over 6 amps. Numbers 25F57, 25F58, 25F59, 25F62, and 25F64 are designed for use with high voltage rectifier supply. On these units secondary terminals are insulated with ceramic bushings.

Part No.	Secondary		Test Volts Rms.	Mtg. Type	Wt. Lbs.
	Volts	Amps.			
25F56	2.5 CT	5.25	3500	TTV-4	2
25F57	2.5 CT	10	5000	TTV-5	3
25F58	2.5 CT	10	9000	TTV-6	4
25F59	2.5 CT	15	9000	TTV-7	6
25F60	5.0 CT	4.0	2500	TTV-4	2¼
25F61	5.0 CT	10	2500	TTV-5	3½
25F62	5.0 CT	10	10000	TTV-7	6
25F63	5.0 CT	20	2500	TTV-7	6½
25F64	5.0 CT	20	10000	TTV-8	13
25F65	5.0 CT	30	2500	TTV-8	10½
25F66	5.0 CT	30	2500	TSV-8	10½
25F67	6.3 CT	1.5	2500	TTV-3	1
25F68	6.3 CT	3	2500	TTV-4	2
25F69	6.3 CT	5.5	2500	TTV-5	3
25F70	6.3 CT	10	2500	TTV-6	5
25F71	7.5 CT	5.0	2500	TTV-5	3¼
25F72	7.5 CT	12	2500	TTV-7	6½
25F73	10 CT	4.0	2500	TTV-5	3¼
25F74	10 CT	6.5	2500	TTV-6	5
25F75	10 CT	10	2500	TTV-7	6½

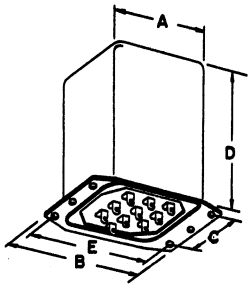

TTV

	TAV TTV 3	TAV TTV 4	TAV TTV 5
A	2¼	2½	2⅞
B	2 11/16	3	3½
C	1½	1¾	2
D	2⅞	3 5/16	3 9/16
E	2⅜	2 11/16	3⅛

	TAV TTV 6	TAV TTV 7	TAV TTV 8
A	3¼	3 11/16	4 9/16
B	4	4 7/16	5¼
C	2¼	2¾	2½
D	4	4 5/16	5 5/16
E	3½	3⅞	4¾

Chokes

Designed for highest inductance at given current ratings in the smallest possible size. Mounting types and current ratings match the power transformer shown on preceding page.

Part No.	Inductance Rating		Resistance in Ohms	Test Volts Rms.	Mtg. Type	Wt. Lbs.
	Henrys	M.A.D.C.				
25C25 25C49	15	40	475	2500	TAV-3 TTV-3	1½
25C26 25C50	10	55	230	2500	TAV-3 TTV-3	1¾
25C27 25C51	15	55	420	2500	TAV-3 TTV-3	2
25C28 25C52	10	85	175	2500	TAV-4 TTV-4	2½
25C29 25C53	15	85	285	2500	TAV-4 TTV-4	2¾
25C30 25C54	8	105	100	2500	TAV-5 TTV-5	3¾
25C31 25C55	12	105	170	2500	TAV-5 TTV-5	4
25C32 25C56	8	150	100	2500	TAV-6 TTV-6	5¼
25C33 25C57	12	150	150	2500	TAV-6 TTV-6	5½
25C34 25C58	8	200	85	2500	TAV-7 TTV-7	7
25C35 25C59	12	200	140	2500	TAV-7 TTV-7	7
25C36 25C60	8	250	90	2500	TAV-8 TTV-8	10½
25C37 25C43	8	300	60	3500	TAV-8 TTV-8	12½

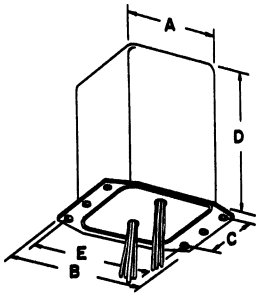

TAV

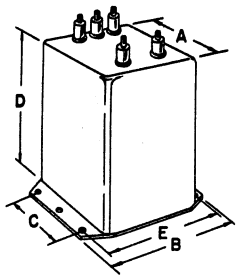

TSV

	A	B	C	D	E
TSV 8	4 9/16	5¼	2½	5 5/16	4¾

AUDIO TRANSFORMERS COVERING THE FULL FREQUENCY RANGE

Input

Frequency response is within ½ decibel from 20 to 20,000 cycles. Stray magnetic fields are neutralized by hum-bucking coil and core construction. Internal cases and special alloy shielding practically eliminates hum pickup.

Part No.	Application	Impedances Primary-Secondary	Operating Level§	Hum Reduction	Mtg. Type	Wt. Lbs.
25A01	Line to Single or Push-Pull Grids	*Pri. 600/150 ohms CT *Sec: 50,000 ohms CT	+15 dbm.	—70 db.	UTV-3	1½
25A02	Line to Single or Push-Pull Grids	*Pri. 600/150 ohms CT *Sec: 50,000 ohms CT	+15 dbm.	—90 db.	UTV-3	1½
25A03	Line bridging to Push-Pull Grids	*Pri: 8000/6000 ohms CT *Sec: 50,000 ohms CT	+15 dbm.	—70 db.	UTV-3	1½
25A04	Line to Line	Pri: 600/150 ohms CT Sec. 600/150 ohms CT	+15 dbm.	—70 db.	UTV-3	1½
25A05	Line to Line	*Pri. 600/150 ohms CT *Sec. 600/150 ohms CT	+30 dbm.	—90 db.	UTV-5	3¼
25A06	Interstage—P-P Pl. to Sgl. or P-P Grids	*Pri: 20,000 ohms CT *Sec: 50,000 ohms CT	+15 dbm.	—70 db.	UTV-3	1½
25A07	Low Imped. Mike Pickup, or Multiple Line to Grid	Pri: 50/150/250/600 *Sec: 50,000 ohms CT	+15 dbm.	—70 db.	UTV-3	1½

* Split and Balanced Windings.
§ 0 dbm. Reference Level—1 Milliwatt.

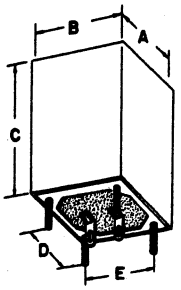

UTV

Output

Average frequency response is within ½ decibel from 30 to 20,000 cycles.

These transformers are encased in steel to protect them from adverse effects of moisture or other climate conditions. They are small, and have been designed for use where chassis space is at a premium. Impedance ratings match the recommendations of RETMA and most leading manufacturers of hi fidelity speakers.

Part No.	Application	Impedances Primary-Secondary	Operating Level #	Output Tubes	Mtg. Type	Wt. Lbs.
25S23	Single Plate to Line	†Pri: 15,000 ohms *Sec: 600/150 ohms CT	+15 dbm. (31 mw)	6C4's or equiv.	UTV-3	2¼
25S24	Push-Pull Plates to Line	*Pri: 20,000 ohms CT *Sec: 600/150 ohms CT	+30 dbm. (1 watt)	6C5's or equiv.	UTV-5	3
25S25	P-P Plates to Line or Voice Coil	*Pri: 10,000 ohms CT *Sec: 600/16/8 ohms CT and 150/4 ohms	+37 dbm. (5 watts)	6V6's or equiv.	UTV-5	4
25S26	Push-Pull Plates to Voice Coil	Pri: 7,500 ohms CT Sec: 8/20 ohms	+43 dbm. (20 watts)	6L6's or equiv.	UTV-6	5¾
25S27	P-P Plates to Line or Voice Coil	*Pri: 5000/3000 ohms CT *Sec. 600/16/8 ohms CT and 150/4 ohms	+42 dbm. (15 watts)	6B4G's or equiv.	UTV-6	6
25S28	P-P Low Level Plates to Line	Pri: 20,000 ohms CT *Sec. 600/150 ohms CT	+15 dbm. (31 mw)	6C5's or equiv.	UTV-3	1½
25S29	P-P Plates to Line or Voice Coil	*Pri. 3000/2500 ohms CT *Sec. 600/16/8 ohms CT and 150/4 ohms	+46 dbm. (40 watts)	3C33, 807's WE300's 6AR6's	UTV-8	9½
25S30	P-P Plates to Line or Voice Coil	Pri: 10,000 ohms CT Sec: 600/16/8 ohms	+40 dbm. (10 watts)	807's	UTV-6	9
25S31	P-P Plates to Voice Coil	§Pri: 10,000 ohms Sec: 4/8/16 ohms	+43 dbm. (20 watts)	5881's 807's	UTV6	7

§ Has screen grid taps for extended power.
* Split and balanced windings.
† 0 to 10 M.A.D.C.
\# 0 dbm. reference level = 1 milliwatt.

CASE DIMENSIONS

	UTV 3	UTV 4	UTV 5	UTV 6	UTV 7	UTV 8
A	2 1/16	2¾	3 1/16	3 9/16	3 15/16	4 5/16
B	2 1/16	2⅝	2⅝	3 1/16	3⅝	3 11/16
C	3⅛	3 13/16	4¼	4⅞	5¼	15 9/16
D	1 9/16	1 13/16	2	2⅝	2⅝	3 5/16
E	1⅝	1 11/16	1⅞	2⅛	2⅝	2 11/16
STUD SIZE	6/32 × 3/8	6/32 × 3/8	8/32 × 3/8	8/32 × 3/8	10/32 × 1/2	10/32 × 1/2

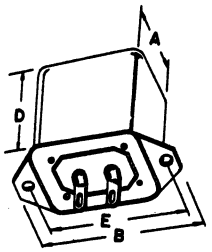

TTV-1

TTV-1

A	B	D	E
1½	2⅝	1¾	2

High Q Chokes

FOR DYNAMIC NOISE SUPPRESSOR CIRCUITS

These High Q Chokes were primarily designed for use in Dynamic Noise Suppressor Circuits, but these components may also be used effectively in any tuned circuit requiring the given inductances. Rated inductances are accurate within 5%, with up to 15 M.A.D.C. Minimum Q is 20.

Part No.	Inductance	Mtg. Type	Wt. Lbs.
25C38	.8 Henrys	TTV-1	½
25C39	2.4 Henrys	TTV-1	½

AUDIO TRANSFORMERS COVERING THE FULL FREQUENCY RANGE

Frequency response is plus or minus 1 db from 20 to 20,000 cycles. Hum pickup, harmonic and intermodulation distortion have been practically eliminated. Units mount flush by means of 4 mounting studs. Stud-type terminals are plainly marked.

Mounting: The mounting type for all of the units listed below is the UTV type shown at the side of this page. The dimensions for all the units, except 25A14, are as follows: $3\frac{1}{16}$" x $2\frac{5}{16}$" x $3\frac{1}{16}$" high, with mounting dimensions of $2\frac{29}{32}$" x $1\frac{29}{32}$".

The case dimensions for 25A14 are $3\frac{15}{16}$" x $3\frac{5}{16}$" x $4\frac{1}{16}$" high, with mounting dimensions of 3" x $2\frac{7}{16}$".

Input

Part No.	Application	Primary Imp/Ohms	Secondary Imp/Ohms	Max. Level‡	Hum-Pickup Reduction¶
25A08	Low Imp. Mike, Pickup or Line to Grid	50, 125/150, 200, 250 333, 500/600	60,000*	15 dbm.	—74 db
25A09	Low Imp. Mike or Line to Grid	50, 125/150, 200, 250 333, 500/600	50,000*	14 dbm.	—92 db
25A10	Low Imp. Mike, Pickup or Line to P.P. Grids	50, 125/150, 200, 250 333, 500/600	120,000*	15 dbm.	—74 db
25A11	Low Imp. Mike, Pickup or Line to P.P. Grids	50, 125/150, 200, 250 333, 500/600	80,000*	14 dbm.	—92 db

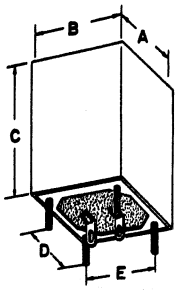

UTV

Interstage

Part No.	Application	Primary Imp/Ohms	Secondary Imp/Ohms	Turn Ratio	Max. Level‡	Hum-Pickup Reduction¶
25A12§	Sgl. Pl. to P.P. Grids—	15,000	95,000*	2.5:1	17 dbm.	—50 db
25A13§	Single Plate to P.P. Grids	15,000*	135,000*	3:1	14 dbm.	—74 db
25A14	P.P. Plates to P.P. Grids	30,000 Plate to Plate*	80,000*	1.6:1	26 dbm.	—50 db

Mixing

Part No.	Application	Primary Imp/Ohms	Secondary Imp/Ohms	Max. Level‡	Hum-Pickup Reduction¶
25A15	Low Imp. Mixer, Mike Pickup, or Line to Line	50, 125/150, 200, 250 333, 500/600	50, 125/150, 200, 250, 333, 500/600	17 dbm.	—74 db

AUDIO TRANSFORMERS COVERING THE FULL FREQUENCY RANGE

These units have a frequency response of plus or minus 2 db from 30 to 20,000 cycles; except 25A17 and 25S34, which are plus or minus 2 db. from 50 to 20,000 cycles. Steel encased with phenolic terminal board, and tapped corner inserts for flush mounting. Mounting type UTV with lugs and mounting inserts.

25A17 has been constructed with multiple alloy shields for extremely low hum pickup.

Mounting: All units have been constructed in a case $1\frac{1}{2}$" x $1\frac{1}{2}$" x 2" high.

Input

Part No.	Application	Primary Impedance	Secondary Impedance
25A16	Low Imp. Mike, Pickup or Line to Grid	50, 125/150, 200, 250, 333, 500/600	50,000
25A17	Low Imp. Mike, Pickup or Line to Grid	50, 200, 500	50,000
25A18	Low Imp. Mike, Pickup or L, to Sgl. or PP Grids	50, 125/150, 200, 250, 333, 500/600	80,000 overall*
25A19	Dynamic Microphone to 1 or 2 Grids	30	50,000 overall*

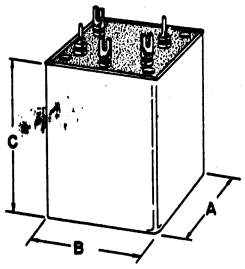

UTV
with lugs and mounting inserts

Interstage

Part No.	Application	Primary Impedance	Secondary Impedance	Turns Ratio
25A20§	Single Plate to Single Grid	15,000	60,000	2:1
25A21§	Sgl. Pl. to 2 Grids, Can use split pri. for P.P.Pl.	15,000	80,000 overall	2.3:1

Low Level Output

Part No.	Application	Primary Impedance	Secondary Impedance
25S32§	Single Plate to Line	15,000	50, 125/150, 200, 250, 333, 500/600
25S33	P.P. Low Level Plates to Line	30,000 Plate to Plate	50, 125/150, 200, 250, 333, 500/600
25S34§	Single Plate to Multiple Line	15,000	50, 125/150, 200, 250, 333, 500/600

Mixing

No. Part	Application	Primary Impedance in Ohms	Secondary Impedance in Ohms
25A22	Low Imp. Mixer, Mike Pickup, or Line to Line	50, 125/150, 200 , 250, 333, 500/600	50, 125/150, 200, 250, 333, 500/600

* overall split winding.
§ Use shunt plate feed to keep D.C. out of primary winding.
¶ Compared with uncased unit.
‡ Odbm reference level = 1 milliwatt.

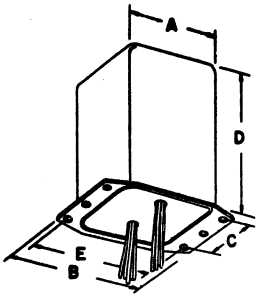

TAV

	TAV TTV 4	TAV TTV 6	TAV TAV 7	TTV TTV 8
A	2½	3¼	3 11/16	4 9/16
B	3	4	4 7/16	5¼
C	1¾	2¼	2¾	2½
D	3 5/16	4	4 5/16	5 5/16
E	2 11/16	3½	3⅞	4¾

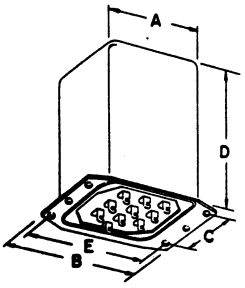

TTV

AUDIO TRANSFORMERS COVERING THE PUBLIC ADDRESS FREQUENCY RANGE—50 TO 10,000 CYCLES

Driver Transformers

Part No.	Typical Driver Tubes	Primary Impedance	Primary M.A.D.C.	Turns Ratio Pri: ½ Sec.	Mtg. Type	Wt. Lbs.
25D49 25D55	P-P 6N7's, 6A6's 6J5's, 6C4's, etc.	20,000 ohms CT	10 MA.	3:1	TAV-4 TTV-4	2¼
25D50 25D56	P-P, 6N7's, 6A6's 6J5's, 6C4's, etc.	20,000 ohms CT	25 MA.	3:1	TAV-4 TTV-4	2¼
25D51 25D57	P-P 6B4G's, 45's 2A3's, 6L6's, etc.	5,000/10,000 ohms CT	100 MA.	5:1	TAV-6 TTV-6	4½

Output Transformers

Part No.	Typical Output Tubes	Class	Impedances Primary-Secondary	Primary M.A.D.C.	Power Level	Mtg. Type	Wt. Lbs.
25S35 25S40	P-P 6B4G's, 6L6's	A_1 AB	Pri: 5,000 ohms CT Sec: 600/150/ *16/8/4 ohms	120 MA.	20 watts	TAV-7 TTV-7	6½
25S36 25S41	P-P 6V6's, 6F6's P-P 6K6's	AB AB_1	Pri: 10,000 ohms CT Sec: 600/150/ *16/8/4 ohms	200 MA.	15 watts	TAV-6 TTV-6	5
25S37 25S42	P-P 6L6's P-P Parallel 6V6's	B AB_2†	Pri: 6,000 ohms CT Sec: 600/150/ *16/8/4 ohms	250 MA.	30 watts	TAV-8 TTV-8	9

* Has tertiary winding to provide 10% inverse feedback.

† For low distortion, use fixed bias.

Typical Frequency Response Curves

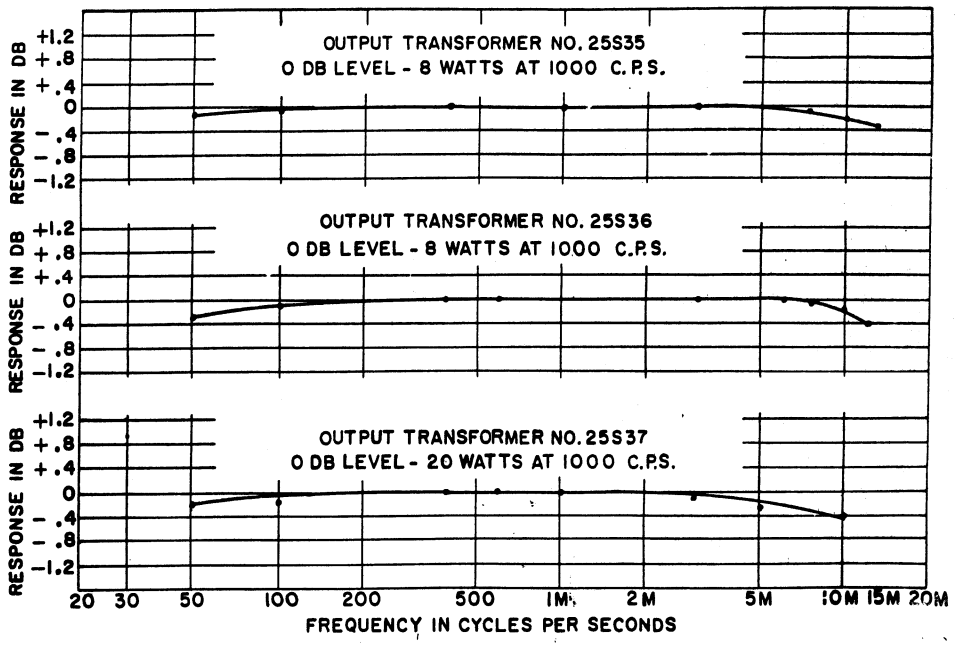

COMMUNICATIONS RANGE AUDIO TRANSFORMERS
FREQUENCY RESPONSE, 200 TO 3,500 CYCLES

These components are designed for use in aircraft, police, railroad, amateur, and similar receiving and transmitting equipment. Frequency response is within 1 decibel from 200 to 3,500 cycles. These units, except for the 25M77, are completely encased in steel, and are ideal for outdoor fixed or mobile use.

Input

Part No.	Application	Impedances Primary-Secondary	Case Type	Wt. Lbs.
25A23 25A25	Low Level Line to Single or P-PGrids	Pri: 600/150 ohms CT *Sec. 100,000 ohms CT	TAV-1 TTV-1	.75
25A24 25A26	Low Level SB or DB Microphone to Sgl. or P-P Grids	Pri: 125/50 ohms, 80 MA. Sec: 125,000 ohms CT	TAV-1 TTV-1	.75

Driver

Part No.	Application	Primary Impedance	Primary MADC	Turns Ratio Pri: ½ Sec.	Case Type	Wt. Lbs.
25D52 25D58	P-P 2A3's, 6B4G's 807's to P-P Grids	5000 ohms CT	100 MA.	3:1	TAV-5 TTV-5	3½

Modulation

Part No.	Typical Mod. Tubes	Impedances Primary-Secondary	M.A.D.C. Pri.	M.A.D.C. Sec.	Power Level	Case Type	Wt. Lbs.
25M76	203A's, 805's 75TL's, 203Z's	Pri: 9000/6700 ohms CT Sec: 8000/6000/4000 ohms	350	350	250-350 watts	TYV-10	22
25M77	810's, 822's, 4-250A's, etc.	Pri: 18,000/12,000 ohms CT Sec: 6,250 ohms	500	500	500-700 watts	PUH	43

Output

Part No.	Typical Output Tubes	Class	Impedances Primary-Secondary	Primary MADC	Power Level	Case Type	Wt. Lbs.
25S38 25S43	Sgl. 6F6, 6V6 25A6, etc	A	Pri: 5,000 ohms Sec: 600/150/ 16/8/4 ohms	55 MA.	5 watts	TAV-4 TTV-4	2¼
25S39 25S44	Sgl. 6L6, 6V6 6N6, 6K6, 7B5	A	Pri: 8,000 ohms Sec: 600/150/ 16/8/4 ohms	55 MA.	5 watts	TAV-4 TTV-4	2¼

* Split and balanced winding.

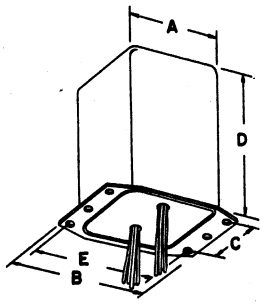

TAV

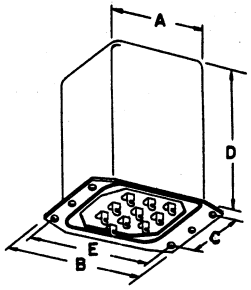

TTV
TYV
(TYV SAME AS TTV BUT WITH BUSHINGS)

	TAV TTV 4	TAV TTV 5	TYV 10
A	2½	2⅞	6⅛
B	3	3½	6½
C	1¾	2	4¼
D	$3\frac{5}{16}$	$3\frac{9}{16}$	$7\frac{1}{16}$
E	$2\frac{11}{16}$	3⅛	6

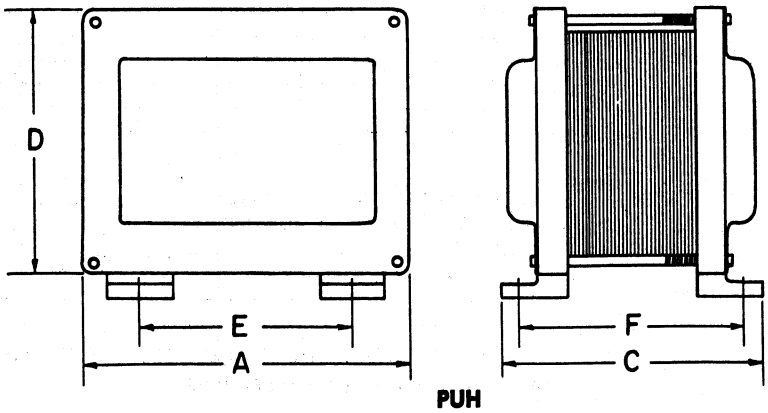

PUH

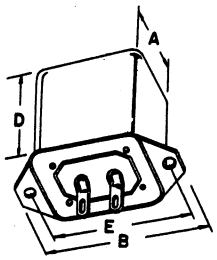

TAV-1
TTV-1

A	B	D	E
1½	2⅜	1¾	2

COMMUNICATION AND INDUSTRIAL LARGE CAPACITY FULL FREQUENCY RANGE TRANSFORMERS

Designed primarily for use by broadcast stations. These matched sets of driver and modulation transformers have a frequency response within 1 decibel from 30 to 15,000 cycles per second. Distortion is negligible. The specially designed modulation reactors shown below match the drivers and modulation transformers, and all are conservatively designed and quality constructed to provide the optimum in operation.

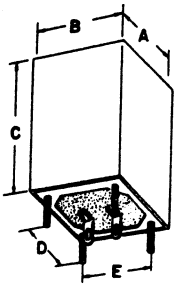

UTV

UTV-7	
A	3 15/16
B	3 3/8
C	5 1/4
D	2 5/8
E	2 3/8

Driver

Part No.	Recommended Application		Ratio Pri: ½ Sec.	Mtg. Type	Wt. Lbs.
	In:	Tubes			
25D53	250-watt transmitter	From two 2A3's, 6B4's, or similar P-P plates to Class B 838's, 805's 203A's	3.5:1	UTV-7	6½
25D54	1-KW transmitter	From four 2A3's, 6B4's, or similar P-P plates to two 833A's or similar P-P grids	3:1	TSV-9	12¼

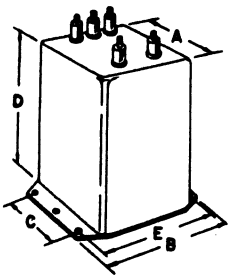

TSV

	TSV-9	10	11
A	5 5/16	6 1/8	7 1/16
B	5 7/8	6 1/2	7 7/8
C	3 1/2	4 1/4	5
D	6 1/16	7 1/16	8
E	5 3/8	6	7

Modulation

Part No.	Recommended Application			Impedances (Pri. Plate to Plate)	Mtg. Type	Wt. Lbs.
	In:	With:	Mod. Tubes			
25M78	250-watt transmitter	Driver Transformer 25D53	203-A, 838, 805, etc.	Pri: 7,500 ohms CT Sec: 5,000 ohms	TSV-10	25
25M79	500-watt transmitter	Class C Amplifier	833-A, etc.	Pri: 11,000 ohms CT Sec. 5,500 ohms	PUV	105
25M80	1-KW transmitter	Driver Transformer 25D54	833-A, etc.	Pri: 9,000 ohms CT Sec: 7,500 ohms	PUH	175

Modulation Chokes

Part No.	Recommended Application		Inductance Rating		Mtg. Type	Wt. Lbs.
	In:	With:	Henrys	M.A.D.C.		
25C40	250-watt Xmitter	Mod. Transformer 25M78	65	250	TSV-11	41
25C41	500 watt	Mod. Transformer 25M79	50	400	PUV	73
25C42	1-KW transmitter	Mod. Transformer 25M80	100	500	PUH	165

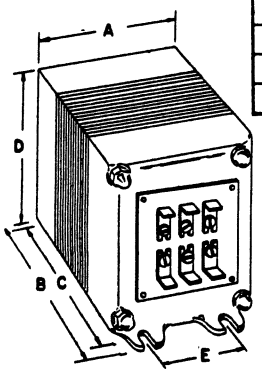

PUV

	PUV-4	4A
A	7 7/16	7 7/16
B	11 ½	8 ½
C	10 11/16	7 13/16
D	9 5/8	9 5/8
E	4 5/32	4 5/32

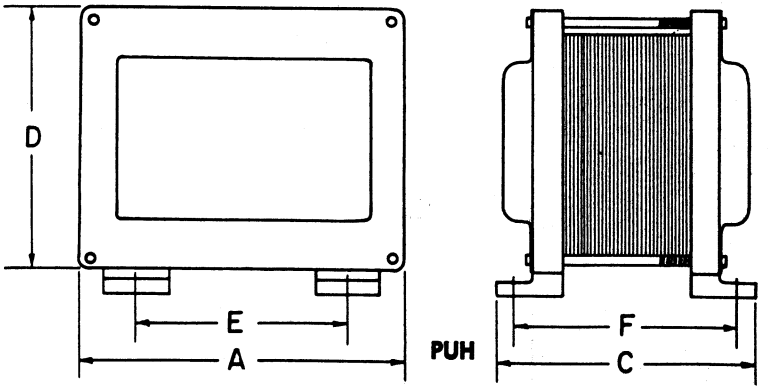

	A	C	D	E	F
25C42	11½	10 1/4	10½	7½	8 1/4
25M80	11½	10 3/8	12 3/4	7½	11 13/16

PLATE TRANSFORMERS AND MATCHING REACTORS

These plate transformers have a multitude of applications, including induction heating, electronic control equipment, commercial and amateur transmission. They are conservatively designed and rated, and are amply insulated to provide the ultimate in reliability. Temperature rise is 40 to 50° C at full load, CCS duty. Under ICAS conditions, the duty cycle is 15 minutes on, and 15 minutes off, with the 40 to 50° C temperature rise.

Plate

PRIMARY 115/230 VOLTS, 50/60 CYCLES

Part No.	Primary VA	Secondary A.C. Load Volts	D.C. Volts After Filter	M.A.D.C. CCS	M.A.D.C. ICAS	Mtg. Type	Wt. Lbs.
25P82	185	675-575-0-575-675	500 400	250	325	TTV-8	12
25P83	250	900-735-0 735-900	750 600	250	325	TTV-8	13½
25P84	310	1150-870-0 870-1150	1000 750	250	350	PUH-1	37
25P65	360	1425-0-1425 600-0-600	1250 450	150 200	200 260	TTV-9	26
25P86	550	1710-1430-0 1430-1710	1500 1250	300	425	PUH-4	43
25P87	915	2820-2260-0 2260-2820	2500 2000	300	425	PUH-5	71
25P88	1600	2900-2320-0 2320-2900	2600 2100	500	700	PUV	95
25P89	1850	3450-2850-0 2850-3450	3000 2500	500	700	PUH-6	137
25P90	3050	4600-4060-3400 0-3400-4050-4600	4000 3500 3000	600	800	PUH-8	150

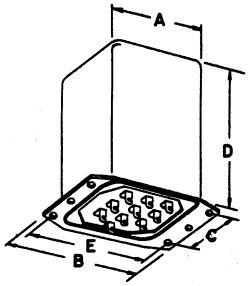

TTV
TYV

	A	B	C	D	E
TTV-8 TYV-8	4 9/16	5¼	2½	5 5/16	4¾
TTV-9 TYV-9	5 5/16	5⅞	3½	6 1/16	5⅜
TTV-10 TYV-10	6⅛	6½	4¼	7 1/16	6

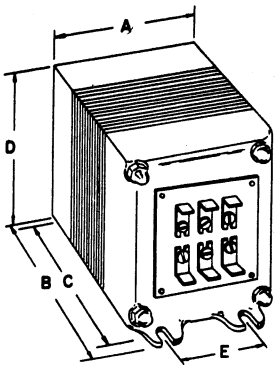

PUV

	A	B	C	D	E
25P88	7 9/16	10½	9 13/16	9⅝	4 9/32

Chokes

Part No.	Inductance Ratings Henrys	Inductance Ratings M.A.D.C.	Resistance in Ohms	Test Volts Rms.	Mtg. Type	Wt. Lbs.
25C44	6	700	35	10,000	PUH-2	35
25C45	10	500	40	9,000	PUH-3	35
25C46	6	500	35	9,000	PUH-1	35
25C47	10	300	40	7,500	TYV-10	22
25C48	6	300	35	7,500	TYV-9	16½

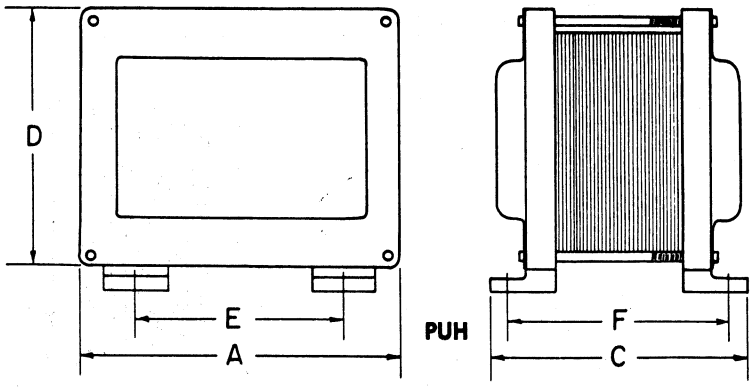

	PUH-1	PUH-2	PUH-3	PUH-4	PUH-5	PUH-6	PUH-7	PUH-8
A	7½	7½	7½	7½	8⅞	11½	11½	13 13/16
C	6 5/16	6⅞	7⅛	7½	8¼	10¼	13 13/16	10⅜
D	7	7	7	7	8½	10½	10½	12¾
E	4¾	4¾	4¾	4¾	5½	7½	7½	9
F	5½	5 5/16	6¼	6 11/16	6	8¼	11 13/16	8⅞

Geophysical Transformers

This line of Geophysical Transformers has been designed to perform in geophysical recording equipment and other low frequency instrumentation with the maximum protection against physical and climatic hazards. Geophysical Transformers must be small in size - must have an extra high shielding factor - and must have an extremely low frequency response; all these factors are available in these Geophysical Transformers.

These Transformers are designed and built to meet all the specifications of MIL-T-27A.

Specifications

FREQUENCY RESPONSE: A frequency range of 5 to 2000 cycles ± 0 db has been maintained with almost all of these Geophysical Transformers. The 3 db point in many applications has been set at one cycle per second or lower, while the high frequency response has been intentionally set to be - 3 db at 8,000 to 10,000 cycles per second.

INDUCTANCE TOLERANCE: A tolerance of ± 5% is maintained over all production runs; however, individual shipments may be within ± 2% of rated inductance. Output Transformers and Reactors are checked at 100 Millivolts. Input and Interstage Transformers are checked at 10 Millivolts.

RESISTANCE: Since insertion losses must be as low as possible these Geophysical Transformers have been designed to provide the lowest possible D.C. Resistance consistant with size.

STATIC SHIELDING: All input and interstage Geophysical Transformers have a Faraday electro-static shield.

IMPREGNATION: Only the highest quality impregnating and potting materials are used in the construction of these units. They are firstadjusted then baked, vacuum impregnated and then baked again. After cooling, the units are checked for inductance and then encased, preheated and compound filled; after which the units are again electrically tested.

FINISH: These Geophysical Transformers are finished in the very highest quality of grey enamel.

MARKING: Each transformer is permanently marked with its rating and part number.

Available Shielding

The GEO series transformers are cased in drawn mumetal cases which have been dry hydrogen annealed after drawing. These cases provide the highest permeability and thus the highest shielding factor possible with a single case. By interleaving (or nesting) mumetal and copper cases the shielding is increased many times; humbucking core and coil construction provides an additional shielding of 45 db.

SHIELDING SPECIFICATIONS

The following chart gives the shielding (in the most effective plane) for various combinations of cases

Total Number of Cases	Number of Mumetal Cases	Number of Copper Cases	Humbucking Core and Coil	Shielding in db
1	1			45
1	1		Yes	90
3	2	1		70
3	2	1	Yes	115
5	3	2		95
5	3	2	Yes	135

Input

ALL UNITS HAVE HUMBUCKING CORE AND COIL CONSTRUCTION

Part No.	Impedance in Ohms		Primary Inductance	D.C. Resistance		Turns Ratio	Case Type	Weight in Oz.
	Primary	Secondary		Primary	Secondary			
GEO-1	200£ 125*-67½£ 500£333-233 50*-17*	157000£ CT	8.7 h.	50	10400	1:17.7	3	5¼
GEO-2■	500£333-233 200£ 125*-67½£ 50*-17*	157000£ or 39250*	8.7 h.	50	10400	1:17.7	5	11½
GEO-3	60£44-30£-25 15*-7½*-5£ 1.25	157000£ CT	.9 h.	9	10400	1:51	4	5¼
GEO-4■	60£44-30£-25 15*-7½*-5£ 1.25	157000£ or 39250	.9 h.	9	10400	1:51	5	11½
GEO-5	1000£-666-466 400£-250*-135£ 100*-34	137000£ or 34250*	55 h.	225	15500	1:11.75	4	7¾
GEO-6	500£333-233 200£ 125*-67½£ 50*-17*	315000£ or 78750*	11.5 h.	58	16200	1:25	4	7¾
GEO-7■	500£333-233 200£ 125*-67½£ 50*-17*	315000£ or 78750*	11.5 h.	58	16200	1:25	6	1 lb.
GEO-8	500£333-233 200£ 125*-67½£ 50*-17*	712000£ or 178000*	8 h.	72	20000	1:37.7	4	7¾
GEO-9■	500£333-233 200£ 125*-67½£ 50*-17*	712000£ or 178000*	8 h.	72	20000	1:37.7	6	1 lb.
GEO-10	500£ or 125*	50000£ CT	10.h.	150	20000	1:10	3	5¼
GEO-11	500£333-233 200£ 125*-67½£ 50*-17*	450000£ CT	6.8 h.	54	12500	1:30	3	5¼
GEO-12■	500£ CT	200000£ CT	12 h.	80	9800	1:20	6	1 lb.
GEO-13	500£ or 125*	50000£ CT	10 h.	200	36000	1:10	4	7¾
GEO-14★	200£ or 50*	442000£ CT	4 h.	17	26000	1:47	4	8

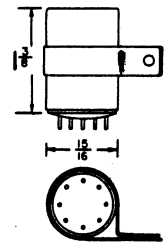

Case Type No. 1

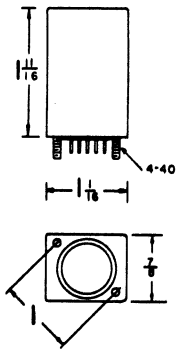

Case Type No. 2

Case Type No. 2A
same as No. 2 except 2A is 1 13/16" high

Input

MINIATURE AND SUB MINIATURE
ALL UNITS HAVE HUMBUCKING CORE AND COIL CONSTRUCTION

Part No.	Impedance in Ohms		Primary Inductance	D.C. Resistance		Turns Ratio	Case Type	Wgt. in Oz.
	Primary	Secondary		Primary	Secondary			
GEO-15	500£-333-233 200£ 125*-67½£ 50*-17*	145000£ CT	8.8 h.	100	10000	1:17	2	3.2
GEO-16	500*-125*	145000£ CT	8.8 h.	100	10000	1:17	2	3.2
GEO-17	500£-125*	145000£ CT	3 h	106	5860	1:17	1	1.5
GEO-18	500£-125*	60000£ CT	7 h.	140	5600	1:11	1	1.5
GEO-19	500£-125*	36000£ CT	10.5 h.	320	5300	1:8.5	1	1.5
GEO-20	500£-125*	114000£ CT	5.2 h.	210	6200	1:15.1	1	1.5
GEO-21	500£-125*	157000£ CT	8 h.	100	9500	1:17.7	2	3.2

£ Balanced, Two Windings
* Balanced, Parallel Windings
★ Constructed with 3 interleaved cases
■ Constructed with 5 interleaved cases

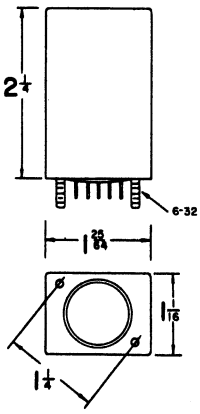

Case Type No. 3

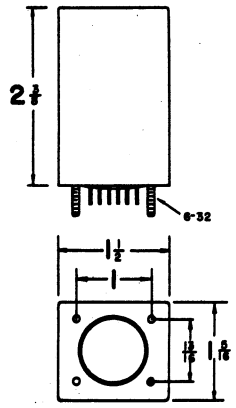

Case Type No. 4

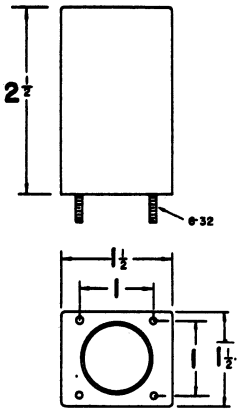

Case Type No. 5

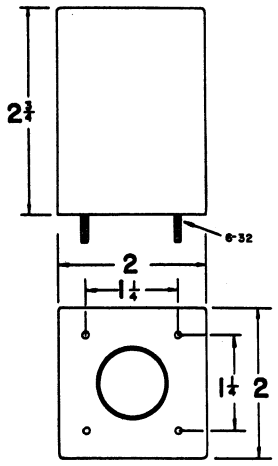

Case Type No. 6

Interstage

ALL UNITS HAVE HUMBUCKING CORE AND COIL CONSTRUCTION

Part No.	Impedance in Ohms		Primary Inductance	D.C. Resistance		Turns Ratio	Case Type	Wgt. In Oz.
	Primary	Secondary		Primary	Secondary			
GEO-22	10000£ or 2500*	100000£ or 25000*	350 h.	1540	10000	1:3.16	3	5¼
GEO-23■	10000£ or 2500*	100000£ or 25000*	350 h.	1540	10000	1:3.16	5	11½
GEO-24	10000£ or 2500*	9000£ or 25000*	725 h.	2100	14000	1:3	4	7¾
GEO-25■	10000£ or 2500*	9000£ or 22500*	725 h.	2100	14000	1:3	6	1 lb.
GEO-26	10000£ or 2500*	483000£ or 120700*	230 h.	1100	17000	1:7	4	7¾

Interstage

MINIATURE AND SUB MINIATURE
ALL UNITS HAVE HUMBUCKING CORE AND COIL CONSTRUCTION

GEO-27•	10000£ or 2500*	22500* or 5625*	135 h.	1600	2350	1:1.5	2	2¾
GEO-28•	10000£ or 2500*	250£ or 62½*	18 h.	165	40	2:1	2	2¾
GEO-29	10000£ or 2500*	75000£ or 18750*	300 h	2500	8500	1:2.75	2	3.2
GEO-30	10000£ or 2500*	75000£ CT	80 h.	1700	5400	1:2.72	1	1.5
GEO-31	10000£ or 2500*	22500£ CT	160 h.	2600	3900	1:1.5	1	1.5
GEO-32	10000£ or 2500*	90000£ CT	285 h.	2600	9500	1:3	2	3.2
GEO-33	10000£ or 2500*	22500* CT	375 h.	2000	3650	1:1.5	2	3.2

Output

ALL UNITS HAVE HUMBUCKING CORE AND COIL CONSTRUCTION

Part No.	Impedance in Ohms		Primary Inductance	D.C. Resistance		Turns Ratio	Case Type	Wgt. In Oz.
	Primary	Secondary		Primary	Secondary			
GEO-34	15000£ or 3750*	500£-125*	915 h.	2600	80	5.5:1	3	5¼
GEO-35	15000£ or 3750*	500£-125* Hi Level	65 h.	2600	80	5.5:1	3	5½
GEO-36	20000£ or 5000*	16£-12-8£-6½ 4*-2*-1-1½£-.35*	1750 h.	4000	3.2	35.5:1	4	7¾
GEO-37	16000£ or 4000*	500£-333-233 200£-125*-67½ 50*-17*	1600 h.	3500	100	5.65:1	4	7¾
GEO-38	16000£ or 4000*	500£-333-233 200£-125*-67½ 50*-17* Hi Level	94 h.	3500	100	5.65:1	4	8¼
GEO-39	20000£ or 5000*	60£-45-30£-24 15* 7½*-5£-1.3*	1750 h.	4000	12.5	18.25:1	4	7¾
GEO-40★	600*-150*	600*-150*	15 h. @ 1 Volt	36	52	1:1 or 2:1 or 1:2	4	7¾

Output

ALL UNITS HAVE HUMBUCKING CORE AND COIL CONSTRUCTION
MINIATURE AND SUB MINIATURE

GEO-41	18000 CT	500£-333-233 200£-125*-67½£ 50*-17*	280 h.	2500	137	6:1	2	2¾
GEO-42	500 or 125	500 or 125	3 h.	70	70	1:1	2	2¾
GEO-43	500 or 125	16 or 4	3 h.	72	3.9	5.6:1	2	2¾
GEO-44	15000£ CT	16£-12-8£-6½ 4*-2*-1½£-.35*	1000 h.	5000	4	30.5:1	2	3.2
GEO-45	15000£ CT	60£-45-30£-24 15*-7½*-5£-1.3*	1000 h.	5000	18	15.8:1	2	3.2
GEO-46	15000£ CT	16£ or 4*	400 h.	3800	7	30.6:1	1	1.5
GEO-47	15000£ CT	45£ or 11*	400 h.	3800	11	18.25:1	1	1.5
GEO-48	20000£ or 50000*	50£-25-12.5-3	1450 h.	4000	20	20:1	2	3.2

• Constructed with single coil.
★ Constructed with 3 interleaver cases.
£ Balanced, two windings.
* Balanced, parallel windings.
■ Constructed with 5 interleaved cases.

Geophysical

Output

FOR AUTOMATIC VOLUME CONTROL CIRCUITS
ALL UNITS HAVE HUMBUCKING CORE AND COIL CONSTRUCTION

Part No.	Impedance in Ohms		Primary Inductance	D.C. Resistance		Turns Ratio	Mtg. Type	Wgt. In Oz.
	Primary	Secondary		Primary	Secondary			
GEO-49	16000£ or 4000*	256000£ or 64000* and 150£ or 37½*	500 h.	1900	16000 32	1:4 10.3:1	4	7¾
GEO-50	15000£	240,000 £ CT and 140£ or 35*	300 h.	2100	12000 35	1:4 10.2:1	3	5¼

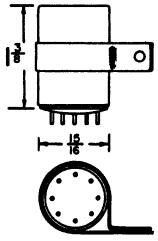

Case Type No. 1

Output

MINIATURE—FOR AUTOMATIC VOLUME CONTROL CIRCUITS
ALL UNITS HAVE HUMBUCKING CORE AND COIL CONSTRUCTION

Part No.	Impedance in Ohms		Primary Inductance	D.C. Resistance		Turns Ratio	Mfg. Type	Wgt. In Oz.
	Primary	Secondary		Primary	Secondary			
GEO-51	10000£ or 2500*	10000£ CT and 10000£	150 h.	700	1220 1440	1:1:1	2	3.2
GEO-52	15000£	240000£CT and 140£ or 35*	200 h.	2000	9800 55	1:4 10.3:1	2	3.2
GEO-53	15000£ CT	240000£ CT and 35	200 h.	2000	9800 13.5	1:4 20.6:1	2	3.2
GEO-54	20000£ CT	240000£ CT and 24£ CT	230 h.	2400	10000 5	1:3.46 28.8:1	2	3.2
GEO-55	15000£ CT	240000£ CT and 35*	230 h.	2400	11000 10	1:4 20.6:1	2	3.2

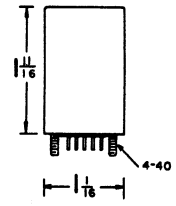

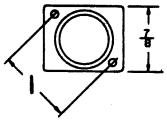

Case Type No. 2

Case Type 2A same as Case 2 except 2A is 1 13/16" high

Reactors

ALL UNITS HAVE HUMBUCKING CORE AND COIL CONSTRUCTION

Part No.	Inductance In Henrys	D.C. Resistance In Ohms	Low Percentage Taps	Mtg. Type	Wgt. In Oz.
GEO-56	1050£-800£ 550£-400£ 280£	13000	None	3	5½
GEO-57	1000£ 250*	10000	4-2½% 2-5%	4	8¼
GEO-58	500£ 125*	6000	4-3% 2-6%	4	8¼
GEO-59	50£ to 53	750	6-½ h. Taps From one end	3	5½

Reactors

MINIATURE
ALL UNITS HAVE HUMBUCKING CORE AND COIL CONSTRUCTION

Part No.	Inductance In Henrys	D.C. Resistance In Ohms	Low Percentage Taps	Mtg. Type	Wgt. In Oz.
GEO-60	1050£-800£-550£ 400£-280£-245£ 153£-133£-80£ 68£-45£	11500	None	2A	3.4
GEO-61	1000£-250*	13000	4-2%	2A	3.4
GEO-62	500£-125*	10500	4-2½%	2A	3.4
GEO-63 •	1090-770-555 385-275	12000	None	2	3.2

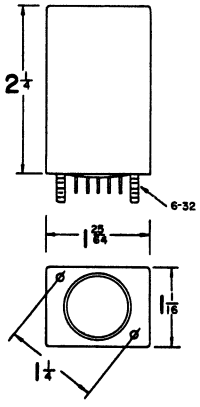

Case Type No. 3

Reactors

SUB MINIATURE

Part No.	Inductance In Henrys	D.C. Resistance In Ohms	Low Percentage Taps	Mtg. Type	Wgt. In Oz.
GEO-64	1000	12000	2-2%	1	1.5
GEO-65	500	12000	2-2%	1	1.5
GEO-66	300	5400	2-2%	1	1.5
GEO-67	100	1950	2-2%	1	1.5

£ Balanced, two windings.
* Balanced, parallel windings.
• Single Coil construction.

For Case Type No. 4 See preceeding page



ST

PW

IF

IG

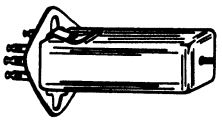

UM

SR

I.F. Transformers

SOUND AND VIDEO

Part No.	Fig.	Schematic No.	Use	Frequency M.C.	Mtg.	Dimensions H.	Dimensions W. x D.
17-3489	PW	44	Input-Interstage	4.5	Snap	2	3/4 x 3/4
17-1021	ST	44	Input-Interstage	4.5	1 1/8	2 1/2	1 1/8 x 1 1/8
17-3495	UM	44	Input-Interstage	4.5	Clip	2	3/4 x 3/4
16-3445	ST	44	Input-Interstage	4.5	15/16	2	7/8 x 7/8
17-1071	ST	42	Input-Interstage	4.5	15/16	1 1/2	7/8 x 7/8
17-3412	IF	102	Interstage Sound	4.5	5/16 hole	1 1/4	1/2 Diameter
17-1034	ST	30	Sound IF	4.5	15/16	1 1/2	7/8 x 7/8
17-3403	IF	3	Sound IF	4.5	5/16 hole	1 1/2	1/2 Diameter
17-1025	ST	40	Sound Take Off	4.5 Tapped	15/16	1 1/2	7/8 x 7/8
17-1031	ST	31	Sound Take Off	4.5	15/16	1 1/2	7/8 x 7/8
17-3400	IF	5	Sound Take Off	4.5	5/16 hole	1 1/2	1/2 Diameter
17-3401	IF	5	Sound Take Off	4.5	7/16 hole	1 3/8	1/2 Diameter
17-3402	IF	4	Sound Take Off	4.5	5/16 hole	1 1/2	7/16 Diameter
17-1067	ST	34	Video IF (Bifilar)	21-25	27/32	1 3/8	3/4 x 3/4
17-1068	ST	34	Video IF (Bifilar)	25-29	27/32	1 3/8	3/4 x 3/4
17-1069	IF	84	Video IF (Bifilar)	21-30 Tr 20-23	5/16 hole	2 1/2	3/4
17-1070	IF	84	Video IF (Bifilar)	22-32 Tr 24-29	5/16 hole	2 1/2	3/4
17-1011	ST	44	Input Sound IF	21.25	15/16	2 1/4	7/8 x 7/8
17-1012	ST	44	Output Sound IF	21.25	15/16	2 1/4	7/8 x 7/8
20-1048	ST	42	Sound IF	21.25	15/16	1 11/16	7/8 x 7/8
17-1020	ST	53	Converter	21.8	15/16	2 1/4	7/8 x 7/8
17-1001	ST	36	1st Video IF	25.3 Tr 27.25	15/16	2 1/4	7/8 x 7/8
17-1002	ST	36	2nd Video IF	22.3 Tr 19.75	15/16	2 1/4	7/8 x 7/8
17-1003	IF	3	3rd Video IF	25.2	5/16 hole	1 1/8	5/16 Diameter
17-1004	IF	3	4th Video IF	23.4	5/16 hole	1 1/8	5/16 Diameter
17-1062	IF	13	2nd Video IF	25.7	5/16 hole	1 1/2	3/8 Diameter
17-1063	IF	13	3rd Video IF	23.4	5/16 hole	1 1/2	3/8 Diameter
17-1064	IF	13	4th Video IF	25.7	5/16 hole	1 1/2	3/8 Diameter
17-1066	IF	13	Video IF	21.5	5/16 hole	1 1/2	3/8 Diameter
17-1005	IG	17	1st Video IF	25.5 Tr 27.25	5/16 hole	2 1/2	3/4 Diameter
17-1006	IG	17	2nd Video IF	22 Tr 21.2	5/16 hole	2 1/2	3/4 Diameter
17-4507	SR	84	1st Video IF	22 Tr 19.75	15/16	2 3/8	1 x 1
17-4508	IF	4	5th Video IF	22.5	5/16 hole	1 3/8	5/16 Diameter
17-4512	ST	38	1st Video IF	22.25 Tr 27	15/16	2 5/6	7/8 x 7/8
17-4537	IF	13	Video Mixer IF	40-46 (Link)	5/16	1 1/4	3/4
17-4538	IF	4	Video IF	39-49	5/16	1 1/4	3/4
17-4500	IG	17	Converter	43.1 Tr 41.6	5/16 hole	2 1/2	5/8 Diameter
17-4501	IG	17	1st Video IF	42.5 Tr 39.75	5/16 hole	2 9/16	5/8 Diameter
17-4502	IG	17	2nd Video IF	45.75 Tr 47.25	5/16 hole	2 9/16	5/8 Diameter
17-4503	ST	36	3rd Video IF	43 Tr 39.75	15/16	2 1/4	7/8 x 7/8
17-4504	ST	36	4th Video IF	44.2 Tr 47.25	15/16	2 1/4	7/8 x 7/8
17-4534	IF	3	1st Video IF	43	5/16 hole	1 3/8	1/2 Diameter
17-4535	IF	84	2nd Video IF	43.25 Tr 41.25	5/16 hole	2	1/2 Diameter
17-4536	IF	84	3rd Video IF	45.4 Tr 47.25	5/16 hole	2	1/2 Diameter
17-4521	ST	38	1st Video IF	45.75 Tr 47.25	15/16	2 1/4	7/8 x 7/8
17-4522	IF	13	2nd Video IF	43	5/16 hole	1 3/8	1/2 Diameter
17-4523	IF	13	3rd Video IF	45.5	5/16 hole	1 1/4	1/2 Diameter
17-4524	IF	13	4th Video IF	44.5	5/16 hole	1 1/4	1/2 Diameter
17-5000	UM	85	Converter	44	Clip	2	3/4 x 3/4
17-5001	UM	85	1st Video IF	44	Clip	2	3/4 x 3/4
17-5002	UM	87	2nd Video IF	42.5 Tr 41.25	Clip	2	3/4 x 3/4
17-5003	UM	87	3rd Video IF	45.5 Tr 47.25	Clip	2	3/4 x 3/4
17-5004	UM	34	4th Video IF	44	Clip	2	3/4 x 3/4
17-5010	PW	85	Converter	44	Snap	2	3/4 x 3/4
17-5011	PW	85	1st Video IF	44	Snap	2	3/4 x 3/4
17-5012	PW	87	2nd Video IF	42.5 Tr 41.25	Snap	2	3/4 x 3/4
17-5013	PW	87	3rd Video IF	45.5 Tr 47.25	Snap	2	3/4 x 3/4
17-5014	PW	34	4th Video IF	44	Snap	2	3/4 x 3/4
17-4518	ST	88	1st Video IF Grid	44 Tr 41.25	1 1/8	2 1/4	1 1/8 x 1 1/8

Schematics listed in back of catalog.

CONTINUED ON NEXT PAGE.

Television Replacements

I.F. Transformers (Continued)

SOUND AND VIDEO

Part No.	Fig.	Schematic No.	Use	Frequency M.C.	Mtg.	Dimensions H.	Dimensions W. x D.
17-4519	ST	89	1st Video IF Plate	44 Tr 39.75	15/16	2 1/4	7/8 x 7/8
17-4520	ST	90	2nd Video IF Grid	44 Tr 47.25	15/16	2 1/4	7/8 x 7/8
17-4505	ST	91	Converter	40	15/16	2 1/4	7/8 x 7/8
17-4531	ST	39	1st Video IF Grid	44 Tr 39.25	15/16	2	7/8 x 7/8
17-4532	ST	89	1st Video IF Plate	44 Tr 41.25	15/16	2 1/4	7/8 x 7/8
17-4533	ST	90	2nd Video IF Grid	44 Tr 47.25	15/16	2 1/4	7/8 x 7/8
17-4509	ST	89	2nd Video IF	45	15/16	3	7/8 x 7/8
17-4511	ST	92	4th Video IF	43.7 (Includes 1N64 Crystal)	1 1/8	2 1/4	1 1/8 x 1 1/8
17-4514	ST	92	5th Video IF	43.7 (Includes 1N60 Crystal)	1 1/8	2 1/4	1 1/8 x 1 1/8



ST

Ratio Detectors — Discriminators — Quadratures

Part No.	Fig.	Schematic No.	Use	Frequency M.C.	Mtg.	Dimensions H.	Dimensions W. x D.
17-1033	ST	48	Ratio Detector	4.5	1 1/8	2	1 1/8 x 1 1/8
17-3493	ST	48	Ratio Detector	4.5	1 3/8	2 1/2	1 3/8 x 1 3/8
17-3497	UM	48	Ratio Detector	4.5	Clip	2	3/4 x 3/4
17-3499	PW	48	Ratio Detector	4.5	Snap	1 3/4	3/4 x 3/4
17-3477	ST	55	Ratio Detector	4.5	15/16	2 1/2	7/8 x 7/8
17-1023	ST	49	Discriminator	4.5	1 1/8	3	1 1/8 x 1 1/8
17-3496	UM	93	Discriminator	4.5	Clip	2	3/4 x 3/4
17-3490	PW	93	Discriminator	4.5	Snap	2	3/4 x 3/4
20-1007	IF	3	Quadrature	4.5	5/16 Hole	1 1/2	1/2 Dia.
17-1031	ST	31	Quadrature	4.5	15/16	1 1/2	7/8 x 7/8
20-1005	IF	5	Quadrature	4.5	5/16 Hole	1 1/2	1/2 Dia.
17-1043	ST	55	Ratio Detector	21.25	1 1/8	2 1/2	1 1/8 x 1 1/8
17-1045	UM	55	Ratio Detector	21.25	Clip	2	3/4 x 3/4
17-1035	ST	94	Discriminator	21.25	15/16	2 1/2	7/8 x 7/8
17-1013	ST	51	Discriminator	21.25	1 1/8	1 3/4	1 1/8 x 1 1/8
17-1047	UM	93	Discriminator	21.25	Clip	2	3/4 x 3/4

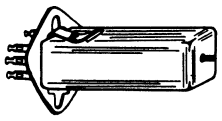

UM

PW

3/4" I.F.'S-Ratio Detectors — Discriminators

FOR PRINTED CIRCUITS

Part No.	Fig.	Schematic No.	Use	Frequency M.C.	Mtg.	Dimensions H.	Dimensions W. x D.	Exact Replacement For
16-6756	PW	44	Input-Output	262 KC	Snap	2	3/4 x 3/4	
16-6780	PW	44	Input-Output	456 KC	Snap	2	3/4 x 3/4	
17-3439	PW	44	Input-Interstage	4.5 MC	Snap	2	3/4 x 3/4	
17-3490	PW	93	Discriminator	4.5 MC	Snap	2	3/4 x 3/4	
17-3478	PW	55	Ratio Detector	4.5 MC	Snap	2 1/2	7/8 x 7/8	RCA 100364
17-3476	PW	23	Ratio Detector	4.5 MC	Snap	2	3/4 x 3/4	GE RTD-026
17-3474	PW	55	Ratio Detector	4.5 MC	Snap	2	3/4 x 3/4	GE RTD-020
17-3475	PW	55	Ratio Detector	4.5 MC	Snap	2	3/4 x 3/4	GE RTD-025
17-3499	PW	48	Ratio Detector	4.5 MC	Snap	2	3/4 x 3/4	
16-3490	PW	44	Input-Inter-Output	10.7 MC	Snap	2	3/4 x 3/4	
17-3491	PW	93	Discriminator	10.7 MC	Snap	2	3/4 x 3/4	
17-3492	PW	55	Ratio Detector	10.7 MC	Snap	2	3/4 x 3/4	
17-5010	PW	85	Converter	44 MC	Snap	2	3/4 x 3/4	
17-5011	PW	85	1st Video IF	44 MC	Snap	2	3/4 x 3/4	
17-5012	PW	87	2nd Video IF	42.5 MC Tr 41.25	Snap	2	3/4 x 3/4	
17-5013	PW	87	3rd Video IF	45.5 MC Tr 47.25	Snap	2	3/4 x 3/4	
17-5014	PW	34	4th Video IF	44 MC	Snap	2	3/4 x 3/4	

IF

Schematics listed in back of catalog.

MG



ST

IF

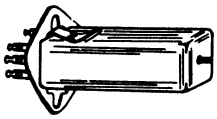

UM

SW

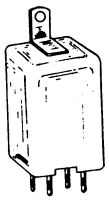

CB

WC

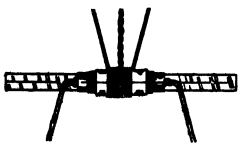

SC

Antenna Input Transformers

15-1082 ALSO CALLED LADDER, ELEVATOR AND BALUN WHILE THE 15-1083 AND 15-1084 HAVE BEEN CALLED THE SPIDER COIL

Part No.	Fig.	Schematic No.	Use	Mtg.	Dimensions H.	Dimensions W. x D.
15-1082	MG	7	Antenna Coupling to TV Receiver	Leads	1 1/2	5/16 Hexagon
15-1083	SC	8	Antenna Coupling to TV Receiver	Leads	1	3/16 Diameter
15-1084	SC	10	Antenna Coupling to TV Receiver	Leads	1	3/16 Diameter

Antenna Coupling Transformers

USED TO MATCH RECEIVER TO TRANSMISSION LINE

Part No.	Fig.	Schematic No.	Use	Mtg.	Dimensions H.	Dimensions W. x D.
15-1073	CB	7	52 to 300 Ohm or 300 to 52 Ohm Impedance Match	Single Hole Bracket	1 3/8	3/4 x 3/4
15-1074	CB	7	72 to 300 Ohm or 300 to 72 Ohm Impedance Match	Single Hole Bracket	1 3/8	3/4 x 3/4
15-1085	CB	7	450 to 300 Ohm or 300 to 450 Ohm Impedance Match	Single Hole Bracket	1 3/8	3/4 x 3/4

Permeability Tuned Sound and Cathode Traps

Part No.	Fig.	Schematic No.	Use	Frequency M.C.	Shunt	Mtg.	Dimensions H.	Dimensions W. x D.
17-6016	IF	99	Trap Pri.	3.58	27K 33 MMF	5/16 hole	1 9/16	5/16 Diameter
17-6017	IF	5	Trap Sec.	3.58	10 K	5/16 hole	1 9/16	5/16 Diameter
17-1026	UM	31	Sound Trap	4.5	56 MMF	Clip	2	3/4 x 3/4
20-1004	IF	5	Sound Trap	4.5	47 MMF	5/16 hole	1 1/2	1/2 Diameter
20-1005	IF	5	Sound Trap	4.5	10 MMF	5/16 hole	1 1/2	1/2 Diameter
20-1021	IF	21	Cath Trap	21.25	47 MMF	7/16 hole	1 3/8	1/2 Diameter
20-1006	IF	5	Trap	21.25	47 MMF	5/16 hole	1 1/2	1/2 Diameter
20-1044	IF	5	High Q Trap	40-46	30 MMF	5/16 hole	1 1/4	3/4 Diameter
20-1045	IF	21	Cath Trap	41.8	22K 36 MMF	5/16 hole	1 1/4	1/2 Diameter
20-1049	IF	3	Trap	47.25	None	5/16 hole	1 1/4	5/16 Diameter

RF Filament Chokes Single Layer Wound

Part No.	Fig.	Schematic No.	Inductance U.H.	D.C. Res. Ohms	Current M.A.	Mtg.	Dimensions H.	Dimensions Diameter
19-1007	SW	1	.7	.1	300	Leads	7/8	3/8
19-1000	SW	1	1	.207	300	Leads	3/4	5/16
19-1001	SW	1	1.5	.252	300	Leads	3/4	5/16
19-1002	SW	1	2.4	.331	300	Leads	3/4	5/16
19-1003	SW	1	3.9	.4	300	Leads	3/4	5/16
19-1008	SW	1	5.5	.69	300	Leads	3/4	3/8
19-1004	SW	1	6.2	.525	300	Leads	3/4	5/16
19-1009	SW	1	8.2	1.12	300	Leads	3/4	3/8
19-1005	SW	1	10	.697	300	Leads	3/4	5/16
19-1006	SW	1	15 Iron Core	.2	300	Leads	7/8	7/32

Chroma Coils

Part No.	Fig.	Schematic No.	Use	Frequency M.C.	Mtg.	Dimensions H.	Dimensions W. x D.
17-6010	ST	95	Band Pass Pri.	2-4	15/16	2 1/4	7/8 x 7/8
17-6011	IF	3	Band Pass Sec.	2-4	5/16 hole	1 1/2	5/16 Diameter
17-6012	ST	96	Burst Amplifier	3.58	15/16	2 1/4	7/8 x 7/8
17-6013	ST	97	Output	3.58	15/16	1 1/2	7/8 x 7/8
17-6014	ST	86	Quadrature Coil	3.58	1 1/8	2 1/4	1 1/8 x 1 1/8
17-6015	ST	98	Reactance Coil	3.58	15/16	2 1/4	7/8 x 7/8

Schematics listed in back of catalog.

Television Replacements

Video Peaking Coils

PROVIDED WITH TINNED WIRE LEADS FOR EASE OF CONNECTIONS

Part No.	Fig.	Schematic No.	Inductance U.H.	Shunt Resistance	Dimensions Form Length	Dimensions Coil Dia.
19-3001	RT	1	.8	None	3/4	5/16
19-2864	SM	1	10.9	None	3/4	9/16
19-1006	SW	1	15	None	7/8	7/32
19-3036	RT	1	36	None	3/4	7/16
19-4036	RT	6	36	10 Meg	1/2	5/16
19-3060	RT	1	60	None	3/8	3/16
19-4060	RT	6	60	22 K	1/2	5/16
19-4073	RT	6	73	10 Meg	1/2	3/8
19-3075	RT	1	75	None	3/4	5/16
19-3093	RT	1	93	None	3/4	7/16
19-4093	RT	6	93	10 Meg	1/2	7/16
19-3100	RT	1	100	None	3/4	7/16
19-4121	RT	6	120	8.2 K	1/2	7/16
19-4120	RT	6	120	12 K	1/2	7/16
19-4122	RT	6	120	22 K	1/2	7/16
19-3125	RT	1	125	None	3/4	7/16
19-4125	RT	6	125	22 K	1/2	7/16
19-3160	RT	1	160	None	3/4	7/16
19-4160	RT	6	160	22 K	1/2	7/16
19-3180	RT	1	180	None	3/4	7/16
19-4180	RT	6	180	39 K	1/2	7/16
19-4201	RT	1	200	None	1/2	7/16
19-4200	RT	6	200	10 K	1/2	7/16
19-3250	RT	1	250	None	3/4	7/16
19-4250	RT	6	250	22 K	1/2	7/16
19-3275	RT	1	275	None	3/8	3/16
19-4251	RT	6	250	10 Meg	1/2	7/16
19-3300	RT	1	300	None	3/4	7/16
19-3330	RT	1	330	None	3/8	3/16
19-3375	RT	1	375	None	3/8	3/16
19-4400	RT	1	400	None	1/2	7/16
19-4412	RT	6	412	8.2 K	5/8	7/16
19-3500	RT	1	500	None	3/4	1/2
19-4500	RT	6	500	10 Meg	1/2	7/16
19-3600	RT	1	600	None	3/8	3/16
19-3660	RT	1	660	None	3/4	1/2
19-4840	RT	6	840	3.3 K	1/2	1/2
19-4950	RT	1	950	None	1/2	1/2
19-5100	RT	6	1000	10 K	1/2	1/2
19-5101	RT	1	1900	None	7/8	9/16
19-5102	RT	1	6700	None	7/8	11/16

RT

SW



SM

Adjustable Video Peaking Coils

THESE MINIATURE VARIABLE INDUCTANCE COILS PERMIT EXACT ADJUSTMENT OF VIDEO AMPLIFIER STAGES

Part No.	Fig.	Schematic No.	Min. Inductance U.H.	Max. Inductance U.H.	Mtg.	Dimensions H.	Dimensions D.
19-1920	MF	3	65	115	External Leads	1	1/2
19-1921	MF	3	115	195	External Leads	1	1/2
19-1922	MF	3	195	325	External Leads	1	1/2
19-1923	MF	3	325	500	External Leads	1	1/2

MF

Tuneable Chokes

Part No.	Fig.	Schematic No.	Frequency M.C.	Shunt	Mtg.	Dimensions H.	Dimensions W. x D.
19-1020	IF	3	21-25	10 MMF Circuit Cap	5/16 hole	1 3/8	1/2 Dia.
19-1021	IF	3	21-25	10 MMF Circuit Cap	7/16 hole	1 3/8	1/2 Dia.
19-1023	IF	3	25-29	10 MMF Circuit Cap	7/16 hole	1 1/2	1/2 Dia.

IF

Schematics listed in back of catalog.

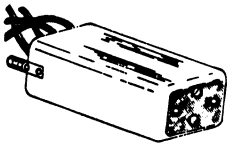

MT



UM



ST

SV

PW

"Standard" General Replacement

Accepted as standard for general replacement purposes. Gain characteristics have been designed to correspond closely with average values found in the majority of commercial receivers. Double tuned with ceramic base, mica-dielectric trimmers. Leads extend 4" from aluminum cans and are Retma color coded. Adequate frequency range is provided in each unit for all normal operation.

Part No.	Fig.	Schematic No.	Use	Peak Factory Setting	Selectivity		Mtg.	Dimensions	
					2X	10X		H.	W. x D.
16-5700	MT	45	Input	175 KC	6.5	17.7	1⅜	3	1⅜ x 1⅜
16-5702	MT	45	Output	175 KC	12.2	32.0	1⅜	3	1⅜ x 1⅜
16-3731	MT	56	Output CT	175 KC	9.8	23.2	1⅜	3	1⅜ x 1⅜
16-5704	MT	45	Input	262 KC	6.8	18.4	1⅜	3	1⅜ x 1⅜
16-5706	MT	45	Output	262 KC	17.9	46.2	1⅜	3	1⅜ x 1⅜
★16-5712	MT	45	Inpjut	456 KC	11.1	27.7	1⅜	3	1⅜ x 1⅜
16-6133	MT	56	Interstage	456 KC	14.5	36.5	1⅜	3	1⅜ x 1⅜
★16-5714	MT	45	Output	456 KC	12.3	37.2	1⅜	3	1⅜ x 1⅜
16-3736	MT	56	Output CT	456 KC	23.2	60.0	1⅜	3	1⅜ x 1⅜

High Q Iron Core "Standard" General Replacement

Part No.	Fig.	Schematic No.	Use	Peak Factory Setting	Selectivity		Mtg.	Dimensions	
					2X	10X		H.	W. x D.
16-5728	MT	45	Input	175 KC	12.5	30.0	1⅜	3½	1⅜ x 1⅜
16-5730	MT	45	Output	175 KC	16.5	44.0	1⅜	3½	1⅜ x 1⅜
16-6668	MT	45	(Battery Input)	456 KC	22.5	54.3	¾	2	¾ x ¾
16-6669	MT	45	(Battery Output)	456 KC	22.5	58.0	¾	2	¾ x ¾
★16-6678	MT	45	ACDC Input or Output	456 KC	16.6	41.1	¾	2	¾ x ¾
16-5740	MT	45	Input	456 KC	8.4	20.0	1⅜	3½	1⅜ x 1⅜
16-6131	MT	45	Interstage	456 KC	6.9	13.3	1⅜	3½	1⅜ x 1⅜
16-5742	MT	45	Output	456 KC	13.8	38.0	1⅜	3½	1⅜ x 1⅜
16-5782	MT	45	Input	456 KC			1⅜	3½	1⅜ x 1⅜
16-5784	MT	45	Output	456 KC			1⅜	3½	1⅜ x 1⅜
16-8091	MT	45	Input or Interstage	1500 KC	8.5	35	1⅜	3½	1⅜ x 1⅜
16-8099	MT	45	Output	1500 KC	10	50	1⅜	3½	1⅜ x 1⅜

10.7 MC. I.F.'S-Ratio Detectors — Discriminators

Permeability tuned. Close tolerance. High stability shunt capacitors. Four 16-6665's with a 17-3484 or 17-3487 makes an excellent F.M. I.F. channel for receivers or converters. For a more economical receiver or converter, use two 16-3487's with one 17-3487 or 17-3488.

Part No.	Fig.	Schematic No.	Use	Mtg.	Dimensions	
					H.	W. x D.
★16-3487	UM	44	Input, Interstage or Output	Clip	2	¾ x ¾
16-3490	PW	44	Input, Interstage or Output	Snap	2	¾ x ¾
★16-3471	ST	44	Input, Interstage or Output	$\frac{11}{16}$	2¼	⅞ x ⅞
16-3472	ST	44	Interstage	$\frac{11}{16}$	2½	⅞ x ⅞
★16-6665	SV	44	Input, Interstage or Output (350 KC Band wid th)	1½	1¾	⅞ x 1½
★17-3488	ST	48	Ratio Detector	1⅛	2⅛	1⅛ x 1⅛
★17-3498	UM	55	Ratio Detector	Clip	2	¾ x ¾
17-3492	PW	55	Ratio Detector	Snap	2	¾ x ¾
★17-3487	ST	48	Ratio Detector- -400 KC Pk. to Pk.	1⅜	2½	1⅜ x 1⅜
17-3491	PW	93	Discriminator	Snap	2	¾ x ¾
★17-3484	SV	77	Discriminator 400 KC Pk. to Pk.	1½	1¾	⅞ x 1½
17-3494	UM	93	Discriminator	Clip	2	¾ x ¾

★ May be used for TV replacement.
Schematics listed in back of catalog.

3/4" I.F.'S — Permeability Tuned

Tuned top and bottom by means of adjustable iron cores. Construction using silvered mica condensers and one-piece molded plastic bases. Supplied with separate mounting centers. Adequate frequency range is provided in each unit for all normal operation.

Part No.	Fig.	Schematic No.	Use	Peak Factory Setting	Selectivity 2X	Selectivity 10X	Mtg.	Dimensions H.	Dimensions W. x D.
16-6752	UM	44	Input	262 KC	12	35	3/4 to 1 1/2	2	3/4 x 3/4
16-6754	UM	46	Output	262 KC	18	45	3/4 to 1 1/2	2	3/4 x 3/4
16-6756	PW	44	Input or Output	262 KC	12	35	Snap	1 3/4	3/4 x 3/4
16-6757	PW	46	Output with Diode Filter	262 KC	18	45	Snap	2	3/4 x 3/4
16-6758	UM	44	Input or Output	456 KC	14	38	3/4 to 1 1/2	2	3/4 x 3/4
16-6764	UM	108	As combined Input and Output	455 KC	15	40	3/4 to 1 1/2	2	3/4 x 3/4
16-6767	GE	44	Input or Output	455 KC	14	38	Bracket	1 7/8	3/4 x 3/4
16-6765	UM	44	Input 12V B Supply	455 KC	14	37	3/4 to 1 1/2	2	3/4 x 3/4
16-6766	UM	109	Output With Diode Filter	455 KC	16	41	3/4 to 1 1/2	2	3/4 x 3/4
16-6770	UM	46	Output	456 KC	18	42	3/4 to 1 1/2	2	3/4 x 3/4
16-6780	PW	44	Input or Output	456 KC	14	38	Snap	2	3/4 x 3/4
16-6781	PW	46	Output With Diode Filter	455 KC	18	42	Snap	2	3/4 x 3/4
16-6784	PW	44	Battery Input	455 KC	19	40	Snap	2	3/4 x 3/4
16-6785	PW	44	Battery Output	455 KC	21	42	Snap	2	3/4 x 3/4
16-6786	PW	44	AC-DC Input	455 KC	16	39	Snap	2	3/4 x 3/4
16-6787	PW	44	AC-DC Output	455 KC	21	42	Snap	2	3/4 x 3/4

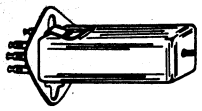

UM

PW

KT

1/2" I.F.'S — Permeability Tuned

These sub-miniature I.F.'s have the same high performance characteristics as the larger I.F.'s widely used in A.C. D.C. and personalized receivers. Adequate frequency range is provided in each unit for all normal operation.

Part No.	Fig.	Schematic No.	Use	Peak Factory Setting	Selectivity 2X	Selectivity 10X	Mtg.	Dimensions H.	Dimensions W. x D.
16-6800	KT	44	Input-Inter	456 KC	16	34	1/2	1 1/2	1/2 x 1/2
16-6801	KT	44	Output	456 KC	18	38	1/2	1 1/2	1/2 x 1/2

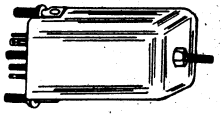

ST

1500 KC. Miniature I.F.'S — Permeability Tuned

These 3/4 inch I.F.'s are commonly used in double conversion receivers. Adequate frequency range is provided in each unit for all normal operations.

Part No.	Fig.	Schematic No.	Use	Peak Factory Setting	Selectivity 2X	Selectivity 10X	Mtg.	Dimensions H.	Dimensions W. x D.
16-6760	ST	44	Input-Inter	1500 KC	17	37	13/16	2	3/4 x 3/4
16-6761	ST	44	Output	1500 KC	19	53	13/16	2	3/4 x 3/4



TC

456 KC. Band Expanding I.F. Transformers

Designed to provide variable selectivity by means of a tap switch-no cams or levers. Extremely sharp resonance curve provided in first position. Other positions provide good flat-top characteristics for high fidelity reproduction of local stations. Powdered iron cores, highest quality components used throughout.

Part No.	Fig.	Schematic No.	Use	Mtg.	Dimensions H.	Dimensions W. x D.
17-7400	TC	71	Input	1 3/8	3 1/2	1 3/8 x 1 3/8
17-7412	TC	71	Output	1 3/8	3 1/2	1 3/8 x 1 3/8
17-7510	ST	76	Input and Interstage	1 3/8	2 3/4	1 3/8 x 1 3/8
17-7514	ST	44	Output	1 3/8	2 3/4	1 3/8 x 1 3/8



GE

Schematics listed in back of catalog.

I.F. Transformers Air Core "Plastic"

Designed for superior performance especially when space is at a premium. Simple rigid construction on a one-piece molded plastic form; double tuned trimmed base. Leads extend four inches from can and are Retma color coded. Adequate frequency range is provided in each unit for all normal operation.

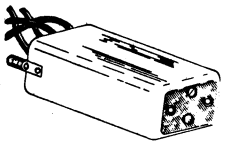

MT

Part No.	Fig.	Schematic No.	Use	Peak Factory Setting	Selectivity		Mtg.	Dimensions	
					2X	10X		H.	W. x D.
16-6649	MT	45	Input	175 KC	6.0	17.5	1 ¼	2 ½	1 ¼ x 1 ¼
16-6650	MT	54	Interstage	175 KC	5.7	15.0	1 ¼	2 ½	1 ¼ x 1 ¼
16-6651	MT	45	Output	175 KC	11.5	29.5	1 ¼	2 ½	1 ¼ x 1 ¼
16-6652	MT	45	Input	262 KC	9.5	24.7	1 ¼	2 ½	1 ¼ x 1 ¼
16-6653	MT	56	Interstage	262 KC	10.4	27.6	1 ¼	2 ½	1 ¼ x 1 ¼
16-6654	MT	45	Output	262 KC	20.5	57.1	1 ¼	2 ½	1 ¼ x 1 ¼
16-6655	MT	45	Input	370 KC	8.4	24.4	1 ¼	2 ½	1 ¼ x 1 ¼
16-6656	MT	56	Interstage	370 KC	11.3	30.0	1 ¼	2 ½	1 ¼ x 1 ¼
16-6657	MT	45	Output	370 KC	18.8	46.6	1 ¼	2 ½	1 ¼ x 1 ¼
16-6658	MT	45	Input	456 KC	18.8	46.6	1 ¼	2 ½	1 ¼ x 1 ¼
16-6659	MT	56	Interstage	456 KC	12.5	33.0	1 ¼	2 ½	1 ¼ x 1 ¼
16-6660	MT	45	Output	456 KC	17.5	50.5	1 ¼	2 ½	1 ¼ x 1 ¼
16-6666	MT	45	Input	456 KC	14.1	37.5	1 ⅛	2 ½	1 ⅛ x 1 ⅛
16-6667	MT	45	Output	456 KC	18.0	49.5	1 ⅛	2 ½	1 ⅛ x 1 ⅛

High Q Iron Core "Plastic"

Same as series above, except coils have HI Q Powdered Iron Cores.

WT

Part No.	Fig.	Schematic No.	Use	Peak Factory Setting	Selectivity		Mtg.	Dimensions	
					2X	10X		H.	W. x D.
16-6662	MT	45	Input	456 KC	11.2	30.0	1 ¼	2 ½	1 ¼ x 1 ¼
16-6663	MT	45	Output	456 KC	11.2	30.0	1 ¼	2 ½	1 ¼ x 1 ¼

"Alignaire" I.F.

Unexcelled in stability, unaffected by humidity changes: Non-microphonic and dust-proof. HI-Q Powdered Iron Cores provide utmost selectivity and sensitivity. All types are double-tuned. Adequate frequency range is provided in each unit for all normal operation.

Part No.	Fig.	Schematic No.	Use	Peak Factory Setting	Selectivity		Mtg.	Dimensions	
					2X	10X		H.	W. x D.
16-6643	WT	45	Input	456 KC	7.0	16.0	2	4 ¾	2 x 2
16-6123	WT	45	Interstage	456 KC	7.0	18.0	2	4 ¾	2 x 2
16-6645	WT	45	Output	456 KC	9.0	25.6	2	4 ¾	2 x 2
16-6139	WT	56	Output CT	456 KC	9.0	23.2	2	4 ¾	2 x 2

"Cartwheel" I.F.

Complete with dual trimmers on one-piece molded plastic base. Applicable in many types of compact A.C.-D.C. or midget receivers. Leads extend 4" from coil. Adequate frequency range is provided in each unit for all normal operation.

CW

Part No	Fig.	Schematic No.	Use	Peak Factory Setting	Selectivity		Mtg.	Dimensions	
					2X	10X		H.	W. x D.
16-6661	CW	22	Input, Interstage or Output	456 KC	18	45	Single Screw	1 ¼	1 ⅜ x 1

Schematics listed in back of catalog.

Composite I.F. Transformer

Contains a 456 KC A.M. and A 10.7 F.M. I.F. Each circuit tuned by separate powdered iron cores. Terminals provide for various external circuit arrangements. Two of these units with the 17-3487 make an A.M. - F.M. I.F. unit with a minimum number of tubes.

Part No.	Fig.	Schematic No.	Use	Mtg.	Dimensions	
					H.	W. x D.
16-6675	DT	50	Input, Interstage, or Output	1 5/16	2½	1⅜ x 1⅜

DT

Tweet Filter Output I.F. Transformers

Built-in Tweet Filter. Designed for replacement use in late model receivers that have a Tweet Filter enclosed in the I.F. output shield. Leads extend four inches from can and are Retma color coded.

Part No.	Fig.	Schematic No.	Frequency	Selectivity		Mtg.	Dimensions	
				2X	10X		H.	W. x D.
16-6679	MT	47	262KC	12	34	1¼	2½	1¼ x 1¼
16-6670	MT	47	456KC	17.5	50.5	1¼	2½	1¼ x 1¼

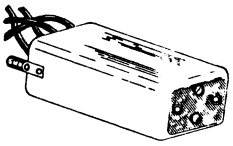

MT

I.F. Selectivity Rating

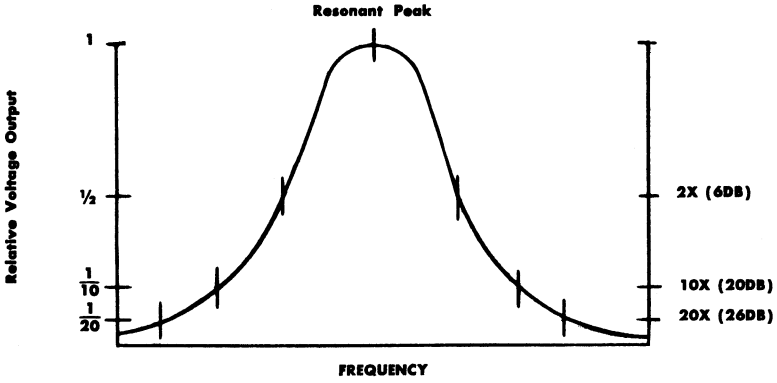

TYPICAL RESPONSE CURVE

As shown in the above response curve 2X, 10X and 20X refer to a point on the curve. The 2X refers to ½ (6DB) of the voltage across the coil at the resonant peak. Likewise, the 10X refers to 1/10 (20 DB) of this peak voltage and 20X refers to 1/20 (26 DB) of this peak voltage. The ratings given for each coil in the catalog, under the headings of 2X, 10X or 20X, are the bandwidths in K.C. of the coil at the respective points.

EXAMPLE:

SELECTIVITY

2X	10X	20X
7.0	16.0	22.0

This shows that the bandwidth at 2X (½ or 6 DB of the response peak) is 7 K.C. — at 10X (1/10 or 20 DB of the resonant peak) the bandwidth is 16 K.C. — at 20X (1/20 or 26 DB of the resonant peak) the bandwidth is 20 K.C.

Antenna — RF - Oscillator



PC

PT

IF

AE

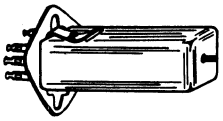

UM

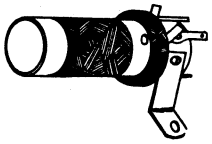

NT



ST

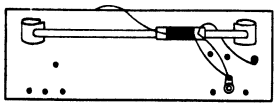

LP

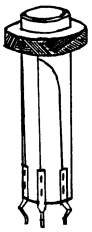

WO

Antenna, RF and Oscillator Coils

"ADJUSTABLE" INDUCTANCE COILS (BROADCAST BAND)

Designed for replacement in practically any receiver, eliminating necessity for "exact" replacement. Will accurately track with other coils in the receiver. Exact inductance of the old coil is easily matched by simple screw-driver adjustment. 14-1028 and 14-7560 may be used in either cut-plate or padder circuits for I.F. Frequencies between 175 and 520 KC.

Part No.	Fig.	Schematic No.	Use	Mtg.	Dimensions H.	Dimensions W. x D.
14-1026	PC	16	Antenna Coil	3/16 hole	1 3/4	1 1/8 x 1 1/8
14-1027	PC	16	RF Coil	3/16 hole	1 3/4	1 1/8 x 1 1/8
14-1028	PC	13	Oscillator Coil	3/16 hole	1 3/4	1 1/8 x 1 1/8
14-1075	IF	16	Antenna Coil	5/16 hole	1 5/8	5/8 Diameter
14-1076	IF	83	RF Coil	5/16 hole	1 5/8	5/8 Diameter
14-1077	IF	12	Oscillator Coil	5/16 hole	1 1/4	5/8 Diameter
14-1056	PT	16	Antenna Coil	1/4 hole	1 7/8	3/4 Diameter
14-1057	PT	16	RF Coil	1/4 hole	1 7/8	3/4 Diameter
14-1058	PT	13	Oscillator Coil	1/4 hole	1 7/8	3/4 Diameter
14-7413	AE	35	Antenna Coil	1 3/4	2 1/2	1 3/4 x 1 3/4
14-7558	AE	35	RF Coil	1 3/4	2 1/2	1 3/4 x 1 3/4
14-7560	AE	34	Oscillator Coil	1 3/4	2 1/2	1 3/4 x 1 3/4
14-1080	ST	30	Antenna Coil	27/32	1 3/8	3/4 x 3/4
14-1081	ST	14	RF Coil	27/32	1 3/8	3/4 x 3/4
14-1082	ST	30	Oscillator Coil	27/32	1 3/8	3/4 x 3/4
14-1410	UM	85	Antenna Coil	Clip	2	3/4 x 3/4
14-1411	UM	85	RF Coil	Clip	2	3/4 x 3/4
14-1412	UM	30	Oscillator Coil	Clip	2	3/4 x 3/4
14-7000	IF	3	Loop Ant. Replacement	5/16 hole	2 1/8	1/2 Diameter
14-7001	IF	4	Loop Ant. Replacement (Tapped for Outside Antenna)	5/16 hole	2 1/8	1/2 Diameter
14-7002	LP	100	Ferrite Rod Antenna 300 to 400 MMFD.	Universal	3 1/4	9 1/2 Long

"Standard" General Replacement Coils

Designed for replacement as well as original parts by discriminating set builders. Cover broadcast band from 545 to 1620 KC with 365 UUFD tuning condenser. All coils have high impedance primaries and Litz wire secondaries.

Part No.	Fig.	Schematic No.	Use	I.F. Freq.	Padder Required	Mtg.	Dimensions H.	Dimensions W. x D.
14-1010	NT	11	Antenna			Single Bracket	2 1/2	1 1/4 Dia.
14-1011	NT	11	R.F.			Single Bracket	2 1/2	1 1/4 Dia.
14-1022	NT	11	Antenna			Single Bracket	2 1/8	7/8 Dia.
14-1023	NT	11	R.F.			Single Bracket	2 1/8	1 1/8 Dia.
14-1004	AE	33	Antenna			1 3/4	2 1/2	1 3/4 x 1 3/4
14-1005	AE	33	R.F.			1 3/4	2 1/2	1 3/4 x 1 3/4
14-2436	AE	57	Antenna			1 3/8	2	1 3/8 x 1 3/8
14-2437	AE	57	R.F.			1 3/8	2	1 3/8 x 1 3/8
14-3732	PC	7	Oscillator	175KC	900UUFD	3/16 hole	1 1/8	1 x 1
14-6590	PC	7	Oscillator	262	700UUFD	3/16 hole	1 1/8	1 x 1
14-6592	PC	7	Oscillator	370	500UUFD	3/16 hole	1 1/8	1 x 1
14-4034	PC	7	Oscillator	456	350UUFD	3/16 hole	1 1/8	1 x 1
14-4242	AE	32	Oscillator	175	900UUFD	1 1/2	1 3/4	1 1/2 x 1 1/2
14-4243	AE	32	Oscillator	456	350UUFD	1 1/2	1 3/4	1 1/2 x 1 1/2

Printed Circuit Oscillator Coil

Part No.	Fig.	Schematic No.	IF Frequency	Mtg.	Dimensions H.	Dimensions Dia.	Replaces
14-1090	WO	9	455 KC	Printed Ckt.	2 1/2	3/4	Westinghouse 230V039H01 & V15764-1

Schematics listed in back of catalog.

Antenna — RF - Oscillator

3/4" Antenna, RF and Oscillator Coils

"ADJUSTABLE" INDUCTANCE COILS

Designed for compact receivers of single and multi-band type. Will cover long wave broadcast and three short wave bands (140 KC to 36 MC). To be used with a 365 UUFD tuning condenser and a 456KC I.F. amplifier.

Part No.	Fig.	Schematic No.	Use	Frequency Range	Mtg.	Dimensions	
						H.	W. x D.
14-1407	UM	85	Antenna Coil	140-425KC	Clip	2	3/4 x 3/4
14-1408	UM	85	R. F. Coil	140-425KC	Clip	2	3/4 x 3/4
14-1409	UM	30	Oscillator Coil	140-425KC	Clip	2	3/4 x 3/4
14-1410	UM	85	Antenna Coil	540-1700KC	Clip	2	3/4 x 3/4
14-1411	UM	85	R. F. Coil	540-1700KC	Clip	2	3/4 x 3/4
14-1412	UM	30	Oscillator Coil	540-1700KC	Clip	2	3/4 x 3/4
14-1413	UM	85	Antenna Coil	1.7-5.3 MC	Clip	2	3/4 x 3/4
14-1414	UM	85	R. F. Coil	1.7-5.3 MC	Clip	2	3/4 x 3/4
14-1415	UM	30	Oscillator Coil	1.7-5.3 MC	Clip	2	3/4 x 3/4
14-1416	UM	85	Antenna Coil	5.3-16 MC	Clip	2	3/4 x 3/4
14-1417	UM	85	R. F. Coil	5.3-16 MC	Clip	2	3/4 x 3/4
14-1418	UM	30	Oscillator Coil	5.3-16 MC	Clip	2	3/4 x 3/4
14-1419	UM	16	Antenna Coil	12-36 MC	Clip	2	3/4 x 3/4
14-1420	UM	16	R. F. Coil	12-36 MC	Clip	2	3/4 x 3/4
14-1421	UM	30	Oscillator Coil	12-36 MC	Clip	2	3/4 x 3/4

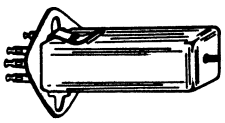

UM

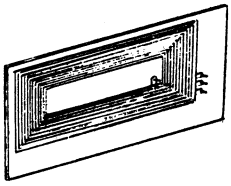

LA

Loop Antenna

Part No.	Fig.	Schematic No.	Use	Mtg.	Dimensions	
					H.	W. x D.
14-6140	LA	7	Broadcast Band Antenna	8"	1/4	6 1/8 x 9 1/4

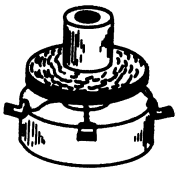

SM

"Pentagrid" Oscillator Coils

TAPPED TYPE FOR 6SA7, 12SA7 AND OTHER PENTAGRID CONVERTER TUBES 456 KC I.F. COVER BROADCAST BAND

Part No.	Fig.	Schematic No.	Use	Mtg.	Dimensions	
					H.	W. x D.
14-1033	SM	2	With 420 UUFD Condenser and Padder	1/8 hole	1	3/4 Dia.
14-1053	SM	2	With 162 UUFD "Cut" Section Condenser	1/8 hole	1	3/4 Dia.
14-1055	PT	4	"Adjustable" - May be adjusted to track with IF Amplifier between 175 and 500 KC with various Tuning Condensers	1/4 hole	1 1/2	3/4 Dia.

PT

Miniature Coils

These tiny coils have been designed for universal replacement in midget receivers where space is of paramount importance. All coils have adjustable iron cores to permit tracking with all commonly used tuning condensers.

Part No.	Fig.	Schematic No.	Use	Mtg.	Dimensions	
					H.	W. x D.
★14-1071	MF	12	Antenna Coil	Leads	1 1/2	3/8
14-1072	MF	12	R. F. Coil	Leads	1 1/2	1/2
14-1073	MF	9	Oscillator Coil (Pentagrid Converter)	Leads	1	3/8
14-1074	MF	12	Oscillator Coil (Battery Type)	Leads	1	3/8

★ May be used for TV Replacement.
Schematics listed in back of catalog.

MF

"Multi-Band" Coils

Carefully engineered, and produced for custom set builders, experimenters, and hobbyists. To be used with 456 KC I.F. Channel. All coils provided with complete instructions and diagrams.



AE



NT

PT

Part No.	Fig.	Schematic No.	Use	Frequency Range	Mtg.	Dimensions	
						H.	W. x D.
14-7476	AE	60	Antenna	530-1660 KC & 5.8-19 MC	1 3/4	3	1 3/4 x 1 3/4
14-7478	AE	60	R. F.	530-1660 KC & 5.8-19 MC	1 3/4	3	1 3/4 x 1 3/4
14-7480	AE	60	Oscillator	530-1660 KC & 5.8-19 MC	1 3/4	3	1 3/4 x 1 3/4
14-1070	AE	60	Oscillator (For 12BE6 Tube)	530-1660 KC & 5.8-19 MC	1 3/4	3	1 3/4 x 1 3/4
14-2860	NT	60	Antenna	530-1660 KC & 5.8-19 MC	Single Bracket	3 1/4	1 x 1 1/4
14-2862	NT	25	Oscillator	530-1660 KC & 5.8-19 MC	Single Bracket	2 3/4	1 x 1 1/2
14-1067	AE	61	Antenna	*535 KC-19 MC	2	4 1/8	2 x 2
14-1068	AE	62	R. F.	*535 KC-19 MC	2	4 1/8	2 x 2
14-1069	AE	63	Oscillator	*535 KC-19 MC	2	4 1/8	2 x 2
14-1015	AE	64	Antenna	136-370 KC 530-1580 KC 5.8-18.6 MC	1 3/4	4 1/8	1 3/4 x 1 3/4
14-1016	AE	65	R. F.	136-370 KC 530-1580 KC 5.8-18.6 MC	1 3/4	4 1/8	1 3/4 x 1 3/4
14-1017	AE	66	Oscillator	136-370 KC 530-1580 KC 5.8-18.6 MC	1 3/4	4 1/8	1 3/4 x 1 3/4

* 3 overlapping bands.

Shortwave Adjustable Inductance Coils

Adjustable by means of a HI-Q Iron Core. Tunes with 292 UUFD Condenser. Inexpensive, efficient, compact universal replacements.

Part No.	Fig.	Schematic No.	Use	Frequency Range	Mtg.	Dimensions	
						W. x D.	H.
14-1041	PT	16	Antenna Coil	1.7-5.3 MC	1/4 hole	1 7/8	3/4 Dia.
14-1042	PT	12	R. F. Coil	1.7-5.3 MC	1/4 hole	1 7/8	3/4 Dia.
14-1043	PT	4	Oscillator Coil	1.7-5.3 MC	1/4 hole	1 7/8	3/4 Dia.
14-1061	PT	16	Antenna Coil	1.7-5.3 MC	1/4 hole	1 3/4	3/4 Dia.
14-1062	PT	12	R. F. Coil	1.7-5.3 MC	1/4 hole	1 3/4	3/4 Dia.
14-1063	PT	4	Oscillator Coil (Tapped for 6SA7 type penta grid converter)	1.7-5.3 MC	1/4 hole	1 3/4	3/4 Dia.
14-1044	PT	16	Antenna Coil	5.3-16.5 MC	1/4 hole	1 7/8	1/2 Dia.
14-1045	PT	16	R. F. Coil	5.3-16.5 MC	1/4 hole	1 7/8	1/2 Dia.
14-1046	PT	4	Oscillator Coil	5.3-16.5 MC	1/4 hole	1 7/8	1/2 Dia.
14-1064	PT	16	Antenna Coil	5.3-16.5 MC	1/4 hole	1 3/4	3/4 Dia.
14-1065	PT	16	R. F. Coil	5.3-16.5 MC	1/4 hole	1 3/4	3/4 Dia.
14-1066	PT	4	Oscillator Coil	5.3-16.5 MC	1/4 hole	1 3/4	3/4 Dia.

Schematics listed in back of catalog.

Antenna-RF-Oscillator

TRF Coils

Broadcast Band 540-1620 KC with 362 UUFD Tuning Condenser.

Part No.	Fig.	Schematic No.	Use	Mtg.	Dimensions	
					H.	W. x D.
9820	AE	32	Antenna Input Coil	1 ¾	2 ½	1 ¾ x 1 ¾
9822	AE	32	Antenna Output	1 ¾	2 ½	1 ¾ x 1 ¾
9824	AE	32	R. F. Input Coil	1 ¾	2 ½	1 ¾ x 1 ¾
9826	AE	32	R. F. OutputCoil	1 ¾	2 ½	1 ¾ x 1 ¾
9828	AE	32	Untuned R. F. Coil	1 ⅜	1 ¾	1 ⅜ x 1 ⅜

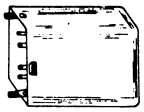

AE

FM Antenna, RF and Oscillator Coils

88-108MC WITH 10.7 MC IF STRIP.

Part No.	Fig.	Schematic No.	Use	Mtg.	Dimensions	
					H.	W. x D.
14-6417	CL	7	Antenna Coil	Lugs	1	⅝ Dia.
14-6418	CL	2	R. F. Coil	Lugs	1	⅝ Dia.
14-6419	CL	2	Oscillator Coil	Lugs	1	⅝ Dia.

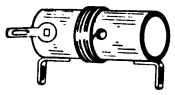

CL

"Universal" Adjustable Inductance Oscillator Coils

For 456 KC I.F. strips, can be used with over 25 different tube types. Simple screwdriver adjustment. Instructions are included for proper use.

Part No.	Fig.	Schematic No.	Mtg.	Dimensions	
				H.	W. x D.
14-1040	PT	15	¼ hole	1 ⅞	⅝ Dia.
★14-1060	PT	15	¼ hole	1 ¾	¾ Dia.

PT

Aircraft Band Coils

Compact aircraft coils to cover the 195-410 KC range with a 365 UUFD Condenser. Coils designed for 456 KC I.F. system. Oscillator coil requires a 200 UUFD (Nominal) padder. Shielded.

Part No.	Fig.	Schematic No.	Use	Mtg.	Dimensions	
					H.	W. x D.
14-1030	MT	69	Antenna Coil	1 ⅜	1 ¾	1 ⅜ x 1 ⅜
14-1031	MT	70	R. F. Coil	1 ⅜	1 ¾	1 ⅜ x 1 ⅜
14-1032	MT	70	Oscillator Coil	1 ⅜	1 ¾	1 ⅜ x 1 ⅜

Schematics listed in back of catalog.

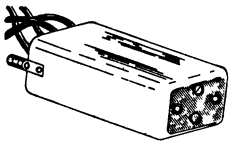

MT

COILS

Transistor Coils & Condensers

SS

IF



FR

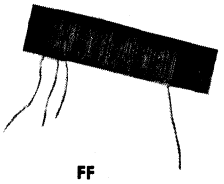

FF

US



VM

Transistor IF Transformers

PERMEABILITY TUNED. MAY BE USED IN PRINTED CIRCUITS. ALL UNITS 1/2" SQUARE - LUG MOUNTED. FIG. SS.

Part No.	Frequency	Schematic No.	Primary Impedance	Secondary Impedance	Height	Application
16-9001	262 KC	106	20000	600	3/4	A - J - S
16-9002	455 KC	106	25000	600	3/4	A - J - S
16-9003	455 KC	106	10000	500	5/8	A - J
16-9004	455 KC	106	10000	1500	5/8	S
16-9007	455 KC	107	80000	25	5/8	A
16-9008	455 KC	107	30000	25	5/8	J
16-9009	455 KC	106	30000	1000	5/8	S
16-9012	455 KC	106	25000	250	5/8	A
16-9013	455 KC	106	20000	150	5/8	J
16-9014	455 KC	106	20000	1000	5/8	S
16-9015	455 KC	106	100000	1000	5/8	S

PERMEABILITY TUNED. MAY BE USED IN PRINTED CIRCUITS. BOTH UNITS 3/8" SQUARE - LUG MOUNTED. FIG. SS.

Part No.	Frequency	Schematic No.	Primary Impedance	Secondary Impedance	Height	Application
16-9016	455 KC	106	25000	600	5/8	A
16-9017	455 KC	106	25000	1000	5/8	S

Applications: (A) Input, (J) Interstage, (S) Output.

Transistor Ferrite Antenna Coils

HIGH Q FOR MAXIMUM PICKUP - MAXIMUM TRANSFER OF ENERGY TO TRANSISITOR. BROADCAST FREQUENCIES.

Part No.	Fig.	Schematic No.	Tuning Condenser Cap. M.M.F.	Nominal Inductance U.H.	Dimensions
14-9001	FF	103	98	880	5/32 x 3/4 x 2 5/8
14-9003	FR	12	365	240	1/2 Dia. x 7 lg.
14-9005	FF	104	123	667	5/32 x 3/4 x 3 1/8
14-9009	FR	12	165	506	3/8 Dia. x 7 lg.
14-9011	FR	12	73	1125	3/8 Dia. x 5 lg.
14-9013	FR	12	123	667	3/8 Dia. x 5 lg.
14-9015	IF	4	Any Cap. 100 - 365	Adjustable 200 - 900	3/8 Dia. x 2 lg.
14-9017	FR	103	365	240	3/4 x 1 x 3 1/2 with MTG Bracket
14-9019	FF	103	365	240	5/32 x 13/16 x 3 1/2

Transistor Oscillator Coils

POPULAR COILS FOR REPLACEMENT, HOBBYIST AND EXPERIMENTER. BROADCAST FREQUENCIES.

Part No.	Fig.	Schematic No.	Tuning Condenser Cap. M.M.F.	Nominal Inductance U.H.	Dimensions
14-9004	IF	15	365 (Pad. 750)	140	11/16 Dia. x 7/8 H.
14-9006	SS	105	78	248	1/2 x 1/2 x 5/8 H.
14-9020	SS	106	98	207	3/8 x 3/8 x 5/8 H.
14-9010	IF	83	82	262	9/16 Dia. x 1 1/8 H.
14-9012	US	83	82	262	9/16 Dia. x 1 1/8 H.
14-9014	IF	83	98	207	11/16 Dia. x 7/8 H.
14-9016	IF	83	365 (Pad. 750)	145	11/16 Dia. x 7/8 H.

Midget Variable Condensers

FOR TRANSISTOR TYPE RECEIVERS

Two section counter clockwise rotation for capacity increase. Shaft diameter is 1/4". Each section provided with a trimmer. Osc. section cut plates for 455KC I.F.

Part No.	Capacity Range Antenna Section	Capacity Range Osc. Section	Dimensions	Mounting
21-9001	5.5 to 74 MMF	5.2 to 58 MMF	1 3/8 x 1 5/16 x 15/16	4-36 Tapped Holes
21-9002	8.8 to 131.9	8.5 to 106.3	1 3/8 x 1 5/16 x 1 3/16	6-32 Tapped Holes
21-9003	8.8 to 131.9	7.7 to 85.9	1 3/8 x 1 5/16 x 15/16	6-32 Tapped Holes
21-9004	9.9 to 182.3	7.7 to 85.9	1 3/8 x 1 5/16 x 1 3/16	6-32 Tapped Holes
21-9005	10 to 365	10 to 365	2 3/16 x 1 13/16 x 1 5/8	6-32 Tapped Holes
21-9006	Single Section 10-365 MMF		1 3/8 x 1 5/16 x 1 3/16	6-32 Tapped Holes

Schematics listed in back of catalog.

Transistor Circuit

Build It Yourself—All Transistor Receiver

COMPLETE SCHEMATIC AND PARTS LIST

Six Transitor AM Receiver — 540-1650 KC.

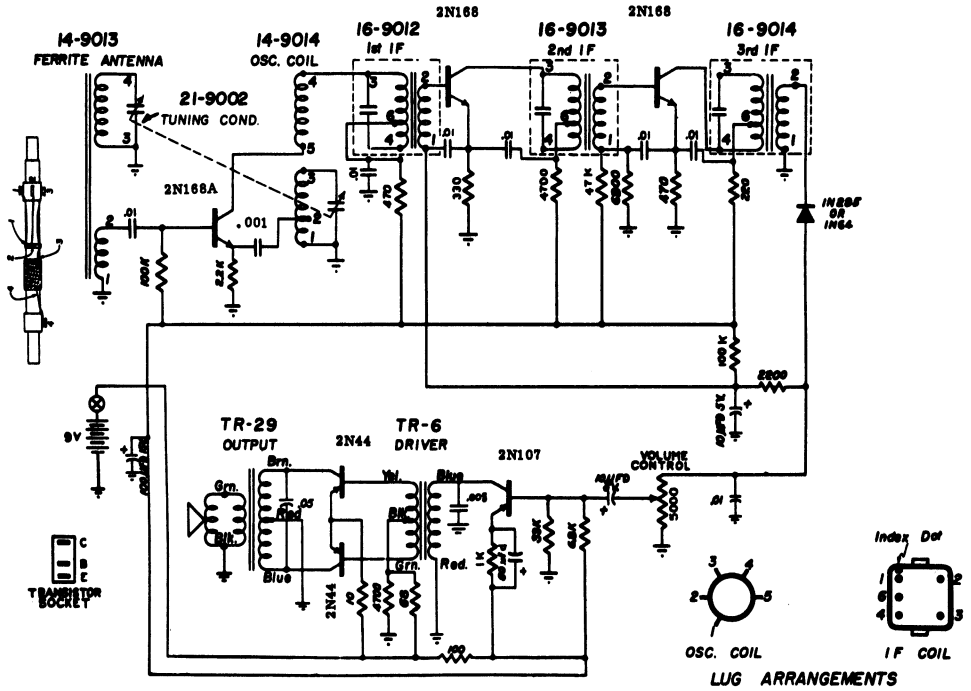

1	Ferrite Antenna Coil	Part #14-9013
1	Oscillator Coil	Part #14-9014
1	1st IF Transformer	Part #16-9012
1	2nd IF Transformer	Part #16-9013
1	3rd IF Transformer	Part #16-9014
1	Driver Transformer	Part #TR-6
1	Output Transformer	Part #TR-29

TRANSISTORS

2N168A	CONVERTER	G.E.
2N168	1st and 2nd IF	G.E. or Equal
2N107	1st AUDIO	G.E. or Equal
2N44	AUDIO OUTPUT	G.E. or Equal
Crystal Diode 1N64 or 1N295		Sylvania, RCA, Raytheon or Equivalent

RESISTORS

1	10 Ohms 1/2 W Carbon 10% (Brn-Blk-Blk)
1	68 Ohms 1/2 W Carbon 10% (Blue-Sl-Blk)
1	100 Ohms 1/2 W Carbon 10% (Brn-Blk-Brn)
1	220 Ohms 1/2 W Carbon 10% (Red-Red-Brn)
1	330 Ohms 1/2 W Carbon 10% (Or-Or-Brn)
2	470 Ohms 1/2 W Carbon 10% (Yel-Pur-Brn)
1	1000 Ohms 1/2 W Carbon 10% (Brn-Blk-Red)
2	2200 Ohms 1/2 W Carbon 10% (Red-Red-Red)
2	4700 Ohms 1/2 W Carbon 10% (Yel-Pur-Red)
2	6800 Ohms 1/2 W Carbon 10% (Blue-Sl-Red)
1	33000 Ohms 1/2 W Carbon 10% (Or-Or-Or)
1	47000 Ohms 1/2 W Carbon 10% (Yel-Pur-Or)
2	100000 Ohms 1/2 W Carbon 10% (Brn-Blk-Yel)

CONDENSERS

2	10 MFD 5V Tubular Electrolytic
8	.01 MFD 200V (Paper or Ceramic)
1	.005 MFD 200V (Paper or Ceramic)
1	.05 MFD 200V (Paper or Ceramic)
2	10 MFD 5V Tubular Electrolytic
1	50 MFD 5V Tubular Electrolytic
1	100 MFD 15 Tubular Electrolytic

MISCELLANEOUS

6	Transistor Sockets	
3	5-Terminal Insulated Tie Lugs	
1	1-Terminal Insulated Tie Lug	
1	2-Gang Variable Condenser	Part #21-9002
1	PM SPKR	
1	5000 Ohm Volume Control with Switch	
1	9 Volt Battery Eveready 226, 239 or 276	
	Hook Up Wire 24 or 22 AWG	
	Rosin Core Solder 60/40	
1	Chassis	
1	Battery Plug or Clips to match battery	
1	Perforated Fibre Strip to mount antenna coil	

See page 99 for the coils and tuning condenser description.

See the blue section of this catalog for the transformer descriptions.

BC

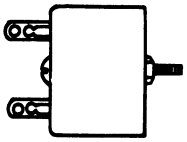

SF

CK

PI

SW

Air Core RF Chokes

Thoroughly moisture proofed: Single 6/32 hole mounting. Schematic #1, dimensions 7/8 long x 1 1/8 diameter. Fig. BC

Part No.	Inductance M.H.	D.C. Res. Ohms	Current Capacity
19-1986	.25	10	50
19-1987	.5	15	50
19-1988	.75	15	50
19-1989	1.0	24	50
19-1990	1.5	29	50
19-1994	2.5	40	20
19-4551	5.5	57.5	20

Part No.	Inductance M.H.	D.C. Res. Ohms	Current Capacity
19-2078	8	75	20
19-8770	10	82.5	20
19-1995	16	108	20
19-1991	20	140	20
19-2330	30	159	20
19-3247	60	258	20
19-2709	80	372	16

SF TYPE

Mounting Type SF, schematic number 28, mount with 6/32 screw, dimensions 7/8 high - 1 3/8 x 1 3/8 case. 19-7908 is 1 3/4 high.

Part No.	Inductance M.H.	D.C. Res. Ohms	Current Capacity
19-7908	.0825	2.05	50
19-5580	.5	11	50
19-5581	1.0	19	50
19-5582	2.5	37	20
19-5584	5.5	62	20
19-5588	8	77	30

Part No.	Inductance M.H.	D.C. Res. Ohms	Current Capacity
19-1900	10	82	20
19-5590	16	109	20
19-5592	30	165	20
19-5594	60	318	16
19-5596	80	342	16

RF Filament Chokes Single layer Wound

Mounting type SW, schematic number 1, dimensions 3/4 long x 3/8 diameter.

Part No.	Inductance U.H.	D.C. Res. Ohms	Current Capacity
19-1007	.7	.1	300
19-1000	1	.207	300
19-1001	1.5	.252	300
19-1002	2.4	.331	300
19-1003	3.9	.4	300

Part No.	Inductance U.H.	D.C. Res. Ohms	Current Capacity
19-1008	5.5	.69	300
19-1004	6.2	.525	300
19-1009	8.2	1.12	300
19-1005	10	.697	300

RF Chokes — Universal Progressive Wound

LOW DISTRIBUTED CAPACITY.

Mounting type CK, schematic number 1, dimensions 7/8 high x 3/8 diameter.

Part No.	Inductance U.H.	D.C. Res. Ohms	Current Capacity
19-6022	22	1.17	300
19-6033	33	1.43	300
19-7047	47	0.82	300

Part No.	Inductance U.H.	D.C. Res. Ohms	Current Capacity
19-7068	68	1.10	300
19-7100	100	1.33	300

Phenolic Form 3 PI Windings

LOW DISTRIBUTED CAPACITY.

Mounting type PI, schematic number 1, dimensions 3/4 long x 3/16 diameter.

Part No.	Inductance M.H.	D.C. Res. Ohms	Current Capacity
19-1030	.1	4.1	125
19-1031	.15	5	125
19-1032	.24	6.6	125
19-1033	.39	8.7	125

Part No.	Inductance M.H.	D.C. Res. Ohms	Current Capacity
19-1034	.55	10	125
19-1035	.62	11	125
19-1036	.75	13	125
19-1037	1.0	15	125

Multiple PI Wound Choke

LOW DISTRIBUTED CAPACITY.

Mounting type PI, schematic number 1

Part No.	Inductance M.H.	D.C. Res. Ohms	Current Capacity
19-1060	.25	8	200
19-1061	.5	12	200
19-1062	1	17	200
19-1063	1.5	21	200
19-1064	2.5	28	200

Part No.	Inductance M.H.	D.C. Res. Ohms	Current Capacity
19-1065	5	42	125
19-1066	7.5	82	125
19-1067	10	95	125
19-1068	25	160	125

Chokes

"Iron Core" RF Chokes

High permeability powdered iron cores, universal wound.
Mounting type BC, schematic number 20, dimensions 1" long x 1 1/8 diameter.
19-2400 mounting CK, schematic number 1, dimensions 1" long x 1/2 diameter.

Part No.	Inductance M.H.	D.C. Res. Ohms	Current Capacity MA
19-6832	.5	9	50
19-6833	1.0	14	50
19-2400	2.4	12	125
19-6834	2.5	22.5	20
19-6837	5.0	34	20
19-6840	10.0	51.4	20

Part No.	Inductance M.H.	D.C. Res. Ohms	Current Capacity MA
19-6842	30	114	20
19-6844	60	247	15
19-6846	80	258	15
19-6848	125	330	15
19-6849	150	450	15

BC

SF TYPE

Mounting type SF, schematic number 28, dimensions 1" high 1 3/8 x 1 3/8 Case.

Part No.	Inductance M.H.	D.C. Res. Ohms	Current Capacity MA
19-6854	2.5	22.5	20
19-6860	10	51.4	20
19-6862	30	114	20

Part No.	Inductance M.H.	D.C. Res. Ohms	Current Capacity MA
19-6864	60	247	15
19-6866	80	258	75
19-6868	125	330	75

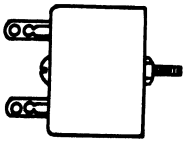

SF

"Iron Core" Single layer Wound

Mounting type CK, schematic number 20, dimensions 7/32 x 7/8 long.

Part No.	Inductance U.H.	D.C. Res. Ohms	Current Capacity MA
19-1010	10	.06	300
19-1006	15	.02	300
19-1011	24	.28	300
19-1012	39	.65	300

Part No.	Inductance U.H.	D.C. Res. Ohms	Current Capacity MA
19-1013	55	.92	300
19-1014	62	1.0	300
19-1015	82	1.6	300
19-1016	100	2.0	200

CK

Heavy Duty Hash Chokes

Especially designed for hash interference such as vibrator and motor noises, ignition and generator interference. These high efficiency, high inductance and high current chokes may also be used as parasitic suppressors in transmitter equipment. Mounting type HC, schematic number 20, dimensions 5/8 x 1 1/4 long.
19-4215 Mounting type WC, schematic number 1, dimensions 5/8 x 1 1/4

Part No.	Inductance U.H.	D.C. Res. Ohms	Current Capacity
19-4214	3.35	.008	13A
19-4215	4.0	.012	6A

Part No.	Inductance U.H.	D.C. Res. Ohms	Current Capacity
19-4216	4.9	.013	8A
19-4217	8.8	.017	5A

HC

"Iron Core" 3 Section Windings

Mounting type PI, schematic number 20, dimensions 7/32 x 7/8 long.

Part No.	Inductance M.H.	D.C. Res. Ohms	Current Capacity MA
19-1040	1.0	7	125
19-1041	1.5	9	125
19-1047	2.4	12	125
19-1042	3.9	17	125

Part No.	Inductance M.H.	D.C. Res. Ohms	Current Capacity MA
19-1043	5.5	22	125
19-1044	6.2	33	125
19-1045	8.2	45	100
19-1046	10	47	50



WC

PI

Ferrite Core RF Chokes

PI

Through the use of high permeability ferrite cores a high inductance, along with a low DC resistance and small size is now available to the industry.

Mounting type PI, schematic number 20, dimensions 1/4 x 7/8 long.

Part No.	Inductance M.H.	D.C. Res. Ohms	Current Cacpacity MA
19-1050	2.5	8.3	200
19-1051	5	13.5	200
19-1052	10	28	125

Part No.	Inductance M.H.	D.C. Res. Ohms	Current Capacity MA
19-1053	25	70	75
19-1054	50	110	75

Adjustable "Universal" RF Chokes



SB

For set builders, experimenters and hobbyists who require inductance slightly different than standard values. This series of coils has been designed to permit variations by simple screw-driver adjustment, making possible exact tuning of the circuit. Shielded coils have terminals in base.

Mounting type SB, schematic 3, dimensions 1 1/4 high x 1 1/8 diameter. Mounted by single bracket.

Part No.	Inductance M.H.			Current Capacity MA
19-6880	.045	-	.11	200
19-6881	.095	-	.21	200
19-6882	.19	-	.42	200
19-6883	.38	-	.75	125
19-6884	.68	-	1.1	125
19-6885	.95	-	1.6	125
19-6886	1.5	-	2.3	125
19-6887	2.0	-	3.2	125

Part No.	Inductance M.H.			Current Capacity MA
19-6888	3.0	-	4.7	125
19-6889	4.5	-	7.2	125
19-6890	7.0	-	11	125
19-6891	10	-	16	125
19-6892	15	-	23	125
19-6893	20	-	31	100
19-6894	30	-	50	100

Mounting type ST, schematic 29, dimensions 2 1/2 high x 1 3/8 x 1 3/8, mounting centers 1 3/8.



ST

Part No.	Inductance M.H.			Current Capacity MA
19-6872	2.5	-	10	110
19-6874	10	-	30	110
19-6876	30	-	60	100

Adjustable Ceramic Form Inductors

Sub-miniature wound on silicone impregnated ceramic forms for maximum stability. Mounting hardwate supplied. Mounting type CF, schematic number 3, dimensions 5/8 high, mounting centers 3/16 holes.

Part No.	Inductance Range U.H.			Diameter
19-6800	.15	-	.28	1/4
19-6801	.25	-	.40	1/4
19-6802	.38	-	.70	1/4
19-6803	.65	-	1.2	1/4
19-6804	1.0	-	2.0	1/4
19-6805	2.0	-	4.0	1/4
19-6806	4.0	-	8.0	1/4

Part No.	Inductance Range U.H.			Diameter
19-6807	8.0	-	16.0	1/4
19-6808	16	-	32	1/4
19-6809	32	-	64	5/16
19-6810	64	-	120	5/16
19-6811	120	-	240	5/16
19-6812	240	-	400	3/8

Adjustable Nylon Form Chokes

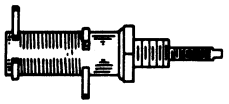

CF

Part No.	Fig.	Schematic	Inductance In U.H.	Mtg.	H.	Diameter
19-6815	CF	3	Form Only	5/16	1 3/8	3/8
19-6816	CF	3	1 - 2.5	5/16	1 3/8	3/8
19-6817	CF	3	2 - 5.5	5/16	1 3/8	3/8
19-6818	CF	3	5 - 12	5/16	1 3/8	3/8
19-6819	CF	3	10 - 25	5/16	1 3/8	3/8
19-6820	CF	3	20 - 55	5/16	1 3/8	3/8
19-6821	CF	3	50 - 140	5/16	1 3/8	3/8
19-6822	CF	3	120 - 330	5/16	1 3/8	3/8
19-6823	CF	3	310 - 860	5/16	1 3/8	3/8

Chokes

Encapsulated RF Chokes

These chokes are encapsulated in epoxy resin and conform to MIL-C-15305A. A complete range of inductance is available from 0.1 UH to 50 MH in a small and fully insulated coil. Fig. EC

Part No.	Inductance ± 5%	Resistance ± 10%	Self Resonant Frequency	Q Frequency	Dimensions	Current MA	Schematic
19-2001	0.1 uh.	.01	540 Mc.	82 @ 25 Mc.	.375 x 1.125	300	1
19-2002	0.15 uh.	.012	455 Mc.	90 @ 25 Mc.	.375 x 1.125	300	1
19-2003	0.22 uh.	.017	360 Mc.	92 @ 25 Mc.	.375 x 1.125	300	1
19-2004	0.33 uh.	.019	300 Mc.	95 @ 25 Mc.	.375 x 1.125	300	1
19-2005	0.47 uh.	.022	270 Mc.	105 @ 25 Mc.	.375 x 1.125	300	1
19-2006	0.68 uh.	.03	235 Mc.	110 @ 25 Mc.	.375 x 1.125	300	1
19-2007	0.75 uh.	.033	230 Mc.	115 @ 25 Mc.	.375 x 1.125	300	1
19-2008	0.82 uh.	.035	220 Mc.	115 @ 25 Mc.	.375 x 1.125	300	1
19-2009	1.0 uh.	.05	205 Mc.	110 @ 25 Mc.	.375 x 1.125	300	1
19-2010	1.5 uh.	.08	170 Mc.	68 @ 7.9 Mc.	.375 x 1.125	300	1
19-2011	2.4 uh.	.16	136 Mc.	70 @ 7.9 Mc.	.375 x 1.125	300	1
19-2012	3.9 uh.	.5	100 Mc.	70 @ 7.9 Mc.	.375 x 1.125	300	1
19-2013	5.5 uh.	.69	85 Mc.	70 @ 7.9 Mc.	.375 x 1.125	300	1
19-2014	6.2 uh.	.75	80 Mc.	70 @ 7.9 Mc.	.375 x 1.125	300	1
19-2015	8.2 uh.	1.12	70 Mc.	70 @ 7.9 Mc.	.375 x 1.125	300	1
19-2016	10.0 uh.	1.5	60 Mc.	70 @ 7.9 Mc.	.375 x 1.125	200	1
19-2017	10.0 uh.	.06	40 Mc.	85 @ 2.5 Mc.	.375 x 1.125	300	20
19-2018	15.0 uh.	.12	37 Mc.	85 @ 2.5 Mc.	.375 x 1.125	300	20
19-2019	24.0 uh.	.28	31 Mc.	80 @ 2.5 Mc.	.375 x 1.125	300	20
19-2020	39.0 uh.	.65	24 Mc.	85 @ 2.5 Mc.	.375 x 1.125	300	20
19-2021	55.0 uh.	.92	20 Mc.	90 @ 2.5 Mc.	.375 x 1.125	300	20
19-2022	62.0 uh.	1.0	18 Mc.	95 @ 2.5 Mc.	.375 x 1.125	300	20
19-2023	82.0 uh.	1.6	17 Mc.	110 @ 2.5 Mc.	.375 x 1.125	300	20
19-2024	100.0 uh.	2.0	14 Mc.	130 @ 2.5 Mc.	.375 x 1.125	200	20
19-2025	0.10 mh.	4.1	15 Mc.	20 @ 790 Kc.	.500 x 1.125	125	1
19-2026	0.15 mh.	5.0	10.5 Mc.	25 @ 790 Kc.	.500 x 1.125	125	1
19-2027	0.24 mh.	6.6	8.0 Mc.	20 @ 790 Kc.	.500 x 1.125	125	1
19-2028	0.39 mh.	8.7	6.5 Mc.	20 @ 790 Kc.	.500 x 1.125	125	1
19-2029	0.55 mh.	10.0	5.0 Mc.	20 @ 790 Kc.	.625 x 1.125	125	1
19-2030	0.62 mh.	11.0	4.8 Mc.	20 @ 790 Kc.	.625 x 1.125	125	1
19-2031	0.75 mh.	13.0	4.3 Mc.	20 @ 790 Kc.	.625 x 1.125	125	1
19-2032	1.0 mh.	15.0	3.7 Mc.	35 @ 250 Kc.	.625 x 1.125	125	1
19-2033	1.0 mh.	7.0	3.0 Mc.	95 @ 250 Kc.	.625 x 1.125	125	20
19-2034	1.5 mh.	9.0	2.5 Mc.	100 @ 250 Kc.	.625 x 1.125	125	20
19-2035	2.4 mh.	12.0	2.0 Mc.	100 @ 250 Kc.	.625 x 1.125	125	20
19-2036	3.9 mh.	17.0	1450 Kc.	90 @ 250 Kc.	.750 x 1.375	125	20
19-2037	5.5 mh.	22.0	1280 Kc.	85 @ 250 Kc.	.750 x 1.375	125	20
19-2038	6.2 mh.	33.0	1170 Kc.	110 @ 250 Kc.	.750 x 1.375	100	20
19-2039	8.2 mh.	45.0	1050 Kc.	100 @ 250 Kc.	.750 x 1.375	100	20
19-2040	10.0 mh.	47.0	940 Kc.	80 @ 250 Kc.	.750 x 1.375	50	20
19-2041	2.5 mh.	8.3	1590 Kc.	100 @ 250 Kc.	.625 x 1.375	200	20
19-2042	5.0 mh.	13.5	1130 Kc.	90 @ 250 Kc.	.750 x 1.375	200	20
19-2043	10.0 mh.	28.0	820 Kc.	90 @ 79 Kc.	.750 x 1.375	125	20
19-2044	25.0 mh.	70.0	570 Kc.	95 @ 79 Kc.	.750 x 1.375	75	20
19-2045	50.0 mh.	110.0	330 Kc.	90 @ 79 Kc.	.750 x 1.375	75	20



EC



PH

Printed Circuit Air Core RF Chokes

To provide for the ever expanding use of printed circuitry a complete line of RF chokes for this application is now available. 1 MH to 100 MH Coil length 7/8" Fig. PH.

Part No.	Inductance ± 5%	Resistance ± 10%	Self Resonant Frequency	Q Frequency	Diameter	Current M.A.	Schematic
19-3400	1.0 mh.	17.2 ohms	1970 Kc.	57 @ 250 Kc.	.700	125	1
19-3401	1.2 mh.	19.8 ohms	1830 Kc.	59 @ 250 Kc.	.720	125	1
19-3402	1.5 mh.	21.8 ohms	1725 Kc.	62 @ 250 Kc.	.740	125	1
19-3403	1.8 mh.	24.7 ohms	1550 Kc.	63 @ 250 Kc.	.750	125	1
19-3404	2.2 mh.	27.4 ohms	1430 Kc.	64 @ 250 Kc.	.770	125	1
19-3405	2.7 mh.	31.2 ohms	1330 Kc.	65 @ 250 Kc.	.800	125	1
19-3406	3.3 mh.	34.8 ohms	1230 Kc.	66 @ 250 Kc.	.820	125	1
19-3407	3.9 mh.	38.9 ohms	1125 Kc.	65 @ 250 Kc.	.850	125	1
19-3408	4.7 mh.	43.2 ohms	1060 Kc.	66 @ 250 Kc.	.875	125	1
19-3409	5.6 mh.	48.0 ohms	950 Kc.	64 @ 250 Kc.	.910	125	1
19-3410	6.8 mh.	53.6 ohms	895 Kc.	64 @ 250 Kc.	.950	125	1
19-3411	8.2 mh.	60.8 ohms	650 Kc.	48 @ 250 Kc.	.850	100	1
19-3412	10.0 mh.	68.0 ohms	600 Kc.	54 @ 79 Kc.	.880	100	1
19-3413	12.0 mh.	77.0 ohms	530 Kc.	58 @ 79 Kc.	.910	100	1
19-3414	15.0 mh.	87.7 ohms	498 Kc.	61 @ 79 Kc.	.950	100	1
19-3415	18.0 mh.	97.9 ohms	463 Kc.	64 @ 79 Kc.	.985	100	1
19-3416	22.0 mh.	108.0 ohms	400 Kc.	64 @ 79 Kc.	.985	75	1
19-3417	27.0 mh.	121.0 ohms	367 Kc.	64 @ 79 Kc.	1.045	75	1
19-3418	33.0 mh.	209 ohms	360 Kc.	55 @ 79 Kc.	1.000	75	1
19-3419	39.0 mh.	231 ohms	330 Kc.	55 @ 79 Kc.	1.050	75	1
19-3420	47.0 mh.	263 ohms	238 Kc.	50 @ 79 Kc.	.910	50	1
19-3421	56.0 mh.	292 ohms	221 Kc.	49 @ 79 Kc.	.950	50	1
19-3422	68.0 mh.	326 ohms	200 Kc.	42 @ 79 Kc.	1.000	50	1
19-3423	82.0 mh.	368 ohms	181 Kc.	39 @ 79 Kc.	1.025	50	1
19-3424	100.0 mh.	394 ohms	172 Kc.	37 @ 79 Kc.	1.075	50	1

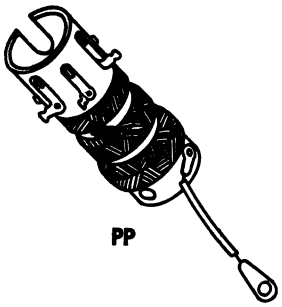

PP

CC

WF

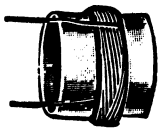

SP

"Plug-In" Type Coils

For use by hobbyists interested in building regenerative type receivers. Cover range from 17-1500 meters. For use with Socket Type 9693. Complete instructions furnished.

Part No.	Fig.	Schematic No.	Frequency Range	Mtg.	Dimensions	
					H.	W. x D.
18-2944	PP	9	200- 550 KC	Socket	2	½ Dia.
18-2943	PP	8	550-1500 KC	Socket	1¾	1 Dia.
18-2942	PP	8	8.6-17.6 MC	Socket	1¾	1 Dia.
18-2940	PP	8	15-43 MC	Socket	1¾	1 Dia.
18-2941	PP	8	43-86 MC	Socket	1¾	1 Dia.
18-3500	PP	9	175- 540 KC	Socket	2	½ Dia.
18-3501	PP	9	540-1500 KC	Socket	2	½ Dia.
18-3502	PP	7	1.4-4.5 MC	Socket	1⅝	1 Dia.
18-3503	PP	7	3.2-8.2 MC	Socket	1⅝	1 Dia.
18-3604	PP	7	8-18 MC	Socket	1⅝	1 Dia.
18-3505	PP	7	15-34 MC	Socket	1⅝	1 Dia.
9693	Socket for Above					

Transmitter Chokes

Highly efficient R.F. chokes for amateur and commercial use: six lateral wound sections. Provide efficient action over a wide frequency range. Low distributed capacity windings are on ceramic dowels with tapped end holes. Mounting brackets included.

Part No.	Fig.	Schematic No.	Inductance M.H.	Current Capacity M.A.	Resistance Ohms	Mtg.	Dimensions	
							H.	W. x D.
19-3018	CC	1	2.5	1000	5	3¾	2½	4⅛ x 1⅛
19-3019	CC	1	2.8	1000	5	3¾	2½	4⅛ x 1¾
19-3022	CC	1	5.5	500	12.5	3¾	2½	4⅛ x 2
19-3025	CC	1	5.9	200	34.9	3¾	2½	4⅛ x 1½

Replacement I.F. Windings and Slip-Over Primaries

Coupling is adjustable by sliding primary. Complete instructions are furnished.

Part No.	Fig.	Schematic No.	Use	Mtg.	Dimensions	
					H.	W. x D.
16-6600	WF	7	157 KC Replacement IF Winding		1¾	¾
16-6601	WF	7	456 KC Replacement IF Winding		1¾	¾
16-6602	WF	8	175 KC Replacement IF Winding		1¾	¾
16-6603	WF	8	456 KC Replacement IF Winding		1¾	¾
14-6850	SP	1	"Slipover" RF Primary	1¼	¾	1 7/16
14-6852	SP	1	"Slipover" RF Primary	1	¾	1 3/16
14-6854	SP	1	"Slipover" RF Primary	⅞	¾	1
14-6856	SP	1	"Slipover" RF Primary	¾	¾	11/16
14-8418	SP	1	"Slipover" RF Primary	½	¼	11/16
14-6865	SP	1	Dowel MTG RF Primary		½	½

Schematics listed in back of catalog.

Special Purpose

Phono-Oscillator Coil

For use in building either wireless or direct connected phonograph —oscillator units for record reproduction through the radio receiver.

Part No.	Fig.	Schematic No.	Use	Mtg.	Dimensions H.	Dimensions W. x D.
17-9373	MT	78	See "How to Build" Manual for Circuit.	1 3/8	3 1/2	1 3/8 x 1 3/8

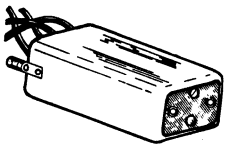

MT

456 KC. Narrow Band Discriminator Coil

Designed for use in adaptors for converting regular communication receivers with 456 KC I. F. systems to narrow band F. M. Peak separation of discriminator is approximately 25KC and useable linear portion of characteristic is about 15 KC.

Part No.	Fig.	Schematic No.	Mtg.	Dimensions H.	Dimensions W. x D.
17-3486	ST	80	1 3/8	2 1/2	1 3/8 x 1 3/8



ST

Beat Frequency Oscillator Coils

FOR USE WITH STANDARD I. F.'S IN SUPERHET RECEIVERS.

Part No.	Fig.	Schematic No.	Use	Mtg.	Dimensions H.	Dimensions W. x D.
17-6074	MT	79	Fixed Pitch for 290-650 KC I.F.	1 3/8	3	1 3/8 x 1 3/8
17-6753	MT	79	Variable Pitch Control for 456 KC I.F.	1 3/8	3	1 3/8 x 1 3/8

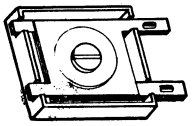

OP

RF Filament Supply Coil

Part No.	Fig.	Schematic No.	Use	Mtg.	Dimensions H.	Dimensions W. x D.
17-1000	ST	81	100 KC R.F. Oscillating Coil	1 3/8	3	1 3/8 x 1 3/8

AL

Adjustable Oscillator Padder Condensers

Part No.	Fig.	Capacity Range UUFD	Mtg.	Dimensions H.	Dimensions W. x D.
22-7000	OP	15- 115	1/4 hole	3/8	7/8 x 1 1/8
22-7001	OP	65- 315	1/4 hole	3/8	7/8 x 1 1/8
22-7006	OP	110- 560	1/4 hole	3/8	7/8 x 1 1/8
22-7007	OP	260- 800	1/4 hole	3/8	7/8 x 1 1/8
22-7008	OP	340-1100	1/4 hole	3/8	7/8 x 1 1/8

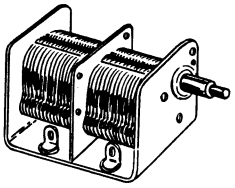

VA

"Alignaire" Condenser

Part No.	Fig.	Capacity Range UUFD	Mtg.	Dimensions H.	Dimensions W. x D.
22-5230	AL	2-12	solder lugs	7/16 Dia.	1 1/8

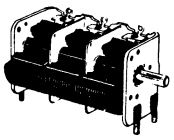

VC

Tuning Condenser

Part No.	Fig.	Use	Mtg.	Dimensions H.	Dimensions W. x D.
21-6128	VA	2 section variable 11-420 UUFD per section.	(3) 6-32 tapped holes	2 3/8	1 13/16 x 2 13/16
21-5202	VC	3 section variable 12-465 MMFD per section.	3/4 x 3 1/4	1 13/16	1 5/8 x 3 7/16
21-6131	VE	3 section variable—22 UUF per section—trimmers on center and rear section.	(3) 6-32 tapped holes	1 5/8	1 13/16 x 3 7/16

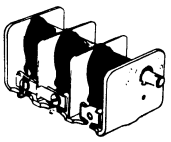

VE

Band Switches

Part No.	Fig.	Description	Mtg.	Dimensions W. x D.
24-8274	EA	4 pole 2 position Band Switch.	3/8 hole	3/4 x 1 5/8
24-8273	EC	3 section 3 pole 3 position Band Switch.	3/8 hole	1 5/8 x 4 1/2

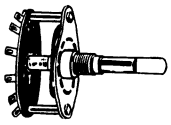

EA

Schematics listed in back of catalog.

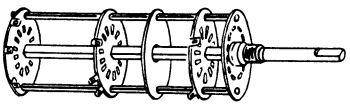

EC



SL

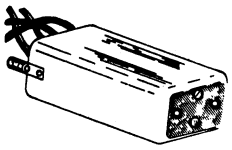

MT



PB

SU

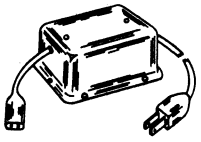

LF

TV, F.M. and Shortwave Wave Traps

Attenuate interfering signals with these new, highly efficient tunable wave traps. Several may be connected in series if interference exists on more than one frequency. Efficient with any balanced or unbalanced line from 50 to 500 ohms impedance.

Part No.	Fig.	Schematic No.	Attenuation Range	Mtg.	Dimensions H.	Dimensions W. x D.
★15-7510	SL	72	6 to 13 MC	3 7/16	1 3/4	2 x 3
★15-7511	SL	72	13 to 27 MC	3 7/16	1 3/4	2 x 3
★15-7512	SL	72	27 to 54 MC	3 7/16	1 3/4	2 x 3
★15-7513	SL	72	54 to 108 MC	3 7/16	1 3/4	2 x 3
★15-7514	SL	73	108 to 216 MC	3 7/16	1 3/4	2 x 3
★15-7513A*	SL	101	54 to 108 MC	3 7/16	1 3/4	2 x 3

* Consists of a parallel and a series trap. Will provide a better match and greater attenuation in some types of TV Receivers.

We make the following recommendations for elimination of undesirable television reception interference:

For interference arising from T. V. channels 2 to 6 inclusive install.....15-7513 or 15-7513A
For interference arising from T. V. channels 7 to 13 inclusive install.....15-7514
For interference arising from 40 meter band, install.....15-7510
For interference arising from 20 to 15 meter band; install.....15-7511
For interference arising from 10 and 6 meter band, install.....15-7512
For interference arising from taxis, Hi-Frequency police, install.....15-7514
For interference arising from FM stations, install.....15-7513 or 15-7513A

I.F. and Broadcast Band Wave Traps

Designed to eliminate interference caused by strong broadcast stations, image frequencies, and long-wave transmitters. Fully shielded and moisture protected. Instructions furnished for use either as rejector or by-pass. Mounting brackets are attached to the shield.

Part No.	Fig.	Schematic No.	Attenuation Range	Mtg.	Dimensions H.	Dimensions W. x D.
15-8479	MT	59	400- 700 KC	1 1/2	2	1 1/2 x 1 1/2
15-8480	MT	59	650-1000 KC	1 1/2	2	1 1/2 x 1 1/2
15-8481	MT	59	950-1600 KC	1 1/2	2	1 1/2 x 1 1/2
15-2866	PB	5	456 KC	1/8 hole	1 1/2	7/8 x 1 1/4
15-2888*	SU	110	265 KC	1 1/8	1 3/4	1 1/8 x 1 1/8

* Sylvania 118-0009

Filters

Eliminates T.V. interference caused by many types of electric and electronic equipment including vacuum sweepers, electric razors, oil burners, neon lights, etc. Insertion loss is almost zero.

Part No.	Fig.	Schematic No.	Use	Mtg.	Dimensions H.	Dimensions W. x D.
★15-1072	SL	75	Hi Pass 72 ohm TV Antenna "Coupler" Attenuates up to 50 MC	3 7/16	1 3/4	2 x 3
★15-1003	SL	74	Hi Pass 300 ohm TV Antenna "Coupler" Attenuates up to 50 MC	3 7/16	1 3/4	2 x 3
15-7813	LF	52	AC-DC Interference Filter - 115 Volts-220 Volts		5	2 1/4 x 2 1/4
15-7515	LF	68	Lo Pass 115V 3 Amp Line Filter	4 1/4	2	3 1/8 x 4 1/2
15-7520	MT	67	Band Stop 10 KC, 75MA. for Plate Audio Outputs with "squeals and Whistles."	1 3/4	2 3/4	1 3/4 x 1 3/4

Schematics listed in back of catalog.

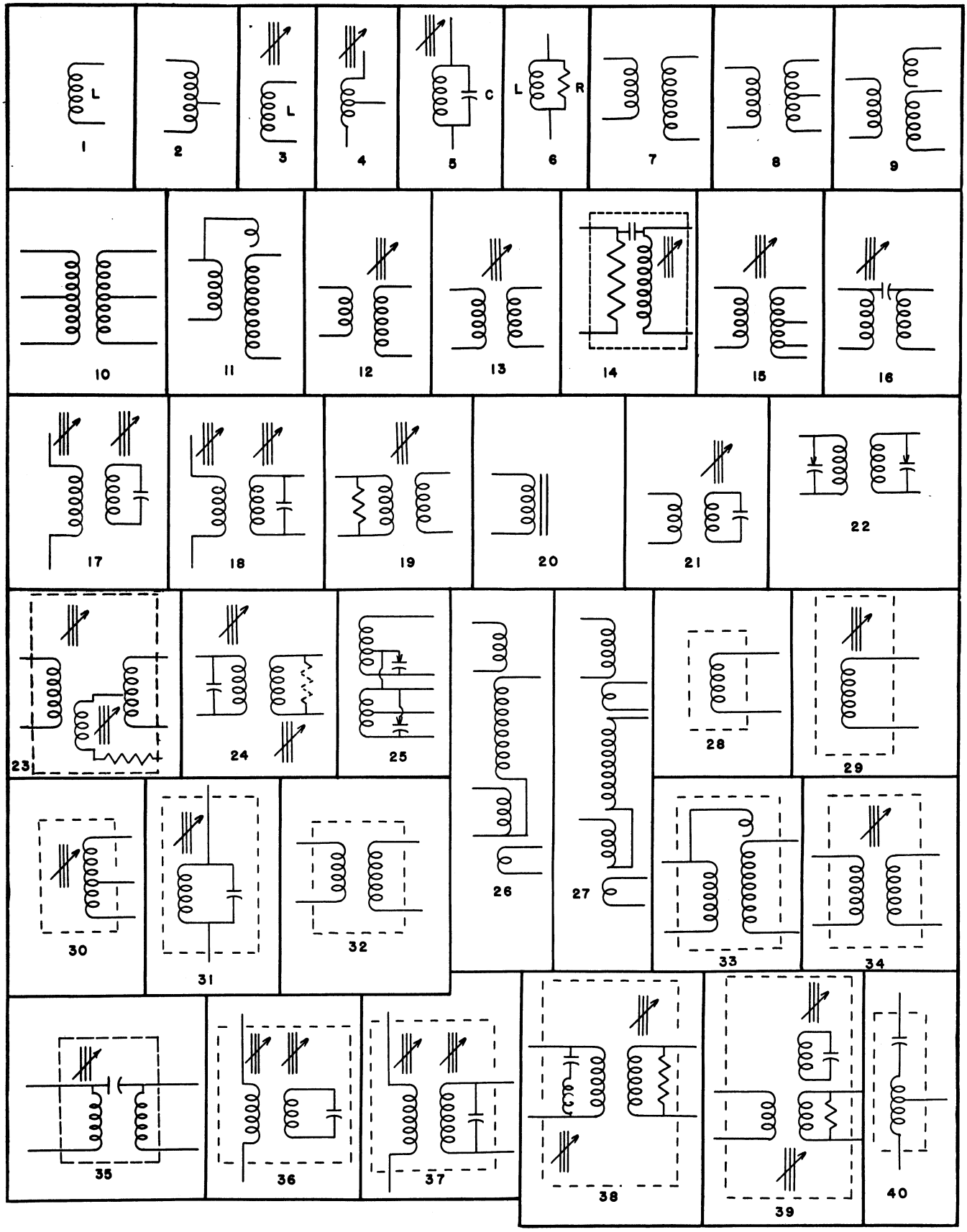
L
1
2
L
3
4
C
5
L
R
6
7
8
9
10
11
12
13
14
15
16
17
18
19
20
21
22
23
24
25
26
27
28
29
30
31
32
33
34
35
36
37
38
39
40

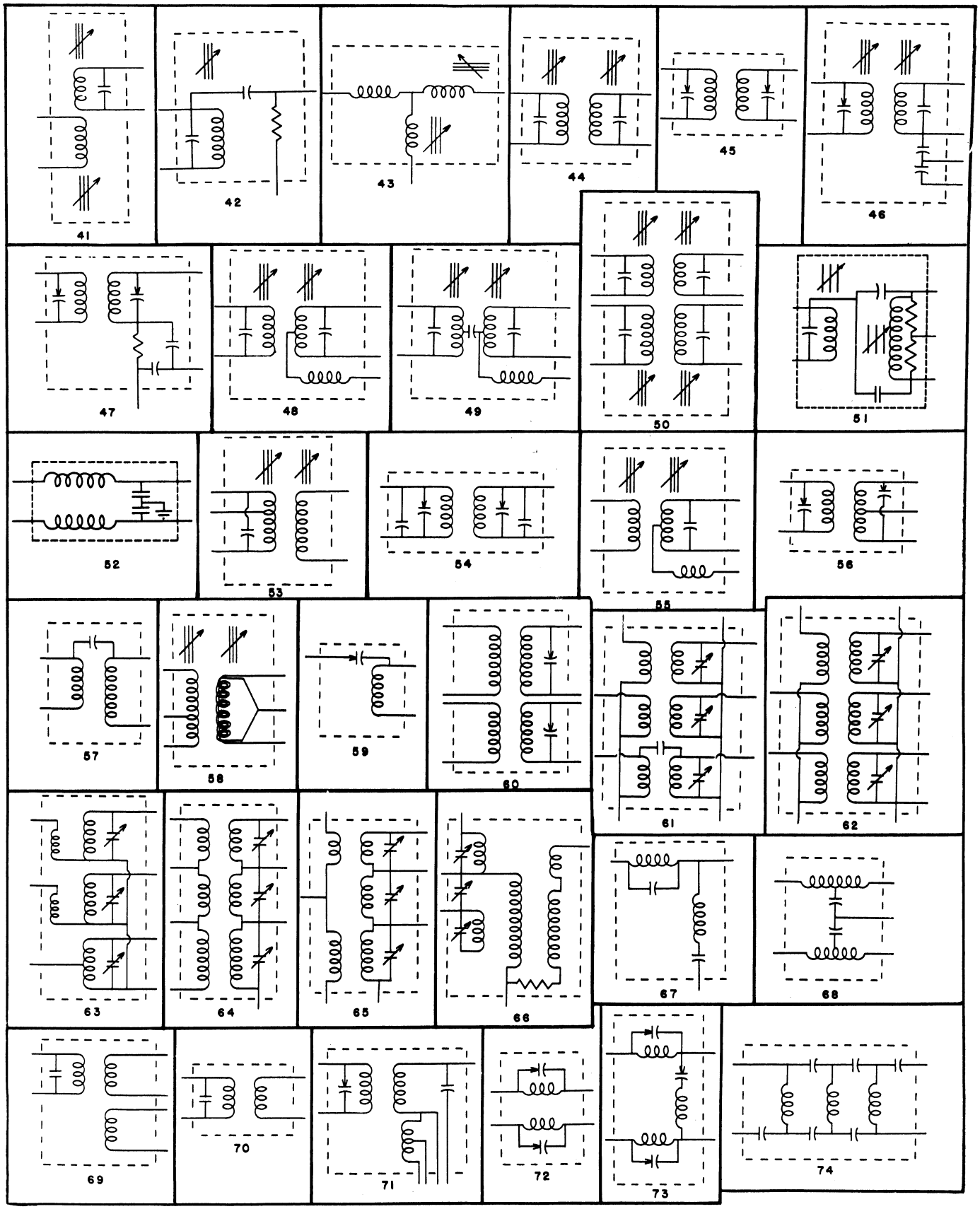
41
42
43
44
45
46
47
48
49
50
51
52
53
54
55
56
57
58
59
60
61
62
63
64
65
66
67
68
69
70
71
72
73
74

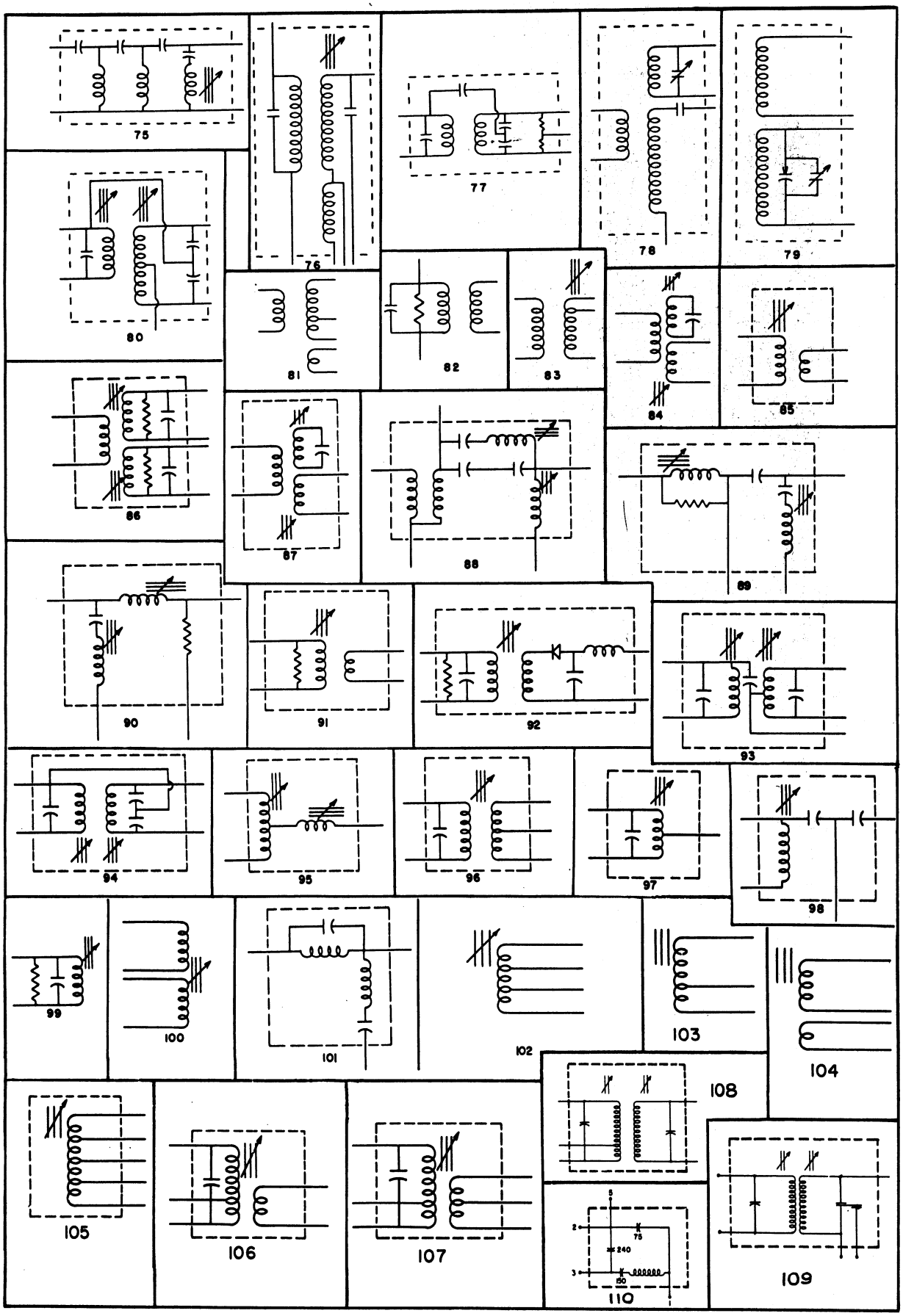
75
76
77
78
79
80
81
82
83
84
85
86
87
88
89
90
91
92
93
94
95
96
97
98
99
100
101
102
103
104
105
106
107
108
109
110
5
2
3
75
240
150

Notes: The individual sections are not all dated. Only the included industrial price section is dated December 1965. The scanned pages were held in a 1 inch ring binder, which was obviously meant to hold fewer pages than the pages scanned here. This may be the combination of two or more catalogs.

The color code of Applications sections (all scanning was black/white):

Pink: "How to Use the ... Guide", 2 pages.
White: Transformer and Coil Replacements for Radio.
Blue: Industrial Price (dated 12/65).
Multi: Television (parts list, model index, optional service notes)
different colors distinguish manufacturers.

Thordarson-Meissner Parts Section:
Alphabetical index (to all parts), white.

Transformers---
pg 01- 48 yellow
pg 49- 56 blue
pg 57- 66 white
pg 67- 86 green

Coils---
pg 87- 110 pink

The pages were scanned in B/W, saved to tif. The index, radio and television sections were scanned at 400 dpi for clarity of small text. The parts section was scanned at 600 dpi BW to capture small text as well as acceptable quality of the images present on most pages. The original images had relatively little grayscale depth, little was lost in the translation to 600dpi B/W.