

# QUALITY COMPONENTS *for* RADIO *and* ELECTRONICS

*Products of science and industry with  
built-in dependability designed and pro-  
duced for expanding fields of application.*

Today's Radio and Electronics "know-how" at Amphenol comes from pioneering research in keeping with growing needs and rapid development of Electronics. Radio and Electronic design, component functions, the best ways of precision, quantity production, wide distribution and prompt deliveries are the backbone of Amphenol service. Typical Amphenol products selected for listing in these pages from a full line and wide variety of Radio and Electronic supplies only partially indicate the complete line of products and services available for Radio and Electronic needs. Products are also made for special design projects and material specification according to customer's requirements. Inquiries will bring a prompt response with complete detailed information.

• • •

*The following twenty-five pages  
represent a condensed listing of  
Amphenol's well known and com-  
plete line of Radio-Electronic com-  
ponent parts. Illustrated and de-  
scribed are Radio Parts and Ac-  
cessories, Synthetics for Electron-  
ics, High Frequency Cables and  
Connectors, "AN" Connectors and  
"AN" Fittings.*

**Scanned by N7RHU**



**AMPHENOL**

**AMERICAN PHENOLIC CORPORATION**  
CHICAGO 50, ILLINOIS  
AMPHENOL LIMITED, TORONTO, CANADA

# AMPHENOL Builds to the Future of ELECTRONICS

CABLES • CONNECTORS • SOCKETS  
PLASTICS • PLUGS


AMPHENOL

## RETAINER RING "S" TYPE SOCKETS and "CP" TYPE PLUGS

— For quick easy assembly to chassis or panel from 19 gauge (.044") to 16 gauge (.062") using No. 4 Amphenol patented tempered steel retainer ring. High dielectric molded bakelite and cadmium plated contacts for easy soldering. Rotation feature for lining up contacts — wiring for short leads reduces chassis area required. Complete with retainer ring.



"S" Sockets	List Price	"CP" Plugs	List Price
78-S4 — 4-Contact	11c	86-CP4 — 4-Prong	11c
78-S5 — 5-Contact	11c	86-CP5 — 5-Prong	11c
78-S6 — 6-Contact	11c	86-CP6 — 6-Prong	11c
78-S7S — 7-Small	11c	86-CP7S — 7-Prong Small	11c
78-S7L — 7-Large	11c	86-CP7L — 7-Prong Large	11c
78-S7C — 7-Comb. for 7L and 7S	14c	86-CP8 — 8-Prong (Octal)	14c
78-S8 — 8-Octal	14c	86-CP9 — 9-Prong (Octal style)	17c
78-S9 — 9-Contact	17c	86-CP11 — 11-Prong (Octal style)	24c
78-S11 — 11-Contact	24c		
78-8L — Loktal	17c		



## U.H.F. LOW-LOSS POLYSTYRENE SOCKETS

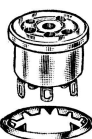
— Extremely low losses even at the highest frequencies. Transparent body molded from "912-A" polystyrene with extra long contact soldering lugs to prevent possible soldering heat damage. High efficiency in operation for temperature ranges not exceeding 200°F. Mounts in 1 1/2" hole with 1 1/2" mounting centers

54-8 — Octal Socket. 40c list



**LOKTAL SOCKET** — Made of Amphenol "912-A" pure polystyrene like the octal but with floating contacts for small loktal tube prongs. Takes full advantage of the high efficiency of the loktal tubes which do not have a loss-inducing insulating material base.

54-8L — Loktal Sockets. 45c list



**U.H.F. MINIATURE LOW-LOSS SOCKETS** — Amphenol "912-A" polystyrene 5 and 6 contact sockets for use with Miniature Amphenol polystyrene plug-in coil forms also listed. Greatly reduces U.H.F. circuit losses. Fits Hytron Bantam Jr. tubes.

54-5H — 5-Contact Miniature Socket. 35c list  
54-6H — 6-Contact Miniature Socket. 35c list

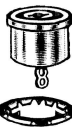
## No. 54-7P — MINIATURE POLYSTYRENE SOCKET.

An ultra-low loss socket to take full advantage of the newly developed seven prong miniature tubes. Molded from Amphenol 912-A polystyrene.

54-7P — 7-Contact Miniature Socket. 35c list


**U.H.F. TIP JACK OR BUSHING** — Contact accommodates .080" phone tip but contact may be removed and the transparent Amphenol "912-A" body used as a high frequency thru-panel bushing as well. Mounts in a plain round 5/8" hole, and is held in place with No. 2-9 retainer ring included.

54-1H — U.H.F. Tip Jack. 25c list



**CRYSTAL HOLDER SOCKET** — Same as 33-2 below except molded of ultra low-loss Amphenol "912-A" polystyrene. Contacts are of phosphor bronze, silver plated to keep resistance at a minimum. Contacts may be removed and the polystyrene body used as a two hole feed thru bushing.

54-2 Crystal Holder Socket. 30c list



## STANDARD CRYSTAL HOLDER SOCKET

Of black or mica filled bakelite for crystal holders having two prongs on 3/4" centers. Easily mounted and requires minimum area on chassis or panel. Used extensively for crystal phasing in receivers, crystal control of transmitters and test equipment. May be used as dual tip jack on test panels. Cadmium plated contacts.

33-2 — For 3/4" Diameter Prongs (Black Bakelite)	8c list
33-3 — For 3/4" Diameter Prongs (Black Bakelite)	8c list
33-2T — For 1/2" Diameter Prongs (Mica Filled Bakelite)	14c list
33-3T — For 3/4" Diameter Prongs (Mica Filled Bakelite)	14c list

**MIP MOLDED-IN-PLATE SOCKETS** — World's strongest socket. Sturdy steel mounting plate molded directly into bakelite body, cannot come loose or vibrate. 1 1/2" Mounting centers. Mounts in 1 1/2" hole (MIP7L and MIP20 in 1 3/4" hole). Molded from high dielectric black bakelite.

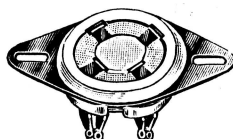
77-MIP4 — 4-Contact MIP Sockets	10c list
77-MIP5 — 5-Contact MIP Sockets	10c list
77-MIP6 — 6-Contact MIP Sockets	10c list
77-MIP7L — 7-Large MIP Sockets	12c list
77-MIP7S — 7-Small MIP Sockets	10c list
77-MIP8 — 8-Octal MIP Sockets	12c list
77-MIP9 — 9-Octal Style MIP Sockets	15c list
77-MIP11 — 11-Octal Style MIP Sockets	20c list
77-MIP12 — 12-Octal Style MIP Sockets	25c list
77-MIP20 — 20-Octal Style MIP Sockets	50c list

**MIP LOKTAL** — Molded-in-plate socket for loktal tubes. Identical to standard MIP sockets but is smaller in size and has 1 1/4" mounting centers. Mounts in 1 1/4" hole.

88-8X — Loktal Socket. 17c list

**MIDGET OCTAL** — Has all the features of the standard MIP sockets, but is smaller in size. For building compact radios and as the companion socket for the above loktal. Mounting centers, 1 1/4". Mounts in 1 1/4" hole.

88-8 — Midget Octal. 12c list

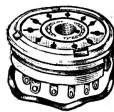


**STEATITE SOCKETS** — Recommended for high frequency work where high temperatures are encountered such as in transmitters, amplifiers having high output and for extensive replacement service use. Plates have slotted mounting holes to fit riveting centers from 1 1/2" to 1 3/4".

Less Plate	List	With Plate	List
49-SS4	39c	49-RSS4	40c
49-SS5	39c	49-RSS5	40c
49-SS6	39c	49-RSS6	40c
49-SS7S	39c	49-RSS7S	40c
49-SS7L	49c	49-RSS7L	40c
49-SS8	39c	49-RSS8	50c
		49-RSS8	50c

**MAGNAL STEATITE SOCKET** — Eleven contact socket of steatite as above. Has 1 1/4" pin circle to accept magnal 11-prong bases as found on many popular cathode ray and television tubes. Has octal style locating keyway. Complete with No. 2-14 ring.

49-SS11L — Magnal Steatite Socket. \$1.00 list



**FLOATING OCTAL SOCKETS** — Completely cushioned. Has enlarged mounting holes in the plate into which live rubber grommets are placed for cushioning the socket to obtain vibration free operation. Eliminates most tube microphonics. Mounts in a 1 3/4" hole with two 3/4" screw holes on 1 1/2" centers. Complete with socket, four rubber grommets, two mounting screws, nuts and washers.

MIP8-FK — Socket With Kit. 32c list

**REPLACEMENT SOCKETS** — Regular "S" sockets and "CP" plugs (listed to the left, above) assembled with No. 4 retainer ring to nickel-plated steel mounting plate with slotted mounting holes to fit riveting centers from 1 1/2" to 1 3/4". Extensively used by servicemen as replacements.

Socket	Plug	List
78-RS-4	86-RCP-4 — 4-Contact	12c
78-RS-5	86-RCP-5 — 5-Contact	12c
78-RS-6	86-RCP-6 — 6-Contact	12c
78-RS-7S	86-RCP-7S — 7-Small	12c
78-RS-7L	86-RCP-7L — 7-Large	12c
78-RS-7C	7-L & S — Comb.	15c
78-RS-8	86-RCP-8 — 8-Octal	15c
78-RS-9	86-RCP-9 — 9-Contact	18c
78-RS-11	86-RCP-11 — 11-Contact	25c
78-RS-8L	Loktal	18c


## MICA FILLED BAKELITE SOCKETS

All bakelite sockets and plugs on this page are also available molded from low-loss mica filled bakelite. To order, add letter "T" to catalog number and 6c to list price. Especially desirable for high frequency applications as mica filled bakelite has lower power factor and better dielectric constant.

CABLES  
CONNECTORS  
PLASTICS

AMERICAN PHENOLIC CORPORATION Chicago 50 IN TORONTO  
AMPHENOL LTD.





## MINIATURE SOCKETS

**78-7P RCA**— For 7-prong miniature tube series. Metal shell in socket center for grounding to chassis. Mounts firmly in place in  $\frac{3}{8}$ " hole with No. 2-9 retainer ring.

**78-7P — 7-Contact Miniature Socket**..... 17c list

For socket as above but molded in U.H.F. polystyrene see listing on another page.



**78-5P RAYTHEON** — For 5-prong miniature tubes of the Raytheon hearing aid tube types. Mounts firmly in  $\frac{1}{2}$ " hole with No. 2-10 retainer ring.

**78-5P — 5-Contact Miniature Socket**..... 17c list




**78-5H BANTAM JR.** — For 5-prong Hytron Bantam Jr. miniature tube types with  $\frac{3}{8}$ " diameter prongs. Also in 6-prong types for coil forms and plug connections.

**78-5H — 5-Contact**..... 17c list

**78-6H — 6-Contact**..... 17c list

For socket as above but molded in U. H. F. polystyrene see listing on another page.



**78-3SS PHOTOCCELL** — With contact spacing for practically all three prong miniature photocells — RCA Pee-Wee, Cetron, etc. Mounts firmly in  $\frac{3}{8}$ " hole with No. 2-9 retainer ring.


**78-3SS — 3-Contact**..... 14c list

## MINIATURE PLUGS

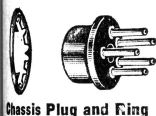
**CABLE TYPE** — Extremely compact plugs, used extensively for speaker connections in compact midgets. Also ideal for all plug-in connections where space is limited. Plated brass prongs are deeply recessed in individually

molded pockets, preventing shorts due to insulation pulling back. With molded finger grip. Fit miniature sockets above.

**CHASSIS TYPE** — Mounts in a plain round hole,  $\frac{5}{8}$ " in diameter. No screws or rivets required.



Cable Plug



Chassis Plug and Ring

Hold firmly in place by the No. 2-9 tempered steel retainer ring. Use with female miniature connectors (MPF types) on preceding page.

Chassis	Cable	Prongs	
N-CP-3S	71-3S	3	13c list
N-CP-4S	71-4S	4	13c list
N-CP-5S	71-5S	5	17c list
N-CP-6S	71-6S	6	17c list



## RECEPTACLES AND PLUGS 110-250 VOLT

Compact receptacles. Molded from high dielectric black bakelite. Rated at 15 amperes, 110 volts, or 10 amperes, 250 volts. Female type has both soldering lugs and binding screws; male has binding screws. 2-Pole type accepts any standard electric plug.

**RETAINER RING TYPE (Receptacles)**  
 61-F — 2-Pole Universal..... 22c list  
 60-F — 3-Pole Polarized..... 35c list

**WITH MOUNTING PLATE (Receptacles)**  
 61-F1 — 2-Pole Universal..... 22c list  
 60-F1 — 3-Pole Polarized..... 38c list

### Retainer Ring Type (Plugs)

N1-M — 2-Pole Standard..... 25c list  
 N1-MP — 2-Pole Polarized..... 25c list  
 N1-M — 3-Pole Polarized..... 35c list



### With Mounting Plate (Plugs)

61-M1 — 2-Pole Standard..... 28c list  
 61-F1P1 — 2-Pole Polarized..... 28c list  
 60-M1 — 3-Pole Polarized..... 38c list



Style similar to 61F above except has molded in plate like MIP sockets.  $\frac{1}{2}$ " mounting centers.  
**MIP-51F Receptacle**..... 25c list

## SHIELDED CABLE CONNECTORS

**110-250 VOLT CONNECTORS**— With 79-CC-4 cable clamps for cables up to  $\frac{1}{2}$ " in diameter. Clamp take up cable pull and relieves soldered connections of strain. Extremely practical for plug and cable connections of power lines. Fully shielded cable terminals in molded bakelite connection units encased in a tightly covered drawn steel cap — snaps on and fits securely — easily removed, rubber grommets for protection against abrasion.

With Clamp	List Price
61-F11	40c
61-M11	40c
61-MP11	40c
60-F11	50c
60-M11	50c

	With Grommet	List Price
2-Pole Universal Receptacle.....	61-F4	35c
2-Pole Standard Plug.....	61-M4	35c
2-Pole Polarized Plug.....	61-MP4	35c
3-Pole Receptacle.....	60-F4	45c
3-Pole Polarized Plug.....	60-M4	45c



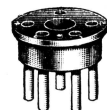
**MULTI-WIRE CABLE CONNECTORS**— Made of regular Amphenol "S" type tube sockets and "CP" plugs, snugly covered by a steel cap that fits tightly but may be removed with an ordinary screw driver. Cover is 1" in height, black japanned. A rubber grommet protects cable from abrasions. Metal cover shields cable terminal. Small and sturdy. Accommodates cables to  $\frac{1}{4}$ ".

nections and provides an unbreakable

Female	Male
78-PF4	86-PM4
78-PF5	86-PM5
78-PF6	86-PM6
78-PF7S	86-PM7S
78-PF7L	86-PM7L
78-PF8	86-PM8
78-PF9	86-PM9
78-PF11	86-PM11

4-Contact.....	25c list
5-Contact.....	25c list
6-Contact.....	25c list
7-Small.....	25c list
7-Large.....	25c list
8-Contact.....	25c list
9-Contact.....	28c list
11-Contact.....	35c list

**ONE PIECE MOLDED SPEAKER PLUGS** — Have prongs securely molded into one piece body. Each prong is deeply set into individually molded pockets eliminating the possibility of shorts in case of wire insulation pull-back. Extensively used as speaker plugs, for intercommunication systems, public address, remote control, etc. Fit standard tube sockets.



### WITH FINGER GRIP

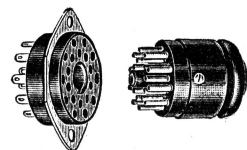
71-4 — 4-Prong.....	11c list
71-5 — 5-Prong.....	11c list
71-6 — 6-Prong.....	11c list
71-7 — 7-Prong.....	11c list

### WITH STRAIGHT SIDE

70-8 — 8-Prong.....	14c list
70-9 — 9-Prong.....	17c list
70-12 — 12-Prong.....	25c list
70-20 — 20-Prong.....	50c list

**20-CONTACT SOCKET AND SHIELDED PLUG** — Molded bakelite plug encased in black japanned steel shells for cables with up to twenty No. 18 conductors. Rubber grommet accepts cables to  $\frac{1}{8}$ " in diameter. Prongs molded directly into bakelite body, eliminating possibility of working loose or getting out of alignment. Molded octal type polarizing stud prevents incorrect insertions. Socket has molded-in steel mounting plate. Mounts in a  $\frac{1}{2}$ " hole, with riveting centers of  $\frac{1}{2}$ ".

70-PM-20 — 20-Prong Plug.....	75c list
77-MIP-20 — 20-Contact Socket.....	50c list



## ACCESSORIES FOR CABLE CONNECTORS

### CABLE CLAMP—

Designed primarily for cable strain relief. Used with 78-PF and 86-PM connectors and 60 and 61 series. Simply remove rubber grommet for connector and slip this grip into place. Relieves soldered connections of strain. Also used on panels and chassis, to anchor cables firmly in place. Slips easily into any shape hole from  $\frac{1}{16}$ " to  $\frac{5}{8}$ ". No screws or rivets required.




**79-CC-4 Cable Clamp**..... 10c list


### PULL-PROOF LOCKING SHELLS

#### CABLE TYPE—

Cadmium-plated steel covers which can be slipped over "PF" and "PM" Connectors and 60 and 61 series 110-250 volt Connectors. Locks connectors firmly together, preventing accidental pull-aparts. Especially-suited for public address work. Also used extensively in shops, etc., to pull proof connections in power cords. Set consists of one male and one female threaded shell.



CABLE SET 15-C-CAB



CHASSIS SET 15-C-CHA

**15-C-CAB — Per Set**..... 25c list

**CHASSIS TYPE**— Similar to the cable type in design except that one section is a threaded shell which fits under "S" type socket or retainer ring type 60 and 61 series. The other shell slips over the cable connector.

**15-C-CHA — Per Set**..... 25c list

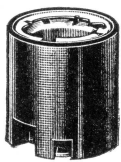
### MICA FILLED BAKELITE SOCKETS

All bakelite sockets and plugs on this page are also available molded from low-loss mica filled bakelite. To order, add letter "T" to catalog number and 6c to list price. Especially desirable for high frequency applications as mica filled bakelite has lower power factor and better dielectric constant.

# AMPHENOL Builds to the Future of ELECTRONICS

CABLES • CONNECTORS • SOCKETS  
PLASTICS • PLUGS

AMPHENOL



**PREFOCUSED LAMP RECEPTACLE**—For medium-base prefocused lamps as used in movie projectors. Also adaptable for using prefocused lamps in flood lights, beacons, searchlights, etc. and for experimental work. Molded from special high heat resisting bakelite to withstand temperatures to 450° F. Special air cooled design. Conservatively rated at 1000 watts, 110-250 volts. Listed by underwriters laboratories. Heavy brass contacts assure minimum resistance for maximum light intensity. Can be installed in most movie projectors without drilling new holes. Heavy fiber insulator to cover terminals after wiring included with receptacle alone, not needed with cap.

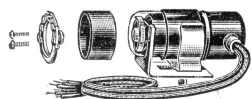
Insulating cap for receptacle available for use when socket is suspended or to add  $\frac{1}{2}$ " to height of socket or to insulate wire terminals from panel.

98-8 Receptacle only ..... \$1.75 list  
98-8A Receptacle and cap ..... \$2.25 list



**MAGIC EYE ASSEMBLY**—For the easy adapting or replacing of a six prong magic eye tube in any radio having automatic volume control. Also for FM receivers, test instruments, signal tracers and as volume level and modulation indicators. Includes one-megohm target-plate resistor wired into socket and five wire color coded cable 22" long. Mounting bracket is slotted for tube adjustment. Complete as above with antique bronze escutcheon and necessary hardware for assembly. Tube not included.

58-MEA6 Complete Magic Eye Assembly ..... \$1.25 list



**OCTAL MAGIC EYE ASSEMBLY**—Similar to the above, but for octal type magic eye tubes. Has a shorter bracket for the smaller tube size. Complete with 6 wire 22" long color coded cable and full vision type antique bronze escutcheon and necessary hardware for assembly. Tube not included.

58-MEA8 Complete Octal Magic Eye Assembly ..... \$1.25 list

**CATHODE RAY ASSEMBLY**—Widely used for mounting 902, 913 and similar cathode ray tubes. Bakelite socket mounted in a protective metal shell, completely wired with eight wire 22" long color coded cable. Adjustable "L" bracket for mounting on panel front or base. Tube not included.

58-913 Complete Cathode Ray Assembly ..... \$1.00 list



**MAGIC EYE ESCUTCHEONS**—No. 10-1 hood type, large size for mounting over panel or cabinet hole. No. 10-2 Octal base full vision type. Brass with antique bronze finish.

10-1 — For 6-Prong Single Eye Tubes ..... 25c list  
10-2 — For 8-Prong Double Eye Tubes ..... 30c list



**TAP CHANGE SWITCH**—An 8-position single pole continuous switch with white numerals clearly visible in window cap. Supplied with markings 1-2-3-4-5-6-7-8 or impedance markings 0-2-4-8-16-250-500. Side set screw locks switch-arm in position, preventing accidental tap changes.

36-1 — With Numerals 1 to 8 ..... 75c list  
36-2 — With Impedance Markings ..... 75c list

**BULB TESTER SOCKET**—A standard 7-contact combination socket for large and small 7-prong tubes and has a large center contact for testing miniature bulbs, either screw or bayonet base types.

78-7CD — With Retainer Ring ..... 44c list  
78-RS7-CD — With Mounting Plate ..... 45c list




**UNIVERSAL GRID CAP**—A grid cap of improved design, wired or unwired, for universal use with tube grid caps from  $\frac{1}{4}$ " to  $\frac{3}{8}$ " diameter including standard glass and metal tubes. Spring brass contacts in bakelite body.

63-1 — Unwired ..... 15c list  
63-1W — Wired ..... 20c list

**UNWIRED ADAPTERS**—A simple way to make adapter units which may be used for modernizing tube checkers and analyzers, adapting new tubes to old circuits — for connections to output meter, phonograph pick-up, headphones, extra speakers, recorders and other adapter uses.

**ADAPTER SOCKET TOPS ONLY**—20c list

44-4 — 4-Contact — For Small Bases — 44-7S ..... 7 Small  
44-5 — 5-Contact — For Small Bases — 44-8 ..... 8-Octal  
44-6 — 6-Contact — For Small Bases — 44-L ..... Loktal  
44-7L — 7-Large — Fit Large Bases Only — 44-7C ..... 7 Comb.



**LOKTAL ADAPTER BASES**—Similar to small bases above but have metal band and lock-in stud like loktal tubes.

44-13 Loktal Base (No side hole or side stud) ..... 55c list

**ADAPTER BASES ONLY in TWO STYLES**—With  $\frac{5}{32}$ " side hole for lead out wiring or with a side stud accommodating a metal tube grid cap clip. Both tops (above) and bases are drilled for self tapping screws which are supplied with bases.

Number of Prongs	SMALL BASES	Side Hole List 20c	Side Stud List 30c
4-Prong	50-4D	50-4D	50-4G
5-Prong	50-5D	50-5D	50-5G
6-Prong	50-6D	50-6D	50-6G
7-Small	50-7SD	50-7SD	50-7SG
8-Octal	50-8SD	50-8SD	50-8SG
	<b>LARGE BASES</b>		
7-Large for 44-7L and 44-7C sockets only		50-7LD	50-7LG
8-Octal for 44-7L and 44-7C sockets only		50-8LD	50-8LG



**ADAPTER SHELL**—Of metal tubing, black japan finish, for snap in connection on either end of Amphenol "S" type sockets or "CP" type plugs. Connection is made quickly and socket or plug is held firmly but is easily removed. Combinations possible from 4-prong or contact to 11-prong or contact. May also be used with 110 volt plugs and receptacles for inserting small resistors or condensers in a line. In two types — blank or side hole with rubber grommet for bringing out leads.

3-14 — Without Side Hole ..... 15c list  
3-14D — With Side Hole ..... 20c list

**MINIATURE TUBE ADAPTERS**—Unwired for testing miniature tubes. 44-17-8 Socket top for 7-prong miniature tubes, 44-12-8 socket top for Hytron Bantam Jr. 5-contact tubes, and 44-26-8 socket top for Raytheon 5-prong miniature tubes. All have octal bases.

44-17-8 for 7-Prong Miniature Tube ..... 50c list  
44-12-8 for 5-Contact Hytron Bantam Jr. Tube ..... 50c list  
44-26-8 for 5-Prong Raytheon Miniature Tube ..... 50c list



**BLANK SOCKET**—"S" type socket as listed on another page for mounting in the standard  $1\frac{1}{4}$ " "S" type socket hole. Used primarily as a dummy or spare socket on tube checkers and analyzers so a new "S" type socket can easily be added when a socket for new type tubes is required. May be used as a bakelite bushing by drilling a hole in the center.

78B Blank Socket ..... 6c list

**SINGLE CONTACT SOCKETS**—Of molded bakelite for mounting in  $\frac{3}{16}$ " hole — held firmly in place by Amphenol Retainer Ring No. 2-11. Contacts recessed approximately  $\frac{1}{8}$ " below the top of the tip jacks prevent accidental shorts from contact to chassis. The bakelite body may be used as a feed thru bushing by removing the contact. Seven colors and 4 prong diameters for quick wiring identification.

Red, green, blue, yellow, gray, walnut or black. If no color is specified, black will be furnished.

78-1P — For .080" Phone Tip ..... 7½c list  
78-1S — For ½" Plug ..... 7½c list  
78-1M — For ⅜" Plug ..... 7½c list  
78-1L — For ¼" Plug ..... 7½c list



**SINGLE PRONG PLUGS**—A small but extremely useful plug in colors, for connection with sockets listed above. Red, green, blue, yellow, gray, walnut or black. If no color is specified, black will be furnished.

71-1S — For ½" Socket ..... 5c list  
71-1M — For ⅜" Socket ..... 5c list  
71-1L — For ¼" Socket ..... 5c list

CABLES  
CONNECTORS  
PLASTICS

AMERICAN PHENOLIC CORPORATION Chicago 50 IN TORONTO AMPHENOL LTD.

# AMERICAN PHENOLIC CORPORATION

Chicago 50, Illinois

IN TORONTO • AMPHENOL LIMITED



**LOW-LOSS COAXIAL CABLE CONNECTORS** — for cables up to  $\frac{1}{2}$ " O.D. May be reamed out for cable up to  $\frac{1}{16}$ " O.D. Shell machined from solid brass, plated in heavy polished chrome. Connector elements made of "912-A" Amphenol low-loss polystyrene. Male shells have threaded locking rings for tight connections. Cable units have metal clamp for tight cable grip and safe ground connection. CHASSIS UNIT mounts in  $\frac{1}{16}$ " hole and has soldering lug, lock washer and nut.

91-M — Male Cable Connector	.....	\$1.50 list
91-F1 — Female Cable Connector	.....	\$1.50 list
91-F — Female Cable Connector	.....	\$1.50 list
91-M1 — Male Cable Connector	.....	\$1.50 list
91-C — Female Chassis Connector	.....	\$1.25 list
91-C1 — Male Chassis Connector	.....	\$1.25 list

## HEAVY DUTY POWER

**CONNECTORS** — Has four, flat, heavy brass blades in the male molded bakelite unit for connection with set-back contacts of phosphor bronze in the female bakelite female unit. Frequent use is possible over long periods without damage even with heavy current loads of 15 amperes at 125 volts or 10 amperes at 250 volts. Full, body-tight heavy brass shell — bright cadmium plate. Polarized with shell keys and keyways. Terminals of bakelite units are numbered for quick wiring. Strain is taken up by a strong cable clamp grip. Grounding screw in front of for safe wiring. Threaded locking ring keeps connections tight.

91-M — Male	.....	\$2.50 list	92-F — Female	.....	\$2.50 list
91-F1 — Female	.....	\$2.50 list	92-M1 — Male	.....	\$2.50 list



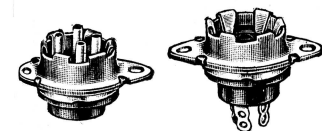

**MINIATURE CABLE CONNECTORS** — For shielded or unshielded cables having up to six conductors. Molded bakelite elements are housed in cadmium plated brass shells, only  $\frac{1}{16}$ " long and  $\frac{1}{16}$ " O.D. Bakelite element held in place by side set screw. Staggered contact spacing polarizes elements so that incorrect insertions are impossible.

LONG STRAIGHT SHELL			List
FEMALE	MALE		
91-MPF3L	91-MPM3L	3-Contact Plug	30c
91-MPF4L	91-MPM4L	4-Contact Plug	33c
91-MPF5L	91-MPM5L	5-Contact Plug	37c
91-MPF6L	91-MPM6L	6-Contact Plug	37c

FLANGED SHELL	STRAIGHT SHELL		List
FEMALE	MALE		
91-MPF3	91-MPM3	3-Contact Miniature Cable Connector	30c
91-MPF4	91-MPM4	4-Contact Miniature Cable Connector	33c
91-MPF5	91-MPM5	5-Contact Miniature Cable Connector	37c
91-MPF6	91-MPM6	6-Contact Miniature Cable Connector	37c

**SHIELDED PLUGS** — Short shell is  $\frac{1}{16}$ " long same as above but for locations where small plug is desired.

SHORT STRAIGHT SHELL			List
FEMALE	MALE		
91-MPF3S	91-MPM3S		30c
91-MPF4S	91-MPM4S		33c



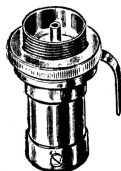
SHIELDED CHASSIS UNITS			List
FEMALE	MALE		
91-PCG3M	91-PCG3F	3-Contact	30c list
91-PCG4M	91-PCG4F	4-Contact	33c list
91-PCG5M	91-PCG5F	5-Contact	34c list
91-PCG6M	91-PCG6F	6-Contact	34c list

ing to contact number. Mounting centers  $\frac{1}{4}$ ".

## LOW-LOSS "912-A" COAXIAL CABLE END TERMINAL CAP

— For connection to Antenna Cable End Terminal as listed below. Molded in an umbrella like design, of pure polystyrene, Amphenol high dielectric, low-loss material. A coat of Amphenol "912-A" liquid polystyrene on the cap threads and wire opening will make the terminal connection weather-tight. Size —  $\frac{1}{2}$ " high and  $\frac{1}{16}$ " across.

90-15 End Terminal Cap as above..... 25c list  
For Liquid "912-A" See Synthetics Page.



## LOW-LOSS COAXIAL CABLE END TERMINAL


— For connection of coaxial cable to antennas, open wires and matching stubs. For a suspended connection or for connection to bracket or insulator in  $\frac{25}{32}$ " hole without strain on the aerial. May be sweated on copper tube cable and body solder lug may be used for connection to dipole and doublet aerials. When used with terminal cap listed above, connection is weather-tight.

93-M5 Antenna Cable End Terminal..... \$1.50 list

## HEAVY DUTY CHASSIS OR PANEL RECEPTACLE

— With male or female molded bakelite unit for use with Heavy Duty Power Connectors — Use 92-M with 92-C and 92-F1 with 92-C1. Mount in  $\frac{1}{4}$ " hole in any material thickness up to  $\frac{1}{2}$ ". Complete with lock washer, spacer washer and hexagon nut. Can be covered with CCC8 cap and chain described below, when not in use.

92-C — Female	.....	\$2.50 list
92-C1 — Male	.....	\$2.50 list



## HEAVY DUTY FLUSH RECEPTACLES

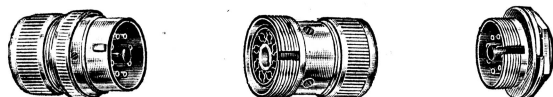
— With male or female bakelite unit in strong, steel body-frame. Used with Heavy Duty Power Connectors — 92-F1 with 92-M2 and 92-M with 92-F2 — in regular wall switch boxes. Full, open connection end will come thru wall plate  $\frac{1}{8}$ " for good connection to grip locking ring or for cap and chain described below for a closed outlet when not in use.

92-M2 — Male	.....	\$2.60 list
92-F2 — Female	.....	\$2.60 list
84-2CH — Wall Plate for use with above	.....	75c list



**CAP AND CHAIN** — Heavy Duty Chrome Plated Brass Cap with bead chain similar to CCC1 and CCC3 but larger in size, to be used with chassis and flush receptacles above and chassis units of heavy duty radio connectors below.

79-CCC8 Cap and Chain..... 50c list



## HEAVY DUTY RADIO CONNECTORS

No. of Con- tacts	Cable Connector		Chassis Unit		List Price
	With Coupling Ring	With Coupling Thread	With Coupling Thread		
	Male	Female	Male	Female	
4	79-04M	79-04F1	79-04M1	79-04F	79-P04M \$1.25
5	79-05M	79-05F1	79-05M1	79-05F	79-P05M \$1.25
6	79-06M	79-06F1	79-06M1	79-06F	79-P06M \$1.25
8	79-08M	79-08F1	79-08M1	79-08F	79-P08M \$1.25
12	79-012M	79-012F1	79-012M1	79-012F	79-P012M \$2.00

**RUBBER CUSHIONS** — Live rubber cushions for inserting in chassis or panel riveting holes to lessen vibration of an assembled part such as a tube socket. Molded from pure rubber.

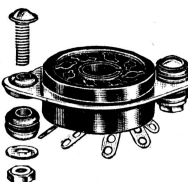
22-6 — Rubber Cushion for $\frac{3}{8}$ " Hole	100 for \$3.00
22-10 — Rubber Cushion for $\frac{1}{4}$ " Hole	100 for 1.50



## BLACK RUBBER GROMMETS

— For protecting cables from abrasions when passing thru a chassis or panel hole.

22-1 — For $\frac{9}{16}$ " hole, $\frac{1}{16}$ " I.D. Grommet	100 for \$1.25
22-2 — For $\frac{7}{16}$ " hole, $\frac{1}{16}$ " I.D. Grommet	100 for 1.05
22-3 — For $\frac{5}{16}$ " hole, $\frac{1}{16}$ " I.D. Grommet	100 for .50



**ANTI-MICROPHONIC KIT** — Socket cushions and all the necessary parts for making floating connections using Amphenol MIP sockets. Contents in an envelope with complete instructions consist of four live rubber cushions, metal washers, mounting screws and nuts. Used to overcome tube microphonics wherever cushioned sockets are necessary, especially in photo-cell work, ultra-sensitive circuits, and for some battery tubes.

11-3K Kit Less Socket..... 20c list

Essential Quality Parts for the RADIO-ELECTRONIC Industry




# AMPHENOL Builds to the Future of ELECTRONICS

CABLES • CONNECTORS • SOCKETS  
PLASTICS • PLUGS

AMPHENOL

## Standard Group



**SINGLE CONTACT MICROPHONE CONNECTORS — SHIELDED CABLE TYPE** — Unbreakable machined brass shell chrome-plated; with coupling ring for tight connections. Spring cord protectors accommodate cables to  $\frac{1}{4}$ " diameter.

75-MC1F — Female..... 60c list  
75-MC1M — Male..... 40c list



**SIDE CABLE OUTLET** — Designed to be placed between a microphone and stand having  $\frac{5}{8}$ " 27 standard threads. Its purpose is to provide an outlet for the microphone cable where it is not desired to run it through the stand tubing. Efficient cable grip relieves strain. Heavy metal castings, finished in polished chrome.

57-SC03..... 75c list




**CHASSIS UNIT** — Use in holes — .385" to ground to chassis or  $\frac{1}{2}$ " for 2 independent circuits. Has extruded fibre washer, flat fibre washer, flat solder lug washer and locking nut. Use MC1F or MC1F-A cable connector.

75-PC1M — 1-Contact..... 30c list

**PRESSURE CABLE CONNECTOR** — Like MC1M listed above but center insulated contact is enforced by a heavy coil spring at the back for positive connection. Used for any unit fitting MC1M. Supplied with spring cord protector for cables to  $\frac{1}{4}$ ".

75-SP-MC1M — Pressure Connector..... 50c list

## Special Group




**1 AND 2 CONTACT CONNECTORS — CABLE TYPE** — For small coaxial cables, microphone cables, speakers and other connections. Standard sleeve type contacts and male prongs for positive contact. Unbreakable brass shell, polished chrome finish. Molded element of high dielectric black bakelite. Screw type coupling ring for tight connections and spring cord protector for cables up to  $\frac{5}{16}$ ".

80-F — 1-Contact Female..... 65c list  
80-M — 1-Prong Male..... 65c list  
80-MC2F — 2-Contact Female..... 80c list  
80-MC2M — 2-Prong Male..... 80c list

**FOR LARGER CABLES** — Male connectors like 80-M and 80-MC2M above except has larger back shell for use of a larger spring cord protector which accommodates cables to .410" diameter.

80-81 — 1-Prong Male..... 65c list  
80-85 — 2-Prong Male..... 80c list

## Deluxe Group



**3 AND 4 CONTACT MICROPHONE CONNECTORS** — Molded bakelite elements encased in unbreakable chrome-plated polarized brass shells. By removing cap and spring cord protector, connector can be screwed into microphone having  $\frac{5}{8}$ "-27 threads, standard for this industry. Screw type coupling ring prevents accidental disconnections. 3-Contact connectors take cables up to  $\frac{1}{4}$ " diameter; 4-contact to  $\frac{3}{8}$ " diameter.

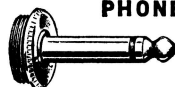
Male	Female	List
91-MC3M	91-MC3F	3-Contact..... \$1.00
91-MC3M1	91-MC3F1	3-Contact..... 1.00
91-MC4M	91-MC4F	4-Contact..... 1.10
91-MC4M1	91-MC4F1	4-Contact..... 1.10



## ANGLE CONNECTOR UNIT

— For cable connection at right angles to chassis. Used on amplifiers, transmitters, and other apparatus with PC1M, SP-PC1M or CL-PC1M. No need for long bends in cable with this unit which prevents breakage of cable shields and center conductors. Shell portion, polished chrome. With spring cord protector for cables to  $\frac{1}{4}$ ".

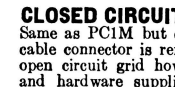
75-MC1F-A — Female.....  
Angle Connector..... 60c list



## PHONE PLUG ADAPTER

For MC1F and MC1F-A connectors and any standard phone jack — no soldering or wiring.

75-MC1P — Phone Plug..... 45c list



## CLOSED CIRCUIT CONNECTOR

Same as PC1M but circuit closes when cable connector is removed, eliminating open circuit grid howls. Same thread and hardware supplied as on PC1M. Contact is spring-actuated. Use MC1F or MC1F-A as the cable connector.

75-CL-PC1M — Closed Circuit..... 40c list

**PRESSURE CHASSIS UNIT** — Like PC1M Chassis Unit, but heavy coil spring enforces center contact. Fits same connectors as PC1M.

75-SP-PC1M..... 40c list

## CHASSIS UNIT WITH COUPLING RING

— For connection on chassis, panel or threading into microphone body with standard  $\frac{5}{8}$ "-27 thread. Coupling ring engages 80-F or MC2F Cable Connector. Brass shell, chrome plated. With hex nut, lock washer, and flat washer. Mounts in  $\frac{3}{8}$ " hole.

80-MSP — 1-Pole Male..... 80c list  
80-SP-MC2M — 2-Pole Male..... 90c list



## CAP AND CHAIN

— Chrome plated cap seals open chassis units against dust, eliminating noisy connections. Used with any threaded 1 or 2-conductor chassis unit — PC1M, CL-PC1M, 80-C, 80-CR, PC2F, etc.

75-CCC-1 — Cap and Chain..... 50c list

## CHASSIS CONNECTORS

For  $\frac{5}{8}$ " hole in any panel or chassis up to  $\frac{1}{2}$ " thick. Permanently fixed element in plated-brass shell. Complete with mounting ring, lock washer, and hexagon lock nut.

91-PC3F — 3-Contact Female..... 50c list  
91-PC3M — 3-Prong Male..... 50c list  
91-PC4F — 4-Contact Female..... 55c list  
91-PC4M — 4-Prong Male..... 55c list



## CAP AND CHAIN

Chrome-plated cap seals open chassis units against dust, eliminating noisy connections. Use with any 3 or 4 contact chassis unit with threads.

91-CCC-3 — For PC3F, PC4F, etc..... 50c list

## MICROPHONE SWITCH

Compact, unbreakable microphone switch. Male threads fit the MC1F and MC1F-A. Coupling ring fits any other 75 Series connector having coupling threads. No tools or wiring is required. May be connected directly to any mike which has the PC1M installed, also between amplifier and mike cable, or between two cables connected with MC1M and MC1F. PUSH-TO-TALK, and release the button for stand-by; or SLIDE SWITCH forward for permanent connection. Switch short-circuits mike. Shell machined from solid brass, chrome plated.

75-MC1S — Switch..... \$1.00 list

## STAND CONNECTOR

Screws on to top of any standard microphone stand. Female thread is  $\frac{5}{8}$ "-27. Finished in polished chrome brass. Permits easy removal of mike.

91-SC3F — 3-Contact Female..... \$1.00 list  
91-SC4F — 4-Contact Female..... \$1.10 list

**LOW-LOSS MICA FILLED INSERTS** — Add "T" to catalog numbers and 6c to list for higher dielectric with improved power factor of low-loss mica filled bakelite inserts for connectors. NOTE: Not available in 75 Series.

## CHASSIS UNITS — LOCK NUT MOUNTING

— Shielded chassis connectors. Complete with lock washer and hexagon locking nut. Mounts in  $\frac{21}{32}$ " hole.

80-C — 1-Contact Female..... 40c list  
80-C1 — 1-Prong Male..... 40c list  
80-PC2F — 2-Contact Female..... 45c list  
80-PC2M — 2-Prong Male..... 45c list

## RIVETING PLATE CHASSIS UNIT

For fast mounting with rivets or replacement where units listed above are too small.  $\frac{11}{16}$ " dia. plate part of entire unit, machined from solid brass, chrome plated.  $\frac{27}{32}$ " mounting centers.

80-CR — 1-Pole Female..... 50c list  
80-PC2-CR — 2-Pole Female..... 55c list

## SPECIAL CHASSIS UNIT

— Similar to regular chassis connector but for use on thick panels. Female units fit panels to  $\frac{3}{4}$ " thick. Recessed solder lugs prevents physical damage and danger of shock. MC4M as cable connector.

91-SP-PC3F — 3-Contact Female..... \$1.00 list  
91-SP-PC4F — 4-Contact Female..... \$1.10 list

Special male units fit panels up to  $\frac{3}{8}$ ". Front extends  $\frac{1}{2}$ ". Chrome plated shell with coupling ring. Use with MC3F or MC4F cable connector.

91-SP-PC3M — 3-Prong Male..... \$1.00 list  
91-SP-PC4M — 4-Prong Male..... \$1.10 list

CABLES  
CONNECTORS  
PLASTICS


AMERICAN PHENOLIC CORPORATION

Chicago 50 IN TORONTO  
AMPHENOL LTD

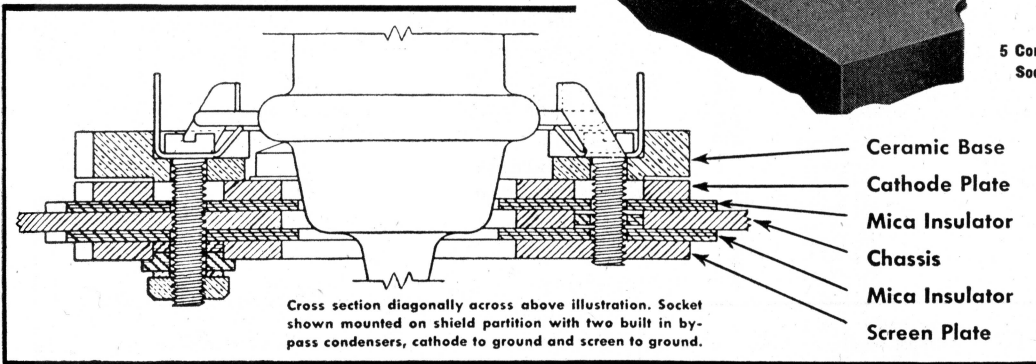
## AMPHENOL HIGH QUALITY—EXTRA EFFICIENT ACORN SOCKETS—WITH 5 AND 7 CONTACTS

The Amphenol Ultra High Frequency Acorn Tube Sockets illustrated are designed to meet the exacting, rigid Army-Navy and commercial specifications and are made of the best known materials available today for minimum electrical loss at ultra high frequencies.

Treatment of the ceramic support does not use the out-moded method of glazing for moisture protection which cannot be done all over due to mechanical difficulties. Scientific tests have proven that unglazed ceramic is a better



5 Contact Type Acorn Socket 1" x 1-3/8".



dielectric material when perfectly dry. To protect this condition Amphenol Acorn Sockets are silicone treated all over. Under this condition the electrical properties are improved over the ceramic alone. Moisture collecting on the surface is isolated into drops that are well insulated from each other, thus insuring high resistivity.


Special and exclusively designed contacts in Acorn sockets hold the tube without requiring high insertion and withdrawal pressures which normally would break the glass seal to the pins. Amphenol Acorn Sockets use a rotary insertion and withdrawal guided by barriers to insure centering and making contact in the same groove, thus eliminating any change in external capacitances. Construction is such that contact is assured although tube pins may be slightly misaligned.

The contacts are made of Grade A phosphor bronze, heavily silver plated. For the military services beryllium copper contacts heat treated and heavily silver plated are also available. The ceramic bases are made of Grade G steatite silicone treated.

By-pass condensers for cathode and screen are built into the socket to keep the lead inductance low. The 151-001 Amphenol Acorn Socket design lends itself to mounting on the variable condenser shield plate so as to get short connections for the U.H.F. bands. The by-pass condenser can also be mounted to this same plate for further efficiency.

151-001 Amphenol Acorn Socket is designed for mounting with screen and cathode by-pass condensers on chassis punched to fit (see detailed cross section). Overall dimensions 1" x 1-3/8", no mounting holes are provided in the ceramic part.

151-003, 151-017, 151-005 and 151-019 Amphenol Acorn Sockets have two mounting positions 60° apart on 13/16" centers and 5/32" diameter holes molded in raised bosses for strength. Underside of the socket is ground flat to insure perfect contact when self contained by-pass condensers are used integral with chassis. Size 1-13/32" x 1-13/32".



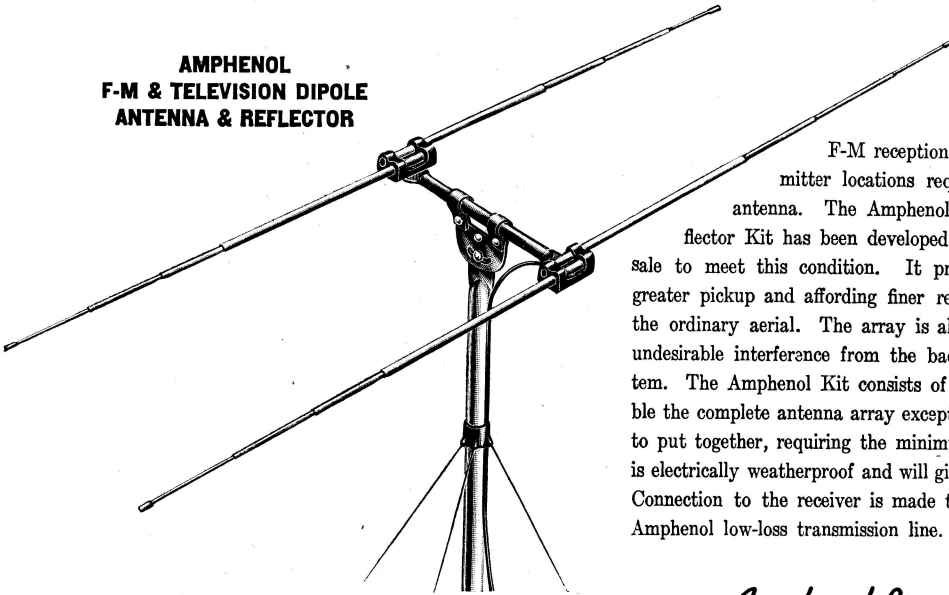
Illustrated is The 7 Contact Type Acorn Socket 1-13/32" square, 6 Contact Type Can Also Be Obtained On Same Base.

### LISTED STYLES OF ACORN SOCKETS

- 151-001 5 Contact cathode and screen by-pass Acorn Socket—bronze contact—grounding plate cannot be used. For mounting directly on chassis. Size 1" x 1-3/8".
- 151-003 5 Contact Acorn Socket—bronze contact—integral chassis mounting type. Size 1-13/32" x 1-13/32".
- 151-017 5 Contact cathode and screen by-pass Acorn Socket—bronze contact—complete with grounding plate. Size 1-13/32" x 1-13/32".
- 151-005 7 Contact Acorn Socket—bronze contact. Size 1-13/32" x 1-13/32".
- 151-019 7 Contact cathode by-pass Acorn Socket—bronze contact—complete with grounding plate. Size 1-13/32" x 1-13/32".

## BETTER F-M AND TELEVISION RECEPTION WITH AMPHENOL DIPOLE ANTENNAS

### AMPHENOL F-M & TELEVISION DIPOLE ANTENNA & REFLECTOR



F-M reception at some distances from transmitter locations requires a better than ordinary antenna. The Amphenol F-M Dipole Antenna and Reflector Kit has been developed for postwar requirements and sale to meet this condition. It provides high gain resulting in greater pickup and affording finer reception than is possible with the ordinary aerial. The array is also directional which eliminates undesirable interference from the back or reflector side of the system. The Amphenol Kit consists of the necessary parts to assemble the complete antenna array excepting the guy wires. It is easy to put together, requiring the minimum of experience and time. It is electrically weatherproof and will give years of trouble-free service. Connection to the receiver is made thru the special, high-efficiency Amphenol low-loss transmission line.

### *Amphenol Provides Special Transmission Line*

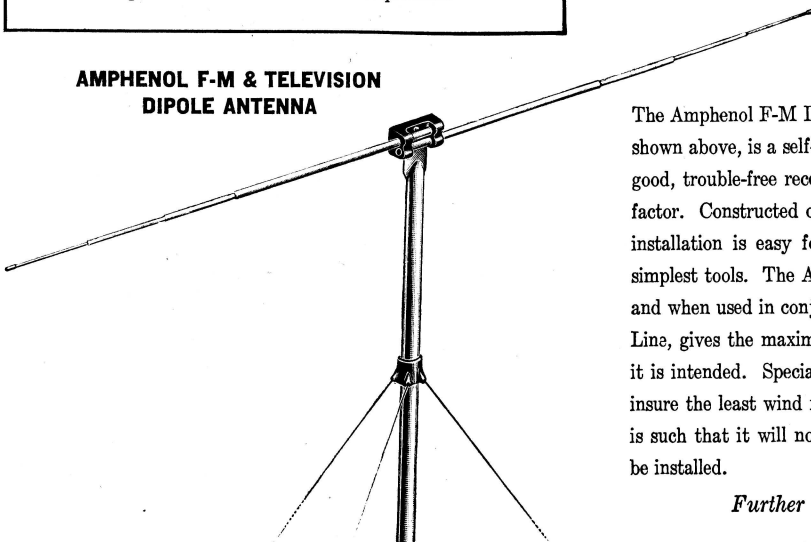
*To match the Amphenol Dipole Antennas, a special low-loss transmission line has been developed which will bring in the signal to the receiver with minimum attenuation. Amphenol low-loss transmission line is available with the kit in convenient 75 foot lengths or can be ordered separately in longer lengths to meet insulation requirements.*

Any array that is erected must be able to withstand the forces of the elements to which it is subjected. In designing the Antenna, Amphenol Engineers incorporated the following features:

- High electrical efficiency thru use of high dielectric insulation.
- Lightness and superior strength in tubular steel construction resisting extreme wind velocity, sway and damage caused by birds.
- Swivel feature of both types of antenna for reduction or omission of undesirable reflections resulting in multipath distortion in television reception.

Antenna or arrays are available to cover effectively the entire range of television and F-M Frequencies.

### AMPHENOL F-M & TELEVISION DIPOLE ANTENNA




The Amphenol F-M Dipole Antenna, as well as the Antenna-Reflector shown above, is a self-supporting array which is engineered to provide good, trouble-free reception in the F-M bands where losses are a big factor. Constructed of metal, it is very light weight, yet strong, and installation is easy for the average person who is handy with the simplest tools. The Amphenol Dipole Kit is electrically weatherproof and when used in conjunction with Amphenol Low-Loss Transmission Line, gives the maximum reception efficiency for the bands to which it is intended. Special precautions have been taken in the design to insure the least wind resistance. The overall appearance of the array is such that it will not act to deface any structure on which it is to be installed.

*Further details and price information  
upon request.*



# AMPHENOL

## Synthetics for Electronics



### Characteristic Reference

AMPHENOL 912A is **POLYSTYRENE**

AMPHENOL 912B is **ACRYLIC**

AMPHENOL 9746 is **TRANSPARENT VINYL**

**AMPHENOL "912-A" SHEET STOCK** supplied in sizes per number listing below. 4" x 8" sizes have optical clarity suitable for dial window and gauge glass applications.

Number	Size	List Price
19-0824	4" x 4" x 1/16"	\$ .60
19-0834	4" x 4" x 1/32"	.63
19-1254	4" x 4" x 1/8"	.66
19-1874	4" x 4" x 3/16"	.77
19-2504	4" x 4" x 1/4"	1.00
19-0828	4" x 8" x 1/16"	1.03
19-0838	4" x 8" x 1/32"	1.11
19-1258	4" x 8" x 1/8"	1.19
19-1878	4" x 8" x 3/16"	1.41
19-2508	4" x 8" x 1/4"	1.78

**AMPHENOL "912-A" RODS**— Supplied in lengths up to 48" but if definite length is not specified, 12" lengths will be supplied per number listing below. For lengths shorter than 12" there is a small cutting charge. Also available in diameters — 1 1/8" to 4 1/2" — 12" lengths or in lengths up to 48". Prices on request.

Number	Diameter	List Price Per Foot
19R125	1 1/8"	\$ .15
19R187	1 1/4"	.20
19R250	1 1/2"	.40
19R312	1 3/4"	.43
19R375	2"	.45
19R500	2 1/2"	.80
19R625	3"	1.25
19R750	3 1/2"	1.65
19R875	4"	2.40
19R1000	4 1/2"	3.10

**AMPHENOL "912-A" TUBES** — Tolerances maintained suitable for radio coil form and electronic applications — supplied in 12" lengths in various diameters and per number listing below and also available in lengths up to 48".

Number	Overall Diameter	Wall Thickness	List Price
19T1-062	3/16"	1/16"	\$ .08
19T2-062	1/4"	1/16"	.12
19T3-062	5/16"	1/16"	.16
19T4-062	3/8"	1/16"	.18
19T5-062	1/2"	1/16"	.23
19T6-062	5/8"	1/16"	.32
19T7-062	3/4"	1/16"	.38
19T8-062	1"	1/16"	.52

**AMPHENOL "912-B" ACRYLIC SHEET STOCK** — Supplied in standard sheets, 12" x 16" per number listing below 1/16" to 1/2" thickness. No additional charge is made for quarter or half sheets. Also available in sheets as large as 20" x 25".

Number	Size	List Price
65-062	1 1/8"	\$ 4.00
65-125	1 1/4"	8.00
65-187	1 1/2"	12.00
65-250	1 3/4"	16.00
65-375	2"	24.00
65-500	2 1/2"	32.00

**AMPHENOL "912-B" ACRYLIC RODS** — Supplied in 12" lengths — 1/4" to 1" diameter per number listing below, unless a definite length is specified. Can be supplied in lengths up to 48". Also available in diameters — 1 1/8" to 2" in 12" lengths and up to 48" length if specified. Price on request.

Number	Diameter	List Price
65R250	1/4"	\$ .40
65R375	3/8"	.45
65R500	1/2"	.80
65R625	5/8"	1.25
65R750	3/4"	1.65
65R875	7/8"	2.40
65R1000	1"	3.10

**AMPHENOL "912-B" ACRYLIC TUBING** — Supplied in 12" lengths diameters 1 1/2" to 3" per number listing below or in continuous lengths up to 48" if specified. Also available in 12" lengths and in continuous lengths up to 48" if specified in diameters from 2 1/4" to 3". Prices on request. No cutting charge for lengths exceeding 12".

Number	Overall Diameter	Wall Thickness	List Price
65T1-125	1 1/2"	1/8"	\$2.40
65T1-187	1 3/4"	5/16"	3.55
65T2-125	1 1/2"	1/8"	2.85
65T2-187	1 3/4"	5/16"	4.10
65T2-250	1 3/4"	1/4"	5.20
65T3-125	2"	1/8"	3.20
65T3-187	2"	5/16"	4.75
65T3-250	2"	1/4"	6.30

**AMPHENOL "912-B" ACRYLIC CUT STRIPS** — Recommended for making most types of low-loss insulator — trimmer bases, terminal strips, bushings, open wire transmission line spreaders, mountings for binding posts and pin jacks, coil supports, etc. Supplied in 12" lengths per number listing below and also available in lengths up to 24".

Number	Width	Thickness	List Price
65TS1-250	1 1/2"	1/16"	\$ .26
65TS1-500	1 1/2"	1/8"	.35
65TS1-750	1 1/2"	1/4"	.42
65TS1-1000	1 1/2"	1/2"	.52
65TS2-250	1 1/4"	1/16"	.38
65TS2-500	1 1/4"	1/8"	.57
65TS2-750	1 1/4"	1/4"	.71
65TS2-1000	1 1/4"	1/2"	.90
65TS3-250	1 1/8"	1/16"	.57
65TS3-500	1 1/8"	1/8"	.84
65TS3-750	1 1/8"	1/4"	1.05
65TS3-1000	1 1/8"	1/2"	1.34
65TS4-250	1 1/4"	1/16"	.72
65TS4-500	1 1/4"	1/8"	1.08

Number	Size	List Price
65TS4-750	3/4"	1.36
65TS4-1000	1"	1.75
65TS6-250	3/4"	1.86
65TS6-500	1"	1.60
65TS6-750	1 1/4"	2.00
65TS6-1000	1 1/2"	2.60
65TS8-250	1 1/4"	1.37
65TS8-500	1 1/2"	2.10
65TS8-750	1 3/4"	2.68
65TS8-1000	2"	3.45

**AMPHENOL "9746" FLEXIBLE SYNTHETIC TUBING** — of clear vinyl, small sizes may be used as "spaghetti" and the larger sizes provide the newest type all-purpose conduit. Resists tearing and abrasion, but may be cut. Very flexible and when stretched or flexed, readily returns to original form.

Number	A.S.T.M. Size	Nominal I.D.	Wall Thickness	List Price M ft.
9746-034	20	.034"	.016"	\$22.22
9746-038	19	.038"	.016"	22.22
9746-042	18	.042"	.016"	22.22
9746-047	17	.047"	.016"	22.22
9746-053	16	.053"	.016"	23.15
9746-059	15	.059"	.016"	23.15
9746-066	14	.066"	.016"	25.00
9746-076	13	.076"	.016"	25.00
9746-085	12	.085"	.016"	28.70
9746-095	11	.095"	.016"	28.70
9746-106	10	.106"	.016"	35.18
9746-118	9	.118"	.016"	37.96
9746-133	8	.133"	.016"	40.74
9476-148	7	.148"	.016"	44.44
9746-166	6	.166"	.016"	46.30
9746-2	1/8"	1/8"	.030"	91.48
9746-3	*3/16"	3/16"	.040"	148.30
9746-4	*1/4"	1/4"	.040"	171.88
9746-6	*3/8"	3/8"	.060"	.51 ea. ft.
9746-8	*1/2"	1/2"	.083"	.68
9746-10	*5/8"	5/8"	.083"	.85
9746-12	*3/4"	3/4"	.083"	.96
9746-14	*7/8"	7/8"	.083"	1.11
9746-16	*1"	1"	.083"	1.33

\* Ferrules available for these sizes.

### FERRULES and FERRULE CRIMPING MACHINE for use with Synthetic Tubing.

Standard one-step and two-step ferrules are available for synthetic tubing as indicated by asterisk. Fine construction for durability and easy application. There is also available a special ferruling machine for attaching these ferrules on a production basis.

Data and Prices upon Request.

Essential Quality Parts for the **RADIO-ELECTRONIC Industry**

# AMPHENOL Builds to the Future of ELECTRONICS

CABLES • CONNECTORS • SOCKETS  
PLASTICS • PLUGS

AMPHENOL

**A — PLUG-IN COIL FORMS** — Amphenol "912-A" polystyrene superior coil forms. Prong spacing fits standard tube sockets. Diameter of coil  $1\frac{1}{4}$ "; length of body  $2\frac{1}{4}$ ". Impregnate wound coils with Liquid "912-A".

24-4P — 4-Prong .....	50c list
24-5P — 5-Prong .....	55c list
24-6P — 6-Prong .....	60c list

**B — MINIATURE PLUG-IN TYPES** — Small plug-in coil forms of Amphenol "912-A" polystyrene. Only  $\frac{3}{8}$ " in diameter. For transceivers, low-power transmitters and receivers for UHF. For use with 64-5H and 64-6H Miniature sockets listed on socket page.

24-5H — 5-Prong .....	40c list
24-6H — 6-Prong .....	40c list

**C — MINIATURE COIL FORM** — Of Amphenol "912-A" polystyrene. Raised hole in center of base for self-tapping screw.  $\frac{3}{4}$ " O.D.,  $1\frac{1}{16}$ " long.

24 — Coil Form .....	15c list
----------------------	----------

**D — COMPLETE UNIVERSAL INSULATOR** — Of Amphenol "912-A" polystyrene with fittings, binding screws and soldering lugs. Over-all height of insulator is  $3\frac{1}{8}$ ". With assembled hardware, 4". Mounting holes on  $1\frac{1}{2}$ " centers.

66-60 .....	\$1.00 list
-------------	-------------

**E — UNIVERSAL INSULATOR "D" AS STAND-OFF — FEED-THRU — LEAD-IN** — Section construction for assembling insulators below or above surface. With additional insulating tubes, used as aerial lead-in thru walls for antenna feeders.

## UNIVERSAL INSULATOR HARDWARE AND PARTS

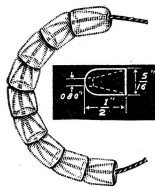
	List
66-167 — Center Rod $\frac{5}{8}$ " long, for stub insulator .....	15c
66-168 — Center Rod $2\frac{3}{8}$ " long, for standard insulator with 1 tube .....	18c
66-169 — Center Rod $4\frac{1}{2}$ " long, for insulator with 2 tubes .....	20c
66-170 — Center Rod $6\frac{1}{2}$ " long, for insulator with 3 tubes .....	25c
66-165 — Top Brass Bushing with screw and solder-lug .....	20c
66-166 — Bottom Hex. Fitting with screw and solder-lug .....	15c
66-60T — J — Insulator Tube as described above can be fitted together and cemented with Liquid "912-A" as feed-thru for H.F. and high voltage lines and as forms for R.F., Ant., and I.F. coils. Over-all length $2\frac{1}{4}$ ", diameter is $\frac{1}{2}$ " for 2" of the length and $\frac{3}{8}$ " for the remaining $\frac{1}{4}$ ". Has $\frac{1}{4}$ " hole thru center .....	25c
66-60B — H — Insulator Base (Bushing) — Versatile type of feed-thru bushing for H.F. or high voltages. Used with tubes "J" and hardware above for assembling many types of insulators. Over-all length 1" .....	25c

**F — STUB INSULATOR** — Similar to "D" No. 66-60 but length of insulator is only 1". For mounting coils, condensers, and other parts carrying H.F. or high voltage currents. Over-all length,  $1\frac{1}{8}$ ".

66-61 .....	80c
-------------	-----

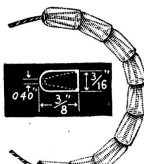
**G — K — LARGE AND SMALL STAND-OFF U.H.F. INSULATORS** — Of Amphenol "912-A" polystyrene. For indoor or outdoor use. Non-hygroscopic. Large type  $\frac{3}{4}$ " in diameter. Small type  $\frac{1}{2}$ " in diameter. Wire held in place by screw or solder-lug. Hex. screw for binding wire in place.

Number	Length	Diameter	List
66-1 — Small .....	$1\frac{1}{8}$ "	$\frac{1}{2}$ "	50c
66-2 — Small .....	$2\frac{1}{8}$ "	$\frac{1}{2}$ "	60c
66-3 — Large .....	$2\frac{1}{8}$ "	$\frac{3}{4}$ "	1.10
66-4 — Large .....	$4\frac{1}{8}$ "	$\frac{3}{4}$ "	1.35
66-5 — Large .....	6"	$\frac{3}{4}$ "	1.50



**$5/16$ " POLYSTYRENE BEADS** — Widely used Amphenol insulating beads can be strung on wires up to No. 12 solid or No. 14 stranded. Hole diameter is .080"; length  $\frac{1}{2}$ "; over-all diameter is  $\frac{5}{16}$ ". When stringing cables figure 28 beads to the foot.

73 — Box of 250 Beads .....	\$2.50 per box list
-----------------------------	---------------------



**$3/16$ " POLYSTYRENE INSULATING BEADS**

A small bead for use in small transmission lines on wires up to No. 22 stranded or No. 20 solid wires.

Hole diameter, .040"; length $\frac{3}{8}$ "; over-all diameter $\frac{3}{16}$ ". When stringing cables figure 35 beads to the foot.	
73-1 — Box of 500 Beads .....	\$4.50 per box list

**TWO-WIRE POLYSTYRENE BEADS** — A two hole bead for making balanced lines strung on wires up to No. 18 solid. Hole diameters, .050"; length,  $\frac{1}{2}$ "; over-all diameter is  $1\frac{1}{32}$ ". When stringing cables figure 27 beads to the foot.

73-2 — Box of 250 Beads .....	\$3.25 per box list
-------------------------------	---------------------


**$5/16$ " HIGH TEMPERATURE BEADS** — Like No. 73 listed above but of mica-filled bakelite for use up to temperatures of 285° F.

73-T — Box of 250 Beads .....	\$5.00 per box list
-------------------------------	---------------------

**$3/16$ " HIGH TEMPERATURE BEADS** — Like No. 73-1 beads above but of mica-filled bakelite for use up to temperatures of 285° F.

73-1T — Box of 500 Beads .....	\$8.50 per box list
--------------------------------	---------------------

Amphenol "POLYWELD" is the proven efficient coil dope and plastic cement and sealer—completely listed on a following page.

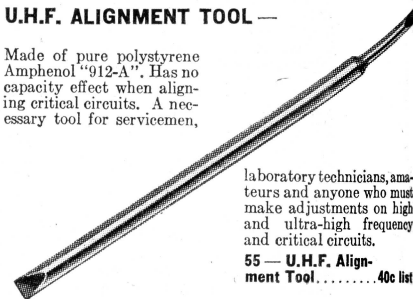


## U.H.F. ALIGNMENT TOOL —

Made of pure polystyrene Amphenol "912-A". Has no capacity effect when aligning critical circuits. A necessary tool for servicemen,

laboratory technicians, amateurs and anyone who must make adjustments on high and ultra-high frequency critical circuits.

55 — U.H.F. Alignment Tool .....	40c list
----------------------------------	----------




CABLES  
CONNECTORS  
PLASTICS

AMERICAN PHENOLIC CORPORATION Chicago 50 IN TORONTO AMPHENOL LTD




RG 5/U




Small diameter 50 ohm double shielded cable.

RG 8/U




Popular size 50 ohm single shielded cable.

RG 11/U




Medium size 70 ohm single shielded cable.

RG 22/U



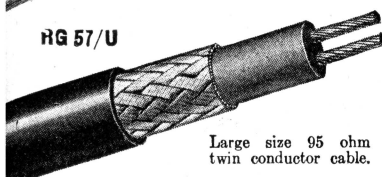
Small size 95 ohm twin conductor cable.

RG 58/U



Small size 50 ohm general purpose cable.


RG 57/U



Large size 95 ohm twin conductor cable.

Amphenol also builds U.H.F. cables with polystyrene beads. These types are for non-military use or upon special authorized contracts.

72-12



U.H.F. Coax 70 ohm flexible polystyrene beaded cable—see bead listing.

81-18



U.H.F. Twinax 150 ohm flexible polystyrene beaded cable—see bead listing.

## HIGH FREQUENCY CABLES

**AMPHENOL COAX AND TWINAX RG CABLES** are fully approved and produced in accordance with Army-Navy specifications (JAN-C-17 July 1944). These specifications utilize the very fine dielectric properties of polyethylene, proven most efficient as a low-loss flexible mechanically stable dielectric. The outer jacket in most of Amphenol's approved types is a tough resistant vinyl protective, non-hygroscopic, and impervious to exposure of acids, alkalis, oils and gasoline. Polyethylene is also used as outer jacket for some of the types listed.

Polyethylene is processed in strict accordance with Bureau of Ships Specification RE-9172. It should be emphasized that unusually strict standards are applied to every processing operation of Amphenol's RG cable types. They are produced for "quality plus." Rigid laboratory tests and other process checking, plus Amphenol's "O.K." certification and notarized affidavit on every unit shipment, is final assurance of extra quality and dependability.

Also illustrated, but not approved for military use without specific authorization, are two of Amphenol's beaded type cables. This polystyrene and mica filled bakelite type of beaded cable is one of Amphenol's early developments in U.H.F. cables and for specific uses, is still in popular demand. The beads, too, may be ordered in bulk and are illustrated and priced on the Synthetics page.

Chart below represents the characteristics of all types of RG cable approved for manufacture by Amphenol. Further specifications and prices upon request.

Approved R-G CABLES with Characteristics and Dimensions										
A.N. NO.	NOMINAL IMPEDANCE	NOMINAL MMF. FT.	CONDUCTOR WIRE SIZE	O.D. OF DIELECTRIC	INNER SHIELD	OUTER SHIELD	JACKET		ARMOR MAX. O.D.	
							MATERIAL	O.D.		
RG-3/U	53.5	28	16	.185	COPPER	COPPER	BLACK VINYL	.332		
RG-4/U	76	20	21CW	.185	SILVER*	COPPER	GREY VINYL†	.332		
RG-7/U	97.5	12.5	19	.250*	COPPER		BLACK VINYL	.370		
RG-8/U	52	29	7-21	.285	COPPER		BLACK VINYL	.405		
RG-9/U	51	29	7-21 SILVER*	.280	SILVER*	COPPER	GREY VINYL†	.420		
RG-10/U	52	29	7-21	.285	COPPER		GREY VINYL†	.405	ARMOR .475	
RG-11/U	75	20	7-26 TINNED	.285	COPPER		BLACK VINYL	.405		
RG-12/U	75	20	7-26 TINNED	.285	COPPER		GREY VINYL†	.405	ARMOR .475	
RG-13/U	74	20	7-26 TINNED	.280	COPPER	COPPER	BLACK VINYL	.420		
RG-14/U	52	29	10	.370	COPPER	COPPER	GREY VINYL†	.545		
RG-15/U	76	19	15CW	.370	COPPER	COPPER	BLACK VINYL	.545		
RG-17/U	52	29	.188	.680	COPPER		GREY VINYL†	.870		
RG-18/U	52	29	.188	.680	COPPER		GREY VINYL†	.870	ARMOR .945	
RG-21/U	53	29	16 NICHROME	.185	SILVER*	COPPER	GREY VINYL†	.332		
RG-22/U	95	16	TWO 7-.0152	.285	TINNED		BLACK VINYL	.405		
RG-29/U	53.5	28	20	.116	TINNED		POLYETHYLENE‡	.184 MAX.		
RG-34/U	71	21	7-21	.455	COPPER		BLACK VINYL	.625		
RG-42/U	76	20	21 NICHROME	.196	SILVER*	COPPER	GREY VINYL†	.342		
RG-54A/U	58	27	7-.0152	.178	TINNED		POLYETHYLENE‡	.250 MAX.		
RG-55/U	53.5	28	20	.116	TINNED	TINNED	POLYETHYLENE‡	.206 MAX.		
RG-57/U	95	17	TWO 7-21	.472	TINNED		BLACK VINYL	.625		
RG-58/U	53.5	28	20	.116	TINNED		BLACK VINYL	.195		
RG-59/U	73	22	22CW	.146	COPPER		BLACK VINYL	.242		
RG-62/U	93	14	22CW	.146*	COPPER		BLACK VINYL	.242		
RG-71/U	93	14	22CW	.146*	COPPER	TINNED	POLYETHYLENE‡	.250 MAX.		
RG-74/U	52	29	10	.370	COPPER	COPPER	GREY VINYL†	.545	ARMOR .615	

\* Semi-Solid Dielectric

† Non-Contaminating Vinyl Jacket

‡ Polyethylene Jacket

\* Silver Coated Copper Wire

This chart dated Jan. 1, 1945 — Subject to changes and additions.



# AMPHENOL *Builds to the Future of* ELECTRONICS

CABLES • CONNECTORS • SOCKETS  
PLASTICS • PLUGS



## LOW-LOSS 83 SERIES CONNECTORS — U.H.F.

This complete line of low-loss connectors and adapters for use with RG type cables serves all practical applications and they are made in both small and large sizes for coax and twinax cables. They are a very rugged construction, die cast zinc and machined brass shells, heavily silver plated. Low-loss inserts are of mica filled bakelite and polystyrene, and their construction provides for easy assembly and positive connection. Fully Army-Navy approved for use with U.H.F. cables.

Number	SMALL SINGLE CONTACT CONNECTORS	List
83-1SP	<b>— STRAIGHT PLUG</b> — With molded low-loss mica filled insert.....	\$1.63
83-1SPN	<b>— 3-PIECE PLUG</b> — Tapered back shell for .405" O.D. cables.....	2.00
83-776	<b>— 3-PIECE PLUG</b> — Like 83-1SPN for RG-58/U and 59/U cables.....	2.07
83-1R	<b>— RECEPTACLE CHASSIS OR BOX TYPE</b> — Low-loss mica filled insert.....	1.78
83-1AP	<b>— ANGLE PLUG ADAPTER</b> — Polystyrene insert — pin and socket.....	2.44
83-1T	<b>— "T" CONNECTOR</b> — For 83-1R — factory wired.....	2.44
83-1J	<b>— JUNCTION</b> — For use with 83-1SP or 83-1SPN — double contact.....	1.33
83-1F	<b>— FEED THRU CONNECTOR</b> — Polystyrene insert — pressure tight.....	2.67

Number	SMALL TWIN CONTACT CONNECTORS	List
83-22SP	<b>— TWIN PLUG</b> — With low-loss mica filled dielectric insert.....	\$1.74
83-22R	<b>— TWIN RECEPTACLE CHASSIS OR BOX TYPE</b> — For 83-22SP connector.....	1.37
83-22AP	<b>— TWIN ANGLE PLUG ADAPTER</b> — For straight 83-22SP plug.....	2.74
83-22J	<b>— TWIN JUNCTION</b> — Double end contact — for use with 83-22SP.....	1.96
83-22F	<b>— TWIN FEED THRU ADAPTER</b> — Pressure tight to 20 lbs. per sq. inch.....	2.63

Number	HOODS FOR SMALL CONNECTORS	List
83-1H	<b>— HOOD</b> — For RG cables 8/U, 10/U, 11/U, 12/U, 22/U, 63/U, 65/U.....	\$ .44
83-22R	<b>— HOOD</b> — For use with double shield braid wire — RG9/U, 13/U.....	.56
83-765	<b>— HOOD</b> — For effective shielding of smaller diameter cables.....	.70

Number	CAPS and CHAINS and ADAPTERS	List
83-1AC	<b>— CAP</b> — For 83-1R, 83-1RY, 83-1RTY and 83-22R connectors.....	\$ .85
83-1BC	<b>— CAP</b> — For 83-1SP, 83-1SPN and 2 pole plug — 83-22SP connectors.....	1.00
83-168	<b>— ADAPTER</b> — For small cable — RG59/U, 83-1SP connector.....	.67
83-185	<b>— ADAPTER</b> — For small cable — RG-58/U, use with 83-1SP connector.....	.67


Number	LARGE SINGLE CONTACT CONNECTORS	List
83-21SP	<b>— PLUG</b> — With low-loss mica filled insert and rubber gasket.....	\$3.78
83-21R	<b>— RECEPTACLE</b> — With two piece low-loss mica filled insert.....	1.56
83-21AP	<b>— ANGLE PLUG ADAPTER</b> — With waterproofing rubber gasket.....	2.89
83-21J	<b>— JUNCTION</b> — Polystyrene insert — waterproof — dust tight.....	On Request

Number	LARGE TWIN CONTACT CONNECTORS	List
83-2SP	<b>— TWIN PLUG</b> — Low-loss mica filled insert — waterproofing gasket.....	\$3.82
83-2R	<b>— TWIN RECEPTACLE</b> — One piece flange — low-loss mica filled insert.....	2.63
83-2AP	<b>— TWIN ANGLE PLUG ADAPTER</b> — Polystyrene insert — used with 83-2SP.....	3.44
83-2J	<b>— TWIN JUNCTION</b> — For water and dirt tight connection to 83-2SP.....	2.67

Number	LARGE HOOD and LARGE CAP	List
83-2H	<b>— HOOD</b> — For effective shielding, used with 83-2R and 83-21R receptacles.....	\$ .48
83-2AC	<b>— CAP</b> — For sealing large 83-2R and 83-21R.....	1.11


Number	BRITISH TYPE CONNECTORS	List
83-1M	<b>— ADAPTER</b> — 83-1SP — SO-153 (110H 585) to 83-1R — PL-P173 (110H 584).....	\$3.63
83-764	<b>— ADAPTER</b> — 83-1SP — 10H 528 to 83-1R — 10H 529, 10H 701, 10H 702.....	3.52
83-1D	<b>— ADAPTER</b> — SO-153 (110H 585) — 83-1R to PL-P173 (110H 584) — 83-1SP.....	4.44

## SMALL SINGLE CONTACT CONNECTORS




Units above for RG cables — 8/U, 10/U, 11/U, 12/U, 63/U, 65/U — and 58/U, 59/U using 83-168 and 83-185 with 83-1SP.

## SMALL TWIN CONTACT CONNECTORS




Units above for twinax cable — RG-22/U or any twin conductor cable of approximate .405" O.D.


## HOOD for SMALL CONNECTORS



## CAPS and CHAINS



## ADAPTER



See Description

## LARGE SINGLE CONTACT CONNECTORS



## LARGE TWIN CONTACT CONNECTORS



## LARGE HOOD



## BRITISH TYPE ADAPTERS



*Essential Quality Parts for the* **RADIO-ELECTRONIC Industry**

# AMERICAN PHENOLIC CORPORATION

Chicago 50, Illinois

IN TORONTO • AMPHENOL LIMITED



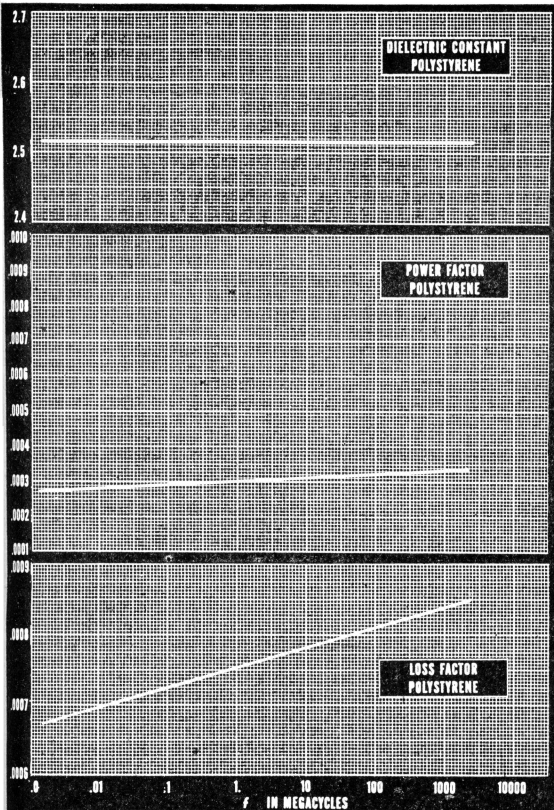

## AMPHENOL POLYWELD "912" (Coil Dope) FOR R.F.-U.H.F & V.H.F. APPLICATIONS

Amphenol POLYWELD "912" is pure liquid Polystyrene. It is designed for "doping," coating, impregnating and sealing in most Radio Frequency applications in the *Ultra-High* and *Very-High* frequency ranges.

POLYWELD is moisture-repellent because it is non-hygroscopic and will not normally support fungus growth. It may therefore be used where these conditions are encountered with a resultant improvement in the performance of radio equipment.

### FAST-DRYING • STRONG-ADHERING • LOW-LOSS • UNIFORM IN APPLICATION

Wherever critical components (coils, coil forms, capacitors, ceramics, bakelite, connectors, etc.) must be coated or sealed, Amphenol POLYWELD "912" can be accepted as the standard to obtain high dielectric functioning together with moisture-repellent qualities which will give excellent service within the temperature range of  $-70^{\circ}$  F. to  $160^{\circ}$  F. In addition, the low power factor of POLYWELD "912" is a distinct asset wherever it is used in radio frequency circuits.



POLYWELD "912" when used in conjunction with "912-A" Polystyrene products, and ACRYWELD "901" with "912-B" Acrylic products (being specially designed for use with these materials), will actually "weld" the parts together so as to create a homogeneous unit.

### Will Not Harm Silk, Celanese, Enamel or Cotton Coverings

POLYWELD "912" has high density and a relatively heavy body with low viscosity which creates a substance easy to apply in both thin and thick coatings. Usually only a thin coating is required. It is heavily bodied and may be diluted 30 to 40% with No. 916 Thinner, thus making the use of POLYWELD extremely economical. It has high resistance and minimum surface leakage at *Ultra-High* and *Very-High* R.F. frequencies and can be used for almost all radio frequency applications. Its high potential breakdown makes it substantially puncture-proof while its unusual flexibility develops an ideal material for use in high-voltage R.F. circuits.

The use of POLYWELD "912" will not affect the electrical characteristics of coils within most frequency ranges.

### AMPHENOL POLYWELD "912" (Liquid Coil Dope) and AMPHENOL ACRYWELD "901" CEMENTS & THINNERS

Non-Returnable Containers—Net Wt. per Gal. 7.85 Lbs.—Gross Wt.

1-Gal. Can: 8.75 Lbs.—5-Gal. Can: 41.75 Lbs.—30-Gal. Drum: 265 Lbs.


Number	List Price
53-912-2	2-oz. Bottle Polyweld .....\$ .50
53-912-4	4-oz. Bottle Polyweld ..... .65
53-912-P	Pint Container Polyweld ..... 2.25
53-912-Q	Quart Container Polyweld ..... 4.00
53-912-G	1-Gallon Can Polyweld ..... 13.35
53-912-5G	5-Gallon Drum Polyweld .....per gal. 12.26
53-912-30G	30-Gallon Drum Polyweld .....per gal. 11.31
53-916-2T	2-oz. Bottle Thinner ..... .25
53-916-GT	1-Gallon Can Thinner ..... 2.00

\* For spigot use.


Add "901" in place of "912" and "916" in the above numbers for ACRYWELD "901" Cement and ACRYWELD Cement Thinner for quantities indicated at same list prices.

Essential Quality Parts for the **RADIO-ELECTRONIC** Industry


## RECEPTACLES with external threads




AN-3102




AN-3100



AN-3101



97-5107



97-5109

## PLUGS with coupling ring



AN-3106



AN-3108



97-5105

## "AN" and "97" CONNECTORS

Amphenol electrical connectors provide a means of quickly connecting or disconnecting one or many electrical circuits in aircraft, marine and other mechanized equipment where dependable weather-proof and vibration-proof service is required. All of the (AN) types are built to Army-Navy specifications. The Amphenol 97 Series connectors were developed for special applications and are built under the same general specifications, designed primarily to supplement the standard AN types.

The eight shell types shown in the left column are representative of the most popular types altho Amphenol builds these same connectors and others to special requirements of weather-proofing, pressurizing, tropicalization — all in accordance with the high quality specifications of the Army and Navy.

*Amphenol connectors are produced in a great variety of combinations of shells and inserts, dielectric materials and finishes and it will be found advisable to follow recommended procedure in ordering. To clarify specification, we break down a typical item order number explaining the reference of each digit or letter.*

### TYPICAL NUMBER

**AN 3100 - 16 - 11 PY (101 - 8M)**

**AN or 97.** The "AN" prefix applies to all units which have been assigned an official Army-Navy part number in the prevailing "AN" specification. The "97" prefix is used on all Amphenol items manufactured in accordance with Army-Navy specifications but not yet assigned official part numbers.

**3100.** This number designates the shell type with no relation to the insert. The eight basic shell types are shown at the left. Angle receptacle or plug may be had in split or solid shell. Designation is explained under type 101 below.

**16.** This dash number performs a double function. Coupled with the shell style designation — in this case AN3100 — it indicates the shell style and size. That is, AN3100-16 indicates that a receptacle shell in size 16 is required.

**11P.** As a second function, the above dash number "16" when coupled with the number immediately following — in this case 11PY — indicates the contact layout required. The letter "P" in this number indicates a pin (male) insert and the letter "S" indicates a socket (female) type insert. See copy and illustrations at bottom of page for detailed clarification.

**Y.** This letter designation after the standard insert is one of several suffix letters ordinarily employed to specify other than standard dielectric material.

**101.** Refers to the style shell. There are many variables in the complete Amphenol line, but in this condensation, use a designation here only when ordering angle plugs in which case 101 specifies the solid shell angle housing and 102 the split shell angle housing.

**8M.** This dash number indicates the type of finish required. Standard finish in accordance with specification is furnished unless otherwise specified.


A complete electrical connection requires a receptacle and a plug. Receptacles are usually mounted rigidly on the electrical equipment. Because of this they are designed with a solid base for mounting on a panel, bulk-head, wall, instrument, and so on. Plugs are usually used on the end of a flexible conduit or cable. The receptacle is always indicated as the shell with the external threads and the plug as the shell with the loose coupling ring. Standard shell plugs and receptacles are built to Army-Navy specifications. Receptacles for special applications are designed to accomplish various purposes such as preventing moisture entering instruments or equipment, pressure-proofing in high altitude flying, for use in hazardous locations, unusual space requirements, additional mounting holes for flush installations, vibration-proof for use on machines, instruments and other equipment, mounting on curved surface, light proof on aerial cameras and similar applications. Shell plugs are neat in appearance, simple and easy to assemble. Solid shell provides protection against moisture and dust. Split shells provide easy access for soldering, wire testing and are stocked in most sizes.

*Complete listing of inserts with shells sizes on the following ten pages.*



SOCKET  
INSERT  
(Female)

It should be clarified for the benefit of those ordering AN connectors for the first time that the classification receptacles and plugs have no relation to the insert classification of pin (male) and sockets (female). Either the receptacle or the plug can be specified with pin or socket inserts. All inserts listed on the following ten pages are interchangeable in any other shell types within the same size specification. Amphenol inserts comply in layout, contact sizes and use of dielectric materials with prevailing AN specifications.



PIN  
INSERT  
(Male)





LISTING OF APPROVED SHELL AND INSERT COMBINATIONS

An insert is considered to be the contacts and the supporting dielectric element and as indicated may be ordered as plug (P) or socket (S) for use in any of the shell types. All Amphenol plug and socket inserts are interchangeable in the shells of same size with exception of 10SL-3, 10SL-4. Amphenol elements have heavier sections and are provided

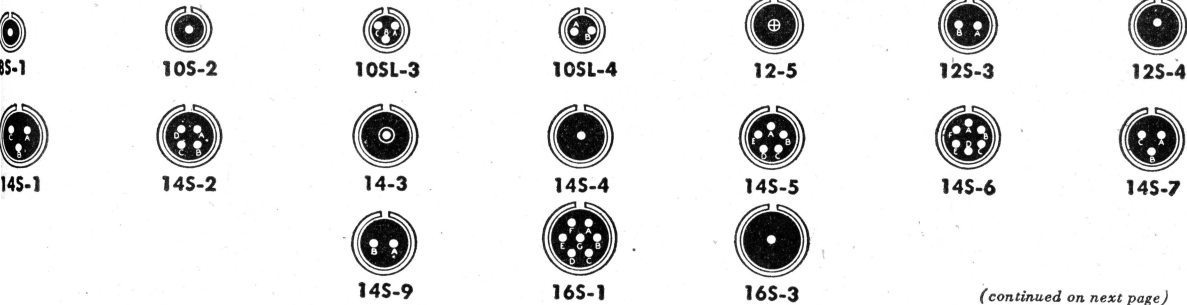
with barriers to further increase insulation between contacts. This listing consisting of ten pages is very comprehensive. For special requirements there are many more inserts available in alternate positioning and of the shorting and grounding types. The dielectric or insulation material is made according to prevailing Army-Navy specifications.

All Prices are List.

INSERT	AN3100	AN3102	AN3106	AN3108	AN3101	97-5105	97-5107	97-5109	TOTAL CON- TACTS	MECH'L SPACING	CONTACT SIZE					
											#0	#4	#8	#12	#16	#20
8S-1S	1.19	.89	1.37	1.96	1.22	1.56	2.07	2.48	1	1/16					1	
8S-1P	1.15	.89	1.37	2.00	1.19	1.56	2.04	2.48								
10S-2S	1.11	.81	1.19	2.00	1.15	1.33	2.00	2.44	1	3/32					1	
10S-2P	1.07	.81	1.15	2.07	1.11	1.33	2.00	2.41								
10SL-3S			1.67	2.00					3	1/16					3	
10SL-3P	1.30	1.07			1.33											
10SL-4S			1.33	2.07					2	1/16					2	
10SL-4P	1.19	.89			1.22											
12S-3S	1.33	.96	1.56	2.22	1.30	1.78	2.19	2.96	2	1/16					2	
12S-3P	1.26	.93	1.48	2.15	1.26	1.70	2.07	2.93								
12S-4S	1.26	.89	1.48	2.15	1.26	1.70	2.19	2.89	1	1/8					1	
12S-4P	1.15	.81	1.37	2.04	1.15	1.59	1.96	2.82								
12-5S	1.37	1.04	1.59	2.26	1.44	1.85	2.44	3.11	1	1/8				1		
12-5P	1.26	.93	1.52	2.11	1.30	1.74	2.37	2.96								
14S-1S	1.56	1.15	1.78	2.67	1.52	2.00	3.11	3.07	3	1/16					3	
14S-1P	1.56	1.15	1.74	2.67	1.52	1.96	2.59	3.07								
14S-2S	1.63	1.22	1.89	2.74	1.59	2.07	2.70	3.15	4	1/16					4	
14S-2P	1.78	1.37	2.04	2.89	1.74	1.59	2.85	3.30								
14S-4S	1.44	1.07	1.70	2.56	1.48	1.89	2.56	3.00	1	3/16					1	
14S-4P	1.22	.81	1.48	2.33	1.22	1.67	2.33	2.74								
14S-5S	1.78	1.37	2.04	3.19	1.74	1.59	2.85	3.30	5	1/16					5	
14S-5P	1.85	1.63	2.11	2.93	1.78	2.26	2.89	3.33								
14S-6S	1.93	1.63	2.30	3.15	1.85	2.48	3.15	3.59	6	1/32					6	
14S-6P	1.96	1.56	2.22	3.07	1.96	2.07	3.00	3.48								
14S-7S	1.67	1.37	2.15	3.00	1.93	2.37	3.00	3.48	3	1/16					3	
14S-7P	1.48	1.07	1.70	2.56	1.48	1.93	2.56	3.00								
14S-9S	1.56	1.15	1.78	2.67	1.56	2.00	2.67	3.11	2	3/32					2	
14S-9P	1.48	1.07	1.67	2.52	1.44	1.89	2.52	2.96								
14-3S	1.52	1.11	1.89	3.11	1.56	2.07	2.59	3.11	1	1/8			1			
14-3P	1.56	1.15	1.93	2.96	1.59	2.11	2.67	3.22								
16S-1S	1.96	1.67	2.41	3.30	2.15	2.78	3.56	4.44	7	1/16					7	
16S-1P	2.15	1.67	2.41	3.30	2.15	2.78	3.56	4.44								
16S-3S	1.37	.93	1.67	2.56	1.44	2.04	2.96	3.70	1	1/4					1	
16S-3P	1.37	.93	1.67	2.56	1.44	2.04	2.96	3.70								

CODE OF WIRE SIZES

20 16 12 8 4 0 COAXIAL GROUND 16 SHORTING 12 SHORTING 16 12 IRON 16 12 CONSTANTAN



(continued on next page)

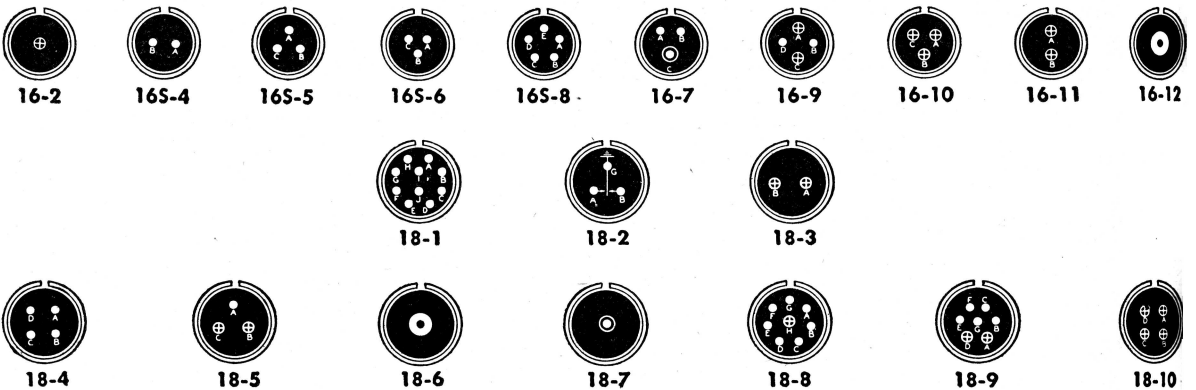
# AMPHENOL *Builds to the Future of* ELECTRONICS

CABLES • CONNECTORS • SOCKETS  
PLASTICS • PLUGS

AMPHENOL

(continued from preceding page)

INSERT	AN3100	AN3102	AN3106	AN3108	AN3101	97-5105	97-5107	97-5109	TOTAL CON- TACTS	MECH'L SPACING	CONTACT SIZE					
											#0	#4	#8	#12	#16	#20
16S-4S	1.44	1.04	1.78	2.67	1.52	2.11	3.07	3.78	2	1/8					2	
16S-4P	1.44	1.04	1.74	2.67	1.52	2.11	3.07	3.78								
16S-5S	1.63	1.30	2.07	2.93	1.78	2.41	3.19	4.07	3	1/8					3	
16S-5P	1.63	1.19	1.93	2.82	1.67	2.30	3.22	3.96								
16S-6S	1.63	1.30	2.07	2.93	1.78	2.41	3.19	4.07	3	1/16					3	
16S-6P	1.59	1.15	1.89	2.78	1.63	2.26	3.19	3.93								
16S-8S	1.78	1.56	2.30	3.19	2.04	2.59	3.37	4.33	5	1/16					5	
16S-8P	1.96	1.44	2.15	3.07	1.85	2.48	3.48	4.19								
16-2S	1.70	1.26	2.04	2.67	1.74	2.37	3.26	4.04	1	3/16				1		
16-2P	1.56	1.11	1.85	2.67	1.59	2.22	3.08	3.89								
16-7S	2.00	1.56	1.96	3.11	2.04	2.67	3.59	4.33	3	1/16			1		2	
16-7P	1.78	1.74	2.11	2.93	1.89	2.48	3.37	4.15								
16-9S	2.04	1.67	2.44	3.22	2.15	2.78	3.67	4.41	4	1/16				2	2	
16-9P	1.93	1.52	2.26	3.04	2.00	2.59	3.52	4.30								
16-10S	1.96	1.59	2.33	3.15	2.07	2.70	3.59	4.37	3	1/16				3		
16-10P	1.70	1.30	2.04	2.89	1.78	2.37	3.33	4.07								
16-11S	1.78	1.37	2.11	2.93	1.89	2.44	3.37	4.15	2	1/16				2		
16-11P	1.70	1.30	2.04	2.85	1.78	2.37	3.33	4.07								
16-12S	2.00	1.56	2.30	3.11	2.04	2.67	3.56	4.33	1	3/32		1				
16-12P	1.78	1.33	2.07	2.89	1.85	2.44	3.33	4.11								
18-1S	2.74	2.15	2.93	3.89	2.85	3.41	4.52	5.15	10	1/16					10	
18-1P	3.00	2.70	3.63	4.59	3.52	3.96	5.22	5.67								
18-2S	2.56	1.52	3.19	3.48	2.33	2.78	4.04	4.52	3	1/16						
18-2P	2.26	1.19	2.41	3.15	1.96	2.44	3.70	4.19								
18-3S	2.37	1.30	2.74	3.33	2.11	2.56	4.19	4.30	2	1/8				2		
18-3P	2.04	1.26	2.22	3.19	2.07	2.48	3.74	4.22								
18-4S	2.15	1.37	2.33	3.30	2.19	2.67	3.85	4.37	4	1/8					4	
18-4P	2.30	1.70	2.44	3.41	2.35	2.96	4.00	4.70								
18-5S	2.44	1.37	2.85	3.33	2.19	2.67	3.89	4.37	3	1/8				2	1	
18-5P	2.22	1.48	2.41	3.33	2.30	2.74	3.96	4.48								
18-6S	2.44	1.37	2.67	3.30	2.19	2.67	3.93	4.37	1	1/8		1				
18-6P	2.04	1.30	2.22	3.19	2.11	2.56	3.78	4.30								
18-7S	2.52	1.52	2.70	3.48	2.33	2.78	4.04	4.30	1	1/4			1			
18-7P	2.15	1.56	2.37	3.41	2.01	2.59	3.67	4.37								
18-8S	2.85	2.22	3.00	4.00	3.00	3.48	4.67	5.19	8	1/16				1	7	
18-8P	2.89	2.07	3.04	4.00	2.85	3.33	4.63	5.11								
18-9S	3.00	2.56	3.67	3.93	2.67	3.22	4.48	4.93	7	1/32				2	5	
18-9P	3.07	2.19	3.26	4.19	3.15	3.48	4.70	5.22								
18-10S	3.00	1.96	3.63	3.93	2.78	3.22	4.48	4.93	4	3/32				4		
18-10P	2.67	1.63	2.85	3.56	2.44	2.89	4.15	4.59								



(continued on next page)

CABLES  
CONNECTORS  
PLASTICS

AMERICAN PHENOLIC CORPORATION *Chicago 50* IN TORONTO  
AMPHENOL LTD.

# AMERICAN PHENOLIC CORPORATION

Chicago 50, Illinois

IN TORONTO • AMPHENOL LIMITED



(continued from preceding page)

INSERT	AN3100	AN3102	AN3106	AN3108	AN3101	97-5105	97-5107	97-5109	TOTAL CON- TACTS	MECH'L SPACING	CONTACT SIZE					
											#0	#4	#8	#12	#16	#20
18-11S	3.15	2.07	3.74	4.04	2.85	3.33	4.59	5.04	5	1/16				5		
18-11P	2.82	1.74	3.07	3.70	2.56	3.00	4.22	4.74								
18-12S	2.33	2.00	2.52	3.48	2.43	3.04	4.09	4.78	6	1/16					6	
18-12P	2.78	1.78	2.96	3.74	2.59	3.07	4.33	4.78								
18-13S	3.85	2.96	4.07	5.15	3.70	4.19	5.39	5.96	4	1/16			1	3		
18-13P	2.78	1.93	2.96	3.89	2.59	3.19	4.27	4.93								
18-14S	2.89	1.89	3.07	3.82	2.70	3.15	4.41	4.85	2	1/16		1			1	
18-14P	2.52	1.74	2.70	3.74	2.37	2.96	4.02	4.70								
18-16S	2.30	1.52	2.44	3.41	2.33	2.78	4.04	4.48	1	5/16				1		
18-16P	2.15	1.37	2.33	3.30	2.22	2.70	3.85	4.44								
18-20S	2.26	1.63	2.41	3.37	2.33	2.89	3.96	4.59	5	1/8					5	
18-20P	2.63	1.78	2.82	3.74	2.59	3.07	4.30	4.78								
18-22S	2.63	1.56	3.15	3.52	2.37	2.82	4.04	4.48	3	5/32					3	
18-22P	2.30	1.22	2.85	3.19	2.04	2.48	3.70	4.19								
18-29S	2.70	1.63	3.30	3.59	2.44	2.89	4.15	4.59	5	1/16					5	
18-29P	2.85	1.78	3.44	3.74	2.59	3.04	4.33	4.82								
20-1S	3.33	2.70	3.56	4.00	3.52	4.11	5.19	6.41	14	1/16					14	
20-1P	4.22	3.37	4.44	4.48	4.74	4.82	5.96	6.70								
20-2S	2.44	1.44	3.04	3.19	2.52	2.89	4.00	5.15	1	5/32		1				
20-2P	2.33	1.37	2.59	3.15	2.48	2.85	3.96	5.15								
20-3S	2.78	1.74	3.67	3.52	2.82	3.22	4.30	5.44	3	1/8				3		
20-3P	2.56	1.52	2.85	3.63	2.67	3.04	4.11	5.26								
20-4S	2.85	1.78	3.74	3.93	2.89	3.26	4.37	5.56	4	1/8				4		
20-4P	2.56	2.19	2.78	3.74	2.78	3.15	4.22	5.37								
20-5S	2.30	1.26	2.59	3.30	2.37	2.74	3.82	4.96	2	3/16					2	
20-5P	2.15	1.07	2.67	3.15	2.19	2.56	3.67	4.85								
20-6S	2.44	1.56	2.70	3.30	2.59	2.96	3.96	5.26	3	3/16					3	
20-6P	2.44	1.37	2.70	3.15	2.48	2.85	3.96	4.89								
20-7S	2.63	2.15	2.85	3.80	3.11	3.63	4.41	5.85	8	1/8					4	
20-7P	3.26	2.44	3.48	4.19	3.52	3.89	4.96	6.15							4	
20-8S	3.30	2.26	4.00	4.00	3.33	3.70	4.82	6.00	6	1/16			2		4	
20-8P	3.15	2.11	3.67	3.89	3.22	3.56	4.70	5.82								
20-9S	3.22	2.19	3.59	3.96	3.30	3.70	4.78	5.93	8	1/8				1	7	
20-9P	3.11	2.07	3.48	3.82	3.15	3.56	4.59	5.78								
20-11S	3.56	3.15	3.82	4.85	3.74	4.30	5.07	6.82	13	1/32					3	10
20-11P	3.56	2.52	4.37	4.26	3.63	4.00	5.11	6.22								
20-12S	2.67	1.63	3.33	3.37	2.70	3.07	4.07	5.33	2	1/8		1			1	
20-12P	2.52	1.52	2.85	3.26	2.59	2.96	4.07	5.22								



18-11



18-12



18-13



18-14



18-16



18-20



18-22



18-29



20-1



20-2



20-3



20-4



20-5



20-6



20-7



20-8



20-9



20-11



20-12

(continued on next page)

Essential Quality Parts for the **RADIO-ELECTRONIC** Industry

# AMPHENOL Builds to the Future of ELECTRONICS

CABLES • CONNECTORS • SOCKETS

PLASTICS • PLUGS



(continued from preceding page)

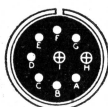
INSERT	AN3100	AN3102	AN3106	AN3108	AN3101	97-5105	97-5107	97-5109	TOTAL CON- TACTS	MECH'L SPACING	CONTACT SIZE					
											#0	#4	#8	#12	#16	#20
20-14S	3.30	2.33	4.19	4.04	3.33	3.74	4.82	6.00	5	1/16			2	3		
20-14P	2.93	2.19	3.11	3.96	3.33	3.67	4.74	5.93								
20-15S	3.41	2.41	4.33	4.15	3.52	3.89	4.93	6.11	7	1/8				7		
20-15P	2.96	1.96	3.67	3.70	3.07	3.41	4.52	5.67								
20-16S	3.41	2.48	3.67	4.22	3.59	3.96	5.04	6.22	9	1/16				2	7	
20-16P	3.33	2.33	3.67	4.07	3.37	3.74	4.85	6.04								
20-17S	3.33	2.33	4.22	4.07	3.41	3.78	4.89	6.07	6	1/16				5	1	
20-17P	3.15	2.11	3.44	3.89	3.22	3.59	4.70	5.85								
20-18S	3.63	2.56	4.37	4.37	3.70	4.07	5.19	5.96	9	1/16				3	6	
20-18P	3.19	2.11	4.07	3.93	3.22	3.59	4.70	5.85								
20-19S	3.15	2.11	4.04	3.89	3.19	3.56	4.63	5.82	3	1/16			3			
20-19P	2.93	2.04	3.16	3.78	3.11	3.52	4.44	5.74								
20-20S	3.19	2.11	4.07	3.93	3.22	3.59	4.67	5.85	4	1/16		1		3		
20-20P	2.85	1.81	3.30	3.59	2.93	3.30	4.41	5.56								
20-21S	3.44	2.44	3.70	4.22	3.56	4.00	4.96	6.19	9	1/16				1	8	
20-21P	3.33	2.33	4.07	4.07	3.33	3.78	4.89	6.04								
20-22S	3.33	2.33	4.07	4.07	3.41	3.78	4.89	6.04	6	1/16			3		3	
20-22P	3.19	2.15	3.41	3.93	3.26	3.63	4.74	5.85								
20-23S	2.78	1.74	3.48	3.52	2.85	3.22	4.30	5.44	2	3/32			2			
20-23P	2.52	1.52	2.85	3.26	2.59	2.96	4.07	5.22								
20-24S	2.93	1.93	3.78	3.67	3.00	3.37	4.48	5.26	4	3/32			2		2	
20-24P	2.78	1.74	3.26	3.52	2.85	3.22	4.30	5.44								
22-1S	2.78	1.63	3.37	3.78	2.78	3.26	4.37	5.52	2	1/8			2			
22-1P	2.56	1.56	3.00	3.59	2.59	3.11	4.19	5.30								
22-2S	3.22	2.15	3.93	4.22	3.26	3.70	4.82	5.96	3	1/8			3			
22-2P	2.96	1.93	3.30	4.00	3.00	3.52	4.48	5.70								
22-3S	2.78	1.74	3.59	3.78	2.82	3.30	4.41	5.52	2	1/8		1			1	
22-3P	2.52	1.48	2.96	3.56	2.52	3.00	4.11	5.26								
22-4S	3.00	2.00	3.96	4.04	3.07	3.56	4.63	5.74	4	1/8			2	2		
22-4P	2.78	1.89	3.07	3.96	2.93	3.41	4.52	5.67								
22-5S	2.96	1.93	3.52	4.00	2.96	3.48	4.56	5.70	6	1/8				2	4	
22-5P	2.78	1.70	3.26	3.82	2.78	3.26	4.37	5.52								
22-6S	2.85	1.78	3.78	3.89	2.89	3.37	4.48	5.59	3	1/8			2		1	
22-6P	2.67	1.59	3.22	2.67	3.15	4.22	4.22	5.37								
22-7S	2.89	1.85	3.56	3.93	2.89	3.37	4.48	5.63	1	3/16	1					
22-7P	2.56	1.52	3.00	3.59	2.56	3.07	4.15	5.26								



20-14



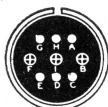
20-15



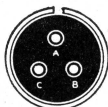
20-16



20-17



20-18



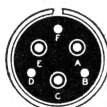
20-19



20-20



20-21



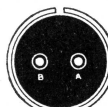
20-22



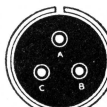
20-23



20-24



22-1



22-2



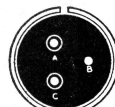
22-3



22-4



22-5



22-6



22-7

(continued on next page)

CABLES  
CONNECTORS  
PLASTICS

**AMERICAN PHENOLIC CORPORATION** *Chicago 50* IN TORONTO  
AMPHENOL LTD.



AMERICAN PHENOLIC CORPORATION

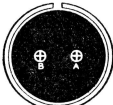
Chicago 50, Illinois

IN TORONTO • AMPHENOL LIMITED



(continued from preceding page)

INSERT	AN3100	AN3102	AN3106	AN3108	AN3101	97-5105	97-5107	97-5109	TOTAL CON- TACTS	MECH'L SPACING	CONTACT SIZE						
											#0	#4	#8	#12	#16	#20	
22-8S	2.78	1.89	3.11	3.93	2.93	3.41	4.52	5.63	2	3/16				2			
22-8P	2.22	1.26	2.56	3.33	2.33	2.96	3.93	5.04									
22-9S	2.78	1.70	3.70	3.78	2.82	3.30	3.96	5.52	3	3/16				3			
22-9P	2.41	1.44	3.00	3.41	2.44	2.93	4.07	5.15									
22-10S	2.37	1.70	2.67	3.63	2.82	3.30	4.15	5.52	4	3/16					4		
22-10P	2.56	1.52	2.93	3.59	2.59	3.11	4.19	5.30									
22-11S	2.59	1.59	3.07	3.63	2.67	3.15	4.22	5.33	2	1/4					2		
22-11P	2.15	1.48	2.44	3.37	2.52	3.00	3.89	5.26									
22-12S	3.15	2.07	3.59	4.15	3.22	3.67	4.78	5.85	5	1/8			2		3		
22-12P	2.89	1.85	3.44	3.93	2.93	3.41	4.48	5.63									
22-13S	3.22	2.15	4.00	4.22	3.22	3.70	4.82	5.96	5	1/8				4	1		
22-13P	2.70	1.93	3.04	3.96	3.00	3.48	4.52	5.70									
22-14S	3.89	3.48	4.19	5.11	4.48	5.00	5.82	7.22	19	1/16					19		
22-14P	4.41	3.33	5.30	5.41	4.41	4.89	6.00	7.15									
22-15S	3.89	2.82	4.78	4.89	3.93	4.41	5.44	6.59	6	1/8 3/16				5	1		
22-15P	2.96	2.00	3.26	4.04	3.07	3.56	4.63	5.74									
22-16S	3.70	2.63	4.56	4.74	3.74	4.19	5.30	6.44	9	1/8				3	6		
22-16P	3.26	2.26	4.19	4.30	3.30	3.78	4.89	6.00									
22-17S	3.19	2.48	3.48	4.41	3.59	4.07	5.04	6.26	9	1/8				1	8		
22-17P	3.33	2.30	3.82	4.37	3.37	3.89	4.96	5.78									
22-18S	3.07	2.15	3.41	4.22	3.26	3.74	4.59	5.96	8	1/8					8		
22-18P	2.93	1.89	3.82	3.96	2.93	3.41	4.52	5.67									
22-19S	3.37	3.00	3.67	4.63	3.93	4.59	5.26	6.82	14	1/8					14		
22-19P	3.67	2.59	4.56	4.70	3.70	4.19	5.26	6.22									
22-20S	2.89	2.30	3.19	4.11	3.33	3.82	4.70	6.04	9	3/32					9		
22-20P	3.07	2.00	3.41	4.07	3.11	3.59	4.63	5.78									
22-21S	3.41	2.67	3.78	4.74	3.59	4.19	4.93	6.44	3	1/16	1				2		
22-21P	3.07	2.04	3.41	4.11	3.15	3.63	4.59	5.82									
22-22S	3.26	2.19	3.93	4.26	3.30	3.78	4.89	6.00	4	1/16			4				
22-22P	3.15	2.07	3.59	4.11	3.15	3.63	4.74	5.82									
22-23S	3.74	2.70	4.63	4.78	3.78	4.30	5.33	6.48	8	1/16				8			
22-23P	3.30	2.26	4.00	4.33	3.30	3.78	4.89	6.04									
22-24S	3.11	2.04	3.52	4.11	3.07	3.59	4.70	5.82	6	1/16				2			
22-24P	2.74	1.67	3.26	3.74	2.68	3.26	4.37	5.44		1/8					2		
										1/4					2		
22-25S	3.11	2.04	3.93	4.11	3.15	3.63	4.70	5.93	3	1/8	1						
22-25P	2.85	1.78	3.30	3.89	2.85	3.33	4.41	5.63								2	



22-8



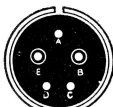
22-9



22-10



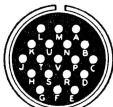
22-11



22-12



22-13



22-14



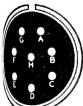
22-15



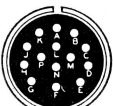
22-16



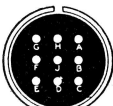
22-17



22-18



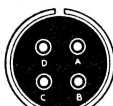
22-19



22-20



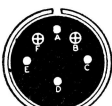
22-21



22-22



22-23



22-24



22-25

(continued on next page)

Essential Quality Parts for the RADIO-ELECTRONIC Industry

# AMPHENOL *Builds to the Future of* ELECTRONICS

CABLES • CONNECTORS • SOCKETS  
PLASTICS • PLUGS

AMPHENOL

(continued from preceding page)

INSERT	AN3100	AN3102	AN3106	AN3108	AN3101	97-5105	97-5107	97-5109	TOTAL CON- TACTS	MECH'L SPACING	CONTACT SIZE					
											#0	#4	#8	#12	#16	#20
22-26S	3.37	2.33	3.59	4.37	3.37	3.89	4.96	6.07	7	1/8				2	5	
22-26P	3.15	2.11	3.56	4.15	3.19	3.67	4.73	5.85								
22-27S	3.67	2.78	4.00	4.82	3.82	4.37	5.41	6.52	9	1/8 3/32			1		8	
22-27P	3.22	2.48	3.56	4.44	3.63	4.07	5.07	6.26								
22-28S	3.41	2.37	4.33	4.44	3.41	3.96	5.00	6.15	7	3/32				7		
22-28P	2.85	1.78	3.74	3.89	2.89	3.37	4.44	5.59								
22-29S	3.59	2.56	4.04	4.59	3.63	4.11	5.22	6.33	7	1/16 1/8		1			6	
22-29P	3.37	2.33	4.07	4.37	3.37	3.89	4.96	6.11								
22-33S	2.96	2.33	3.30	4.33	3.15	3.81	4.48	6.07	7	1/16 5/32					3	
22-33P	3.15	2.11	3.85	4.15	3.19	3.67	4.78	5.85							4	
22-34S	3.11	2.04	3.67	4.11	3.15	3.63	4.70	5.82	5	1/8				3	2	
22-34P	2.85	1.89	3.22	3.96	2.96	3.48	4.37	5.67								
24-1S	3.33	2.00	3.96	4.19	3.26	3.93	5.26	6.56	2	1/8	1			1		
24-1P	2.78	1.93	3.41	4.11	3.00	3.89	4.48	6.52								
24-2S	3.67	2.30	4.22	4.48	3.59	4.22	5.74	6.89	7	1/8				7		
24-2P	3.07	1.93	3.63	4.11	3.22	3.89	5.07	6.52								
24-3S	3.22	2.26	3.78	4.41	3.52	4.30	5.26	6.82	7	5/32				2	5	
24-3P	2.85	1.96	3.37	4.15	2.85	3.89	4.82	6.52								
24-4S	3.48	2.30	4.22	4.48	3.59	4.19	5.44	6.85	4	1/8	1				3	
24-4P	3.04	1.93	3.63	4.11	3.19	3.82	4.70	6.48								
24-5S	3.52	3.30	4.04	5.00	4.07	5.15	5.56	7.67	16	1/16					16	
24-5P	4.30	2.93	4.89	5.15	4.22	4.85	6.37	7.48								
24-7S	4.11	3.52	4.67	5.59	4.78	5.41	6.22	8.11	16	1/16				2	14	
24-7P	4.56	3.22	5.19	5.41	4.52	5.15	6.67	7.82								
24-9S	3.70	3.00	4.33	5.22	3.93	4.93	5.41	7.52	2	1/16		2				
24-9P	2.89	1.85	3.48	4.04	3.07	3.74	4.56	6.44								
24-10S	4.15	2.82	4.78	5.15	4.11	4.74	6.26	7.41	7	1/16			7			
24-10P	4.07	2.74	4.70	4.93	4.04	4.63	5.85	7.30								
24-11S	4.52	3.19	5.11	5.37	4.44	5.11	6.59	7.74	9	1/16			3	6		
24-11P	3.67	2.67	4.26	4.85	3.96	4.59	5.78	7.26								
24-12S	3.78	3.56	4.33	5.26	4.37	5.41	5.85	7.96	5	1/16		2		3		
24-12P	3.48	2.30	4.07	4.48	3.59	4.19	5.19	6.85								
24-14S	3.74	2.41	4.37	4.59	3.70	4.37	5.85	7.00	3	3/32	1			2		
24-14P	3.00	2.04	3.59	4.22	3.19	3.96	4.67	6.59								
24-16S	3.96	2.59	4.56	4.82	3.89	4.52	6.04	7.19	7	1/8			1	3	3	
24-16P	3.15	2.11	3.67	4.33	3.41	4.04	5.19	6.74								



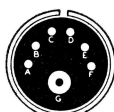
22-26



22-27



22-28



22-29



22-33



22-34



24-1



24-2



24-3



24-4



24-5



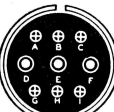
24-7



24-9



24-10



24-11



24-12



24-14



24-16

(continued on next page)

CABLES  
CONNECTORS  
PLASTICS

AMERICAN PHENOLIC CORPORATION *Chicago 50*

IN TORONTO  
AMPHENOL LTD.

# AMERICAN PHENOLIC CORPORATION

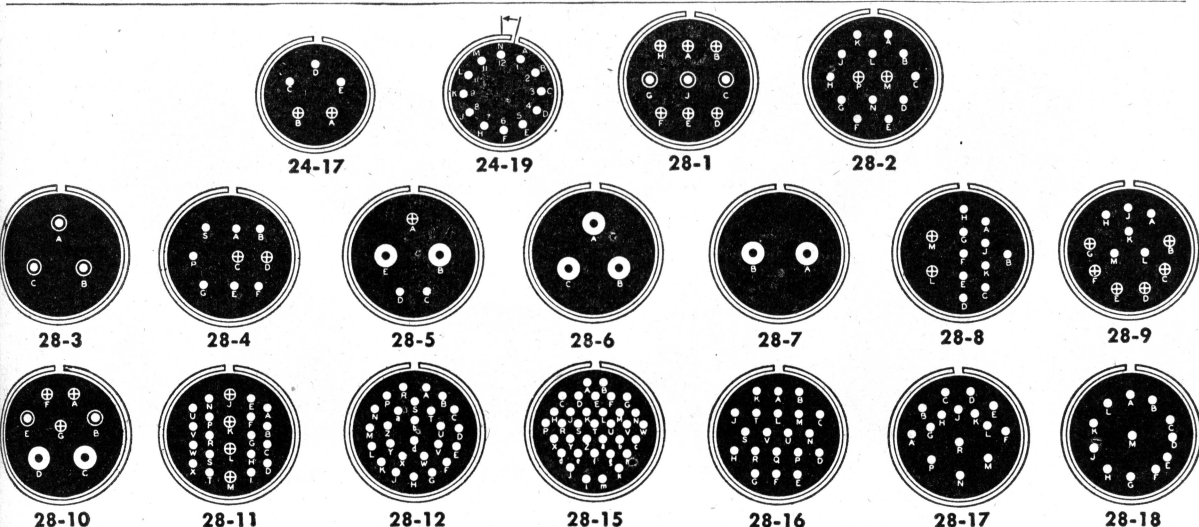
Chicago 50, Illinois

IN TORONTO • AMPHENOL LIMITED



(continued from preceding page)

INSERT	AN3100	AN3102	AN3106	AN3108	AN3101	97-5105	97-5107	97-5109	TOTAL CON- TACTS	MECH'L SPACING	CONTACT SIZE					
											#0	#4	#8	#12	#16	#20
24-17S	4.30	2.93	4.89	5.15	4.22	4.89	6.04	7.56	5	3/16				2	3	
24-17P	2.85	1.89	3.44	4.07	3.04	3.82	4.52	6.44								
24-19S	4.19	2.85	4.82	5.04	4.15	4.63	6.33	7.45	12	1/16					12	
24-19P	3.41	2.48	4.00	4.70	3.78	4.41	5.48	7.07								
28-1S	4.96	3.26	5.67	5.96	4.96	5.30	6.33	7.82	9	1/8			3	6		
28-1P	4.04	2.67	4.70	5.33	4.37	4.70	5.70	7.22								
28-2S	4.74	3.07	5.41	5.74	4.82	5.15	6.15	7.67	14	1/8				2	12	
28-2P	4.11	2.67	4.82	5.33	4.41	4.70	5.70	7.22								
28-3S	4.15	2.56	4.93	5.22	4.30	4.59	5.63	7.07	3	3/16			3			
28-3P	3.26	1.89	4.04	4.52	3.48	3.93	4.93	6.44								
28-4S	3.82	2.67	4.48	5.33	4.37	4.70	5.70	7.22	9	1/8				2	4	
28-4P	3.44	2.19	4.11	4.85	3.93	4.22	5.22	6.78							3	
28-5S	4.41	2.70	5.11	5.37	4.41	4.74	5.74	7.26	5	1/8		2		1	2	
28-5P	3.67	2.19	4.41	4.89	3.85	4.22	5.26	6.78								
28-6S	4.52	2.82	5.22	5.52	4.52	4.85	5.85	7.37	3	1/8		3				
28-6P	3.56	2.30	4.33	4.93	3.78	4.33	5.30	6.85								
28-7S	4.00	2.26	4.63	4.93	4.00	4.30	5.33	6.82	2	5/32		2				
28-7P	3.19	1.93	3.93	4.59	3.37	3.96	4.89	6.48								
28-8S	4.11	3.00	4.78	5.70	4.74	5.04	6.07	7.59	12	3/16				2		
28-8P	3.85	2.74	4.56	5.41	4.41	4.82	5.78	7.30							10	
28-9S	4.74	4.07	5.41	6.48	5.44	6.11	7.00	8.63	12	1/8				6	6	
28-9P	4.04	2.78	4.70	5.41	4.48	5.67	5.82	7.30								
28-10S	4.85	3.15	5.56	5.82	4.85	5.19	6.19	7.70	7	1/8		2	2	3		
28-10P	4.48	2.85	5.22	5.52	4.56	4.89	5.93	7.37								
28-11S	6.07	4.37	6.78	7.00	6.07	6.41	7.41	8.93	22	1/16				4	18	
28-11P	5.26	3.70	5.93	6.37	5.41	5.74	6.78	8.22								
28-12S	4.89	4.44	5.59	6.63	5.63	6.63	7.15	9.04	26	1/16					26	
28-12P	5.82	4.11	6.52	6.78	5.82	6.15	7.19	8.63								
28-15S	6.41	5.37	7.15	8.07	6.59	7.41	8.15	9.93	35	1/16					35	
28-15P	6.96	5.26	7.67	7.96	6.96	7.30	8.30	9.82								
28-16S	4.33	3.85	5.00	6.04	4.96	5.96	6.48	8.37	20	3/32					20	
28-16P	5.15	4.67	5.82	6.07	5.15	5.44	6.48	8.00								
28-17S	3.82	3.33	4.48	5.56	4.41	5.41	5.96	7.82	15	1/4					4	
28-17P	4.63	2.93	5.33	5.59	4.63	4.96	6.00	7.48							11	
28-18S	4.59	3.41	5.33	6.11	4.78	5.44	6.33	8.00	12	1/16					4	
28-18P	4.19	2.78	4.93	5.41	4.37	4.78	5.78	7.30							7	
										5/16					1	



(continued on next page)

Essential Quality Parts for the **RADIO-ELECTRONIC** Industry

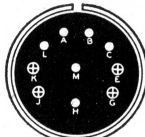
# AMPHENOL *Builds to the Future of* ELECTRONICS

CABLES • CONNECTORS • SOCKETS  
PLASTICS • PLUGS

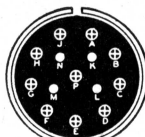


(continued from preceding page)

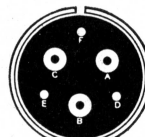
INSERT	AN3100	AN3102	AN3106	AN3108	AN3101	97-5105	97-5107	97-5109	TOTAL CON- TACTS	MECH'L SPACING	CONTACT SIZE					
											#0	#4	#8	#12	#16	#20
28-19S	4.63	2.89	5.30	5.56	4.59	4.93	5.96	7.41	10	1/16				4		
28-19P	4.04	2.33	4.70	4.96	4.04	4.33	5.37	6.85		1/8					4	
										1/4					2	
28-20S	5.44	3.74	6.11	6.41	5.44	5.78	6.82	8.26	14	1/16				10	4	
28-20P	4.67	3.00	5.33	5.67	4.74	5.00	6.07	7.56								
28-22S	5.11	3.37	5.74	6.04	5.11	5.37	6.44	7.89	6	1/8		3			3	
28-22P	4.78	2.82	5.22	5.44	4.48	4.85	5.85	7.37								
32-1S	5.00	3.30	5.93	6.26	5.15	5.93	6.74	8.59	5	1/8	2			3		
32-1P	4.37	2.93	5.04	5.82	4.74	5.52	6.22	8.19								
32-2S	5.74	4.15	6.48	7.07	5.93	6.74	7.11	9.37	5	3/16		3			2	
32-2P	4.56	2.96	5.30	5.93	4.74	5.56	5.93	8.19								
32-3S	5.44	3.70	6.26	6.67	5.56	6.33	7.15	8.41	9	1/8	1	2		2	4	
32-3P	4.93	3.33	5.59	6.26	5.11	5.93	6.78	8.59								
32-4S	5.48	4.44	6.22	7.07	5.67	6.48	6.85	9.15	14	1/8				2	7	
32-4P	5.19	3.48	6.04	6.41	5.26	6.04	6.85	8.70							5	
32-5S	4.74	3.19	5.41	6.15	5.44	5.78	6.59	8.48	2	1/8	2					
32-5P	3.82	2.52	4.52	5.26	4.33	5.22	5.63	7.82								
32-6S	8.07	6.33	8.93	9.30	8.15	8.93	9.74	11.63	23	1/16		2	3	2	16	
32-6P	7.00	5.30	7.85	8.22	7.07	7.85	8.70	10.59								
32-7S	7.96	6.22	8.82	9.22	8.04	8.82	9.67	11.52	35	1/16				7	28	
32-7P	7.30	5.59	8.15	8.56	7.37	8.15	9.00	10.89								
32-8S	7.30	5.59	8.15	8.56	7.41	8.19	9.00	10.93	30	1/16				6	24	
32-8P	6.74	5.00	7.59	8.00	6.85	7.63	8.45	10.22								
32-9S	6.30	4.96	7.04	7.85	6.48	7.30	7.67	9.93	14	1/8		2			12	
32-9P	5.59	3.82	6.41	6.82	5.67	6.44	7.04	9.11								
32-10S	5.85	4.30	6.52	7.26	6.11	6.89	7.70	9.59	7	1/8		2	2			
32-10P	4.67	3.26	5.33	6.07	5.04	5.82	6.52	8.52							3	
32-12S	5.82	4.11	6.67	7.04	5.93	6.67	7.56	9.41	15	1/16				5	6	
32-12P	5.15	3.41	6.04	6.41	5.26	6.04	6.85	8.70							4	



28-19



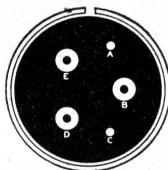
28-20



28-22




32-1



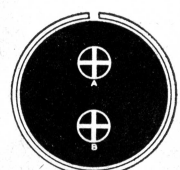
32-2



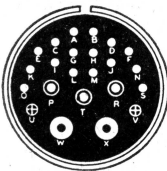
32-3



32-4



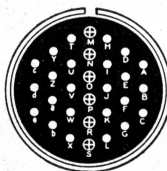
32-5



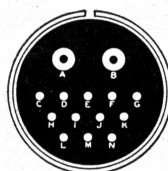
32-6



32-7



32-8



32-9



32-10



32-12

(continued on next page)

CABLES  
CONNECTORS  
PLASTICS

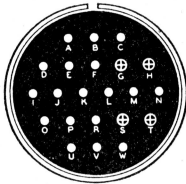
**AMERICAN PHENOLIC CORPORATION** *Chicago 50* IN TORONTO  
AMPHENOL LTD.



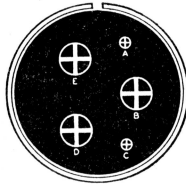


(continued from preceding page)

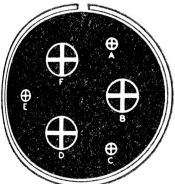
INSERT	AN3100	AN3102	AN3106	AN3108	AN3101	97-5105	97-5107	97-5109	TOTAL CON- TACTS	MECH'L SPACING	CONTACT SIZE					
											#0	#4	#8	#12	#16	#20
36-1S	6.63	5.22	7.33	8.22	6.96	7.74	8.56	10.45	22	1/8				4	18	
36-1P	6.15	4.56	7.19	7.56	6.26	7.00	7.82	9.74								
36-2S	5.70	4.59	6.78	7.48	6.22	6.96	7.82	9.70	5	3/16	3			2		
36-2P	5.44	4.00	6.26	6.96	5.67	6.41	7.11	9.00								
36-3S	6.33	4.82	7.33	7.52	6.44	7.19	8.00	9.30	6	3/16	3			3		
36-3P	5.67	4.15	6.44	7.07	5.85	6.59	7.33	9.19								
36-4S	6.00	4.44	6.93	7.30	6.07	6.78	7.63	9.48	3	1/8	3					
36-4P	5.04	3.74	5.85	6.82	5.26	6.00	6.70	8.59								
36-5S	5.96	4.44	6.96	7.33	6.07	6.82	7.67	9.52	4	1/16	4					
36-5P	5.22	3.63	6.22	6.59	5.33	6.07	6.93	8.82								
36-6S	7.07	5.70	8.07	8.48	7.22	7.96	8.78	10.67	6	1/16	2	4				
36-6P	6.26	4.78	7.04	7.63	6.44	7.07	7.93	9.82								
36-7S	9.67	8.11	10.67	11.04	9.78	10.52	11.33	13.26	47	1/16				7	40	
36-7P	8.82	7.41	9.82	10.19	8.93	9.67	10.48	12.37								
36-8S	8.19	7.48	8.93	10.67	9.30	10.04	10.74	12.63	47	1/16				1	46	
36-8P	8.63	7.26	9.67	10.11	8.78	9.48	10.30	12.22								
36-9S	9.45	7.89	10.48	10.85	9.59	10.30	11.11	13.04	31	1/16		1	2	14	14	
36-9P	8.15	6.33	9.11	9.52	8.26	9.00	9.82	11.74								
36-13S	6.44	4.59	7.45	7.82	6.56	7.30	8.11	10.04	17	1/8 1/4				2	10	
36-13P	5.70	3.82	6.67	5.26	5.82	6.56	7.37	9.30							5	
36-14S	7.22	5.37	8.14	8.59	7.33	8.11	8.93	10.82	16	1/8			5	5	6	
36-14P	5.15	3.26	6.11	6.48	5.26	6.00	6.89	8.67								
36-15S	6.67	6.00	7.41	8.30	7.63	8.37	9.07	10.96	35	1/8						35
36-15P	7.59	5.74	8.37	8.96	7.70	8.45	9.26	11.15								



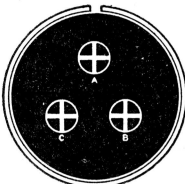
36-1



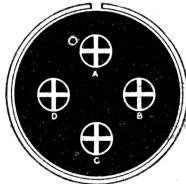
36-2



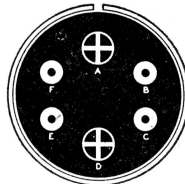
36-3



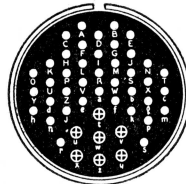
36-4



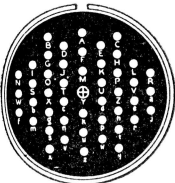
36-5



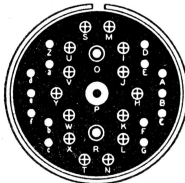
36-6



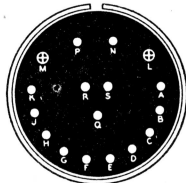
36-7



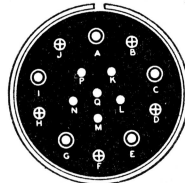
36-8



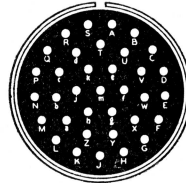
36-9



36-13



36-14



36-15

(continued on next page)

# AMPHENOL *Builds to the Future of* ELECTRONICS


CABLES • CONNECTORS • SOCKETS

PLASTICS • PLUGS

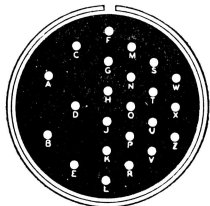
**AMPHENOL**

(continued from preceding page)

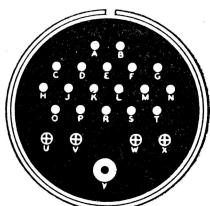
INSERT	AN3100	AN3102	AN3106	AN3108	AN3101	97-5105	97-5107	97-5109	TOTAL CON- TACTS	MECH'L SPACING	CONTACT SIZE					
											#0	#4	#8	#12	#16	#20
40-1S	9.22	6.78	10.37	11.00	9.37											
40-1P	8.11	5.67	9.59	10.04	8.26				30	1/8				6	24	
40-2S	7.74	5.63	8.15	8.85	7.93					1/8					18	
40-2P	7.30	4.78	8.78	9.22	7.41				23	3/16					5	
40-3S	8.89	6.22	10.22	10.96	9.04											
40-3P	7.96	5.30	8.85	9.59	8.11				23	1/8		1		4	18	
40-4S	9.52	7.00	11.04	11.48	9.70											
40-4P	8.78	6.11	10.19	10.67	8.89				23	3/16		2	3	2	16	
40-5S	10.41	7.74	11.85	12.30	10.56											
40-5P	9.07	6.44	10.00	10.74	9.26				15	1/16	3	2	4	6		
40-6S	9.07	6.59	9.48	10.19	9.26											
40-6P	8.41	5.74	9.85	10.30	7.33				26	1/8	1			1	24	
40-9S	12.93	10.26	14.41	14.89	13.08											
40-9P	11.07	8.45	12.59	13.04	11.26				47	1/16			1	22	24	
40-10S	11.45	8.82	12.96	13.41	11.82											
40-10P	10.45	7.78	11.89	12.37	10.59				29	1/16		4	9		16	
40-11S	9.78	7.96	12.33	12.78	11.00											
40-11P	8.90	6.26	10.37	10.82	9.04				25	1/8	1	1	1	4	18	
44-1S	11.04	8.15	11.37	12.41	12.41											
44-1P	11.30	7.00	11.30	11.85	11.48				42	1/8				6	36	
44-2S	13.78	7.85	12.89	12.70	12.33											
44-2P	10.41	6.33	10.59	11.74	10.82				31	1/8		1	2	14	14	
44-3S	11.93	7.63	11.93	6.48	9.26											
44-3P	10.89	6.56	10.89	11.45	11.04				31	1/8		2	2	3	24	
48-1S	11.96	7.19	14.89	13.85	12.22	16.30	17.33	23.71								
48-1P	10.48	6.15	11.52	12.70	10.67	15.19	11.93	22.67	15	1/8	3	2	4	6		



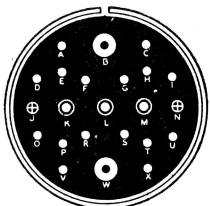
40-1



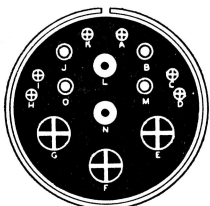
40-2



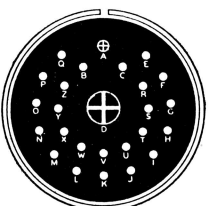
40-3



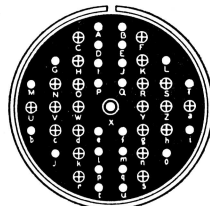
40-4



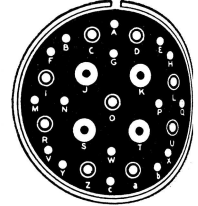
40-5



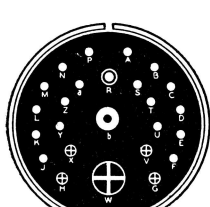
40-6




40-9



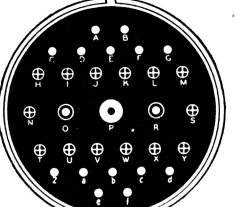
40-10



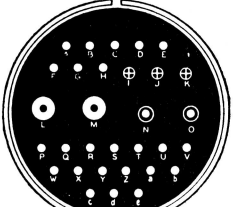
40-11



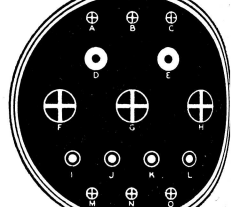
44-1



44-2



44-3



48-1

(continued on next page)

CABLES  
CONNECTORS  
PLASTICS

**AMERICAN PHENOLIC CORPORATION** *Chicago 50*

IN TORONTO  
AMPHENOL LTD.

# AMPHENOL

## Fittings

### FLEXIBLE CONDUIT FERRULES

AN-3050 STANDARD		AN-3051 ONE-STEP		AN-3052 TWO-STEP	
AN Number and Size	List Price	AN Number and Size	List Price	AN Number and Size	List Price
AN-3050-3	\$0.09	AN-3050-16	.16	AN-3050-20	.19
AN-3051-3	.09	AN-3051-16	.22	AN-3051-20	.25
AN-3050-4	.09	AN-3052-16	.24	AN-3052-20	.28
AN-3051-4	.12				
AN-3050-6	.10	AN-3050-24	.22		
AN-3051-6	.10	AN-3051-24	.28		
AN-3052-6	.13	AN-3052-24	.30		
AN-3050-8	.10	AN-3050-28	.25		
AN-3051-8	.10	AN-3051-28	.30		
AN-3052-8	.13	AN-3052-28	.33		
AN-3050-10	.12	AN-3050-32	.28		
AN-3051-10	.12	AN-3051-32	.32		
AN-3052-10	.15	AN-3050-40	.33		
AN-3050-12	.12				
AN-3051-12	.12				
AN-3052-12	.15				

### CONDUIT COUPLING NUT

AN-3054	List Price
AN-3054-6	.13
AN-3054-8	.15
AN-3054-10	.22
AN-3054-12	.26
AN-3054-16	.29
AN-3054-20	.47
AN-3054-24	.60
AN-3054-28	.75
AN-3054-32	.85
AN-3054-40	1.00

### RIGID CONDUIT FERRULE

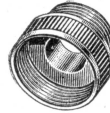
AN-3053	List Price
AN-3053-3	\$2.20
AN-3053-4	.14
AN-3053-6	.14
AN-3053-8	.15
AN-3053-10	.15
AN-3053-12	.19
AN-3053-16	.23
AN-3053-20	.29
AN-3053-24	.33
AN-3053-28	.35
AN-3053-32	.40
AN-3053-40	.50

### CONDUIT COUPLING (RIGID TO FLEXIBLE)



AN-3056	List Price
AN-3056-3	\$2.23
AN-3056-4	.25
AN-3056-6	.25
AN-3056-8	.25
AN-3056-10	.30
AN-3056-12	.30
AN-3056-16	.40
AN-3056-20	.55
AN-3056-24	.55
AN-3056-28	.65
AN-3056-32	.75
AN-3056-40	.90


### ADAPTER FOR "AN" CONNECTORS



AN-3055	List Price
AN-3055-8-3	\$8.80
AN-3055-12-3	.90
AN-3055-12-4	.90
AN-3055-14-4	1.20
AN-3055-16-4	1.60
AN-3055-14-6	1.20
AN-3055-16-6	1.60
AN-3055-18-6	1.80
AN-3055-16-8	1.60
AN-3055-18-8	1.80
AN-3055-22-8	2.00
AN-3055-18-10	1.80
AN-3055-22-10	2.00
AN-3055-28-10	2.20
AN-3055-22-12	2.00
AN-3055-28-12	2.20
AN-3055-32-12	2.40
AN-3055-28-16	2.20
AN-3055-32-16	2.40
AN-3055-36-16	2.60
AN-3055-32-20	2.40
AN-3055-36-20	2.60
AN-3055-40-20	2.80
AN-3055-36-24	2.60
AN-3055-40-24	2.80
AN-3055-44-24	3.00
AN-3055-40-28	2.80
AN-3055-44-28	3.00
AN-3055-48-28	3.20
AN-3055-44-32	3.00
AN-3055-48-32	3.20
AN-3055-48-40	3.20

Specify Amphphenol "AN" Fittings for a most functional use in connection with Amphphenol "AN" Connectors.

### CABLE CLAMP



AN-3057	List Price
AN-3057-3	\$6.60
AN-3057-4	.60
AN-3057-6	.60
AN-3057-8	.70
AN-3057-10	.70
AN-3057-12	.75
AN-3057-16	.80
AN-3057-20	1.50
AN-3057-24	1.60
AN-3057-28	1.75
AN-3057-32	1.90
AN-3057-40	2.00

### STRAIGHT CONDUIT COUPLING



AN-3058	List Price
AN-3058-3	\$3.32
AN-3058-4	.32
AN-3058-6	.33
AN-3058-8	.40
AN-3058-10	.40
AN-3058-12	.45
AN-8-30516	.55
AN-3058-20	.70
AN-3058-24	.75
AN-3058-28	1.00
AN-3058-32	1.20
AN-3058-40	1.75

### CONDUIT BOX CONNECTOR



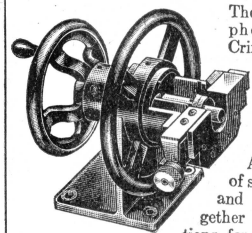
AN-3064	List Price
AN-3064-3	\$1.18
AN-3064-4	.18
AN-3064-6	.18
AN-3064-8	.20
AN-3064-10	.22
AN-3064-12	.25
AN-3064-16	.30
AN-3064-20	.60
AN-3064-24	.60
AN-3064-28	.70
AN-3064-32	.80
AN-3064-40	1.00

### CONDUIT COUPLING LOCK NUT



AN-3066	List Price
AN-3066-3	\$0.07
AN-3066-4	.09
AN-3066-6	.10
AN-3066-8	.15
AN-3066-10	.18
AN-3066-12	.20
AN-3066-16	.23
AN-3066-20	.33
AN-3066-24	.35
AN-3066-28	.60
AN-3066-32	.80
AN-3066-40	1.10

### FERRULE CRIMPING MACHINE



The popular Amphphenol Ferrule Crimping Machine readily equips any operator for skilled, expert crimping of ferrules.

A complete set of standard collets and mandrels, together with instructions for operation, accompanies each Amphphenol Ferrule Crimping Machine. Write for Details.

Essential Quality Parts for the **RADIO-ELECTRONIC** Industry

IN TORONTO • AMPHENOL LIMITED



AN Number and Size	List Price	AN Number and Size	List Price
AN-3060-3	\$.65	AN-3061-3	\$1.00
AN-3060-4	.65	AN-3061-4	1.00
AN-3060-6	.65	AN-3061-6	1.00
AN-3060-8	.70	AN-3061-8	1.00
AN-3060-10	.75	AN-3061-10	1.15
AN-3060-12	.80	AN-3061-12	1.15
AN-3060-16	.85	AN-3061-16	1.30
AN-3060-20	1.10	AN-3061-20	1.55
AN-3060-24	1.20	AN-3061-24	1.75
AN-3060-28	....	AN-3061-28	....
AN-3060-32	....	AN-3061-32	....
AN-3060-40	....	AN-3061-40	....

## AN-3062

AN Number and Size	List Price	AN Number and Size	List Price
AN-3062-3	\$.70	AN-3063-3	\$1.00
AN-3062-4	.75	AN-3063-4	1.00
AN-3062-6	.80	AN-3063-6	1.00
AN-3062-8	.90	AN-3063-8	1.00
AN-3062-10	1.00	AN-3063-10	1.15
AN-3062-12	1.10	AN-3063-12	1.20
AN-3062-16	1.25	AN-3063-16	1.20
AN-3062-20	1.40	AN-3063-20	1.40
AN-3062-24	2.00	AN-3063-24	2.10
AN-3062-28	....	AN-3063-28	....
AN-3062-32	....	AN-3063-32	....
AN-3062-40	....	AN-3063-40	....

## 9760

Amphenol Number Receptacle	List Price	Amphenol Number Plug	List Price
9760-8	\$1.00	9760-8P	
9760-10	1.00	9760-10P	
9760-12	1.00	9760-12P	
9760-14	1.00	9760-14P	
9760-16	1.00	9760-16P	
9760-18	1.10	9760-18P	
9760-20	1.10	9760-20P	
9760-22	1.20	9760-22P	
9760-24	1.20	9760-24P	
9760-28	1.30	9760-28P	
9760-32	1.30	9760-32P	
9760-36	1.40	9760-36P	
9760-40	1.40	9760-40P	
9760-44	1.50	9760-44P	
9760-48	2.00	9760-48P	

Copyright by U. C. P., Inc.